

Compensation rule between the parameters of the Jonscher's Universal Relaxation Law in disordered materials

Anthony N. Papathanassiou*, Elias Sakellis

*National and Kapodistrian University of Athens, Department of Physics,
Section of Condensed Matter Physics,
Panepistimioplois, 15784 Zografos, Athens, Greece*

Abstract

Experimental results for a huge number of different types of disordered materials published during the past fifty years, confirm the validity of the Jonscher's Universal Dielectric Response law. Accordingly, the alternating current (AC) conductivity is a fractional power of frequency. In many cases, the analysis of AC conductivity spectra recorded at different temperatures evidence for a proportionality between the logarithm of the pre-exponential factor to the fractional exponent in many cases. In the present work, the observed compensation is interpreted based on the two fundamental characteristics of disordered matter: universality and scaling. For this, Ghosh and Pan Scaling Rule which links the direct current (DC) conductivity to the dispersive AC one, and the Jonscher Universal Dielectric Response merge to a single function of three quantities: DC conductivity, pre-exponential factor and power exponent. Applying the partial differentiation chain theorem and taking the temperature dependencies of these quantities for Arrhenius systems, the compensation rule is derived. The compatibility of the present theory with published experimental data is discussed.

Keywords: AC conductivity; Universality; Scaling; Compensation.

1. Introduction

Disorder emerges scaling and universality of the alternating current (AC) conductivity in different classes of miscellaneous materials, such as amorphous semiconductors, ion or electron conducting polymers, granular metals, ion conducting glasses, composites, metal cluster compounds, metal oxides etc [1-7]. Experimental results on a large number of materials belonging to different types of disordered media, different types of electric charge carriers (such as ions or electrons (polarons)) and different microscopic mechanisms (such as migration surpassing or phonon assisted tunneling of the potential barrier separating adjacent equilibrium sites) evidence for a common frequency dependent conductivity and common temperature dependency. It is generally accepted that percolation causes and regulates the occurrence of AC universality and hence scaling [1, 3]. The percolation network accessible to electric charge carriers emerge universality in direct current (DC) and AC conductivity in different types of materials. The electrical conductivity $\sigma_m(f)$ measured on applying an external harmonic electric field of frequency f , consists of two components: the macroscopic (DC) conductivity σ_{dc} and the frequency-dependent AC one: $\sigma_{ac}(f)$. Over the past fifty years, numerous experimental results on a broad variety of disordered materials confirmed the Jonscher's Universal Dielectric Response (UDR) law, which refers to the universal shape of $\sigma_{ac}(f)$ isotherms [8, 9]. On the other hand, a Scaling Rule (SR) suggested by Ghosh and Pan [10], which employed the Almond and West function [11, 12], predicts quite successfully that different $\sigma_m(f)$ isotherms (of the same material) collapse to a single master curve, when frequency and conductivity axes are properly scaled. According to the Jonscher's Universal Relaxation Law (URL) the AC conductivity as a function of frequency, at constant temperature T , obeys a fractional power relation [8, 9]:

$$\sigma_{ac}(f, T) = A(T) \cdot f^{n(T)} \quad (1)$$

where $A(T)$ and $n(T)$ are a pre-exponential factor and a power exponent, respectively, which are determined by fitting eq. (1) to the $\sigma_{ac}(f, T)$ isotherms. The majority of experimental results of diverse materials, indicate that $0 < n \leq 1$. However, a supra-linear behavior ($n > 1$) has been observed in some cases [13, 14].

Almond and West, trying to correlate DC and AC components in a defect mediated material with an activated number of charge carriers, proposed an analytic function for $\sigma_m(f, T)$ by defining f_o the hopping rate for which the same number of hopping carriers contribute to the AC and DC conductivities, i.e., $\sigma_m(f_o, T) \equiv 2\sigma_{dc}$ [11]. Accordingly, an equation linking diffusive DC transport to sub-diffusive dispersive conductivity $\sigma_m(f, T)$ was employed to fit isothermal $\sigma_m(f, T)$ spectra [11, 12, 15]:

$$\sigma_m(f, T) = \sigma_{dc}(T) \cdot \left[1 + \left(\frac{f}{f_o(T)} \right)^N \right] \quad (2)$$

The cross-over frequency f_o signs the diffusive to sub-diffusive transition, while N is a measure of ion motion correlations). In 2000, Ghosh and Pan [10] observed that hopping frequency can be used as the scaling frequency in the absence of well-defined dielectric loss peaks, to scale conductivity spectra in ionic glasses for compositions of the same structure. This is justified adequately, since the change in hopping length with composition is manifested by the change in the hopping frequency resulting from correlation effects between successive hops. Frequency dependent conductivity data collected at different temperatures (for the same material) collapse on a master curve: $\frac{\sigma_m(f, T)}{\sigma_{dc}(T)} \text{ vs } \frac{f}{f_o(T)}$, when scaled quantities are plotted. Ghosh and Pan [10], after physical reasoning, used a scaling function resembling that of Almond – West (Eq. (2)) to fit scaled $\frac{\sigma_m(f, T)}{\sigma_{dc}(T)} \text{ vs } \frac{f}{f_o(T)}$ spectra of diverse materials quite successfully: hereafter, according to the Ghosh and Pan Scaling Rule, the exponent N appearing in Eq. (2) is single valued parameter characterizing the entire set of scaled isotherms [16 - 19].

Writing $\sigma_m(f, T) = \sigma_{dc}(T) + \sigma_{ac}(f, T)$, Eq. (2) reads:

$$\sigma_{ac}(f, T) = \sigma_{dc}(T) \cdot \left(\frac{f}{f_o} \right)^N \quad (3)$$

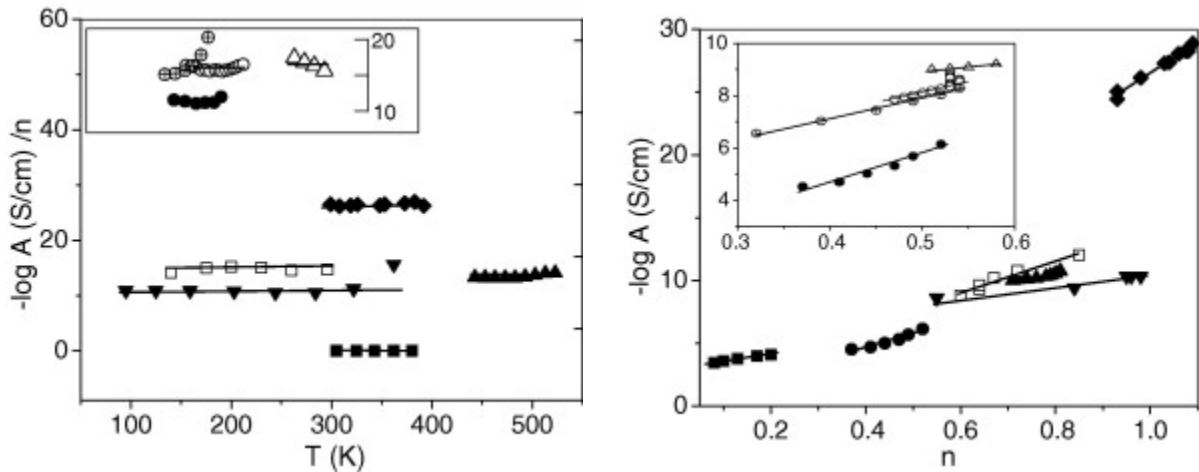


Fig. 1. Left diagram: The ratio $-\log A/n$ versus temperature for different types of materials: $(\text{NH}_4)_3\text{H}(\text{SO}_4)_{1.42}(\text{SeO}_4)_{0.58}$ (\blacklozenge) Ref. [14]; $(\text{NaNO}_3-\text{Al}_2)_3$ (\blacktriangle) Ref. [22]; $10\text{CuI}-60\text{AgI}-30\text{V}_2\text{O}_5$ (\blacktriangle) Ref. [23]; $x\text{Ag}_2\text{S}-\text{Sb}_2\text{S}_3$; $x = 70, 80$ and 85 , respectively (\circ , \bullet and \oplus) Ref. [24]; $(\text{CuI})_{0.55}-(\text{AgSO}_4)_{0.45}$ (\blacksquare) Ref. [25]; $(\text{Ag}_2\text{S})_{0.3}(\text{AgPO}_3)_{0.7}$ (\square) Ref. [26]; $\text{SeSm}_{0.005}$ (\blacktriangledown) [27]. All data points share the same horizontal axis. Labels of the inset diagram are the same as those of the master one. Right diagram: $-\log A$ as a function of the exponent n of Eq. (1). Some data point sets are plotted in the inset diagram, in order to minimize overlap. Reproduced from [21] with permission from Elsevier.

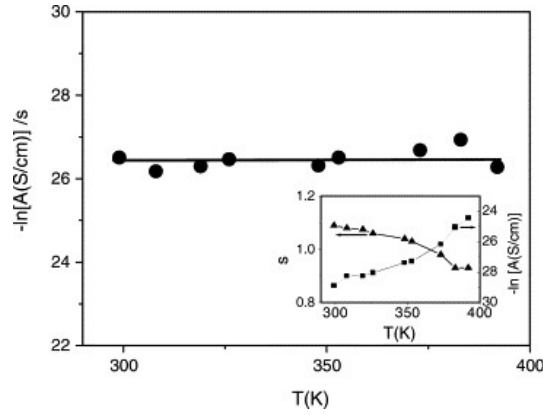


Fig. 2. The ratio $-\ln A/s$ (s denotes the slope $s \equiv d \ln \sigma_{ac} / d \ln f$ and, hence, $s=n$) vs temperature of the mixed crystal $(\text{NH}_4)_3\text{H}(\text{SO}_4)_{1.42}(\text{SeO}_4)_{0.58}$. In the inset, $-\ln A$ and s are plotted against temperature according to the results reported in [28]. Reproduced from [20] with permission from Elsevier.

2. Experimental evidence for a compensation rule

Except for the universality and scaling of electrical conductivity, a *compensation* between the parameters of the UDR law is observed [20, 21]: the values of $\ln A$ and n obtained by fitting Eq.(1) to AC conductivity spectra recorded at different temperatures, for the same solid, validate a proportionality relation: $\ln A \propto n$. In a $\ln A$ vs n diagram, data points lie on a single straight line, or the ratio $\ln A/n$ is constant (independent upon temperature). In Fig 1, we can see that the ratios $\log A/n$ vs temperature for $(\text{NH}_4)_3\text{H}(\text{SO}_4)_{1.42}(\text{SeO}_4)_{0.58}$ [14], $(\text{NaNO}_3-\text{Al}_2)_3$ [22], $10\text{CuI}-60\text{AgI}-30\text{V}_2\text{O}_5$ [23], $x\text{Ag}_2\text{S}-\text{Sb}_2\text{S}_3$; $x = 70, 80$ and 85 [24], $(\text{CuI})_{0.55}-(\text{AgSO}_4)_{0.45}$ [25], $(\text{Ag}_2\text{S})_{0.3}(\text{AgPO}_3)_{0.7}$ [26] and $\text{SeSm}_{0.005}$ [27], are practically constant. When the same data points are plotted in a $\log A$ vs n diagram (Fig. 1), straight lines can be fitted, confirming a compensation of $\ln A$ to n . In Fig. 2, the values of the intercept and the exponent of the UDR (Eq. (1)) evidence for a compensation rule for the mixed crystal $(\text{NH}_4)_3\text{H}(\text{SO}_4)_{1.42}(\text{SeO}_4)_{0.58}$ [28]. These early observations of a compensation law (lacking a theoretical interpretation) were strengthened from later and up to date literature: In Fig. 3, a compensation of $\ln A$ to n is observed for fused silica, whereas, a supralinear UDR is observed [14], since our theoretical approach does not necessarily require the power exponent n to be fractional. A compensation of $\ln A$ to n is detected for $0.8\text{BiGd}_{0.2}\text{Fe}_{0.8}\text{O}_{3-0.2}\text{PbTiO}_{0.2}$ [29] and sodium tantalate (NaTaO_3), doped with metal ions Cu (circles) and Al (squares) [30], respectively (Fig. 4), as well as, for pure cellulose and 4 wt % carbon nano-filler cellulose composite recorded at different temperatures, ranging from 20°C to 100°C [31] (Fig. 5). Recently, the transition from overlap large polaron to small polaron tunneling induced on increasing temperature from 210 K to 417K was visualized through the temperature dependence of the ratio $\ln A/n$ for conduction mechanisms

and phase transitions in long chain organic inorganic hybrids [32]. $\ln A$ compensates to n for $(\text{Na}_{0.33}\text{Bi}_{0.33}\text{Sr}_{0.33})(\text{Ti}_{1-x}\text{W}_{0.66x})\text{O}_3$ perovskite where $0 \leq x \leq 7$, for temperature ranging from 350 K to 450K [31]. The paradigms mentioned above indicate that, for many different disordered materials (at least, for the systems reported above), a compensation between the parameters $\ln A$ and n of the Jonscher's UDR occurs for data collected at different temperatures.

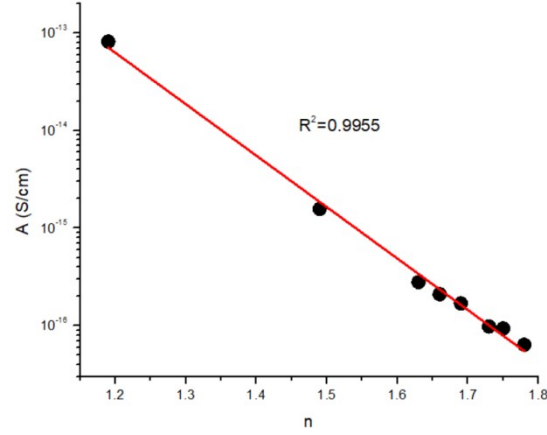


Fig. 3. Semi-logarithmic plot of A vs n from 250 to 700 °C for fused silica [14]. Note that, even for the case of supra-linear UDR behavior, $\ln A$ compensates to n .

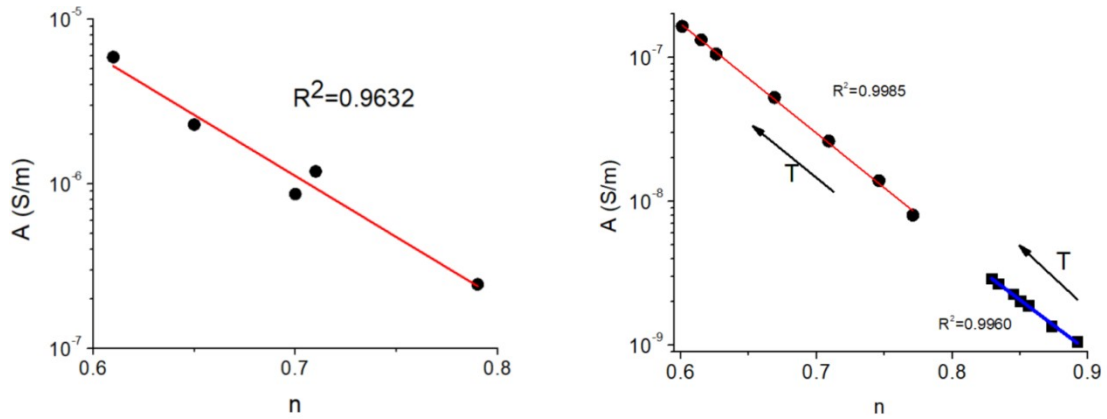


Fig. 4. Left diagram: The parameter A vs n of the UDR obtained from 250°C to 350°C for $0.8\text{BiGd}_{0.2}\text{Fe}_{0.8}\text{O}_3-0.2\text{PbTiO}_{0.2}$ [29]. Right diagram: Logarithmic plot of the parameter A as a function of the fractional exponent n of the UDR (Eq. (1)) obtained from the analysis of the frequency - conductivity spectrum of sodium tantalate (NaTaO_3), doped with metal ions Cu (circles) and Al (squares), recorded at various temperatures ranging from 30°C to 90°C [30]. Straight lines fit best the data points, confirming a compensation of $\ln A$ to n .

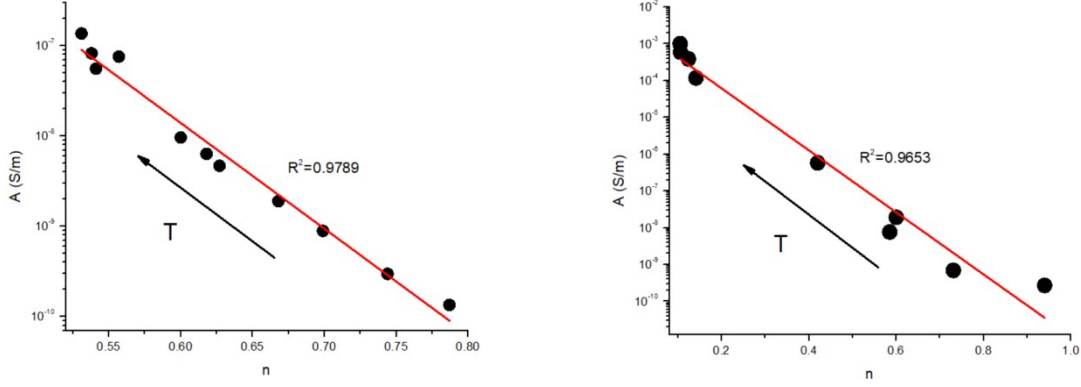


Fig. 5. Logarithmic plot of the parameter A as a function of the fractional exponent n of the UDR (Eq. (1)) obtained from the analysis of the frequency - conductivity spectrum of pure cellulose (left diagram) and 4 wt % carbon nano-filler cellulose composite (right diagram), recorded at different temperatures, ranging from 20°C to 100°C [31]. Straight lines best fit the data points, confirming a compensation of $\ln A$ to n .

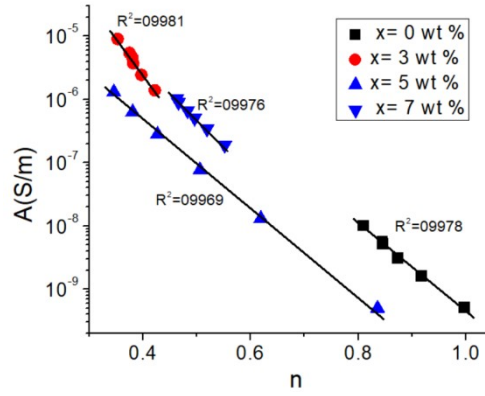


Fig. 6. Logarithmic plot of the parameter A as a function of the fractional exponent n of the UDR (Eq. (1)) obtained from the analysis of the frequency - conductivity isotherms ranging from 350 to 450 K for $(\text{Na}_{0.33}\text{Bi}_{0.33}\text{Sr}_{0.33})(\text{Ti}_{1-x}\text{W}_{0.666x})\text{O}_3$ perovskite, where $0 \leq x \leq 7$ [31]. Straight lines best fit the data points, confirming a compensation of $\ln A$ to n .

3. Theoretical interpretation

The origin of the observed $\ln A$ to n compensation will be addressed in this section, based on the two fundamental characteristics of disordered matter: UDR and SR, respectively. The starting point is that electric charge transport and dielectric relaxation in disordered materials are characterized by a set of three quantities: σ_{dc} , A and n , respectively. The mathematical formulation applied in the next, is inspired from thermodynamics, whereas the state parameters of the system inter-relate through an equation of state. Indeed, by combining the UDR (Eq. (1)) and SR (Eq. (3)), we get a single equation, which is a function of three quantities (σ_{dc} , A and n):

$$\frac{\sigma_{dc}}{f_0^N} \cdot f^N = A \cdot f^n \quad (4)$$

The physical importance of Eq. (4) lies on capturing universality and scaling of the electrical and dielectric properties of disordered matter in a single function. A non-trivial solution of Eq. (4) is: $f = \left(\frac{\sigma_{dc}}{A f_0^N}\right)^{1/(n-N)}$. As Eq. (4) is a composite function of: $\ln A(T)$, $n(T)$ and $\ln \sigma_{dc}(T)$, the chain-rule theorem applies:

$$\left(\frac{\partial \ln A}{\partial n}\right)_{\ln \sigma_{dc}} \cdot \left(\frac{\partial n}{\partial \ln \sigma_{dc}}\right)_{\ln A} \cdot \left(\frac{\partial \ln \sigma_{dc}}{\partial \ln A}\right)_n = -1 \quad (5)$$

The physical meaning of the partial derivatives can be understood by examining, for example, one of them: $\left(\frac{\partial \ln A}{\partial n}\right)_{\ln \sigma_{dc}}$ indicates the explicit change $\Delta \ln A$ upon a change Δn induced the (same) temperature change ΔT , regardless the temperature change of $\ln \sigma_{dc}$. Therefore, the derivative $\left(\frac{\partial \ln A}{\partial n}\right)_{\ln \sigma_{dc}}$ can write in a simple form: $\frac{d \ln A}{dn} = \frac{d \ln A / d(\frac{1}{kT})}{dn / d(\frac{1}{kT})}$, which, in turn, can be determined from the temperature dependencies of $\ln A$ and n . Eq. (5) gives:

$$\left(\frac{\partial \ln A}{\partial n}\right)_{\ln \sigma_{dc}} = - \left(\frac{\partial \ln \sigma_{dc}}{\partial n}\right)_{\ln A} \cdot \left(\frac{\partial \ln A}{\partial \ln \sigma_{dc}}\right)_n \quad (6)$$

Next, we examine whether (and under which conditions and approximations) the derivatives on the right hand side of Eq. (6) are nearly constant.

Estimation of the term $\frac{d \ln \sigma_{dc}}{dn}$: The numerator of the derivative $\frac{d \ln \sigma_{dc}}{dn}$ describes the DC conductivity while the denominator describes the AC conductivity. The DC conductivity corresponds to the diffusive dynamics, while the AC conductivity corresponds to the sub-diffusive dynamics. Nevertheless, the derivative $\frac{d \ln \sigma_{dc}}{dn}$ is physically meaningful as DC and AC dynamics correlate either through a scaling functions (such as Eq. (2)) or the Barton–Nakajima–Namikawa (BNN) relation: $\sigma_{dc} = p \varepsilon_0 \Delta \varepsilon 2 \pi f_m$, where ε_0 denotes the permittivity of vacuum, $\Delta \varepsilon$ is the intensity of a dielectric loss peak maximizing at frequency f_m , associated with the transition from the DC regime to the dispersive AC conductivity (recall that the dielectric loss is expressed through the imaginary part of the complex (relative) permittivity: $Im(\varepsilon^*) = \frac{\sigma_m(f) - \sigma_{dc}}{2 \pi \varepsilon_0 f}$) and p is a numerical constant of the order of unity) [35 - 37] The dielectric loss is $Im(\varepsilon^*) = \frac{\sigma_m(f) - \sigma_{dc}}{2 \pi \varepsilon_0 f}$, where $Im(\varepsilon^*)$ is the imaginary part of the complex (relative) permittivity, which maximizes at a frequency $f_m \approx f_0$. Let us now estimate the term $\frac{d \ln \sigma_{dc}}{dn}$ by considering the temperature dependencies of $\ln \sigma_{dc}$ and n :

$$\frac{d \ln \sigma_{dc}}{dn} = \frac{d \ln \sigma_{dc} / d(\frac{1}{kT})}{dn / d(\frac{1}{kT})} \quad (7)$$

Given that the DC conductivity obeys an Arrhenius relation (depending on the material, even for a narrow temperature range, an approximate Arrhenius law can be used to describe $\sigma_{dc}(T)$ in non-Arrhenius systems), an activation energy is defined:

$$E_{dc} \equiv -d \ln \sigma_{dc} / d(\frac{1}{kT}) \quad (8)$$

The temperature dependence of the power exponent $n(T)$ depends on the material and the microscopic AC conductivity process. The majority of experimental data conclude that the value of $n(T)$ increases gradually: from a fractional value at room temperature to unity when approaching low temperatures (e.g., $n(T = 77K) \rightarrow 1$) [38]. However, different $n(T)$ evolutions have been observed in the meantime, depending not only on the physical characteristics of the disordered solid but on the experimental accuracy in determining $n(T)$: i.e., the temperature range and the temperature intervals whereas AC conductivity isotherms were collected (quite often, a limited number of $n(T)$ data points is published, preventing an accurate determination of the function fitted). In the present work, we rely on published $n(T)$ data and try to find some common, dominant trend for their temperature evolution: For carbon nanotubes-polyepoxy composites [42], bulk furfurylidenemalononitrile [40] or chalcogenide glassy system, $x\text{Ag}_2\text{S}-(1-x)$ ($0.5\text{Se}-0.5\text{Te}$) with $x = 0.05, 0.1$ and 0.2 [40] measured from room temperature to 423 K, 333 K and 383 K, respectively, a constant negative value of $\frac{dn}{d(\frac{1}{kT})}$ was reported, in agreement with the predictions of the Quantum Mechanical Tunneling model [38]. Correlated Barrier Hopping has interpreted numerous experimental findings reporting a decrease of the $n(T)$ values upon temperature [39, 41]. For large binding energy w of the electric charge carrier to its localized state (i.e., $w \gg kT$) which is related to the maximum barrier height at infinite inter-site separation, $n(T)$ decreases linearly upon T : $n(T) = 1 - cT$, where $c \equiv 6k/w$ is a constant. Neglecting terms higher than first order of a binomial expansion (i.e., $(1 + y)^{-1} = 1 - y + y^2 - y^3 + \dots$, for $-1 < y < +1$) of the term $\frac{1}{1+cT}$, an approximate formula results: $(1 + cT)^{-1} \cong 1 - cT$, or: $\frac{dn}{d(\frac{1}{kT})} \cong -ck$. Apparently, the function $n(T)$ determines how accurate is our theoretical approach and may possibly account for cases where compensation is hard to observe. Discrepancies may result either from the non-Arrhenius dependence of $n(T)$ or from uncertainties arising when few experimental points are available. For Arrhenius type materials, under the approximate condition $\frac{dn}{d(\frac{1}{kT})} \cong \text{constant}$, Eq. (6) $n(T)$ writes:

$$\frac{d \ln \sigma_{dc}}{dn} \cong \text{constant} \quad (9)$$

Estimation of the term $\frac{d \ln A}{\partial \ln \sigma_{dc}}$: The pre-exponential factor $A(T)$ of the URL (Eq. (1) coincides with $\sigma_{ac}(f \rightarrow 0, T)$ in the zero frequency limit: $\ln A(T) = \ln \sigma_{ac}(f \rightarrow 0, T)$. Assuming an Arrhenius temperature dependence of $\sigma_{ac}(f \rightarrow 0, T)$, an activation energy for AC conductivity is defined as: $E_{ac}(f \rightarrow 0) \equiv -\frac{d \ln \sigma_{ac}(f \rightarrow 0, T)}{d(\frac{1}{kT})}$, where k is the Boltzmann's constant and T is the absolute temperature.

Subsequently:

$$-\frac{d \ln (T)}{d(\frac{1}{kT})} = E_{ac}(f \rightarrow 0) \quad (10)$$

The first term of the product of the right hand side of Eq. (6), due to Eqs. (8) and (10), reads:

$$\left(\frac{\partial \ln A}{\partial \ln \sigma_{dc}} \right)_n = \left(\frac{\partial \ln A}{\partial (\frac{1}{kT})} \right)_n \cdot \left(\frac{\partial (\frac{1}{kT})}{\partial \ln \sigma_{dc}} \right)_n = E_{ac}(f \rightarrow 0)/E_{dc} \quad (11)$$

$E_{ac}(f \rightarrow 0)/E_{dc}$ is constant, as a ratio of temperature independent quantities. To a first approximation, $E_{ac}(f \rightarrow 0)/E_{dc}$ is the ratio of the lowest to the highest effective energy barriers of the energy landscape within a disordered material. Thus, $\left(\frac{\partial \ln A}{\partial \ln \sigma_{dc}} \right)_n$ is a measure of the width of the distribution of potential energy barriers and characterizes the degree of disorder of a material. Eq. (11), writes:

$$\left(\frac{\partial \ln A}{\partial \ln \sigma_{dc}} \right)_n \cong \text{constant} \quad (12)$$

Within certain assumptions and approximations mentioned above, we found that the right hand side of Eq. (6) is nearly constant, as a product of two nearly constant terms (eqs (9) and (12), yielding: $\frac{d \ln A}{dn} \cong \text{constant}$. Alternatively, $\ln A$ is proportional to n (i.e., $\ln A$ compensates with n). Such compensation rule applies to systems characterized by an Arrhenius behavior in the DC and AC conductivities (see Eqs. (8) and (10), respectively). To understand possibly why the present theory applies to Arrhenius systems, we have to recall that physical meaning of the fraction $E_{ac}(f \rightarrow 0)/E_{dc}$ lies in the fact that it is a measure of the width of the distribution of the potential barrier heights. A constant value of $E_{ac}(f \rightarrow 0)/E_{dc}$, implies that the potential height distribution does not change with temperature emerging scaling, universality and compensation of AC conductivity measured at different emperatures (for the same material. Nevertheless, even for non-Arrhenius systems, if AC conductivity spectra are collected in a narrow temperature range, a quasi-Arrhenius behavior can be assumed and compensation

rule may also apply. Moreover, compensation requires that $dn/d(\frac{1}{kT})$ retains a non-zero constant value, which approximately applies for linear dependencies of $n(T)$.

4. Conclusion

Experimental results on different classes of disordered solids evidence for a compensation of the logarithm of the pre-exponential factor $\ln A$ to the power exponent n of the UDR. A theoretical framework for a compensation rule between parameters of Jonscher's Universal Relaxation Law in disordered materials, within certain assumptions and approximations, is developed in the present work. The DC conductivity, pre-exponential factor and fractional exponent of AC conductivity are three fundamental quantities, which describe the electrical and dielectric properties of a material. These constitute a unique equation, which is derived by merging the Universal Dielectric Response law and the Ghosh – Pan Scaling Rule, respectively. A partial differentiation chain theorem is applied. Accordingly, partial derivatives are estimated from the temperature dependences of the DC conductivity, pre-exponential factor and fractional exponent of the AC response, yielding a compensation rule between the parameters of the Universal Dielectric Response law. Such compensation rule applies to systems characterized by an Arrhenius behavior in the DC and AC conductivities (see Eqs. (8) and (10), respectively). However, for non-Arrhenius systems, if AC conductivity spectra are collected in a narrow temperature range, a quasi-Arrhenius behavior can be assumed and compensation rule may also apply. Moreover, compensation requires that $dn/d(\frac{1}{kT})$ retains a non-zero constant value, which approximately applies for linear dependencies of $n(T)$. Interestingly, it was observed that, by changing the composition of mixed alkali halide crystals at constant temperature, $\ln A$ compensates to n , as well [34]. The numerators and denominators of the derivatives appearing in the chain rule (Eq. (4)) could be expressed as a function of concentration (or pressure) to derive a compensation rule probably, but few concentration (or pressure) experimental data are reported for diverse classes of materials, compared to temperature ones. In this sense, we believe that the theoretical frame of the present work holds potential for unifying AC conductivity descriptions in disordered systems.

Author contributions (CRediT)

A.N.P. contributed conceptualization, data curation, formal analysis, investigation, methodology, validation, visualization and writing. E.S. read the manuscript critically.

Data availability statement

Data are available on request from the authors.

Funding

No funding.

Ethics

Ethics, Consent to Participate, and Consent to Publish declarations: not applicable.

Competing interest declaration

The authors have no relevant financial or non-financial interests to disclose. The authors have no conflicts of interest to declare that are relevant to the content of this article. All authors certify that they have no affiliations with or involvement in any organization or entity with any financial interest or non-financial interest in the subject matter or materials discussed in this manuscript. The authors have no financial or proprietary interests in any material discussed in this article.

References

- [1] J. C. Dyre and T. B. Schröder, *Rev. Mod. Phys.* 72, 873 (2000).
<https://doi.org/10.1103/RevModPhys.72.873>..
- [2] J. C. Dyre, P. Maass, B. Rolling , and D. L. Sidebottom , *Rep. Prog. Phys.* 72, 046501 (2009).
<https://doi.org/10.1088/0034-4885/72/4/046501>
- [3] A.G. Hunt, *Philosophical Magazine B* 81, 875–913 (2001).
<https://doi.org/10.1080/13642810108205779>.
- [4] D. L.Sidebottom, *Rev. Mod. Phys.* 81, 999 (2009). <https://doi.org/10.1103/RevModPhys.81.999>.
- [5] I. Sakellis, A. N. Papathanassiou, and J. Grammatikakis, *Appl. Phys. Lett.* 97, 042904 (2010).
<https://doi.org/10.1063/1.3466904>.
- [6] I.Sakellis, *Appl. Phys. Lett.* 98, 072904 (2011). <https://doi.org/10.1063/1.3543634>.
- [7] H. Bakkali, M. Dominguez, X.Batlle, X. et al., *Sci Rep* 6, 29676 (2016).
<https://doi.org/10.1038/srep29676>.
- [8] A.K. Jonscher, *Nature (London)* 267, 673 (1977). <https://doi.org/10.1038/267673a0>.
- [9] A.K. Jonscher, *J. Mater. Sci.*, 16 (1981), 2037 (1981).
- [10] Ghosh A, Pan A., *Phys Rev Lett.* 84, 2188-90 (2000). <https://doi.org/10.1103/PhysRevLett.84.2188>.
PMID: 11017240.
- [11] D. P. Almond and A. R. West, *Solid State Ionics* 9–10, 277 (1983). [https://doi.org/10.1016/0167-2738\(83\)90247-3](https://doi.org/10.1016/0167-2738(83)90247-3).
- [12] D. P. Almond, A. R. West, and R. J. Grant, *Solid State Commun.* 44, 1277(1982).
[https://doi.org/10.1016/0038-1098\(82\)91103-6](https://doi.org/10.1016/0038-1098(82)91103-6).
- [13] A.N. Papathanassiou, E.Sakellis, J. Grammatikakis, *Appl. Phys. Lett.* 91, 122911 (2007).
<https://doi.org/10.1063/1.2779255>12.
- [14] Mankang Zhu, Xingxuan Wu, Yudong Hou, Guowu Zhang, *Journal of Non-Crystalline Solids*, 439, 15-20 (2016). <https://doi.org/10.1016/j.jnoncrysol.2015.11.002>.

- [15] K. Funke, B. Heimann, M. Vering and D. Wilmer, J. Electrochem. Soc. 148, 395 (2001).
- [16] M.M. Ahmad, Phys. Rev. B 72, 174303 (2005). <https://doi.org/10.1103/PhysRevB.72.174303>.
- [17] S.Ojha, M. S. Ali, M. Roy and S. Bhattacharya, Materials Research Express, 8, 085203 (2021). <https://doi.org/10.1088/2053-1591/ac1d17>.
- [18] S. Gharbi, R. Dhahri, M. Rasheed, E. Dhahri, ... Mohamed R. Berber ,Materials Science and Engineering B 270, 115191 (2021).
- [19] Y.Bonney Singh, D. Biswas, S. Kumar Shah, S. Shaw, R. Mondal, A. S. Das, Soumyajyoti Kabi, L. Surajkumar Singh, Materialia 15,100963 (2021). <https://doi.org/10.1016/j.mtla.2020.100963>.
- [20] A. N. Papathanassiou, J. Phys. Chem. Solids 66, 1849 (2005).
- [21] A.N. Papathanassiour, J. Non-Cryst. Solids 352, 5444 (2006).
- [22] P.S. Anantha, K. Hariharan. Mater. Sci. Eng., B121,12 (3005).
- [19] R. Suresh Kumar, K. Hariharan, Mater. Chem. Phys., 60, 28 (1999).
- [24] J.P. Tiwari, K. Shahi, Solid State Ionics, 176, 1271 (2005).
- [25] N. Gogulamanrali, A.A. Suthanthirara, P. Maruthamuthu, J. Mater. Sci., 32, 4175 (1997).
- [26] M. Cutroni, et al., Solid State Ionics 90, 167 (1996).
- [27] F.A. Abdel-wahab, H.M. Maksoud, M.F. Kotkata, J. Phys. D: Appl. Phys. 39,190 (2006).
- [28] F. Sallemi, B. Louati, K. Guidara, Physica B, 452, 142-147 (2014), <https://doi.org/10.1016/j.physb.2014.07.016>.
- [29] T. Sahu, A.K. Patra, B. Behera, Journal of Alloys and Compounds 695, 2273-2284 (2017), <https://doi.org/10.1016/j.jallcom.2016.11.084>.
- [30] J. Malaescu, P. Sfirloaga, C.N. Marin, Metals 14, 793 (2024). <https://doi.org/10.3390/met14070793>.
- [31] S.S. Ibrahim, Q. Ommeish, S.A. Khairy et al., Indian J. Phys. 99, 535–550 (2025). <https://doi.org/10.1007/s12648-024-03303-3>.
- [32] A.K. Tammam, D. Gawad, M.F. Mostafa, J. Phys. Chem. Solids, 149, 109787 (2021), <https://doi.org/10.1016/j.jpcs.2020.109787>.

- [33] F. Chaou, I. Jalafi, A. Bendahhou, E.H. Yahakoub, S. El Barkany, M. Abou-Salama, *Mat. Chem. Phys.*, 310, 128426 (2023). <https://doi.org/10.1016/j.matchemphys.2023.128426>.
- [34] A.N. Papathanassiou, *Materials Letters* 59, 1634 (2005).
<https://doi.org/10.1016/j.matlet.2005.01.030>.
- [35] J. L. Barton, *Verres et Refract.* 20, 328 (1966).
- [36] T. Nakajima, *Proceedings of the Annual Report Conference on Electric Insulation and Dielectric Phenomena National Academy of Sciences, Washington, DC*, p. 168 (1972).
- [37] H. Namikawa, *J. Non-Cryst. Solids*, 18, 173 (1975). [https://doi.org/10.1016/0022-3093\(75\)90019-8](https://doi.org/10.1016/0022-3093(75)90019-8).
- [38] S.R. Elliott, *Advances in Physics*, 36, 135–217 (1987). <https://doi.org/10.1080/00018738700101971>.
- [39] S. Barrau, P. Demont, A. Peigney, C. Laurent, C. Lacabanne, *Macromolecules* 36, 5187 (2003). <http://doi.org/10.1021/ma021263b>. (hal-00920407).
- [40] M.M. El-Nahass, H.A.M. Ali, *Solid State Communications*, 152, 1084-1088 (2012), <https://doi.org/10.1016/j.ssc.2012.03.002>.
- [41] S. Ojha et al , *Mater. Res. Express* 8, 085203 (2021). <http://doi.org/10.1088/2053-1591/ac1d17>
- [42] M.M. Fangary, M.A.O. Ahmed, *Sci Rep* 15, 5162 (2025). <https://doi.org/10.1038/s41598-025-87788-w>.