

DanmakuTPPBench: A Multi-modal Benchmark for Temporal Point Process Modeling and Understanding

Yue Jiang¹, Jichu Li², Yang Liu³, Dingkan Yang¹, Feng Zhou^{2,4,*}, Quyu Kong^{3,*}

¹Fudan University

²Center for Applied Statistics and School of Statistics, Renmin University of China

³Alibaba Cloud

⁴Beijing Advanced Innovation Center for Future Blockchain and Privacy Computing
feng.zhou@ruc.edu.cn, kongquyu.kqy@alibaba-inc.com

Abstract

We introduce *DanmakuTPPBench*, a comprehensive benchmark designed to advance multi-modal Temporal Point Process (TPP) modeling in the era of Large Language Models (LLMs). While TPPs have been widely studied for modeling temporal event sequences, existing datasets are predominantly unimodal, hindering progress in models that require joint reasoning over temporal, textual, and visual information. To address this gap, *DanmakuTPPBench* comprises two complementary components: (1) *DanmakuTPP-Events*, a novel dataset derived from the Bilibili video platform, where user-generated bullet comments (Danmaku) naturally form multi-modal events annotated with precise timestamps, rich textual content, and corresponding video frames; (2) *DanmakuTPP-QA*, a challenging question-answering dataset constructed via a novel multi-agent pipeline powered by state-of-the-art LLMs and multi-modal LLMs (MLLMs), targeting complex temporal-textual-visual reasoning. We conduct extensive evaluations using both classical TPP models and recent MLLMs, revealing significant performance gaps and limitations in current methods’ ability to model multi-modal event dynamics. Our benchmark establishes strong baselines and calls for further integration of TPP modeling into the multi-modal language modeling landscape. The code and dataset have been released at <https://github.com/FRENKIE-CHIANG/DanmakuTPPBench>

1 Introduction

Temporal Point Processes (TPPs) offer a powerful framework for modeling event sequences in continuous time and have shown effectiveness across a wide range of domains, including social media activity prediction, healthcare monitoring, earthquake modeling, and financial transaction analysis [18, 11, 4, 6, 9, 2]. However, conventional TPP models often struggle to capture the rich multi-modal patterns and contextual dependencies present in real-world event streams. Meanwhile, Large Language Models (LLMs) and Multi-modal LLMs (MLLMs) have recently achieved impressive success across various tasks [21, 1]. Integrating TPP modeling into these architectures presents a promising yet largely underexplored direction, with the potential to enhance temporal reasoning capabilities and unlock novel downstream applications [16, 13].

Existing TPP datasets [19, 33, 27] were not designed with multi-modality in mind, resulting in a critical gap in benchmark resources for evaluating multi-modal TPP models. Most current datasets focus exclusively on temporal and categorical event attributes, overlooking the rich contextual information—such as text and visual signals—that frequently accompanies real-world event streams.

*Corresponding authors.

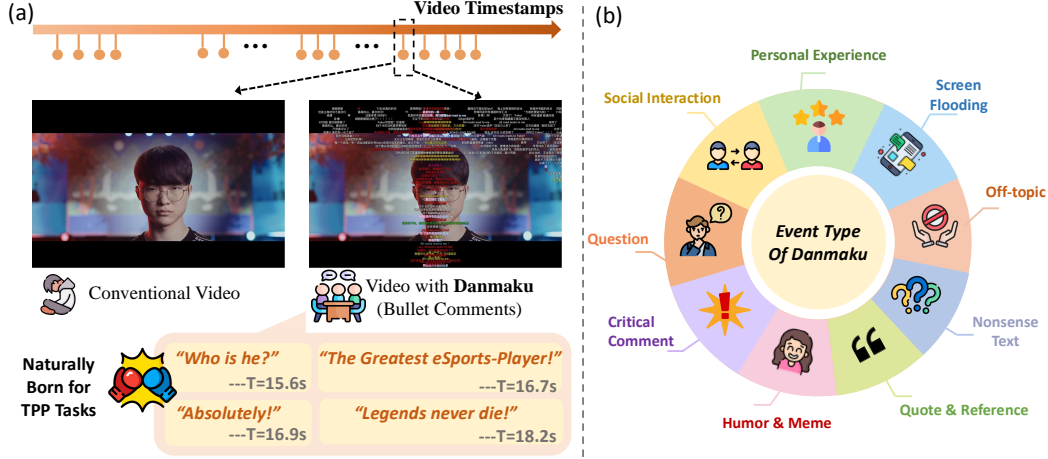


Figure 1: Introduction to Danmaku TPP data. (a) Comparison between conventional video viewing and Danmaku viewing experience. Danmaku appears as overlaid text messages at specific timestamps during video playback, creating a multi-modal TPP. The example shows comments from an esports video with timestamps. (b) Danmaku event types identified in our dataset.

This limitation constrains progress in developing models capable of joint reasoning across temporal, textual, and visual modalities. To address this gap, we propose *DanmakuTPPBench*, a new benchmark comprising two datasets: *DanmakuTPP-Events*, for conventional multi-modal TPP modeling, and *DanmakuTPP-QA*, a novel question-answering dataset designed to assess deeper temporal and cross-modal understanding.

We first introduce *DanmakuTPP-Events*, a novel multi-modal TPP dataset constructed from Bilibili’s Danmaku (real-time bullet comment) system. Danmaku refers to user-generated comments that appear as overlaid text at specific timestamps during video playback, creating an interactive and communal viewing experience. As one of China’s leading video-sharing platforms, Bilibili offers an ideal source for TPP data—each Danmaku comment naturally forms an event with precise temporal alignment, rich textual content, and corresponding visual context from video frames. This makes it a native setting for modeling temporal, textual, and visual modalities in combination. The resulting dataset contains 7,250 TPP sequences and over 10.8 million Danmaku events.

While MLLMs excel at integrating diverse modalities and generating fluent textual responses, their ability to understand and reason about temporal point processes remains largely unexplored. To address this gap, we introduce *DanmakuTPP-QA*, a question-answering dataset built on top of *DanmakuTPP-Events*, specifically designed to evaluate temporal-visual-textual reasoning. We develop a novel multi-agent pipeline that leverages state-of-the-art LLMs and MLLMs—such as Deepseek-R1 [5] for task generation and Qwen2.5-VL [28] for visual understanding—to automatically construct 10 diverse evaluation tasks. The resulting dataset comprises a wide range of challenging open-ended and closed-ended questions, requiring fine-grained, multi-modal reasoning grounded in temporal dynamics.

Through extensive evaluation of both conventional TPP models and state-of-the-art MLLMs, we show that our benchmark poses significant challenges to existing approaches. The results highlight substantial room for improving how language models understand temporal point processes and perform integrated temporal reasoning across modalities.

With the introduction of *DanmakuTPPBench*, our contributions are threefold:

- (1) We present *DanmakuTPP-Events*, the first multi-modal TPP dataset that jointly captures temporal, textual, and visual information from synchronized user comments and video content.
- (2) We construct *DanmakuTPP-QA*, a challenging question-answering benchmark generated via a novel LLM-powered multi-agent pipeline to assess temporal-visual-textual reasoning.
- (3) We conduct comprehensive benchmark evaluations, uncovering key limitations in existing models and establishing strong baselines to guide future research in multi-modal TPP modeling.

Table 1: Comparison between prior TPP datasets and our proposed *DanmakuTPPBench*. K denotes the number of event types, L_{avg} stands for the average TPP sequence length.

| Dataset | Seq. No. | K | L_{avg} | Text Mark | Image Mark | QA |
|--------------------------|-----------|-----|-----------|-----------|------------|--------------|
| Retweet [34] | 12,055 | 3 | 70 | ✗ | ✗ | ✗ |
| Stackoverflow [10] | 2,200 | 22 | 65 | ✗ | ✗ | ✗ |
| Taobao [26] | 2,000 | 17 | 150 | ✗ | ✗ | ✗ |
| Taxi [25] | 2,000 | 10 | 37 | ✗ | ✗ | ✗ |
| ActiveRT [22] | 39,970 | - | 197 | ✗ | ✗ | ✗ |
| RNCNIX [12] | 8,129,126 | 2 | 7 | ✓ | ✗ | ✗ |
| Amazon Review [19] | 6,019 | 24 | 27 | ✓ | ✗ | ✗ |
| <i>DanmakuTPP-Events</i> | 7,250 | 10 | 1494 | ✓ | ✓ | ✗ |
| <i>DanmakuTPP-QA</i> | 2,605 | 10 | 967 | ✓ | ✓ | ✓ (10 tasks) |

2 Related Works

We summarize widely used datasets for Temporal Point Process (TPP) modeling in Table 1. These datasets primarily focus on capturing temporal patterns and event types across various application domains. The **Retweet** dataset [34] contains user retweet sequences, categorized into three groups based on follower counts. The **StackOverflow** dataset [10] records user badge-awarding events with 22 distinct badge types. The **Taobao** dataset [26] captures user click behavior across 17 item categories, while the **Taxi** dataset [25] logs pick-up and drop-off events in New York City, categorized into 10 location-based event types. Although these datasets provide valuable temporal signals, they lack multi-modal context. The **ActiveRT** dataset [22] contains tweets linking to YouTube videos collected over six months, introducing some content-level variation. The **RNCNIX** [12] and **Amazon Review** [19] datasets incorporate textual information—news articles and customer reviews, respectively—offering partial multi-modality. However, these datasets still lack visual components, limiting their applicability for modeling richly contextualized event sequences. In contrast, our proposed *DanmakuTPP-Events* dataset is the first to natively integrate temporal, textual, and visual modalities by leveraging timestamped user comments overlaid on video content. This enables more comprehensive multi-modal TPP modeling in a naturally aligned setting.

To the best of our knowledge, no existing benchmark provides a question-answering (QA) dataset specifically designed for TPPs. However, recent efforts in time series analysis—a closely related domain—have begun to explore QA-based evaluation. For example, Kong et al. [14] proposed **TSQA**, a large-scale dataset comprising approximately 200k QA pairs across diverse time series domains such as weather and traffic. Similarly, **ECG-QA** [20] targets electrocardiogram interpretation through expert-validated QA pairs covering clinically relevant topics. Building on these ideas, we introduce *DanmakuTPP-QA*, a novel QA benchmark that goes beyond conventional TPP modeling to assess temporal-visual-textual reasoning capabilities. It comprises 10 diverse task types designed to challenge and evaluate the ability of language models to integrate information across multiple modalities—addressing a significant gap in current TPP benchmarks.

3 DanmakuTPPBench

To bridge the gap in multi-modal TPP datasets and address the limited progress in TPP understanding, we introduce *DanmakuTPPBench*—the first comprehensive benchmark supporting both multi-modal TPP modeling and multi-task TPP understanding. *DanmakuTPPBench* comprises two complementary components: (1) *DanmakuTPP-Events*, a dataset for conventional TPP modeling; and (2) *DanmakuTPP-QA*, a curated benchmark designed to evaluate TPP understanding via a suite of QA tasks. In this section, we describe the construction pipeline and design principles behind *DanmakuTPPBench* in detail.

3.1 Construction of DanmakuTPP-Events Dataset

Data Collection. We select Danmaku data as the foundation for our benchmark, as it inherently represents a multi-modal temporal point process. The Danmaku system enables users to post live

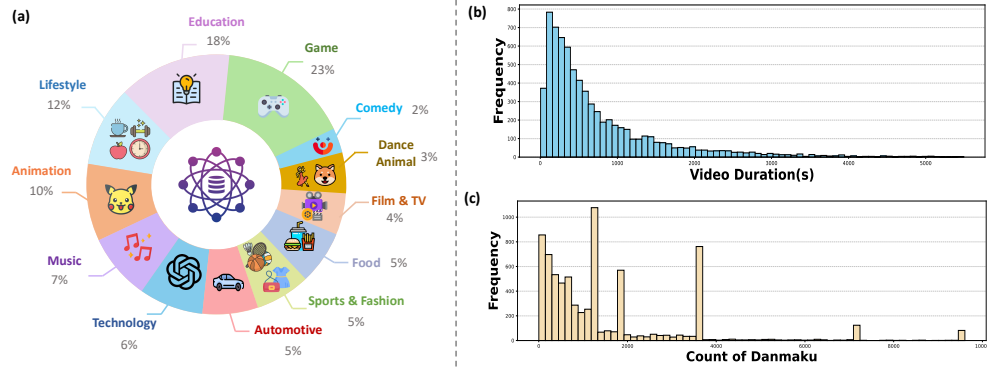


Figure 2: Statistics of *DanmakuTPP-Events* dataset. (a) The proportion of TPP data for video topics. (b) Distribution of video durations. (c) Distribution of Danmaku event count.

comments that are overlaid on video playback at specific timestamps, naturally forming temporal events enriched with textual content and corresponding video frames. This seamless integration of temporal, textual, and visual modalities provides a unique opportunity to study complex interactions between user engagement patterns and rich contextual signals—an aspect that traditional TPP datasets fail to capture.

Bilibili is a leading Chinese video-sharing platform where users can upload, watch, and annotate videos with Danmaku comments. We manually collect all videos posted by the top 100 most popular creators on Bilibili in 2024², resulting in a total of 7,250 videos. From these videos, we construct a large-scale multi-modal TPP dataset, *DanmakuTPP-Events*, which includes 10,820,790 Danmaku events. Formally, for a given video v , the Danmaku sequence is represented as $\mathcal{H}_v = (t_i, e_i, m_i^{\text{text}}, m_i^{\text{image}})_i = 1^N$, where each event i comprises a timestamp t_i , event type e_i , a textual mark m_i^{text} , and an associated video frame m_i^{image} . We preprocess and format the dataset following the protocol established in [27].

Data Statistics. As shown in Fig. 2 (a), *DanmakuTPP-Events* spans fourteen distinct video categories. Gaming constitutes the largest share (23%), followed by education (18%), lifestyle (12%), and animation (10%). This diverse topical distribution ensures broad domain coverage, enhancing the dataset’s ecological validity for TPP modeling.

Fig. 2 (b) presents the distribution of video durations, revealing that most videos fall within the 0–500 second range. The distribution exhibits a long-tail pattern, with a small number of videos exceeding 1000 seconds and a few reaching up to 5000 seconds. These variations introduce significant diversity in the temporal structure of Danmaku activity.

Fig. 2 (c) shows the distribution of Danmaku comment counts per video. While the majority of videos receive 500–2000 comments, there are pronounced peaks around 1000 and 3500, with some videos attracting 8000–10000 comments. This wide variation in comment density gives rise to a rich variety of temporal patterns, ranging from dense comment bursts to more dispersed interactions over time.

Together, the heterogeneity in video topics, durations, and comment densities contributes to the complexity and expressiveness of the *DanmakuTPP-Events* dataset, making it a valuable resource for advancing multi-modal TPP modeling.

3.2 Multi-Agent Collaboration for DanmakuTPP-QA Construction

To enable temporal-textual-visual reasoning, we curated a subset of 2,605 videos from the *DanmakuTPP-Events* dataset, each containing between 500 and 1,500 Danmaku events. Based on this selection, we developed a multi-agent collaborative framework for automated data construction, resulting in a challenging multi-task benchmark: *DanmakuTPP-QA*. As shown in Fig. 3, our

²The full list of creators is available at <https://www.bilibili.com/BPU2024>.

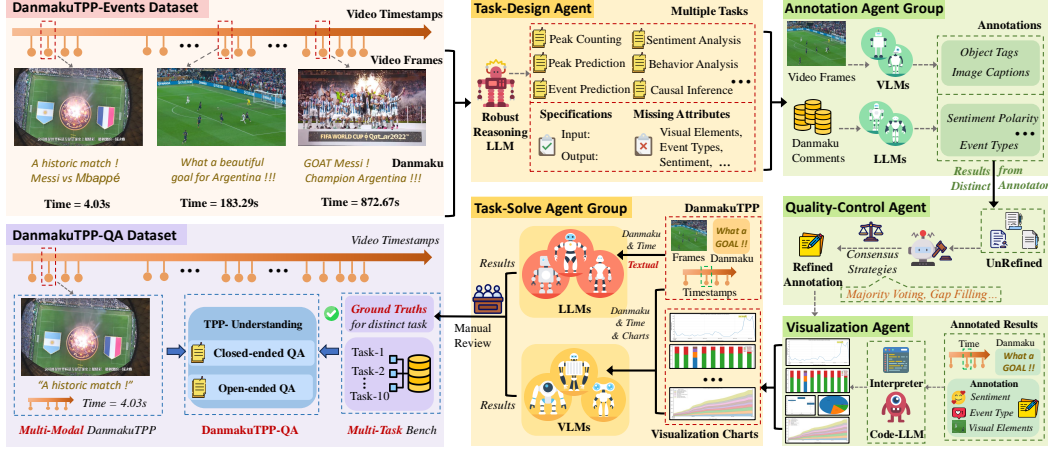


Figure 3: Multi-agent framework for automated construction of DanmakuTPP-QA. The framework consists of five main components: (1) *DanmakuTPP-Events* (top left) containing synchronized video frames, timestamps, and user comments; (2) Task-Design Agent employing a reasoning LLM to generate diverse evaluation tasks; (3) Annotation Agent Group extracting object tags, image captions, sentiment polarity, and event types; (4) Quality-Control Agent implementing consensus strategies to refine annotations through majority voting and gap filling; (5) Task-Solve Agent Group solving the designed tasks based on multi-modal inputs. This framework enables the creation of *DanmakuTPP-QA* covering multiple tasks with ground truths.

pipeline integrates five specialized agents, each responsible for a key stage in the data generation process:

(1) Task-design Agent. This agent formulates meaningful research tasks by analyzing the structure and attributes of Danmaku-based TPP data. We use Deepseek-R1 [5] for its strong reasoning ability, prompting it to act as domain experts (e.g., social scientists or network analysts). It defines task goals, input-output formats, and identifies attribute limitations in the dataset. Applied to *DanmakuTPP-Events*, this agent designed 10 distinct tasks, including 8 closed-ended and 2 open-ended formats.

(2) Annotation Agent. Responsible for labeling each TPP event based on task definitions, this module uses both textual and visual models. Text annotations are generated using Qwen2.5 [28], while visual annotations are produced using Qwen2.5-VL [3] and the Recognize Anything Model (RAM) [32]. This ensemble strategy ensures high-quality, multi-modal annotations across Danmaku comments and corresponding video frames.

(3) Quality-control Agent. This agent validates annotation consistency by aggregating and reconciling outputs from multiple Annotation Agents. We utilize Qwen3 [29] to compare results, apply filtering, and consolidate labels. When conflicts arise, majority voting and rule-based gap-filling strategies are employed. The final outputs are integrated with the original *DanmakuTPP-Events* data to form the curated QA dataset.

(4) Visualization Agent. This agent transforms temporal sequences and annotated attributes into interpretable visualizations. Using Qwen2.5-Coder [8], Python scripts are automatically generated to produce charts such as Danmaku intensity timelines, sentiment evolution plots, and event-type distributions. These visualizations enrich the raw data with aligned textual-temporal-visual representations.

(5) Task-solve Agent. To generate reference answers, this agent group analyzes both the raw TPP data and the visualizations. We incorporate multiple advanced LLMs and MLLMs, including Qwen3 [29], Qwen2.5-VL [28], and Gemma-3 [23]. LLMs extract temporal dynamics from textual sequences, while MLLMs align event information with visualizations, leveraging their capabilities in chart interpretation and multi-modal reasoning. Final answers are obtained via majority voting, supplemented by gap-filling and manual verification, and are used as ground-truth labels in *DanmakuTPP-QA*.

The following is a sample output from Task-solve Agent addressing a question provided by Task-design Agent:

Table 2: Supported tasks and corresponding evaluation metrics for the DanmakuClosed-ended multi-task dataset. For closed-ended tasks, we adopt accuracy and RMSE to evaluate the model’s performance. For open-ended tasks, we employ a LLM for evaluation.

| | Task Description | Evaluation Metrics | Task Type |
|---------|---|--------------------|--------------|
| Task-1 | Danmaku burst peak counting | ACC | Closed-ended |
| Task-2 | Prediction of the next Danmaku timestamp | RMSE | Closed-ended |
| Task-3 | Prediction of the next Danmaku burst peak timestamp | RMSE | Closed-ended |
| Task-4 | Assessment of average sentiment polarity | RMSE | Closed-ended |
| Task-5 | Sentiment polarity prediction for the next Danmaku | RMSE | Closed-ended |
| Task-6 | Sentiment polarity prediction for the next Danmaku burst peak | RMSE | Closed-ended |
| Task-7 | Event type inference for the next Danmaku | ACC | Closed-ended |
| Task-8 | Prediction of Top-2 triggering event types for the next burst peak | ACC | Closed-ended |
| Task-9 | Analysis of global sentiment dynamics and the underlying drivers | LLM-Eval | Open-ended |
| Task-10 | Causal attribution analysis for specific Danmaku burst peak formation | LLM-Eval | Open-ended |

Question:

$\langle |TPP_data| \rangle$

Please provide a detailed analysis of the sentiment trend in the Danmaku comments over time.

Answer:

The sentiment trend starts negative but quickly rises to a stable positive polarity around 0.4, with minor fluctuations. Significant inflection points include an initial sharp rise at 01:00:01 and a peak near 01:00:04. The trend remains consistently positive thereafter, indicating a generally positive viewer reaction. Abrupt changes are minimal, suggesting a steady emotional response throughout the video. Major sentiment shifts occur only at the beginning, transitioning from negative to positive.

where $\langle |TPP_data| \rangle$ serves as a placeholder for the corresponding TPP data associated with each video. Detailed prompt designs for all agents are provided in Appendix A. To ensure evaluation accuracy, all answers generated by the Task-solve Agent group for the test set underwent rigorous manual verification. This process guarantees the high fidelity of the ground-truth annotations, establishing a reliable foundation for downstream model evaluation and performance benchmarking.

Composition. *DanmakuTPP-QA* is divided into three subsets: a training set (2,005 samples), a validation set (300 samples), and a test set (300 samples). As summarized in Table 2, the benchmark comprises 10 distinct tasks, including 8 TPP-focused QA tasks and 2 higher-level temporal-textual-visual reasoning tasks. These tasks collectively span a wide range of challenges, such as predicting the timing and burst peaks of Danmaku events, classifying their trigger types, analyzing sentiment trends, and identifying the underlying causes of Danmaku bursts.

4 Experiments

In this section, we present a comprehensive evaluation of state-of-the-art models on our proposed *DanmakuTPPBench*, demonstrating both the challenges and opportunities in modeling multi-modal temporal point processes.

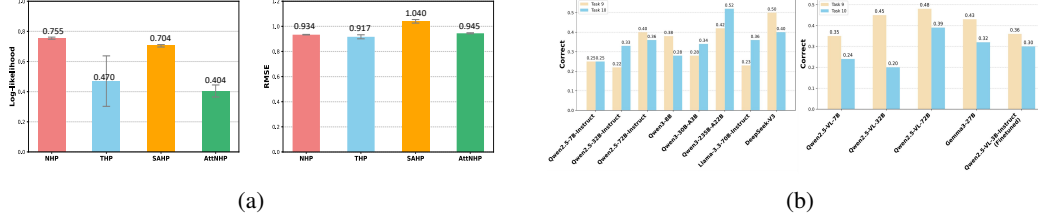


Figure 4: Evaluations of TPP models: (a) Conventional TPP Models on the *DanmakuTPP-Events* dataset; (b) LLM-based Evaluation of LLMs and MLLMs on DanmakuTPP-QA open-ended TPP Questions. The correctness of answers is scored from 0 to 1 by Qwen3-235B-A22B [8].

4.1 Experimental Settings

DanmakuTPP-Events Evaluation. We employ the following state-of-the-art deep TPP models when evaluating TPP tasks on DanmakuTPP: (1) Neural Hawkes Process (NHP) [17]: NHP employs a continuous-time LSTM to encode the temporal and type information of historical events. The resulting history embedding is used to model the conditional intensity function. (2) Self-Attentive Hawkes Process (SAHP) [31], Transformer Hawkes Process (THP) [35] and Attentive neural Hawkes proces (AttNHP) [30]: all three models encode historical events through self-attention mechanism. We use the implementation provided by EasyTPP [27]. All models are trained with a batch size of 64 for 100 epochs using the Adam optimizer with a learning rate of 1e-3 and early stopping based on validation performance. We note that the multi-modal information is not used for these models.

DanmakuTPP-QA Evaluation. We frist evaluate the TPP understanding capabilities of existing open source pretrained LLMs (Qwen2.5 series [28], Qwen3 series [29] and Deepseek-V3 [15]) and MLLMs (Gemma3 [23] and Qwen2.5-VL [24]). According to the different video clips required by each task, we provide the textual timestamps and Danmaku content within the time window as inputs to both LLMs and MLLMs. Additionally, we randomly sample three video frames within the time window for the supplementary input of MLLMs, enhancing the multi-modal understanding. LLMs focus on mining temporal evolution patterns from timestamps and Danmaku, while MLLMs are responsible for aligning textual TPP information with video frames to address complex TPP tasks.

We then further evaluate the model performance after finetuning. We conduct LoRA [7] finetuning with Qwen2.5-VL-3B. For each task, we train the model on a single NVIDIA RTX 4090 for 3 epochs with learning rate 1e-4. Due to GPU memory constraints, we set a truncation of the sequence for some tasks during training. Details about hyperparameters can be found in Appendix B.

Evaluation Metrics. For conventional TPP tasks on *DanmakuTPP-Events*, we employ RMSE for evaluating next-event timestamp prediction and test log-likelihood values for measuring modeling performance [27]. For *DanmakuTPP-QA*, we use different metrics to comprehensively assess model performance across various task settings, as shown in Table 2. Tasks related to temporal prediction and sentiment polarity computation adopt root mean square error (RMSE). Tasks related to Danmaku event type prediction are evaluated by accuracy. Open-ended tasks are evaluated using Qwen3-235B-A22 to output a correctness score between 0-1 when compared against ground-truth descriptions.

4.2 Results on DanmakuTPP-Events

As shown in Fig. 4a, we observe varying performance across different TPP models on *DanmakuTPP-Events* dataset. For log-likelihood evaluation, NHP achieves the best performance with a score of 0.755, followed by SAHP (0.704), while THP (0.470) and AttNHP (0.404) show comparatively lower performance. This suggests that the continuous-time LSTM approach in NHP may be more effective at capturing the complex temporal dynamics in Danmaku data than some attention-based approaches.

For next-event prediction evaluated by RMSE where the lower is better, THP performs best with a score of 0.917, followed closely by NHP (0.934) and AttNHP (0.945). SAHP shows the highest error with an RMSE of 1.040. This reveals a performance discrepancy between likelihood modeling and prediction tasks—models that excel at capturing the underlying distribution (high log-likelihood) do not necessarily perform best at point prediction tasks.

Table 3: Comparative evaluation of LLMs and MLLMs on *DanmakuTPP-QA* closed-ended tasks. The table presents performance metrics (ACC: accuracy, higher is better; RMSE: root mean square error, lower is better) across 8 different tasks (T-1 through T-8) of traditional LLMs, MLLMs, and finetuned models, with specialized models achieving superior performance on specific tasks.

| Task | T-1 | T-2 | T-3 | T-4 | T-5 | T-6 | T-7 | T-8 |
|------------------------|--------------|-------------|---------------|-------------|-------------|-------------|--------------|--------------|
| Model / Metrics | ACC ↑ | RMSE ↓ | RMSE ↓ | RMSE ↓ | RMSE ↓ | RMSE ↓ | ACC ↑ | ACC ↑ |
| LLMs | | | | | | | | |
| Qwen2.5-7B-Instruct | 0.33 | 27.64 | 134.45 | 0.65 | 0.56 | 0.51 | 10.67 | 32.67 |
| Qwen2.5-32B-Instruct | 25.33 | 1.52 | 122.69 | 0.36 | 0.29 | 0.24 | 16.67 | 38.17 |
| Qwen2.5-72B-Instruct | 0.67 | 1.28 | 123.45 | 0.30 | 0.46 | 0.46 | 16.00 | 43.83 |
| Qwen3-8B | 6.67 | 1.80 | 123.59 | 0.32 | 0.41 | 0.45 | 19.33 | 41.50 |
| Qwen3-30B-A3B | 0.67 | 1.33 | 121.96 | 0.20 | 0.33 | 0.40 | 23.00 | 43.67 |
| Qwen3-235B-A22B | 8.67 | 1.39 | 120.79 | 0.30 | 0.31 | 0.29 | 10.33 | 32.50 |
| Llama-3.3-70B-Instruct | 1.67 | 1.11 | 121.49 | 0.26 | 0.27 | 0.22 | 17.00 | 33.33 |
| DeepSeek-V3 | 25.00 | 1.30 | 121.30 | 0.34 | 0.26 | 0.22 | 13.67 | 34.5 |
| MLLMs | | | | | | | | |
| Qwen2.5-VL-7B | 9.67 | 11.61 | 124.99 | 0.46 | 0.82 | 0.66 | 8.33 | 22.17 |
| Qwen2.5-VL-32B | 8.0 | 1.26 | 124.02 | 0.35 | 0.51 | 0.38 | 12.67 | 22.17 |
| Qwen2.5-VL-72B | 0.33 | 1.14 | 121.25 | 0.28 | 0.47 | 0.41 | 15.98 | 47.17 |
| Gemma3-27B | 0.33 | 1.33 | 121.32 | 0.28 | 0.27 | 0.20 | 15.67 | 36.17 |
| Finetuned | | | | | | | | |
| Qwen2.5-VL-3B | 27.0 | 1.35 | 220.43 | 0.05 | 0.16 | 0.08 | 15.33 | 43.00 |

4.3 Results on DanmakuTPP-QA

Table 3 presents a comprehensive evaluation of various LLMs and MLLMs on the *DanmakuTPP-QA* dataset across eight closed-ended TPP tasks. The tasks range from temporal prediction (T-1 to T-3) to sentiment analysis (T-4 to T-6) and event type prediction (T-7 to T-8), collectively assessing models’ capabilities in understanding and reasoning about multimodal temporal point processes. The results reveal several important insights about model performance on TPP understanding tasks.

Model Scaling Effects. We observe clear benefits from scaling model size within the same model family. For instance, in the Qwen2.5-Instruct series, the 32B and 72B variants consistently outperform the 7B model across most tasks. This is particularly evident in Task-2 (next Danmaku timestamp prediction), where RMSE decreases dramatically from 27.64 (7B) to 1.52 (32B) and 1.28 (72B). Similarly, in the Qwen2.5-VL series, performance generally improves with model size, with the 72B variant achieving the best results in Tasks 2, 3, 7, and 8. These suggest that larger models capacity helps capture the complex temporal dynamics and multi-modal relationships in Danmaku data. This scaling pattern aligns with findings in other domains where increased parameter counts improve performance on tasks requiring complex reasoning and pattern recognition.

LLMs v.s. MLLMs. We do not observe a consistent advantage for MLLMs over LLMs despite the multi-modal nature of the dataset. While MLLMs like Qwen2.5-VL-72B excel in certain tasks (achieving the highest accuracy of 47.17% on Task-8), LLMs often perform competitively or better on others. For example, Llama-3.3-70B-Instruct achieves the lowest RMSE (1.11) on Task-2, and Qwen3-30B-A3B achieves the highest accuracy (23.00%) on Task-7. We believe that the current integration of visual information in MLLMs may not be optimal given long context lengths. This unexpected finding suggests that text-only models may effectively leverage linguistic cues to infer temporal patterns, and that current visual-temporal integration mechanisms in MLLMs require further refinement to fully utilize multimodal information.

Model Family Comparison. Among the model families, Qwen3 models demonstrate strong performance on sentiment-related tasks (Tasks 4-6), with Qwen3-30B-A3B achieving the best RMSE (0.20) on Task-4. DeepSeek-V3 and Llama-3.3 excel in predicting sentiment polarity for future events (Tasks 5-6). For event type prediction (Tasks 7-8), Qwen3-30B-A3B and Qwen2.5-VL-72B achieve the highest accuracies, suggesting their superior ability to understand the relationship between temporal patterns and event categories. These performance differences between model families likely

stem from variations in pretraining objectives, architectural design choices, and data composition, highlighting the importance of model selection for specific TPP tasks in real-world applications.

Finetuning. The finetuned Qwen2.5-VL-3B model, despite its relatively small size (3B parameters), outperforms all larger pretrained models on sentiment-related prediction tasks (Tasks 4-6), achieving RMSE of 0.05, 0.16, and 0.08, respectively. This represents a reduction in error by factors of 4-6× compared to the best pretrained models. The finetuned model also shows strong performance on Task-1 (27.0% accuracy) and Task-8 (43.0% accuracy). These results highlight the importance of task-specific adaptation for TPP understanding, suggesting that even smaller models can achieve superior performance when finetuned on relevant data. However, we also observe that finetuning can lead to performance degradation in some cases, as seen in Task-3 where the finetuned model’s RMSE (220.43) is significantly worse than all pretrained models. This suggests potential overfitting or optimization challenges when finetuning for certain temporal prediction tasks.

Open-ended TPP Question Performance. Beyond closed-ended tasks, we further evaluate models on open-ended TPP questions from Tasks 9 and 10, which require deeper reasoning about temporal dynamics. As shown in Fig. 4b, model performance varies significantly across these challenging tasks. For Task-9 (analysis of global sentiment dynamics), Qwen2.5-VL-72B and Qwen3-235B-A22B demonstrate the strongest performance with correctness scores of 0.48 and 0.42, respectively. In Task-10 (causal attribution analysis), Qwen3-235B-A22B achieves the highest score (0.52), substantially outperforming other models. Notably, we observe that while larger models generally perform better, model architecture and pretraining strategies also play crucial roles, as evidenced by DeepSeek-V3’s competitive performance (0.40 on Task-10) despite its smaller parameter count compared to some other models. The finetuned Qwen2.5-VL-3B-Instruct model (finetuned specifically on DanmakuTPP-QA) demonstrates decent performance on both open-ended tasks (0.36 and 0.30 on Tasks 9 and 10, respectively), outperforming several larger pretrained models. This further confirms that targeted finetuning on TPP data can effectively enhance models’ ability to reason about complex temporal patterns, even with relatively limited parameter counts.

Overall, these results demonstrate that while current LLMs and MLLMs show promising capabilities in TPP understanding, there remains substantial room for improvement, particularly in tasks requiring precise temporal prediction and complex event sequence understanding. The strong performance of finetuned models on specific tasks suggests that targeted adaptation strategies may be crucial for advancing the state-of-the-art in multi-modal TPP modeling and understanding. The performance gap between different models on open-ended tasks further highlights the challenge of developing multi-modal LLMs for temporal-visual-textual reasoning with TPPs.

5 Conclusion

In this paper, we introduce *DanmakuTPPBench*, the first comprehensive benchmark for multi-modal temporal point process modeling and understanding. Our benchmark addresses a significant gap in existing TPP research by incorporating rich multi-modal context—temporal, textual, and visual information—derived from Bilibili’s Danmaku system. The benchmark consists of two complementary datasets: *DanmakuTPP-Events* for conventional TPP modeling and *DanmakuTPP-QA* for evaluating temporal-visual-textual reasoning capabilities across 10 diverse tasks.

Through our multi-agent collaborative workflow, we successfully construct a high-quality dataset that enables the systematic evaluation of how models reason about temporal patterns in conjunction with textual and visual modalities. Our extensive experiments with both conventional TPP models and state-of-the-art language models revealed significant challenges in multi-modal temporal reasoning, highlighting opportunities for future research. The performance gap between specialized TPP models and general-purpose language models demonstrates the need for improved integration of temporal point process understanding into multi-modal systems.

Limitations: despite these contributions, our work has several limitations. First, the dataset is primarily sourced from Chinese-language content, which may limit its generalizability to other linguistic and cultural contexts. Second, while our multi-agent annotation pipeline significantly reduces manual effort, the quality of annotations remains dependent on the capabilities of the underlying models, which may introduce subtle biases or inconsistencies in the labeled data. Nevertheless, *DanmakuTPP-Bench* represents a crucial step forward in multi-modal TPP research, providing opportunities to study the interplay between temporal dynamics and rich contextual information.

References

- [1] Josh Achiam, Steven Adler, Sandhini Agarwal, Lama Ahmad, Ilge Akkaya, Florencia Leoni Aleman, Diogo Almeida, Janko Altenschmidt, Sam Altman, Shyamal Anadkat, et al. Gpt-4 technical report. *arXiv preprint arXiv:2303.08774*, 2023.
- [2] Emmanuel Bacry, Iacopo Mastromatteo, and Jean-François Muzy. Hawkes processes in finance. *Market Microstructure and Liquidity*, 2015.
- [3] Shuai Bai, Keqin Chen, Xuejing Liu, Jialin Wang, Wenbin Ge, Sibao Song, Kai Dang, Peng Wang, Shijie Wang, Jun Tang, Humen Zhong, Yanzhi Zhu, Mingkun Yang, Zhaohai Li, Jianqiang Wan, Pengfei Wang, Wei Ding, Zheren Fu, Yiheng Xu, Jiabo Ye, Xi Zhang, Tianbao Xie, Zesen Cheng, Hang Zhang, Zhibo Yang, Haiyang Xu, and Junyang Lin. Qwen2.5-vl technical report. *arXiv preprint arXiv:2502.13923*, 2025.
- [4] Mehrdad Farajtabar, Yichen Wang, Manuel Gomez Rodriguez, Shuang Li, Hongyuan Zha, and Le Song. Coevolve: A joint point process model for information diffusion and network co-evolution. In *NeurIPS*, 2015.
- [5] Daya Guo, Dejian Yang, Haowei Zhang, Junxiao Song, Ruoyu Zhang, Runxin Xu, Qihao Zhu, Shitong Ma, Peiyi Wang, Xiao Bi, et al. Deepseek-r1: Incentivizing reasoning capability in llms via reinforcement learning. *arXiv preprint arXiv:2501.12948*, 2025.
- [6] Alan G Hawkes. Spectra of some self-exciting and mutually exciting point processes. *Biometrika*, 1971.
- [7] Edward J Hu, Yelong Shen, Phillip Wallis, Zeyuan Allen-Zhu, Yanzhi Li, Shean Wang, Lu Wang, Weizhu Chen, et al. Lora: Low-rank adaptation of large language models. *ICLR*, 1(2):3, 2022.
- [8] Binyuan Hui, Jian Yang, Zeyu Cui, Jiayi Yang, Dayiheng Liu, Lei Zhang, Tianyu Liu, Jiajun Zhang, Bowen Yu, Kai Dang, et al. Qwen2. 5-coder technical report. *arXiv preprint arXiv:2409.12186*, 2024.
- [9] Don H Johnson. Point process models of single-neuron discharges. *Journal of computational neuroscience*, 1996.
- [10] Leskovec Jure. Snap datasets: Stanford large network dataset collection. Retrieved December 2021 from <http://snap.stanford.edu/data>, 2014.
- [11] Quyu Kong, Marian-Andrei Rizoio, and Lexing Xie. Modeling information cascades with self-exciting processes via generalized epidemic models. In *WSDM*, 2020.
- [12] Quyu Kong, Marian-Andrei Rizoio, and Lexing Xie. Describing and predicting online items with reshare cascades via dual mixture self-exciting processes. In *CIKM*, 2020.
- [13] Quyu Kong, Yixuan Zhang, Yang Liu, Panrong Tong, Enqi Liu, and Feng Zhou. Language-tp: Integrating temporal point processes with language models for event analysis. *arXiv preprint arXiv:2502.07139*, 2025.
- [14] Yaxuan Kong, Yiyuan Yang, Yoontae Hwang, Wenjie Du, Stefan Zohren, Zhangyang Wang, Ming Jin, and Qingsong Wen. Time-mqa: Time series multi-task question answering with context enhancement. *arXiv preprint arXiv:2503.01875*, 2025.
- [15] Aixin Liu, Bei Feng, Bing Xue, Bingxuan Wang, Bochao Wu, Chengda Lu, Chenggang Zhao, Chengqi Deng, Chenyu Zhang, Chong Ruan, et al. Deepseek-v3 technical report. *arXiv preprint arXiv:2412.19437*, 2024.
- [16] Zefang Liu and Yinzu Quan. TPP-LLM: Modeling temporal point processes by efficiently fine-tuning large language models. *arXiv preprint*, 2024.
- [17] Hongyuan Mei and Jason Eisner. The neural Hawkes process: A neurally self-modulating multivariate point process. In *Advances in Neural Information Processing Systems*, 2017.

- [18] Swapnil Mishra, Marian-Andrei Rizoio, and Lexing Xie. Feature driven and point process approaches for popularity prediction. In *Proceedings of the 25th ACM international on conference on information and knowledge management*, pages 1069–1078, 2016.
- [19] Jianmo Ni, Jiacheng Li, and Julian McAuley. Justifying recommendations using distantly-labeled reviews and fine-grained aspects. In *Proceedings of the 2019 conference on empirical methods in natural language processing and the 9th international joint conference on natural language processing (EMNLP-IJCNLP)*, pages 188–197, 2019.
- [20] Jungwoo Oh, Gyubok Lee, Seongsu Bae, Joon-myung Kwon, and Edward Choi. Ecg-qa: A comprehensive question answering dataset combined with electrocardiogram. *Advances in Neural Information Processing Systems*, 36:66277–66288, 2023.
- [21] OpenAI. Introducing chatgpt, 2022. URL <https://openai.com/index/chatgpt>.
- [22] Marian-Andrei Rizoio, Lexing Xie, Scott Sanner, Manuel Cebrian, Honglin Yu, and Pascal Van Hentenryck. Expecting to be hip: Hawkes intensity processes for social media popularity. In *WWW*, 2017.
- [23] Gemma Team, Aishwarya Kamath, Johan Ferret, Shreya Pathak, Nino Vieillard, Ramona Merhej, Sarah Perrin, Tatiana Matejovicova, Alexandre Ramé, Morgane Rivière, et al. Gemma 3 technical report. *arXiv preprint arXiv:2503.19786*, 2025.
- [24] Peng Wang, Shuai Bai, Sinan Tan, Shijie Wang, Zhihao Fan, Jinze Bai, Keqin Chen, Xuejing Liu, Jialin Wang, Wenbin Ge, et al. Qwen2-vl: Enhancing vision-language model’s perception of the world at any resolution. *arXiv preprint arXiv:2409.12191*, 2024.
- [25] Chris Whong. Foiling NYC’s taxi trip data, 2014.
- [26] Linting Xue, Aditya Barua, Noah Constant, Rami Al-Rfou, Sharan Narang, Mihir Kale, Adam Roberts, and Colin Raffel. Byt5: Towards a token-free future with pre-trained byte-to-byte models. *Transactions of the Association for Computational Linguistics*, 10:291–306, 2022.
- [27] Siqiao Xue, Xiaoming Shi, Zhixuan Chu, Yan Wang, Fan Zhou, Hongyan Hao, Caigao Jiang, Chen Pan, Yi Xu, James Y Zhang, et al. Easytpp: Towards open benchmarking the temporal point processes. *arXiv preprint arXiv:2307.08097*, 2023.
- [28] An Yang, Baosong Yang, Beichen Zhang, Binyuan Hui, Bo Zheng, Bowen Yu, Chengyuan Li, Dayiheng Liu, Fei Huang, Haoran Wei, et al. Qwen2. 5 technical report. *arXiv preprint arXiv:2412.15115*, 2024.
- [29] An Yang, Anfeng Li, Baosong Yang, Beichen Zhang, Binyuan Hui, Bo Zheng, Bowen Yu, Chang Gao, Chengen Huang, Chenxu Lv, Chujie Zheng, Dayiheng Liu, Fan Zhou, Fei Huang, Feng Hu, Hao Ge, Haoran Wei, Huan Lin, Jialong Tang, Jian Yang, Jianhong Tu, Jianwei Zhang, Jianxin Yang, Jiayi Yang, Jing Zhou, Jingren Zhou, Junyang Lin, Kai Dang, Keqin Bao, Kexin Yang, Le Yu, Lianghao Deng, Mei Li, Mingfeng Xue, Mingze Li, Pei Zhang, Peng Wang, Qin Zhu, Rui Men, Ruize Gao, Shixuan Liu, Shuang Luo, Tianhao Li, Tianyi Tang, Wenbiao Yin, Xingzhang Ren, Xinyu Wang, Xinyu Zhang, Xuancheng Ren, Yang Fan, Yang Su, Yichang Zhang, Yinger Zhang, Yu Wan, Yuqiong Liu, Zekun Wang, Zeyu Cui, Zhenru Zhang, Zhipeng Zhou, and Zihan Qiu. Qwen3 technical report, 2025. URL <https://arxiv.org/abs/2505.09388>.
- [30] Chenghao Yang, Hongyuan Mei, and Jason Eisner. Transformer embeddings of irregularly spaced events and their participants. In *ICLR*, 2022.
- [31] Qiang Zhang, Aldo Lipani, Omer Kirnap, and Emine Yilmaz. Self-attentive hawkes process. In *ICML*, 2020.
- [32] Y. Zhang, X. Huang, J. Ma, Z. Li, Z. Luo, Y. Xie, Y. Qin, T. Luo, Y. Li, S. Liu, Y. Guo, and L. Zhang. Recognize anything: A strong image tagging model. In *CVPR*, 2024.
- [33] Feng Zhou, Zhidong Li, Xuhui Fan, Yang Wang, Arcot Sowmya, and Fang Chen. Fast multi-resolution segmentation for nonstationary Hawkes process using cumulants. *International Journal of Data Science and Analytics*, 10:321–330, 2020.

- [34] Ke Zhou, Hongyuan Zha, and Le Song. Learning social infectivity in sparse low-rank networks using multi-dimensional hawkes processes. In *AISTATS*, 2013.
- [35] Simiao Zuo, Haoming Jiang, Zichong Li, Tuo Zhao, and Hongyuan Zha. Transformer hawkes process. In *ICML*, 2020.

A Details of Multi-agent Framework

Task-design Agent. We employ DeepSeek-R1 as the Task-design Agent to simulate experts from diverse domains, aiming to explore potential meaningful research tasks of danmaku temporal point process data. Additionally, the module is also responsible for defining formal specifications for designed tasks and analyzing the deficiencies in current datasets regarding required attributes for task resolution. The prompt template guiding the Task-design Agent’s operations, along with a representative output sample, is systematically presented in Figure 5.

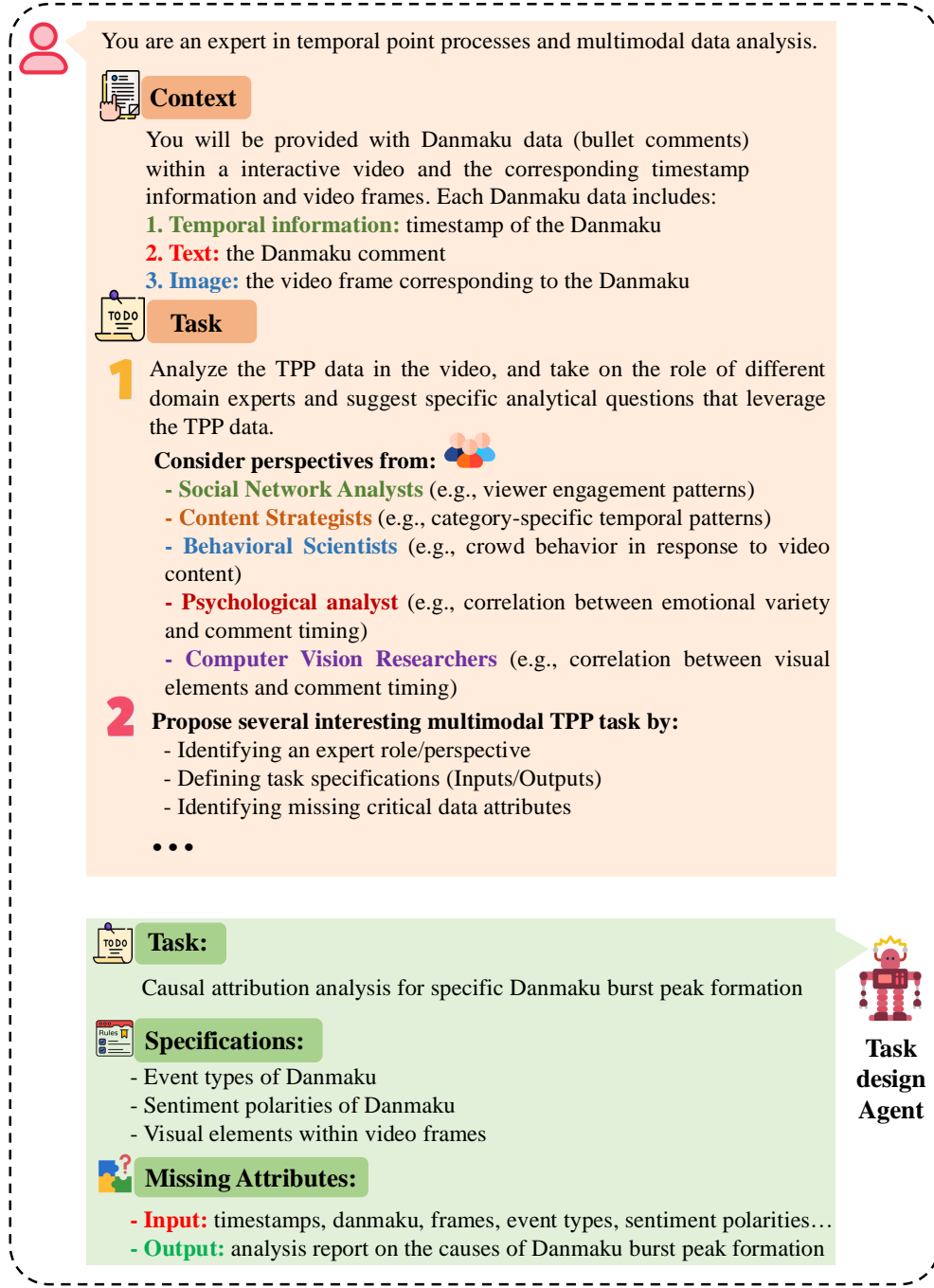


Figure 5: Prompt template for Task-design Agent and its corresponding outputs.

Annotation Agent. As described in the main text, this module serves to identify deficient attributes within the dataset, thereby supporting the resolution of research tasks designed in the preceding module. Within the Annotation Agent group, Qwen2.5 handles textual annotation while Qwen2.5-VL and RAM manage visual annotation. The guiding prompt template and representative annotation results are illustrated in Figure 6.

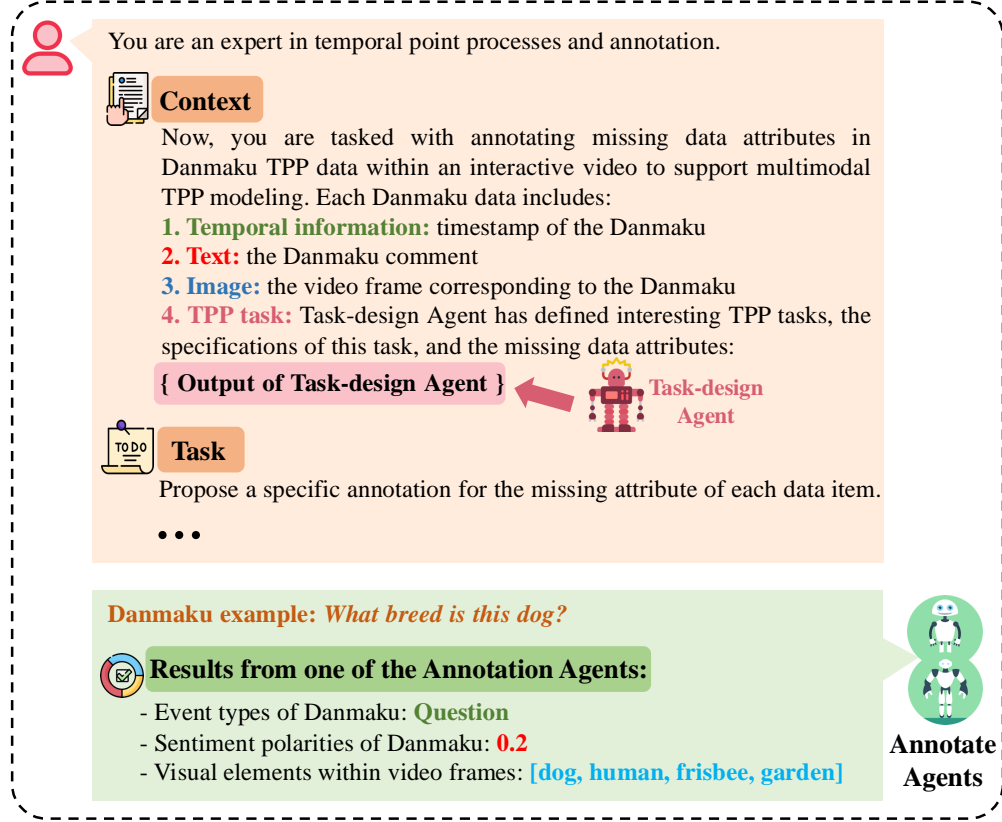


Figure 6: Prompt template for Annotation Agents and corresponding annotation results.

Quality-control Agent. We utilize Qwen3 as the Quality-control Agent to aggregate and reconcile the outputs from multiple Annotation Agents, effectively resolving discrepancies arising from conflicting annotations. The prompt for this module and the output samples are illustrated in Figure 7.

Visualization Agent. This module is responsible for transforming temporal sequences and annotated attributes into interpretable visualizations. The prompt template used to guide the agent and the visualization chart of the outputs are shown in Figure 8.

Task-solve Agent. We incorporate multiple robust LLMs and MLLMs in the Task-solve Agent group to resolve the tasks and generate reference answers as ground-truth labels in DanmakuTPP-QA. The prompt template of this module and the output samples are depicted in Figure 9. By orchestrating the above agents in a coordinated sequence, the multi-agent system enables the systematic construction of high-quality datasets specifically engineered for multimodal temporal modeling and multitask TPP understanding.

B Details of Finetuning Experiment

As described in the main manuscript, we evaluate the performance of the Qwen2.5-VL-3B model after LoRA finetuning on the DanmakuTPP-QA dataset. For each task, training is conducted on a single NVIDIA RTX 4090 GPU for 3 epochs using a learning rate of $1e-4$, a batch size of 1, and gradient accumulation steps of 4. The LoRA configuration employed a rank of 64, an alpha value of




You are a Quality-control Agent responsible for validating and harmonizing annotation results from multiple Annotation Agents. Your primary goal is to ensure consistency, accuracy, and reliability in the final dataset by reconciling differences and resolving conflicts between annotations.



Context

You will receive annotation outputs from multiple agents who have independently annotated the same Danmaku data. Each annotation contains labeled elements, extracted information, and structured QA pairs related to the events. The annotation outputs are as follow:

{ Output of Annotation Agent Group }



Annotation Agent



Task

Compare and Analyze Annotations:



- Systematically compare the outputs across all Annotation Agents
- Identify areas of agreement and disagreement

Apply Filtering Criteria:

- Remove low-quality or irrelevant annotations



Conflict Resolution:

- Implement majority voting to determine the correct annotation
- If majority voting is inconclusive, apply the following hierarchy:
 - * Favor annotations that better align with the original content
 - * Select annotations with more complete information



Gap Filling:

- Fill gaps using information from complementary annotations
- Ensure all essential elements are represented in the final output



Consolidation and Integration:

- Link the consolidated annotations back to the original TPP data
- Ensure the final output maintains the proper structure and format required for the QA dataset

...

Danmaku example: *What breed is this dog?*



Final Annotation Results:

- Event types of Danmaku: **Question**
- Sentiment polarities of Danmaku: **0.2**
- Visual elements within video frames: **[dog, human, frisbee, garden]**



Quality control Agents

Figure 7: Prompt template for Quality-control Agent and its corresponding output.



You are a Visualization Agent specializing in transforming temporal sequences and annotated attributes into interpretable and insightful visualizations. Your primary function is to generate Python code that creates statistical visualizations from danmaku data and annotation results.



Context

- **Raw temporal data:** Danmaku/TPP comments with timestamps
- **Annotation results:** Processed data with several attributes:

{ Output of Quality-control Agent }



Quality-control
Agent



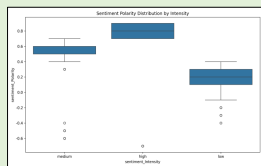
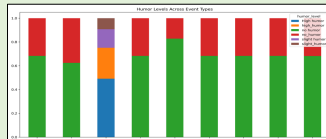
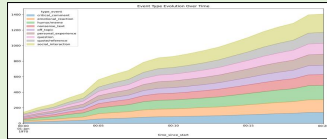
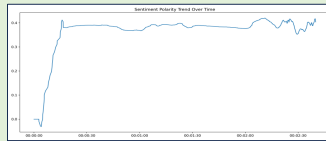
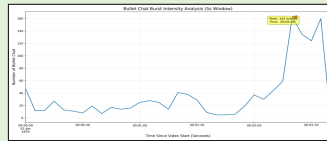
Task

Automated Code Generation: Generate Python scripts with libraries like Matplotlib/Seaborn for chart generation, ensuring code efficiency and compatibility with large-scale datasets. Prioritize dynamic parameter adjustments for time-series alignment.

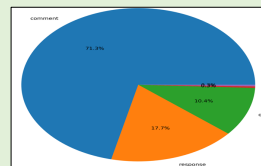
...



Visualization Results:



Visualization
Charts about
Various
Attributes



Visualize
Agent

Figure 8: Prompt template for Visualization Agent and various corresponding charts.

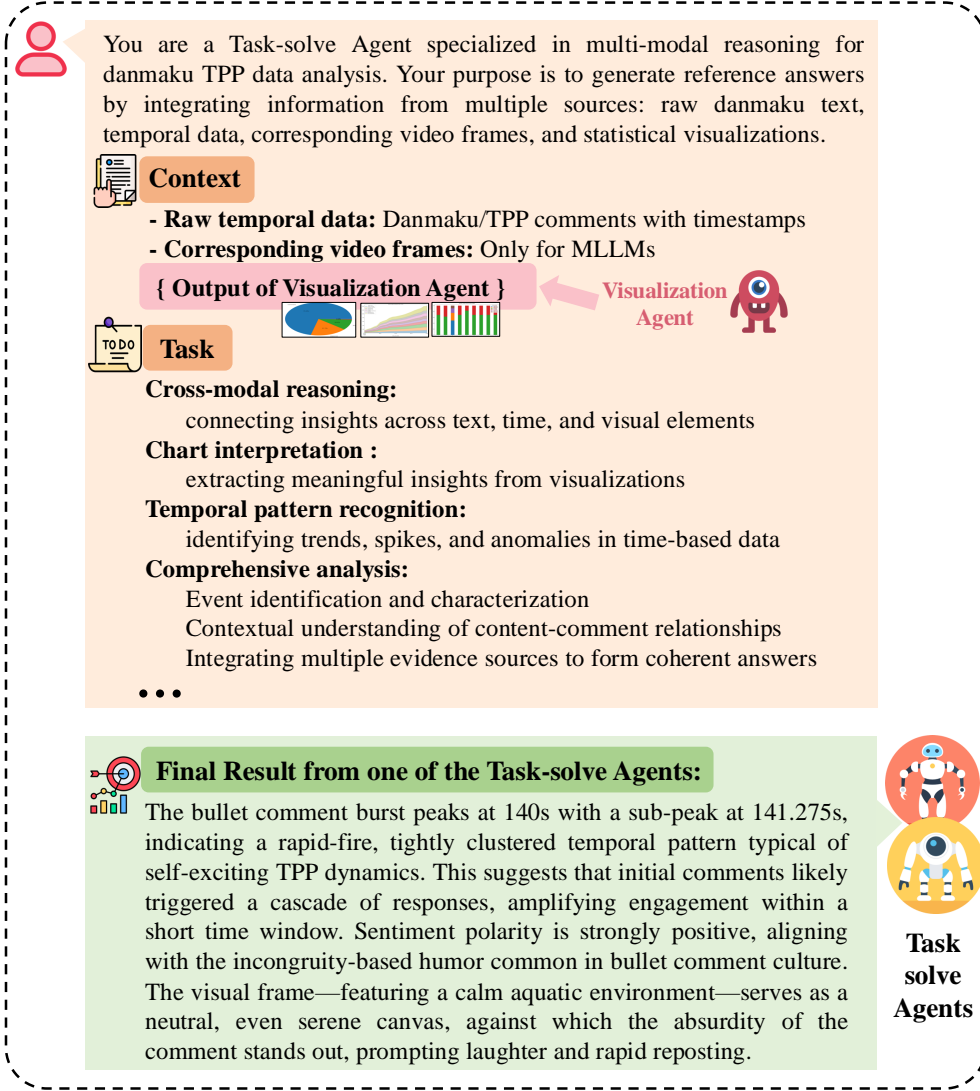


Figure 9: Prompt template for Task-solve Agents and the corresponding output.

16, and a dropout rate of 0.05. Due to GPU memory constraints, we employ left sequence truncation during training, which preserves the more recent right-side context containing the most task-relevant information. The maximum sequence length after truncation varies by task and is specified in Table 4.

Table 4: The task-specific maximum sequence lengths after left truncation during finetuning.

| Task | T-1 | T-2 | T-3 | T-4 | T-5 | T-6 | T-7 | T-8 | T-9 | T-10 |
|---------------------|-----|-----|-----|-----|-----|-----|-----|-----|-----|------|
| max sequence length | 100 | 200 | 200 | 50 | 60 | 60 | 50 | 50 | 100 | 100 |