

---

# Scalable Policy Maximization Under Network Interference

---

**Aidan Gleich**

Department of Statistical Science  
Duke University  
Durham, NC 27708  
aidan.gleich@duke.edu

**Eric Laber**

Department of Statistical Science  
Duke University  
Durham, NC 27708

**Alexander Volfovsky**

Department of Statistical Science  
Duke University  
Durham, NC 27708

## Abstract

Many interventions, such as vaccines in clinical trials or coupons in online marketplaces, must be assigned sequentially without full knowledge of their effects. Multi-armed bandit algorithms have proven successful in such settings. However, standard independence assumptions fail when the treatment status of one individual impacts the outcomes of others, a phenomenon known as interference. We study optimal-policy learning under interference on a dynamic network. Existing approaches to this problem require repeated observations of the same fixed network and struggle to scale in sample size beyond as few as fifteen connected units — both limit applications. We show that under common assumptions on the structure of interference, rewards become linear. This enables us to develop a scalable Thompson sampling algorithm that maximizes policy impact when a new  $n$ -node network is observed each round. We prove a Bayesian regret bound that is sublinear in  $n$  and the number of rounds. Simulation experiments show that our algorithm learns quickly and outperforms existing methods. The results close a key scalability gap between causal inference methods for interference and practical bandit algorithms, enabling policy optimization in large-scale networked systems.

## 1 Introduction

Sequential learning and decision making arises in contexts as varied as dynamic pricing in microeconomics (Rothschild, 1974), experimentation in online platforms (Wager and Xu, 2021), and adaptive treatment allocations in clinical research (Murphy, 2003). Many such problems revolve around the decision of which individuals to treat. For example, an online marketplace may want to assign coupons to customers who otherwise would not purchase an item, or a ride-sharing company may want to assign bonuses to drivers who would otherwise leave the platform. Both examples involve maximizing the impact of treatment, but doing so requires first learning its effect. Multi-armed bandit (MAB) algorithms have emerged as an effective method to solve both the learning and maximization problems simultaneously.

Classic bandit formulations assume that the outcome of an individual is not impacted by the treatment status of others. This assumption is violated in many important contexts, such as epidemiology (Benjamin-Chung et al., 2017), marketplaces (Munro et al., 2025), and social networks (Ogburn et al., 2024). We study **interference** or **spillover effects**, where treatments impact not only the

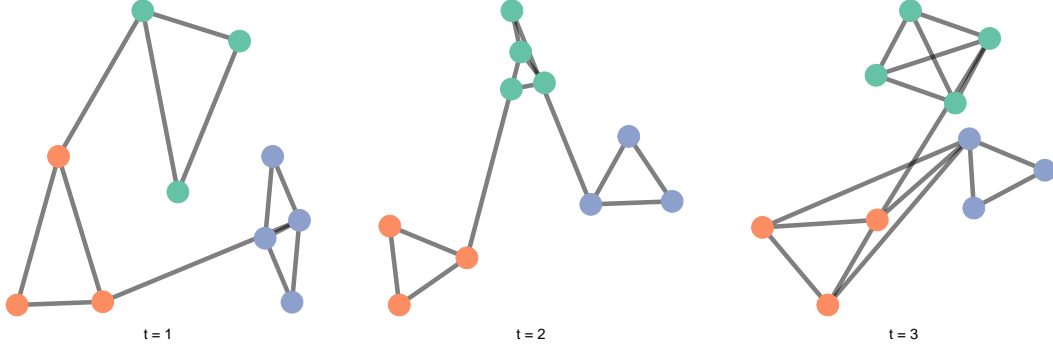


Figure 1: A random sample from the population network is drawn at each time period.

treated but also their peers. We focus on interference that spreads along a network, where the nodes of the network define individuals or arms and the edges specify connections. For example, online experimentation often occurs on social networks or internet marketplaces where interference impacts outcomes and the underlying network changes over time. Despite their relevance to such problems, little work on MABs exists in this setting; existing algorithms struggle to scale beyond networks of size  $n \approx 15$  (Agarwal et al., 2024; Jamshidi et al., 2025). Moreover, these methods require that the network remain fixed across time *and* that observations across time are independent. While we make the assumption of independence across time, this is consistent with our framework where distinct cohorts of individuals are observed at each time step. Conversely, the simultaneous assumptions of a fixed network with persistent individuals and temporal independence can lead to inconsistencies. For example, the outcomes of participants in a vaccine trial depend on their treatment statuses in earlier periods.

Existing algorithms fail to scale because they attempt to capture arbitrary interference instead of leveraging common structural assumptions from the causal inference literature. For example, the linear reformulation of Agarwal et al. (2024) implies that a node of degree  $d$  has  $2^d$  unique parameters. A network with maximum degree  $d^*$  thus has up to  $n2^{d^*}$  unknown parameters in the reward function. For example, with  $n = 1000$  and  $d^* = 10$  the reward function would have over a million unknowns. Estimating this many parameters, which grows linearly with  $n$  and exponentially with node degree  $d^*$ , leads to computational complexity cubic in  $n$  and prohibitive data requirements.

The causal inference (CI) literature has studied interference on networks with particular emphasis on devising assumptions that are both realistic and practical. However, this work is almost exclusively in the context of static experiments with a focus on identification and inference as opposed to dynamic decision making. Motivated by applications where networks are large and dynamic, we address the gap between the MAB and CI literature by devising a scalable MAB algorithm. Our key insight is that by adopting common assumptions (Sussman and Airolidi, 2017) about the additivity and symmetry of interference patterns, rewards form a system of  $n$  linear equations, allowing for an efficient Thompson sampling algorithm capable of handling networks orders of magnitude larger than competing methods.

### Contributions.

1. **Linear reformulation.** We show that under a wide class of weak assumptions, the vector of node-level rewards satisfies  $\mathbf{r} = \mathbf{X}\boldsymbol{\theta} + \boldsymbol{\epsilon}$ , where  $\mathbf{X}$  depends on both the choice of treatment vector  $\mathbf{Z} \in \{0, 1\}^n$  and the network structure.
2. **Algorithm.** We create a Thompson sampling algorithm that simultaneously learns the parameters  $\boldsymbol{\theta}$  while maximizing rewards with respect to the treatment vector  $\mathbf{Z}$ .
3. **Theoretical guarantees.** We prove a Bayesian regret bound of  $O\left(D\sqrt{nT}\log(nT)\right)$  for our method, where  $D$  is the dimension of the unknown parameter vector defining the linear equation for  $\mathbf{r}$ .
4. **Empirical validation.** We demonstrate low regret for large networks with a variety of structures that no other existing bandit algorithms can solve.

## 2 Background and Related Work

**Interference and Peer Influence Effects** Researchers in causal inference and econometrics have dedicated considerable work to interference and peer influence effects. Many topics, such as identification (Manski, 1993), inference (Tchetgen and VanderWeele, 2012; Aronow and Samii, 2017; Toulis and Kao, 2013), and experimental design (Hudgens and Halloran, 2008; Eckles et al., 2017) have been covered in a variety of contexts, including networks (e.g., see Bramoullé et al. (2020) for a survey). However, little work combines an inference objective under interference with a maximization problem. Notable exceptions include Wager and Xu (2021) and Viviano (2024). Neither matches our setting, as Wager and Xu (2021) considers a specific form of interference due to marketplace effects and Viviano (2024) is restricted to offline contexts.

**Bandits with Interference** Interference is in part a dimensionality problem. Without restriction, in the case of a binary treatment and  $n$  individuals, it increases the number of arms from  $n$  to  $2^n$ . While the literature on combinatorial bandits (e.g., Chen et al. (2013)) provides intuition for the difficulties of our problem related to the curse of dimensionality, assumptions typical of that literature (such as independent rewards) do not hold in our setting. Work on bandits under interference is relatively sparse. Spatial interference has been studied (Laber et al., 2018; Jia et al., 2024) as well as network interference (Agarwal et al., 2024). Work exists on optimal individual treatment regimes with interference (Su et al., 2019) as well as linear contextual bandits under interference (Xu et al., 2024). Our algorithm draws its inspiration from the linear bandit literature (Abbasi-yadkori et al., 2011) and Thompson sampling (Russo and Van Roy, 2014). The work closest to ours is Agarwal et al. (2024). The authors design a MAB algorithm for a static network assuming only “sparse network interference,” and formulate the reward function as linear model. That work does so indirectly through discrete Fourier analysis, while we show that the rewards can be written directly as a linear function of unknown parameters. We show that our method can outperform Agarwal et al. (2024) even when our linear formulation is misspecified.

## 3 Model Setup

We begin by introducing the agent’s environment and our assumptions about the form of the reward functions. We then provide examples of models for the underlying population network and how they relate to the reward functions.

**Problem Background** At each time period  $t$ , the agent observes a network of size  $n$  with adjacency matrix  $\mathbf{A}_t$  drawn from a population graph  $\mathcal{G}$ . They must assign treatments  $\mathbf{Z}_t = (z_{t,1}, \dots, z_{t,n})$  where  $z_{t,i} \in \{0, 1\}$ . Each node has a corresponding reward function which depends on  $\mathbf{A}_t$  and the treatment vector  $\mathbf{Z}_t$ . The agent wants to maximize the total rewards (i.e., the sum over node-level rewards) over time. We allow the reward functions to depend on additional information, such as colorings or covariates, and this information may or may not be observed by the learner.

### 3.1 Reward Functions

We allow for an entirely new network, including new nodes, at each time period. Therefore, our node-level reward functions depend both on the treatment assignments as well as the network at time  $t$ . We also want to enforce some structure on the interference patterns. To do so, we adopt the SANIA assumptions (Sussman and Airolidi, 2017; Belloni et al., 2025) for the node-level reward functions. Let  $\mathcal{N}_{t,i}$  denote the set of neighbors of node  $i$  at time  $t$ , i.e. for all  $j \in \mathcal{N}_{t,i}$ ,  $[\mathbf{A}_t]_{i,j} = 1$ .

**Assumption 1.** *For all nodes  $i$ , the reward function  $r_{t,i}$  satisfies the neighborhood interference assumption (NIA) if for all treatment assignments  $\mathbf{Z}_t, \mathbf{Z}'_t$  that agree on the set  $\mathcal{N}_{t,i} \cup i$ ,  $r_{t,i}(\mathbf{Z}_t) = r_{t,i}(\mathbf{Z}'_t)$ .*

NIA requires that a node’s reward function is only dependent on its own treatment and the treatment status of its neighbors. This assumption reduces the input space of the reward functions. For example, with  $n = 100$  and no assumptions on the interference pattern, the reward function of each node depends on the entire 100-length vector of treatment assignments, implying  $2^n$  possible inputs. Under NIA, the reward functions depend only on the treatment status of the corresponding node and its neighbors, therefore reducing the dimension of the input space to the degree of the node (which in our

motivating settings is orders of magnitude smaller than the size of the network). Note that Agarwal et al. (2024) also assumes NIA under the name “sparse network interference.”

In addition to NIA, we require the reward functions to satisfy the Symmetrically Received Interference Effects and the Additivity of Main Effects assumptions (Sussman and Airolodi (2017)). For the purpose of defining these assumptions, we will write the reward functions as  $r_{t,i}(Z_{t,i}, \mathbf{Z}_{\mathcal{N}_{t,i}})$ , where  $Z_{t,i}$  is node  $i$ ’s treatment status and  $\mathbf{Z}_{\mathcal{N}_{t,i}}$  is its neighbors’ treatment status.

**Assumption 2.** *The reward function  $r_{t,i}$  satisfies additivity of main effects if*

$$r_{t,i}(Z_{t,i}, \mathbf{Z}_{\mathcal{N}_{t,i}}) = r_{t,i}(Z_{t,i}, \mathbf{0}) + r_{t,i}(0, \mathbf{Z}_{\mathcal{N}_{t,i}}).$$

**Assumption 3.** *The reward function  $r_{t,i}$  satisfies symmetrically received interference if, for all permutations  $\tau$ ,  $r_{t,i}(Z_{t,i}, \mathbf{Z}_{\mathcal{N}_{t,i}}) = r_{t,i}(Z_{t,i}, \tau(\mathbf{Z}_{\mathcal{N}_{t,i}}))$ .*

Assumption 2 states that the direct effect does not interact with the indirect effects. Assumption 3 implies that a node’s reward depends only on the number of treated neighbors, not which specific neighbors get treated. Allowing  $d_{t,i}^1$  to be the number of treated neighbors of node  $i$  at time  $t$ , these assumptions result in a reward function of the form

$$r_{t,i}(\mathbf{Z}_t) = 1_{\{z_i=1\}}\mu(Z_{t,i}; \mathbf{A}_t) + \Gamma(d_{t,i}^1; \mathbf{Z}_t, \mathbf{A}_t) + \epsilon_{t,i} \quad (1)$$

where  $\Gamma : \{0, 1, \dots, d\} \rightarrow \mathbb{R}$ . We refer to  $\mu$  as the direct effect and the  $d + 1$  values of  $\Gamma$  as the indirect effects of treatment. We thus have  $d_i + 2$  parameters for a node of degree  $d_i$ .

The motivation for these assumptions is twofold. First, while the SANIA assumptions restrict the form of the reward functions, they remain a relatively weak and realistic set of assumptions within the causal inference literature. The vast majority of papers studying interference on networks make assumptions at least as strong as SANIA, if not considerably stronger. For example, Bramoullé et al. (2009) and Toulis and Kao (2013) use linear-in-means models where peer influence operates through a single parameter  $\beta$  as opposed to the function  $\Gamma$  in Equation 1. The SANIA assumptions are reasonable in settings involving information or disease spread on a social network (e.g. Viviano (2024)) or peer effects (such as recommendations) in local markets.

Second, while these assumptions are more restrictive than Agarwal et al. (2024), they enable a key structural simplification: the vector of node-level rewards is linear in the unknown parameters. As later sections will show, the linear structure allows for scalable algorithms that can handle networks several orders of magnitude larger than those addressed by Agarwal et al. (2024). Even under a failure of the SANIA assumptions, we show in simulations that our approach is stable.

Analysis could proceed by assuming repeated observations of one network over time. However, we are motivated by applications where nodes may refer to individual customers in an online marketplace or drivers in a ride sharing app. In such applications, observing the exact same nodes over time is unlikely; instead, we typically observe random samples from a larger population network at each time period. Thus, we proceed by providing examples of population graphs and assume the agent observes and interacts with independent draws from that population network.

### 3.2 Network Structure

We provide several examples of models for the population network. Our method is agnostic to the true network model as it depends only on the specification of the reward function. We note possible connections between reward function parameterizations and the network model for practitioners seeking to model them jointly.

**Latent Space Models** Latent space models (Hoff et al., 2002, 2013) are a flexible class of network models that balance interpretability and computational ease. Each node has an associated location in a latent space and the edge probabilities are functions of these latent variables. Our theory applies directly if the reward functions do not depend on the unobserved latent variables and can be extended to more complicated cases. A common example models the log odds of a link between nodes  $i$  and  $j$  as a function of the similarity between the latent variables  $u_i$  and  $u_j$  and latent additive sender ( $a_i$ ) and receiver ( $b_j$ ) effects:

$$\text{logodds}(\mathbf{A}_{i,j} = 1 | u_i, u_j) = \alpha + u_i^\top u_j + a_i + b_j.$$

**Exponential Random Graphs (ERGM)** ERGMs remain popular in the social sciences for their interpretability, as they allow for the definition and estimation of models using summary statistics such as triangles and cliques. However, they can be difficult to work with in practice, particularly for sparse graphs (Chatterjee and Diaconis, 2013).

**Stochastic Block Model (SBM)** SBMs are a class of latent space models popular for their simplicity. Suppose that  $\mathbf{A}_t$  and a vector of group labels  $\mathbf{K}_t$  are drawn from an SBM defined by the  $k$ -length group membership probability vector  $p$  and the symmetric  $k \times k$  matrix  $\mathbf{W}$  of edge probabilities. That is, we have

$$\begin{aligned} \mathbf{K}_{t,i} &\sim \text{Multinomial}(p) \\ \Pr(A_{i,j} = 1 | \mathbf{K}_{t,i} = l, \mathbf{K}_{t,j} = m) &= \mathbf{W}_{l,m} \end{aligned}$$

If we allow the direct effect to depend on group assignment (for group  $j$ , the direct effect is  $\mu_j$ ) and the indirect effects to be shared, for a node  $i$  belonging to group  $j$  ( $\mathbf{K}_{t,i} = j$ ), we could have

$$r_{t,i,j}(\mathbf{Z}_t) = 1_{\{z_{t,i}=1\}}\mu_j + \Gamma(d_{t,i}^{\mathbf{Z}_t}) + \epsilon_{t,i} \quad (2)$$

In order to estimate the group means, the learner must either know the group labels  $\mathbf{K}_t$  or be able to estimate them accurately. While our theory assumes knowledge of the parameterization of the reward function (and thus in this example the group labels), our method can be extended to cases where latent features of the network must be estimated. This can be thought of as introducing measurement error into the reward function. If, for example, that measurement error is unbiased, our algorithm still should perform well, albeit with higher regret associated with learning the group memberships.

## 4 Algorithm

We now formalize the agent’s maximization problem and propose our algorithm. At each time period  $t \in [T]$ , the agent observes  $\mathbf{K}_t$  and  $\mathbf{A}_t$ . They choose a treatment vector  $\mathbf{Z}_t \in \{0, 1\}^n$  potentially subject to a budget constraint  $\sum_{i=1}^n Z_{t,i} \leq B_t$  and receive the total reward  $\sum_{i=1}^n r_{t,i}(\mathbf{Z}_t)$ . Importantly, while the agent is concerned with maximizing the sum over the node-level rewards, they observe the reward of each individual node. The maximization problem can thus be written as

$$\begin{aligned} &\max_{\mathbf{Z}_1, \dots, \mathbf{Z}_T} \sum_{t=1}^T \sum_{i=1}^n r_{t,i}(\mathbf{Z}_t) \\ &\text{subject to} \quad \sum_{i=1}^n Z_{t,i} \leq B_t \quad \forall t \in [T] \end{aligned} \quad (3)$$

### 4.1 Linear Regression Formulation

At each time period  $t$  we can write our reward vector  $\mathbf{r}_t$  as a linear function of the unknown parameter vector  $\boldsymbol{\theta}$ . This formulation reveals the connection between our model and standard linear bandit problems, informing our extension of existing algorithms. We combine all node-level observed rewards at time  $t$  into the vector  $\mathbf{r}_t = (r_{t,1}, r_{t,2}, \dots, r_{t,n})^\top$ . We seek a design matrix  $\mathbf{X}_t$  satisfying the equation

$$\mathbf{r}_t = \mathbf{X}_t \boldsymbol{\theta} + \boldsymbol{\epsilon}_t \quad (4)$$

where  $\boldsymbol{\theta} = (\mu_1, \dots, \mu_k, \gamma_1, \dots, \gamma_m) \in \mathbb{R}^D$  is the vector of unknown coefficients with  $D = k + m$ .

**Design Matrix** The entry of our design matrix that loads  $\mu_k$  for node  $i$  must be 1 if node  $i$  belongs to group  $k$  and has been treated and 0 otherwise. We first create  $\mathbf{X}_G$ , an  $n \times k$  matrix whose columns are indicators of the nodes’ group membership. We then left multiply by  $\text{diag}(\mathbf{Z}_t)$  to zero-out any non-treated nodes, giving us the matrix  $\text{diag}(\mathbf{Z}_t)\mathbf{X}_G$  with the desired indicators.

Similarly for the  $\gamma$  parameters, from the vector of treated neighbors counts  $\mathbf{A}_t \mathbf{Z}_t$  we create a matrix  $\mathbf{X}_{dz}$  whose columns indicate the number of treated neighbors.

These two matrices combine to create the desired design matrix such that

$$\mathbf{r}_t = [\text{diag}(\mathbf{Z}_t)\mathbf{X}_G \mathbf{X}_{dz}] \boldsymbol{\theta} + \boldsymbol{\epsilon}_t = \mathbf{X}_t \boldsymbol{\theta} + \boldsymbol{\epsilon}_t.$$

Thus, provided independent observations  $(\mathbf{r}_t, \mathbf{X}_t)$ , we can use standard linear regression techniques to estimate  $\theta$ .

**Prior Distribution** Our algorithm is an extension of Thompson sampling for linear bandits, which requires a prior distribution for the unknown parameters  $\theta$ . Motivated by normal-normal conjugacy in Bayesian linear regression, we specify that  $\theta \sim \mathcal{N}(\mathbf{0}, \frac{1}{\lambda} \mathbf{I}_D)$ . Assuming (for the sake of example) that  $\epsilon_t \sim \mathcal{N}(0, \mathbf{I}_n)$ , given an observation  $(\mathbf{r}, \mathbf{X})$ , the posterior is updated using standard Bayesian linear regression formulas for normal-normal conjugacy (see Gelman et al. (2013) for details). The hyperparameter  $\lambda$  can be considered a penalization term as in ridge regression.

## 4.2 Thompson Sampling Algorithm

Before describing our algorithm, we first place assumptions on the reward noise.

**Assumption 4.** *The noise terms  $\epsilon_{t,i}$  are independent 1-sub-Gaussian random variables for all  $t, i$ .*

The sub-Gaussianity assumption is standard throughout the linear bandits literature. While independence across time is also standard, the requirement of independence across nodes is unique to the network setting. The assumption is common throughout both the causal inference literature and the recent work on multi-armed bandits under network interference (Agarwal et al. (2024)), but our method can potentially be extended to cases with errors dependent across either time or nodes through modification of the likelihood.

Our algorithm maintains a posterior distribution  $\pi(\theta | \mathbf{r}_1, \dots, \mathbf{r}_t)$  over the unknown parameters  $\theta$ . At each time period, the agent draws  $\theta^{(t)}$  from the posterior and chooses action  $\mathbf{Z}_t$  that maximizes the total reward conditional on  $\theta^{(t)}$ .

---

### Algorithm 1 Thompson Sampling under Network Interference

---

- 1: **Input:** Prior parameters  $\mu_0, \Sigma_0, \lambda$ , budget sequence  $\{B_t\}_{t=1}^T$ , noise variance  $\sigma^2$
- 2: **for**  $t = 1$  to  $T$  **do**
- 3:   Observe network  $\mathbf{A}_t$  and group labels  $\mathbf{K}_t$
- 4:   Sample  $\theta^{(t)} \sim \mathcal{N}(\mu_{t-1}, \Sigma_{t-1})$
- 5:   Choose treatment vector  $\mathbf{Z}_t$  that maximizes

$$\sum_{i=1}^n r_{t,i}(\mathbf{Z}_t) \quad \text{s.t.} \quad \sum_{i=1}^n Z_{t,i} \leq B_t$$

- 6:   Observe rewards  $\mathbf{r}_t$
- 7:   Construct  $\mathbf{X}_t$  as described in Section 4.1
- 8:   Update posterior using  $(\mathbf{X}_t, \mathbf{r}_t)$ :

$$\Sigma_t = (\mathbf{X}_t^\top \mathbf{X}_t / \sigma^2 + \Sigma_{t-1}^{-1})^{-1}, \quad \mu_t = \Sigma_t [\mathbf{X}_t^\top \mathbf{r}_t / \sigma^2 + \Sigma_{t-1}^{-1} \mu_{t-1}]$$

- 9: **end for**
- 

Although our algorithm resembles Thompson sampling for linear bandits in form, its application to our setting is not straightforward. In classical linear bandits, a single reward observation is modeled as  $r_t = \langle X_t, \theta \rangle + \epsilon_t$ . In contrast, our setting involves  $n$  reward observations per round, each influenced by network interference and group structure. Crucially, by leveraging the SANIA assumptions, we reformulate this complex setting as a linear model over a carefully constructed design matrix (Equation 4). This reformulation is nontrivial and enables the application of scalable linear bandit algorithms to a regime where prior work has failed to scale beyond the smallest of networks ( $n \approx 10$ ). Moreover, our algorithm departs from standard linear bandit techniques enough to require new regret analysis, which we provide in Section 5.

**Computational Complexity** Allowing  $p$  to denote the length of  $\theta$ , line 8 of Algorithm 1 has time complexity  $O(np^2 + p^3)$ . Due to the SANIA assumptions,  $p \ll n$ . We can compare this to Agarwal et al. (2024): allowing  $d^*$  to denote the maximum degree of the network, their linear regression formulation has time complexity  $O(n^3 2^{2d} + n^3 2^{3d})$ . While their explore-then-commit algorithm

runs that computationally expensive linear regression only once, its time complexity gives insight into why their approach struggles to scale with  $n$ .

Crucially, the maximization problem at Line 5 of Algorithm 1 is nontrivial and is the primary computational bottleneck during implementation. We used the Gurobi optimization software (Gurobi Optimization, LLC (2024)) in our experiments. Previous work (e.g. Agarwal et al. (2024)) in network bandits does not mention this issue, as their bandit algorithms do not themselves scale to networks where the maximization problem becomes an issue. They are able to compute the rewards for all arms, which is impossible for the network sizes we consider.

## 5 Regret Analysis

We analyze the performance of our algorithm using regret. Defining the total reward at time  $t$  as  $r_t(\mathbf{Z}_t) = \sum_{i=1}^n r_{t,i}(\mathbf{Z}_t)$ , the Bayesian regret is given by

$$\sum_{t=1}^T \mathbb{E}_{\theta \sim \pi} \left[ \max_{\mathbf{Z}^* \in \{0,1\}^n} r_t(\mathbf{Z}^*) - r_t(\mathbf{Z}_t) \right].$$

**Theorem 1.** Assume there exist positive constants  $c_1, c_2$  such that  $\sup_{\theta \in \Theta} \|\theta\|_2 \leq c_1$  and  $\sup_{\mathbf{X} \in \mathcal{X}^n} \|\mathbf{X}\|_2 \leq c_2$  for all  $n$ , and suppose Assumptions 1–4 hold. Algorithm 1 then satisfies

$$\text{BayesRegret}(\pi, n, T) = O\left(D\sqrt{nT} \log(nT)\right)$$

We prove Theorem 1 by first adapting the results of Abbasi-yadkori et al. (2011) to our setting, which gives us regret bounds for a UCB algorithm. Our result then follows directly from Proposition 3 of Russo and Van Roy (2014). Our assumptions on  $\theta$  and  $\mathbf{X}$  match those of Russo and Van Roy (2014). Full proofs are provided in Section A of the Appendix.

Our regret bounds look almost identical to those for standard linear bandits plus the inclusion of  $n$ . The intuition for this difference lies in the feedback structure: for a network of size  $n$ , by time  $T$  we have accumulated information for  $nT$  nodes while the standard linear bandit algorithms will have only received  $T$  observations. However, the increased complexity of the action space partially offsets the increase in information at each round. The balance of these opposing forces mirrors the exploration-exploitation tradeoff in standard linear bandit problems, resulting in our bounds.

A potential pitfall is that  $D$  may scale with  $n$ . Recalling the SBM case where  $D = k + m$ , both the number of groups  $K$  and the number of indirect effect parameters can in theory increase with the size of the network. For example, if one fixes the edge probabilities in an SBM and increases  $n$ , the average degree of each node increases. Without further assumptions on  $\Gamma$ , one must estimate more indirect effects as  $n$  grows, since larger treated neighbor counts will be observed. However, empirically, networks tend to be sparse, making scalings such as  $D = O(n)$  unlikely in practice. We focus our theoretical analysis on the case of a fixed  $D$  and discuss the impact of  $T$  and  $n$  on regret as this allows a clear comparison to other algorithms in the bandit literature. We provide results from a variety of choices of  $k$  and  $m$ , where either or both may depend on  $n$ , through simulation studies in the following section.

### Comparison to previous approaches

- **Classic MAB Approach.** Standard MAB algorithms fail in this context for two reasons. First, they would attempt to learn each of the  $2^n$  arms independently, which quickly becomes infeasible (e.g. TS has a regret bound of  $O(\sqrt{2^n T \log 2^n})$  (Agrawal and Goyal, 2017)). Second, they can only be applied to a fixed network, as the arm rewards depend on the network.
- **Linear Bandits.** Collapsing 4 by summing over the rows results in a standard linear bandit formulation. However, this turns  $n$  data points into 1, losing a significant amount of information about  $\theta$ . By learning more from the same data, our algorithm performs strictly better.

- **Network Bandits.** Existing approaches for bandits under network interference assume only NIA. The algorithm in Agarwal et al. (2024) attempts to estimate the Fourier coefficients of the reward function for each node. The length of the resulting parameter vector is exponential in the size of the network, severely limiting scaling ability. The inability for existing algorithms to scale is a primary motivation for our work.

## 6 Simulations

We validate our theoretical results empirically through simulation studies. We present results for a variety of network sizes, all of them much larger than previously possible under existing algorithms. We compare our performance to other algorithms on small networks that they are capable of handling, including when the SANIA assumptions are not fully satisfied.

**Data Generating Process** We generate parameter vectors  $\theta$  based on the simulations from Sussman and Airolidi (2017): we draw direct effects  $\mu_k \sim \mathcal{N}(2, 1)$  and indirect effects  $\Gamma(d_i) \sim \mathcal{N}(d_i, 1)$ . We generate our network from an SBM with uniform group membership probabilities and  $|K| = \lceil \frac{n}{10} \rceil$ . Unless otherwise specified, we set within-group edge probabilities to 0.3 and across-group to  $\frac{1}{n}$ . These parameters imply an average degree of about 4. We set  $\mu_0 = 1$  for all parameters and  $\lambda = 0.1$ .

We assume that there exists an  $i$  such that  $\gamma_j = \gamma_i$  for all  $j \geq i$  i.e. the indirect effects are all equal above some cutoff point. We typically choose this cutoff point to be  $i = 15$  because in almost all of our simulations,  $\Pr(d_i = 15) \approx 0$ . Thus, the assumption does not in theory make the problem easier for our algorithm. In practice, however, it both speeds computation of the posterior parameters and the maximization problem as well as improves performance by reducing variance.

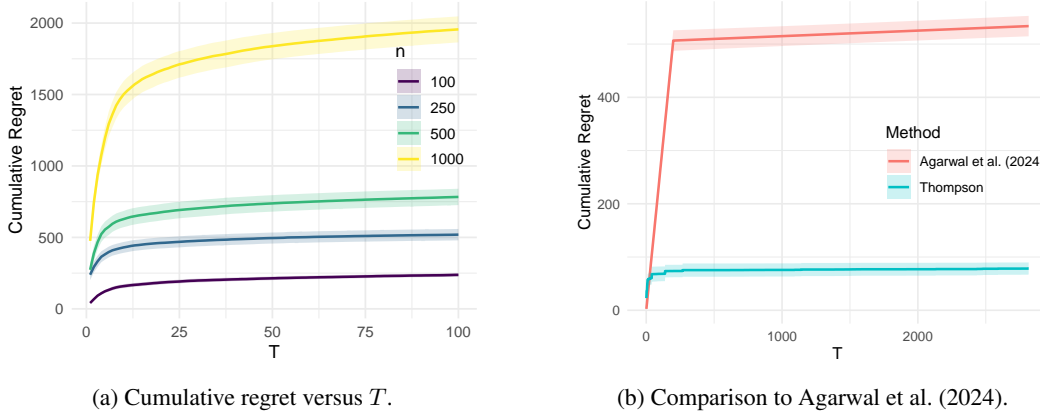


Figure 2: In 2a, we simulate from a sparse SBM with expected degree of about 4 and compare our method across moderate network sizes. We see that larger  $n$  values accumulate regret faster initially but stabilize at around the same time as smaller values. In 2b, we compare our method to Algorithm 1 of Agarwal et al. (2024) for networks of size  $n = 8$  with SANIA reward functions.

**Simulation Results** We begin by investigating empirically how regret scales with  $T$  and  $n$ . In Figure 2a we present cumulative regret against  $T$  for moderate  $n$  values of 100 to 1000. We see that regret stabilizes rapidly for all  $n$  values, showing that our algorithm learns quickly. We use a budget of  $\frac{n}{5}$  for these experiments.

In Figure 2b, we compare our method to Algorithm 1 of Agarwal et al. (2024), which is the closest existing method. We simulate networks with  $n = 8$  nodes and use SANIA reward functions with parameters generated using the method discussed above. We see that our method achieves significantly lower cumulative regret. We used the code provided in Agarwal et al. (2024) to generate Figure 2b. We run the same comparison when our reward function is misspecified (i.e. when the SANIA assumptions are not met). Our method still outperforms Agarwal et al. (2024), despite our reward function being misspecified. We present the results in Section B of the Appendix.



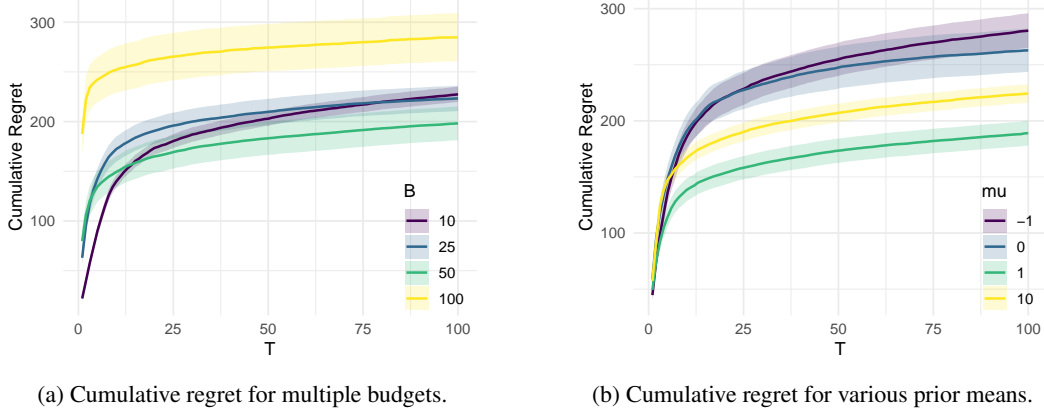


Figure 3: We investigate the impact of the prior mean and budget constraint on cumulative regret for the sparse SBM with  $n = 100$ .

We also investigate the sensitivity of our method to the budget constraint and prior mean. Figure 3a shows similar performance under budget constraints  $B \in \{10, 25, 50\}$  while the unconstrained version has higher initial regret. Because we have a prior mean of 1 for all parameters, the unconstrained algorithm selects many nodes with negative direct effects, leading to higher initial regret. However, it quickly corrects this, and the cumulative regret levels out more quickly than the constrained cases due to the algorithm observing more direct and indirect effects at each time period. This does not necessarily imply that a smaller prior mean is optimal. In Figure 3b, we show cumulative regret for multiple prior means. A prior mean of 1 is the clear winner, which matches the common recommendation of picking optimistic initial values (Sutton and Barto, 2018, Section 2.6).

## 7 Limitations

While our algorithm achieves significant scalability, its applicability relies on assumptions and it may face implementation challenges in some scenarios.

**SANIA Assumptions** The NIA assumption requires that interference only occurs through direct neighbors. If violated, e.g. when information can spread rapidly through multiple people, reward estimates can be biased. Additivity requires that direct and indirect effects do not interact, which will be violated if synergistic or antagonistic relationships exists between direct and indirect effect (e.g. once you hear information directly, hearing it from others has no impact). Symmetry can be violated if specific neighbors, such as best friends, have heterogeneous indirect effects. While we show our method remains stable under misspecification, future work can further investigate how our algorithm performs when these assumptions are violated.

**Optimization Bottleneck** Computing the optimal policy conditional on reward function parameters is in general NP-hard. While we found success with prebuilt optimization engines, algorithms designed specifically for this problem could allow for applications to even larger networks than we address here.

## 8 Conclusion

We have introduced a scalable Thompson sampling algorithm for regret minimization under network interference. We show that the SANIA assumptions can be leveraged for scalable policy maximization, bridging a gap between the causal inference and bandits literature. We prove Bayesian regret bounds and provide strong evidence of performance and scalability through simulation experiments. Our work suggests future research into linear optimization algorithms specific to network interference. Extensions of our method to partially observed networks could greatly impact their practicality. Empirical validations beyond simulation experiments can test impact on real-world outcomes.

## References

- Abbasi-yadkori, Y., Pál, D., and Szepesvári, C. (2011). Improved algorithms for linear stochastic bandits. In Shawe-Taylor, J., Zemel, R., Bartlett, P., Pereira, F., and Weinberger, K., editors, *Advances in Neural Information Processing Systems*, volume 24. Curran Associates, Inc.
- Agarwal, A., Agarwal, A., Masoero, L., and Whitehouse, J. (2024). Multi-armed bandits with network interference.
- Agrawal, S. and Goyal, N. (2017). Near-optimal regret bounds for thompson sampling. *J. ACM*, 64(5).
- Aronow, P. M. and Samii, C. (2017). Estimating average causal effects under general interference, with application to a social network experiment. *The Annals of Applied Statistics*, 11(4):1912–1947.
- Belloni, A., Fang, F., and Volfovsky, A. (2025). Neighborhood adaptive estimators for causal inference under network interference.
- Benjamin-Chung, J., Arnold, B. F., Berger, D., Luby, S. P., Miguel, E., Colford Jr, J. M., and Hubbard, A. E. (2017). Spillover effects in epidemiology: parameters, study designs and methodological considerations. *International Journal of Epidemiology*, 47(1):332–347.
- Bramoullé, Y., Djebbari, H., and Fortin, B. (2009). Identification of peer effects through social networks. *Journal of Econometrics*, 150(1):41–55.
- Bramoullé, Y., Djebbari, H., and Fortin, B. (2020). Peer effects in networks: A survey. *Annual Review of Economics*, 12(Volume 12, 2020):603–629.
- Chatterjee, S. and Diaconis, P. (2013). Estimating and understanding exponential random graph models. *The Annals of Statistics*, 41(5):2428 – 2461.
- Chen, W., Wang, Y., and Yuan, Y. (2013). Combinatorial multi-armed bandit: General framework and applications. In Dasgupta, S. and McAllester, D., editors, *Proceedings of the 30th International Conference on Machine Learning*, volume 28 of *Proceedings of Machine Learning Research*, pages 151–159, Atlanta, Georgia, USA. PMLR.
- Eckles, D., Karrer, B., and Ugander, J. (2017). Design and analysis of experiments in networks: Reducing bias from interference. *Journal of Causal Inference*, 5(1):20150021.
- Gelman, A., Carlin, J. B., Stern, H. S., Dunson, D. B., Vehtari, A., and Rubin, D. B. (2013). *Bayesian Data Analysis*. Chapman & Hall/CRC Texts in Statistical Science Series. CRC, Boca Raton, Florida, third edition.
- Gurobi Optimization, LLC (2024). Gurobi Optimizer Reference Manual.
- Hoff, P., Fosdick, B., Volfovsky, A., and Stovel, K. (2013). Likelihoods for fixed rank nomination networks. *Network Science*, 1(3):253–277.
- Hoff, P. D., Raftery, A. E., and and, M. S. H. (2002). Latent space approaches to social network analysis. *Journal of the American Statistical Association*, 97(460):1090–1098.
- Hudgens, M. G. and Halloran, M. E. (2008). Toward causal inference with interference. *Journal of the American Statistical Association*, 103(482):832–842.
- Jamshidi, F., Shahverdikondori, M., and Kiyavash, N. (2025). Graph-dependent regret bounds in multi-armed bandits with interference.
- Jia, S., Frazier, P., and Kallus, N. (2024). Multi-armed bandits with interference.
- Laber, E. B., Meyer, N. J., Reich, B. J., Pacifici, K., Collazo, J. A., and Drake, J. M. (2018). Optimal treatment allocations in space and time for on-line control of an emerging infectious disease. *Journal of the Royal Statistical Society Series C: Applied Statistics*, 67(4):743–789.
- Manski, C. F. (1993). Identification of endogenous social effects: The reflection problem. *The Review of Economic Studies*, 60(3):531–542.

- Munro, E., Kuang, X., and Wager, S. (2025). Treatment effects in market equilibrium.
- Murphy, S. A. (2003). Optimal dynamic treatment regimes. *Journal of the Royal Statistical Society Series B: Statistical Methodology*, 65(2):331–355.
- Ogburn, E. L., Sofrygin, O., Díaz, I., and van der Laan and, M. J. (2024). Causal inference for social network data. *Journal of the American Statistical Association*, 119(545):597–611.
- Rothschild, M. (1974). A two-armed bandit theory of market pricing. *Journal of Economic Theory*, 9(2):185–202.
- Russo, D. and Van Roy, B. (2014). Learning to optimize via posterior sampling. *Mathematics of Operations Research*, 39(4):1221–1243.
- Su, L., Lu, W., and Song, R. (2019). Modelling and estimation for optimal treatment decision with interference. *Stat*, 8(1):e219. e219 sta4.219.
- Sussman, D. L. and Airoidi, E. M. (2017). Elements of estimation theory for causal effects in the presence of network interference.
- Sutton, R. S. and Barto, A. G. (2018). *Reinforcement Learning: An Introduction*. The MIT Press, second edition.
- Tchetgen, E. J. T. and VanderWeele, T. J. (2012). On causal inference in the presence of interference. *Statistical Methods in Medical Research*, 21(1):55–75. PMID: 21068053.
- Toulis, P. and Kao, E. (2013). Estimation of causal peer influence effects. In Dasgupta, S. and McAllester, D., editors, *Proceedings of the 30th International Conference on Machine Learning*, volume 28 of *Proceedings of Machine Learning Research*, pages 1489–1497, Atlanta, Georgia, USA. PMLR.
- Viviano, D. (2024). Policy targeting under network interference. *The Review of Economic Studies*, 92(2):1257–1292.
- Wager, S. and Xu, K. (2021). Experimenting in equilibrium. *Management Science*, 67(11):6694–6715.
- Xu, Y., Lu, W., and Song, R. (2024). Linear contextual bandits with interference.

## A Proof of Theorem 1

### A.1 NetworkUCL Algorithm

We adapt the linUCB algorithm from Abbasi-yadkori et al. (2011) to our setting. We prove novel regret bounds by an argument similar to Abbasi-yadkori et al. (2011), adapting where necessary. We call this UCL-style algorithm networkUCL. It works by constructing confidence sets  $C_t$  for  $\theta$  using data observed up to time  $t$ . It then maximizes the rewards jointly over the decision set  $\{0, 1\}^n$  and the confidence set. We provide basic pseudocode in Algorithm 2.

---

**Algorithm 2** networkUCL algorithm.

---

```

1: for  $t = 1$  to  $T$  do
2:    $(\mathbf{Z}_t, \hat{\theta}) = \operatorname{argmax}_{\mathbf{Z}_t \in \{0,1\}^n, \theta \in C_{t-1}} \mathbf{X}^\top \theta$ 
3:   Play  $\mathbf{Z}_t$ , observe  $\mathbf{r}_t$ 
4:   Update  $C_t$ 
5: end for

```

---

### A.2 Regret Bound for networkUCL

We require a bound on  $\|\mathbf{X}^\top \eta\|_{\bar{\mathbf{V}}_t^{-1}}$ , where  $\mathbf{X}$  is the  $n \times t$  design matrix,  $\bar{\mathbf{V}}_t = \lambda I + \sum_{s=1}^t \mathbf{X}_s^\top \mathbf{X}_s$ , and  $\eta$  is a vector of independent sub-gaussian random variables. We follow a similar approach to Lemma 8, Lemma 9, and Theorem 1 of Abbasi-yadkori et al. (2011). However, these proofs work with the martingale

$$M_t^\lambda = \exp \left( \sum_{s=1}^t \left[ \frac{\eta_s \langle \lambda, X_s \rangle}{R} - \frac{1}{2} \langle \lambda, X_s \rangle^2 \right] \right).$$

Our setting requires working with a different martingale:

$$M_t^\lambda = \exp \left( \sum_{s=1}^t \left[ \sum_{i=1}^n \frac{\eta_s \langle \lambda, [X_s]_i \rangle}{R} - \frac{1}{2} \langle \lambda, [X_s]_i \rangle^2 \right] \right).$$

Throughout, we take  $\{\mathcal{F}_t\}_{t=0}^\infty$  to be a filtration of  $\sigma$ -algebras such that  $X_t$  is  $\mathcal{F}_{t-1}$  measurable and  $\eta_t$  is  $\mathcal{F}_t$  measurable. We begin by adapting Lemma 8 of Abbasi-yadkori et al. (2011) to our model.

**Lemma 1.** *Let  $\lambda \in \mathbb{R}^d$  be arbitrary and for any  $t \geq 0$  consider*

$$M_t^\lambda = \exp \left( \sum_{s=1}^t \left[ \sum_{i=1}^n \frac{\eta_{s,i} \langle \lambda, [X_s]_i \rangle}{R} - \frac{1}{2} \langle \lambda, [X_s]_i \rangle^2 \right] \right).$$

*Let  $\tau$  be a stopping time with respect to the filtration  $\{\mathcal{F}\}_{t=0}^\infty$ . Then  $M_\tau^\lambda$  is almost surely well-defined and  $\mathbb{E}[M_\tau^\lambda] \leq 1$ .*

*Proof.* Let

$$D_t^\lambda = \exp \left( \sum_{i=1}^n \frac{\eta_{t,i} \langle \lambda, [X_t]_i \rangle}{R} - \frac{1}{2} \langle \lambda, [X_t]_i \rangle^2 \right)$$

$$D_{t,i}^\lambda = \exp \left( \frac{\eta_{t,i} \langle \lambda, [X_t]_i \rangle}{R} - \frac{1}{2} \langle \lambda, [X_t]_i \rangle^2 \right)$$

By the R-sub Gaussianity of  $\eta_{t,i}$ , we have that  $\mathbb{E}[D_{t,i}^\lambda | \mathcal{F}_{t-1}] \leq 1$ . Combining this with the independence of the  $\eta$ 's, we get

$$\mathbb{E}[D_t^\lambda | \mathcal{F}_{t-1}] = \mathbb{E}[D_{t,1}^\lambda | \mathcal{F}_{t-1}] \cdots \mathbb{E}[D_{t,i}^\lambda | \mathcal{F}_{t-1}] \leq 1.$$

We thus have

$$\begin{aligned} \mathbb{E}[M_t^\lambda | \mathcal{F}_{t-1}] &= \mathbb{E}[D_1^\lambda \cdots D_t^\lambda | \mathcal{F}_{t-1}] \\ &= D_1^\lambda \cdots D_{t-1}^\lambda \mathbb{E}[D_t^\lambda | \mathcal{F}_{t-1}] \\ &= M_{t-1}^\lambda \mathbb{E}[D_t^\lambda | \mathcal{F}_{t-1}] \leq 1. \end{aligned}$$

The fact that  $M_\tau^\lambda$  is well-defined follows from the proof of Lemma 8 of Abbasi-yadkori et al. (2011).  $\square$

With this result in hand, Lemma 9 and Theorem 1 from Abbasi-yadkori et al. (2011) follow directly. We next need to extend Lemma 11 from Abbasi-yadkori et al. (2011) to our setting.

**Lemma 2.** *Given a sequence  $\{\mathbf{X}_t\}_{t=1}^\infty$  and a  $p \times p$  positive definite matrix  $V$ , define  $\bar{V}_t = V + \sum_{s=1}^t \mathbf{X}_s^\top \mathbf{X}_s$ . Assume that, for any  $t$  and  $i$ ,  $\|[\mathbf{X}_t]_i\|^2 \leq L$ . We have*

$$\sum_{t=1}^T \left\| \sum_{i=1}^n [\mathbf{X}_t]_i [\mathbf{X}_t]_i^\top \right\|_{\bar{V}_t^{-1}} \leq 2n \log \frac{\det \bar{V}_T}{\det V}$$

and

$$\sum_{t=1}^T \min(\|\mathbf{X}_t^\top \mathbf{1}_n\|_{\bar{V}_t^{-1}}^2, 1) \leq 2(p \log((\text{trace}(V) + ntL^2)/p) - \log \det V).$$

*Proof.* From Lemma 11 of Abbasi-yadkori et al. (2011), we have that for all  $i \in \{1, \dots, n\}$ ,

$$\sum_{t=1}^T \|[\mathbf{X}_t]_i\|_{\bar{V}_t^{-1}}^2 \leq 2 \log \frac{\det \bar{V}_T}{\det V}.$$

Thus, we have

$$\begin{aligned} \sum_{t=1}^T \left\| \sum_{i=1}^n [\mathbf{X}_t]_i [\mathbf{X}_t]_i^\top \right\|_{\bar{V}_t^{-1}}^2 &\leq \sum_{t=1}^T \sum_{i=1}^n \|[\mathbf{X}_t]_i [\mathbf{X}_t]_i^\top\|_{\bar{V}_t^{-1}}^2 \\ &= \sum_{i=1}^n \sum_{t=1}^T \|[\mathbf{X}_t]_i [\mathbf{X}_t]_i^\top\|_{\bar{V}_t^{-1}}^2 \\ &\leq 2n \log \frac{\det \bar{V}_T}{\det V} \end{aligned}$$

We now bound  $\log \det \bar{V}_T$ . Notice that

$$\text{trace}(\bar{V}_T) = \text{trace}(V) + \sum_{t=1}^T \sum_{i=1}^n \|[\mathbf{X}_t]_i\|_2^2 \leq \text{trace}(V) + ntL.$$

Using the fact that for any positive definite matrix  $M$  of dimension  $p \times p$ ,  $\det(M) \leq \left(\frac{\text{trace}(M)}{p}\right)^p$ , we arrive at the second inequality.  $\square$

**Theorem 2.** *Assume that for all  $t$  and  $\mathbf{X}_t \in \mathcal{D}_t$ , for all  $i$ ,  $\langle [\mathbf{X}]_i, \theta \rangle \in [-1, 1]$ . Then, with probability at least  $1 - \delta$ , the regret of the networkUCL algorithm satisfies*

$$\forall n \geq 0, R_n \leq 4\sqrt{nTd \log(\lambda + ntL/d)} \left( \lambda^{1/2} S + R\sqrt{2 \log(1/\delta) + d \log(1 + ntL/(\lambda d))} \right).$$

*Proof.*

$$\begin{aligned}
r_t &= [r_{t,1}, r_{t,2}, \dots, r_{t,n}]^\top \mathbf{1}_n \\
&= [\mathbf{X}_* \theta_* - \mathbf{X}_t \theta_*]^\top \mathbf{1}_n \\
&\leq [\mathbf{X}_t \tilde{\theta} - \mathbf{X}_t \theta_*]^\top \mathbf{1}_n && \text{(optimistic)} \\
&= [\mathbf{X}_t [\hat{\theta}_{t-1} - \theta_*]]^\top \mathbf{1}_n + [\mathbf{X}_t [\tilde{\theta} - \hat{\theta}_{t-1}]]^\top \mathbf{1}_n \\
&= \langle \hat{\theta}_{t-1} - \theta_*, \mathbf{X}_t^\top \mathbf{1}_n \rangle + \langle \tilde{\theta} - \hat{\theta}_{t-1}, \mathbf{X}_t^\top \mathbf{1}_n \rangle \\
&\leq \|\hat{\theta}_{t-1} - \theta_*\|_{\bar{\mathbf{V}}_t^{-1}} \|\mathbf{X}_t^\top \mathbf{1}_n\|_{\bar{\mathbf{V}}_t} + \|\tilde{\theta} - \hat{\theta}_{t-1}\|_{\bar{\mathbf{V}}_t^{-1}} \|\mathbf{X}_t^\top \mathbf{1}_n\|_{\bar{\mathbf{V}}_t} && \text{(Cauchy-Schwartz)} \\
&\leq 2\sqrt{\beta_{t-1}(\delta)} \|\mathbf{X}_t^\top \mathbf{1}_n\|_{\bar{\mathbf{V}}_{t-1}^{-1}} \\
&\leq 2 \min \left( \sqrt{\beta_{t-1}(\delta)} \|\mathbf{X}_t^\top \mathbf{1}_n\|_{\bar{\mathbf{V}}_{t-1}^{-1}}, 1 \right) \\
&\leq 2\sqrt{\beta_{t-1}(\delta)} \min(\|\mathbf{X}_t^\top \mathbf{1}_n\|_{\bar{\mathbf{V}}_{t-1}^{-1}}, 1)
\end{aligned}$$

We can now bound the cumulative regret:

$$\begin{aligned}
R_T &\leq \sqrt{n \sum_{t=1}^T r_t^2} \leq \sqrt{8\beta_n(\delta)n \sum_{t=1}^T \min(\|\mathbf{X}_t^\top \mathbf{1}_n\|_{\bar{\mathbf{V}}_{t-1}^{-1}}^2, 1)} \\
&\leq 4\sqrt{\beta_n(\delta)nT \log(\det(V_n))} && \text{(Lemma 2)} \\
&\leq 4\sqrt{nTp \log(\lambda + ntL/p)} \left( \lambda^{1/2} S + R\sqrt{2 \log(1/\delta) + p \log(1 + ntL/(\lambda p))} \right) && \text{(Lemma 2)}
\end{aligned}$$

□

## B Misspecification Simulations

We compare our algorithm to Agarwal et al. (2024) when the SANIA assumptions are not met. We use the following reward function:

$$\mu_j 1_{z_i=1} + \Gamma_1(d_i^1) 1_{z_i=1} + \Gamma_0(d_j^1) 1_{z_i=0}.$$

This function fails to satisfy 2; the direct effects and indirect effects are not additive. We believe this to be one of the most plausible failures of the SANIA assumptions in our applications of interest (e.g. information spread). We draw parameters as follows:  $\mu_j \sim \mathcal{N}(2, 1)$ ,  $\Gamma_0(d_i) \sim \mathcal{N}(d_i, 1)$ ,  $\Gamma_1 \sim \mathcal{N}(d_i/2, 1)$ . We use  $n = 8$ .

We present the results in Figure 4. We see that our method still outperforms Agarwal et al. (2024) despite the fact that our reward function is misspecified and theirs is not. Even under moderate misspecification, our algorithm still targets the correct quantities.

## C Additional Simulation Information

### C.1 Computing Resources

The code to produce Figure 2b was run using a single Apple M4 CPU and 16GB of RAM. All other figures were produced on a high-performance computing cluster using 50 CPUs in parallel, each assigned 1GB of RAM. The CPUs used were Intel(R) Xeon(R) Gold 6336Y.

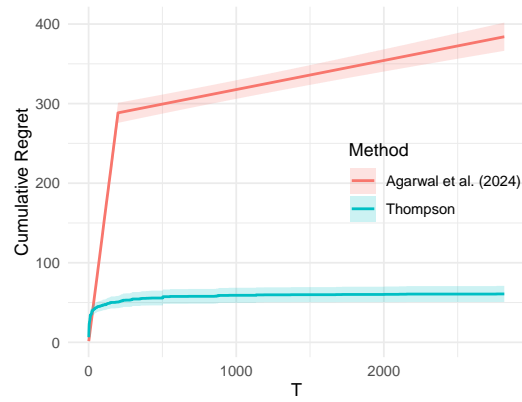


Figure 4: Comparison to Agarwal et al. (2024) under failure of the SANIA assumptions.