

Watch and Listen: Understanding Audio-Visual-Speech Moments with Multimodal LLM

Zinuo Li¹, Xian Zhang¹, Yongxin Guo², Mohammed Bennamoun¹, Farid Boussaid¹,
Girish Dwivedi¹, Luqi Gong^{3*}, Qiuhong Ke^{4*}

¹University of Western Australia ²Alibaba Group ³Zhejiang Laboratory ⁴Monash University



Figure 1: TriSense supports segment captioning and moment retrieval for videos from audio, visual, and speech modalities, as well as any combination of them, covering a total of eight different tasks.

Abstract

Humans naturally understand moments in a video by integrating visual and auditory cues. For example, localizing a scene in the video like “A scientist passionately speaks on wildlife conservation as dramatic orchestral music plays, with the audience nodding and applauding” requires simultaneous processing of visual, audio, and speech signals. However, existing models often struggle to effectively fuse and interpret audio information, limiting their capacity for comprehensive video temporal understanding. To address this, we present **TriSense**, a triple-modality large language model designed for holistic video temporal understanding through the integration of visual, audio, and speech modalities. Central to TriSense is a **Query-Based Connector** that adaptively reweights modality contributions based on the input query, enabling robust performance under modality dropout and allowing flexible combinations of available inputs. To support TriSense’s multimodal capabilities, we introduce **TriSense-2M**, a high-quality dataset of over 2 million curated samples generated via an automated pipeline powered by fine-tuned LLMs. TriSense-2M includes long-form videos and diverse modality combinations, facilitating broad generalization. Extensive experiments across multiple benchmarks demonstrate the effectiveness of TriSense and its potential to advance multimodal video analysis. Code and dataset will be publicly released.

*corresponding authors

1 Introduction

Human understanding of real-world events is inherently multimodal: we rely not only on vision but also on spoken language and audio cues to make sense of what is happening in a video. This integration allows us to interpret intention, emotion, and the significance of events—going beyond what is seen to include what is heard and said. However, existing Multimodal Large Language Models (MLLMs) often fall short of achieving this level of nuanced video temporal understanding. While advances in vision-language modeling and temporal localization have improved language–visual alignment [11, 23, 15, 12, 38, 19, 28], most models still rely solely on visual inputs. As a result, they perform poorly on tasks requiring the integration of audio and speech—particularly when one or more modalities are missing, noisy, or contextually irrelevant. This stands in contrast to human perceptual robustness and significantly limits model generalization in real-world scenarios, such as accurately localizing events or generating rich multimodal descriptions.

Challenges and Current Limitations. As highlighted above, the current state of multimodal temporal understanding remains limited. Building on these observations, two core challenges continue to hinder progress in multimodal temporal understanding: **1) Insufficient and Incomplete Training Data:** Current datasets are often composed of short clips and lack large-scale, fully annotated examples across all three modalities—vision, audio, and speech—which are essential for effective multimodal pretraining [14, 8, 13, 12]. This scarcity hampers the development of robust MLLMs. Moreover, real-world videos often contain incomplete or inconsistent modality coverage, due to factors like variable recording setups, intentional omissions (e.g., silent footage or background music), or the natural absence of certain signals in specific scenes. When models are trained predominantly on videos with all modalities present, they often fail at inference time when confronted with missing or degraded inputs—a common scenario in the wild. **2) Lack of Modality Adaptation:** Current MLLMs are generally not equipped to assess the relative importance of each modality based on task or query context. Recent models such as LongVALE [10] and Qwen2.5-Omni [34] attempt to integrate multiple modalities but fall short in adaptivity. For instance, LongVALE compresses all modality tokens into a single representation, resulting in information loss and poor handling of missing modalities. It also lacks an adaptive dropout strategy, leading to unstable performance when modality availability varies. Qwen2.5-Omni introduces temporal positional embeddings, but still fails to capture fine-grained temporal dependencies, limiting its effectiveness on complex moment-level tasks, as demonstrated in our experiments.

Key Contributions. We argue that understanding complex moments in video requires not only broader modality coverage but also an adaptive mechanism to selectively emphasize the most relevant modalities depending on the task and query. Our approach addresses these challenges through the following key contributions:

- 1)** We introduce *TriSense-2M*, a large-scale multimodal dataset containing 2 million annotations. Each video instance in the dataset includes event-based annotations across vision, audio, and speech modalities, with **flexible combinations** and natural absences of modalities. The dataset supports a wide variety of scenes and includes long-form videos averaging 905 seconds—significantly longer than those in existing datasets—enabling deeper and more realistic temporal understanding. Importantly, queries are expressed in high-quality natural language, aligned with temporal annotations, and span diverse modality configurations to facilitate robust multimodal learning.
- 2)** We propose *TriSense*, a triple-modality MLLM designed for both video segment captioning and moment retrieval under diverse modality configurations. As depicted in Figure 1, TriSense is designed to handle multimodal video data with varying availability of vision, audio, and speech over temporal dimension. Crucially, it includes a **Query-Based Connector** that dynamically adjusts modality weights based on the query’s content and context. This allows the model to emphasize the most informative modalities (e.g., prioritizing vision if most relevant) while down-weighting irrelevant or missing ones—enabling strong performance even under incomplete modality conditions.
- 3)** We conduct extensive experiments on two core tasks—video segment captioning and moment retrieval—across eight modality configurations, including zero-shot evaluation on public benchmarks. TriSense achieves strong performance on **both** the new TriSense-2M dataset and existing benchmarks, laying a solid foundation for future research in multimodal temporal video understanding.

2 Related Work

2.1 Video Temporal Understanding MLLMs

Video temporal understanding focuses on modeling how events unfold over time within a video, enabling tasks such as moment retrieval, segment captioning, and dense video captioning. Vision-language models (VLMs) have demonstrated strong capabilities in solving real-world problems, including in zero-shot scenarios without task-specific fine-tuning. However, many of these models still face challenges when it comes to understanding temporal dynamics [36, 5]. To address this, several models have been fine-tuned on video grounding datasets that emphasize temporal structure—such as TimeChat [27], VTimeLLM [15]—to enhance their temporal reasoning abilities. More recently, Momentor [23] introduced a time encoder to correct errors caused by time token quantization, while VTG-LLM [12] employed specialized time tokens and temporal position embeddings to help video LLMs better capture the timing of events. In a different approach, TRACE [11] applied principles from causal language modeling to propose causal event modeling for videos. It also introduced a lightweight time tower for encoding temporal information, achieving solid performance in temporal understanding.

Extending beyond vision-language modeling, Multimodal Large Language Models (MLLMs) integrate visual, audio, and speech modalities to enable richer video analysis. To improve performance, recent efforts have focused on incorporating these additional modalities. For example, LongVALE [10] compresses all modality tokens into a single token, but this leads to loss of fine-grained details such as audio context or speech intonation. Qwen2.5-Omni [34], on the other hand, introduces the Thinker-Talker architecture—a fully end-to-end multimodal system that handles text, images, audio, and video inputs. To better align audio and video along the temporal dimension, the authors propose TMRoPE, a timing-aware positional encoding technique. However, our experiments show that this model still struggles with grounding in long-form videos.

Despite these advancements, many existing models are either limited to visual modalities or lack support for flexible combinations of different modalities. This restricts their effectiveness in temporal understanding tasks, particularly in scenarios where some modalities may be absent or noisy. These challenges motivate our pursuit of MLLMs that can robustly handle various modality combinations while maintaining strong temporal reasoning and general understanding performance.

2.2 Benchmarks for Temporal Understanding

The development of benchmark datasets has played a crucial role in advancing video temporal understanding. Early contributions such as DiDeMo [14] introduced natural language queries for moment localization in videos. Subsequent datasets like Charades-STA [8] and ActivityNet Captions [18] expanded on this by covering a wider variety of actions and longer video durations, significantly pushing the field forward. More recently, InternVid2 [32] has emerged as a large-scale foundational dataset, offering 61 million audio-visual-speech annotations. However, many of these annotations are disjointed, lacking coherence across modalities, and the dataset contains a substantial number of low-quality captions due to its scale.

To address these limitations, VAST-27M [3] and VALOR [2] were introduced. Both datasets offer high-quality, omni-modal (audio-visual-speech) annotations with better interrelated features than InternVid2, supporting comprehensive multimodal understanding for MLLMs. Nonetheless, they rely on simple concatenation of captions across modalities and do not incorporate cross-modal reasoning. Moreover, these benchmarks provide only coarse-grained captions for short clips, making them inadequate for fine-grained understanding of long-form video. Although both datasets improve on InternVid2, they repeat similar limitations: their annotations are not contextually integrated across modalities, and their temporal granularity is too coarse for modeling nuanced event transitions in extended videos. In response to these shortcomings, LongVALE [10] was proposed, featuring 108K high-quality annotations with omni-modal coverage. While it offers notable improvements, VAST-27M, VALOR, and LongVALE all overlook a critical issue: the dynamic presence of modalities. In real-world videos, audio, visual, and speech inputs are not always available simultaneously, raising important questions about model robustness in the face of missing modalities.

In conclusion, existing benchmarks often focus exclusively on visual information or fail to adequately support flexible multimodal integration. These limitations highlight the need for improved datasets and serve as a key motivation for our work.

3 Data Construction

As discussed in Sections 1 and 2, while some existing datasets include all three modalities—visual, audio, and speech—they generally assume that these modalities are always present simultaneously [3, 2, 10], overlooking the importance of supporting arbitrary combinations. This assumption limits the development of models that can handle missing or partial inputs effectively. To address this, we introduce a new large-scale, high-quality dataset designed to support both fully multimodal and partially multimodal scenarios.

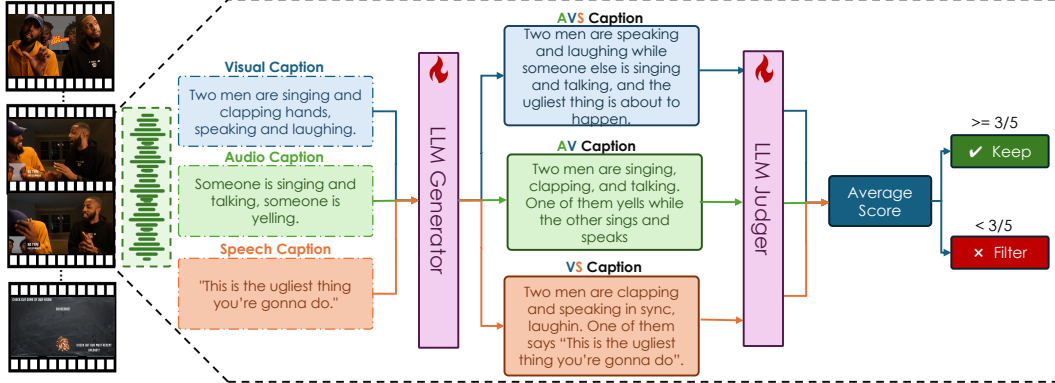


Figure 2: We employ an automated framework to build our dataset by leveraging modality-specific captions from vision, audio, and speech streams. Two large language models (LLMs) are trained for this process: a **Generator**, which fuses the three input captions into multi-modal outputs (AVS, AV, VS), and a **Judge**, which evaluates the semantic quality of the generated captions. The **Judge** assigns an average quality score between 0 and 5 based on alignment with the original inputs. Samples scoring ≥ 3 are retained, while those scoring < 3 are discarded.

Our dataset includes longer video durations, making it suitable for realistic and fine-grained temporal grounding tasks. It enables models to “watch and listen” in a human-like manner, flexibly attending to available visual, auditory, and speech cues to identify relevant moments. In addition, we include caption data to promote deeper video understanding and narrative generation. To support scalable and consistent annotation, we developed a fully automated data construction pipeline, as shown in Figure 2.

We begin by selecting subsets from InternVid [32] and VAST [3] as our raw sources for both video content and initial captions. Each video clip is annotated with three distinct captions: a visual caption that describes observable scenes and actions, an audio caption that details acoustic elements, and a speech caption that transcribes spoken content. These modality-specific captions are generated using specialized annotation pipelines adapted from previous works [32, 3].

To enable reasoning across modalities, our goal is to synthesize omni-modal captions that flexibly combine distinct unimodal annotations. These are crucial for training models capable of comprehensive temporal understanding. To generate these captions, we use two custom-trained large language models based on Qwen2.5-72B [35]: a **Generator** and a **Judge**. The Generator merges modality-specific captions into unified representations for three combinations: AVS (Audio-Visual-Speech), AV (Audio-Visual), and VS (Visual-Speech). These captions are designed to capture cross-modal interactions, such as clapping that aligns with vocal rhythm or speech that corresponds with visual context. The Judge evaluates the quality of each synthesized caption by measuring its semantic alignment with the original unimodal annotations. It assigns a quality score ranging from 0 to 5 and filters out samples with inconsistencies, such as speech that does not relate to visual actions or mismatched audio-visual descriptions. To train these models, we first build a high-quality reference corpus using GPT-o1 [16], which is then

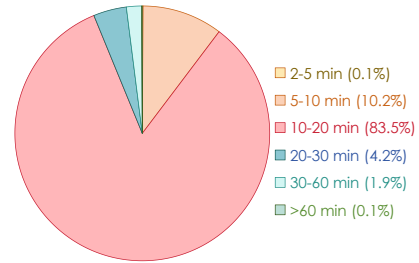


Figure 3: Video duration distribution. Most videos are 10–20 minutes long (83.5%), supporting long-form temporal understanding.

manually refined and filtered. From this curated set, we select 10,000 samples to train the Generator and 3,000 samples to train the Judger. Further training details are provided in the Appendix.

Table 1: **Comparison of temporal understanding datasets.** TriSense-2M uniquely supports all three modalities with long video lengths and explicit handling of modality dropout.

Datasets	Annotations	Avg. len	Visual	Audio	Speech	Modality Dropout
VALOR [2]	1.32M	10s	✓	✓	✗	✗
VAST [3]	27M	30s	✓	✓	✗	✗
UnAV-100 [9]	30K	42.1s	✓	✓	✗	✗
Charades-STA [8]	16K	30s	✓	✗	✗	✗
ActivityNet-Captions [13]	20K	180s	✓	✗	✗	✗
LongVALE [10]	108K	235s	✓	✓	✓	✗
TriSense-2M	2M	905s	✓	✓	✓	✓

The data construction pipeline processes an initial pool of 5 million multimodal video samples containing visual, audio, and speech captions. Through multiple rounds of generation, evaluation, and filtering, the Judger retains only high-quality outputs, resulting in a final dataset of 2 million samples drawn from approximately 38,000 long videos. The distribution of video durations is shown in Figure 3. The average video length is 905 seconds, nearly four times longer than that of the closest existing dataset, which averages 235 seconds [10]. This curated dataset enables robust temporal reasoning across diverse modality combinations and forms the foundation for training and evaluating our TriSense model. Overall comparisons with existing datasets are provided in Table 1, and more detailed examples are included in the **Appendix**.

4 TriSense Architecture

The overall architecture of the TriSense model is illustrated in Figure 4. The model is designed to process visual, audio, and speech information extracted from a video in order to answer a text-based query. Each modality is first processed by one of three specialized expert encoders [24, 26, 4]. The resulting feature representations are then passed through modality-specific projectors and integrated with the query using Cross-Attention mechanisms, allowing the model to capture fine-grained interactions between each modality and the query. A Query-Based Connector subsequently fuses the modality representations and adaptively adjusts their contributions based on the content of the query. This fused multimodal representation is enriched with temporal information and then input into a Large Language Model (LLM) backbone, which produces the final output. To effectively model temporal dependencies, the architecture includes a dedicated Time Encoder [11] and employs task-specific heads to ensure outputs are temporally aligned and task-relevant.

4.1 Multimodal Information Extraction

During training, given a video $V = \{F_1, F_2, \dots, F_T\}$, where T denotes the total number of frames, we first uniformly select $n = 64$ frames for further processing and controlling memory usage. For each selected frame, we record its timestamp and extract an audio segment of ± 1 second around the frame, resulting in a sequence of audio segments $A = \{A_1, A_2, \dots, A_n\}$, each lasting 2 seconds. For instance, if a frame is sampled at 123.4 seconds, the corresponding audio segment spans from 122.4 to 124.4 seconds. We then use pretrained expert encoders to extract modality-specific tokens: f_i^v , f_i^a , f_i^s for vision, audio, and speech, respectively.

To enhance temporal awareness of the model, we encode the selected timestamp using a Time Encoder [11]. Each timestamp is first tokenized into a fixed-length character sequence comprising four integer digits, a decimal point, and one fractional digit, resulting in 6 tokens per frame. For example, the timestamp [123.4] is tokenized to $\langle 0 \rangle \langle 1 \rangle \langle 2 \rangle \langle 3 \rangle \langle . \rangle \langle 4 \rangle$. These tokens are then embedded to form time features $f(t)$. Given the high token count from the three modalities, we apply Slot-Based Compression [12] as Modality Projector to reduce the dimensionality of the input. This technique compresses the vision tokens f_i^v , audio tokens f_i^a , and speech tokens f_i^s , into fixed-length vectors of 16 tokens each, denoted as $f_i'^v$, $f_i'^a$ and $f_i'^s$.

4.2 Query-Based Connector

To more effectively integrate multimodal inputs with the query and enhance sensitivity to salient features, we introduce a Query-Based Connector that adaptively balances the contributions of each

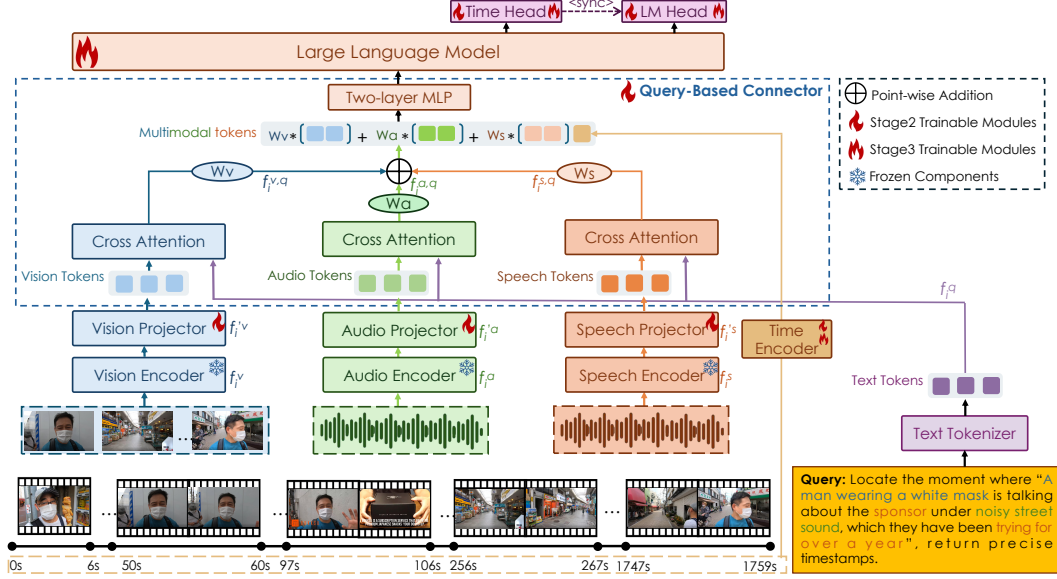


Figure 4: **Architecture of the TriSense model.** The model processes vision, audio, and speech via dedicated encoders and fuses them using a Query-Based Connector that assigns weights based on the query. The fused output, combined with temporal embeddings, is passed to an LLM for generating timestamped or textual responses.

modality based on the query’s content, as illustrated in Figure 4. Detailed pseudocode is provided in the **Appendix**. The compressed modality features $f_i^{v,q}$, $f_i^{a,q}$ and $f_i^{s,q}$ obtained from Section 4.1, are passed through Cross-Attention layers, where they interact with the encoded query representation $f^{(q)}$. The objective is for each attention layer to emphasize features that are most relevant to the query. The outputs of these layers are denoted as query-relevant features $f_i^{v,q}$, $f_i^{a,q}$ and $f_i^{s,q}$, which reflect the alignment between each modality and the query.

To dynamically determine the importance of each modality in relation to the query, we introduce an adaptive weighting mechanism. First, we apply global average pooling over the sequence dimension of each modality to derive compact global representations c_v , c_a , and c_s . These vectors are concatenated and fed into a single-layer MLP $\mathcal{F}(\cdot)$ to generate unnormalized weights w_v , w_a , and w_s . The weights are then normalized using a softmax function to yield a valid probability distribution over the modalities, satisfying the constraint $w_v + w_a + w_s = 1$. The computation is formalized below:

$$\mathbf{c}_m = \frac{1}{T_m} \sum_{t=1}^{T_m} \mathbf{x}_{m,t}, \quad m \in \{v, a, s\} \quad (1)$$

$$\tilde{w}_m = \mathcal{F}([c_v \parallel c_a \parallel c_s]) \in \mathbb{R}^3, \quad m \in \{v, a, s\} \quad (2)$$

$$w_m = \frac{\exp(\tilde{w}_m)}{\sum_{m' \in \{v, a, s\}} \exp(\tilde{w}_{m'})}, \quad m \in \{v, a, s\} \quad (3)$$

Here, \mathbf{c}_m is the compressed modality vector after global average pooling, T_m indicates the sequence length of distinct modality m , \parallel denotes vector concatenation, and \tilde{w}_m and w_m represent unnormalized and normalized weights, respectively.

After computing the weights, a **weighted sum** is applied to fuse the modality-specific query-aligned tokens into a single multimodal representation. This representation is then refined using a two-layer MLP $\hat{\mathcal{F}}(\cdot)$ to match the input dimensionality of the LLM and enhance expressive power:

$$\mathcal{X}_m = \hat{\mathcal{F}}(w_v \cdot f_i^{v,q} + w_a \cdot f_i^{a,q} + w_s \cdot f_i^{s,q}) \quad (4)$$

This adaptive fusion allows the model to emphasize the most informative modalities while reducing the influence of less relevant ones, based on the specific query. The resulting representation \mathcal{X}_m is combined with the corresponding time embeddings $f(t)$ (as introduced in Section 4.1) and passed into the LLM backbone, which uses its contextual reasoning capabilities to generate the final output.

Table 2: **Segment Captioning results.** Performance is reported on four modality settings using BLEU-4 (B), METEOR (M), ROUGE-L (R), and CIDEr (C). Best and second-best results are in **bold** and underlined, respectively.

Model	AVS-SC				VS-SC				AV-SC				V-SC			
	B	M	R	C	B	M	R	C	B	M	R	C	B	M	R	C
VTimeLLM (7B)	0.8	8.2	16.1	2.4	1.2	8.8	16.9	3.1	1.3	10.3	17.9	2.6	1.4	10.4	18.2	4.0
TimeChat (7B)	0.6	4.0	8.7	0.6	0.9	4.9	9.8	1.4	1.1	5.5	10.5	1.5	0.8	6.7	12.5	5.7
VTG-LLM (7B)	0.3	4.8	9.6	0.6	0.3	4.9	10.0	0.9	0.4	5.2	10.2	0.9	0.3	5.0	9.8	1.4
TRACE (7B)	1.0	7.6	13.5	1.1	1.4	7.8	14.3	2.3	1.6	9.0	16.3	2.6	1.3	9.4	16.8	<u>9.5</u>
TRACE-uni (7B)	1.1	8.2	14.7	1.4	1.5	8.3	15.1	2.2	1.6	9.5	16.3	2.3	1.3	9.9	17.6	8.8
LongVALE (7B)	<u>1.2</u>	8.6	<u>16.7</u>	<u>4.9</u>	<u>2.3</u>	10.0	<u>20.1</u>	<u>5.5</u>	<u>2.5</u>	<u>11.4</u>	<u>21.3</u>	<u>5.9</u>	<u>1.5</u>	<u>11.5</u>	<u>18.8</u>	0.9
Qwen2.5-Omni (7B)	0.8	<u>8.8</u>	13.1	1.7	0.8	8.6	13.1	0.8	1.2	9.8	15.1	1.3	1.1	10.1	14.6	1.1
TriSense (7B)	3.4	10.1	20.1	8.3	3.0	10.0	22.2	11.8	5.3	12.2	26.3	15.4	7.3	12.6	30.7	36.3

4.3 Causal Event Prediction

To enhance the model’s temporal reasoning capabilities and better align predictions with the underlying structure of video narratives, we employ causal event prediction, a method shown to be effective in prior work [11]. This approach enables the model to reason about cause-and-effect relationships across time, predicting upcoming events based on prior context. Specifically, given a video V , we segment it into a sequence of events $\{e_1, e_2, \dots, e_K\}$, where each event $e_k = (t_k, c_k)$ consists of a timestamp t_k and an associated caption c_k describing the video segment:

$$V = \{e_1, e_2, \dots, e_K\} = \{(t_k, c_k) | 1 \leq k \leq K\}. \quad (5)$$

Our goal is to predict the next event e_k conditioned on the sequence of prior events $e_{1:k-1}$, the user-provided query Q , and the multimodal features \mathcal{X}_m produced by the Query-Based Connector:

$$\mathcal{P}(e_k | e_{1:k-1}, f^{(q)}, \mathcal{X}_m) = \mathcal{P}(t_k, c_k | e_{1:k-1}, f^{(q)}, \mathcal{X}_m) \quad (6)$$

To support both temporal and textual outputs, we introduce adaptive head switching via a special $\langle \text{sync} \rangle$ token during LLM generation. This token is appended to the vocabulary and serves as a control signal that guides the model to switch between time head and language model (LM) head, as illustrated in Figure 4. When the $\langle \text{sync} \rangle$ token is encountered, the LLM transitions between decoding modalities to generate either timestamp-aligned predictions or free-form textual outputs, depending on the task.

5 Experiments

In this section, we present the core experiments conducted to evaluate the performance of our proposed model. Due to space constraints, implementation details, training procedures, and additional experimental results are provided in the **Appendix**.

5.1 Evaluation Datasets, Metrics and Baseline Models

To rigorously assess the effectiveness of TriSense, we conduct evaluations on two key temporal understanding tasks:

- **Segment Captioning (SC).** This task involves generating descriptive captions that accurately summarize the events occurring throughout a video. We evaluate our model on the newly introduced TriSense-2M dataset, and provide additional datasets in the Appendix. The performances are reported in BLEU-4 [22], CIDEr [30], ROUGE_L [20] and METEOR [1] to gauge the quality and accuracy of the generated captions.
- **Moment Retrieval (MR).** In this task, the model is required to retrieve specific segments within a video that correspond to a given textual query. We evaluate performance on TriSense-2M, as well as two widely used public benchmarks: Charades-ST [8] and ActivityNet-Captions [13]. Retrieval effectiveness is reported using Recall@IoU=0.5, Recall@IoU=0.7, and mean IoU (mIoU), providing a comprehensive view of the model’s localization accuracy at varying overlap thresholds.

The modality combinations are set to Audio-Visual-Speech (AVS), Visual-Speech (VS), Audio-Visual (AV) and Visual-Only (V). To establish a solid comparative baseline, we select representative models specifically designed for Video Temporal Grounding (VTG) tasks. These include VTimeLLM [15],

Table 3: **Moment Retrieval results with 64 frames.** Performance is reported as Recall at IoU 0.5 and 0.7 across four modality settings. Best and second-best results are in **bold** and underlined, respectively.

Model	AVS-MR		VS-MR		AV-MR		V-MR	
	IoU=0.5	IoU=0.7	IoU=0.5	IoU=0.7	IoU=0.5	IoU=0.7	IoU=0.5	IoU=0.7
VTimeLLM (7B)	0.21	0.09	0.28	0.14	0.23	0.08	0.41	0.14
TimeChat (7B)	0.28	0.12	0.27	0.09	0.22	0.08	0.34	0.12
VTG-LLM (7B)	0.19	0.08	0.15	0.05	0.21	0.07	0.23	0.06
TRACE (7B)	0.39	0.12	0.31	0.15	0.24	0.13	0.42	0.21
TRACE-uni (7B)	0.30	0.17	0.35	0.17	0.24	<u>0.18</u>	0.48	0.22
LongVALE (7B)	0.08	0.01	0.07	0.01	0.07	0.01	0.05	0.01
Qwen2.5-Omni (7B)	<u>0.61</u>	<u>0.21</u>	<u>0.61</u>	<u>0.16</u>	<u>0.28</u>	0.07	0.18	0.06
TriSense (7B)	1.12	0.42	0.80	0.28	0.57	0.21	<u>0.43</u>	0.22

Table 4: **Zero-shot Moment Retrieval results on public benchmarks with 64 frames.** "*" indicates this model uses more frames than TriSense. The top and second-best results are highlighted in **bold** and underlined, respectively.

Model	Charades-STA			ActivityNet-Caption		
	IoU=0.5	IoU=0.7	mIoU	IoU=0.5	IoU=0.7	mIoU
VTimeLLM* (7B)	27.5	11.4	31.2	27.8	14.3	30.4
VTimeLLM* (13B)	34.3	14.7	34.6	29.5	14.2	31.4
TimeChat* (7B)	32.2	13.4	-	4.6	2.0	6.9
Momentor* (7B)	26.6	11.6	28.5	23.0	12.4	29.3
HawkEye (7B)	31.4	14.5	33.7	29.3	10.7	32.7
VTG-LLM* (7B)	33.8	15.7	-	8.3	3.7	12.0
TRACE* (7B)	40.3	19.4	38.7	37.7	24.0	39.0
TRACE-uni* (7B)	43.7	<u>21.0</u>	41.5	38.2	24.7	39.4
NumPro-FT* (7B)	42.0	20.6	<u>41.4</u>	37.5	20.6	38.8
TriSense (7B)	<u>42.3</u>	27.6	39.8	39.6	27.2	40.1

TimeChat [27], VTG-LLM [12], TRACE [11], along with two recent omni-modal models LongVALE [10] and Qwen2.5-Omni [34]. While Momentor [23], Hawkeye [31] and NumPro-FT [33] are not included in the TriSense-2M benchmark due to the unavailability of model checkpoints and their lack of support for captioning, they are considered in public benchmark evaluations as reported in their **official papers**. By comparing our model against these baselines across diverse tasks and evaluation metrics, we aim to provide a comprehensive assessment of TriSense’s capabilities and its advancements in video temporal understanding.

5.2 Results and Analysis

Superior Performance on Omni-Modal datasets. We evaluate our performance on the proposed TriSense-2M dataset. As illustrated in Table 2 and Table 3, TriSense consistently outperforms existing video LLMs across nearly all evaluated tasks. It also significantly surpasses latest omni-modal models like LongVALE [10] and Qwen2.5-Omni [34], particularly in the audio-visual-speech (AVS) setting where all three modalities are leveraged. Due to page limitations, additional zero-shot performance results on the LongVALE benchmark are provided in the **Appendix**.

We observe that the model shows slightly lower performance on visual-only moment retrieval compared to state-of-the-art vision models, which is likely due to its optimization for multimodal settings rather than visual-only scenario. Also, it is important to note that our model uses **only 64 input frames** during testing, compared to larger input sizes used in other models—such as **128 frames** in TRACE [11] and **100 frames** in VTimeLLM [15]. Since TriSense-2M consists mostly of long videos, using fewer frames makes it more difficult for the model to achieve high accuracy in long-video moment retrieval tasks. When the videos become shorter or more frames are used, we gain better performances, this is also supported by the results in Table 4 and Table 5.

Zero-shot performance on public Moment Retrieval benchmarks. We evaluate TriSense in a zero-shot setting on established visual-only datasets, including Charades-STA [8] and ActivityNet-

Captions [13], as shown in Table 4. The results show that although TriSense shows slight inferior performance in Table 3, it still achieves competitive performance in visual-only settings, showing especially **higher accuracy (IoU=0.7)** than others, even with **less frames** used.

Table 5: **Ablation studies on Moment Retrieval.** The top and second-best results are highlighted in **bold** and underlined, respectively.

Model	Frame Number	AVS-MR		VS-MR		AV-MR		V-MR	
		IoU=0.5	IoU=0.7	IoU=0.5	IoU=0.7	IoU=0.5	IoU=0.7	IoU=0.5	IoU=0.7
<i>Training Stages</i>									
Stage1 Only	64	0.07	0.01	0.06	0.01	0.06	0.00	0.02	0.00
Stage1+2	64	0.52	0.19	0.43	0.18	0.32	0.12	0.27	0.14
<i>Connector</i>									
Addition	64	0.71	0.22	0.69	0.21	0.41	0.11	0.22	0.19
Fixed Weights	64	0.89	0.38	0.77	0.24	0.52	0.19	<u>0.44</u>	<u>0.23</u>
<i>Frame Number</i>									
TriSense (7B)	32	0.74	0.27	0.68	0.18	0.39	0.13	0.24	0.11
TriSense (7B)	64	1.12	<u>0.42</u>	<u>0.80</u>	<u>0.28</u>	<u>0.57</u>	<u>0.21</u>	0.43	0.22
TriSense (7B)	128	1.12	0.43	0.87	0.31	0.64	0.32	0.49	0.26

Ablation Studies. We conduct ablation experiments to assess the contribution of different components, including the **training strategy**, the **Query-Based Connector**, and the **number of frames** processed by the model. Due to page limit, we include only the moment retrieval ablation results in the main text, while segment captioning ablations are presented in the **Appendix**. As shown in Table 5, we compare our adaptive weighting strategy against simpler alternatives. The **Addition** baseline directly sums the modality features without weighting. The **Fixed Weights** baseline assigns equal weights (e.g., 0.33 each in AVS), or fixed values depending on the modality pair (e.g., 0.5 for each active modality and 0 for inactive ones in VS/AV), and uses only the visual stream in visual-only tasks (weight of 1, others set to 0). These comparisons confirm the effectiveness of our query-adaptive weighting mechanism.

We can observe that in *Training Stages* section, Stage 1 focuses solely on modality alignment and no temporal information is included, therefore does not performing well on moment retrieval. However, after training in Stage 2, the model acquires around 50% of its moment retrieval capability. For the **Connector** ablation, we find that simply adding all modalities together does not allow the model to emphasize the more important modalities, resulting in a drop in performance. Similarly, in the **Fixed Weights** ablation for AVS/VS/AV tasks, assigning equal weights to modalities fails to effectively capture their varying importance, leading to inferior performance compared to using dynamic modality weights. However, fixing visual weight to 1 indeed leads to slightly better performance in visual-only (V) setting. We also observe that increasing the number of frames used by the model (from 64 to 128) leads to performance improvement in every scenario. This trend is also consistent with the findings in Segment Captioning presented in the **Appendix**.

6 Conclusion

In this work, we introduced TriSense, a novel multimodal large language model designed to advance comprehensive video understanding by integrating visual, audio, and speech modalities. At the core of our model is the Query-Based Connector, which enables dynamic, modality-adaptive fusion—allowing the system to operate effectively across arbitrary combinations of input modalities. This capability is essential for real-world scenarios, where certain modalities may be partially available or entirely absent. To support progress in this area, we constructed TriSense-2M, a large-scale dataset containing over 2 million carefully curated samples. These samples span diverse scenes, durations, and modality alignments, offering a rich foundation for training and evaluation. Through extensive experimentation, we demonstrated that TriSense consistently achieves state-of-the-art performance on key temporal video understanding tasks, including moment retrieval and long-form video segment captioning. Our modality-adaptive framework marks a substantial step toward more flexible and human-like video understanding systems. It not only delivers strong performance in controlled evaluations but also shows robust applicability in real-world conditions with varying input configurations. We believe that both TriSense and the TriSense-2M dataset will serve as valuable resources for future research in multimodal learning and temporal reasoning, enabling broader advances across a range of video understanding applications.

References

- [1] Satantjeev Banerjee and Alon Lavie. Closer look at summarization evaluations. In *Proceedings of the workshop on empirical modeling of semantic equivalence and entailment*, pages 1–8, 2005. 7
- [2] Sihan Chen, Xingjian He, Longteng Guo, Xinxin Zhu, Weining Wang, Jinhui Tang, and Jing Liu. Valor: Vision-audio-language omni-perception pretraining model and dataset. *arXiv preprint arXiv:2304.08345*, 2023. 3, 4, 5
- [3] Sihan Chen, Handong Li, Qunbo Wang, Zijia Zhao, Mingzhen Sun, Xinxin Zhu, and Jing Liu. Vast: A vision-audio-subtitle-text omni-modality foundation model and dataset. *Advances in Neural Information Processing Systems*, 36, 2024. 3, 4, 5
- [4] Sanyuan Chen, Yu Wu, Chengyi Wang, Shujie Liu, Daniel Tompkins, Zhuo Chen, and Furu Wei. Beats: Audio pre-training with acoustic tokenizers. 2022. 5, 13
- [5] Zesen Cheng, Sicong Leng, Hang Zhang, Yifei Xin, Xin Li, Guanzheng Chen, Yongxin Zhu, Wenqi Zhang, Ziyang Luo, Deli Zhao, et al. Videollama 2: Advancing spatial-temporal modeling and audio understanding in video-llms. *arXiv preprint arXiv:2406.07476*, 2024. 3
- [6] Konstantinos Drossos, Samuel Lipping, and Tuomas Virtanen. Clotho: An audio captioning dataset. In *ICASSP 2020-2020 IEEE International Conference on Acoustics, Speech and Signal Processing (ICASSP)*, pages 736–740. IEEE, 2020. 12, 13
- [7] Chaoyou Fu, Yuhang Dai, Yondong Luo, Lei Li, Shuhuai Ren, Renrui Zhang, Zihan Wang, Chenyu Zhou, Yunhang Shen, Mengdan Zhang, et al. Video-mme: The first-ever comprehensive evaluation benchmark of multi-modal llms in video analysis. *arXiv preprint arXiv:2405.21075*, 2024. 17
- [8] Jiyang Gao, Chen Sun, Zhenheng Yang, and Ram Nevatia. Tall: Temporal activity localization via language query. In *Proceedings of the IEEE international conference on computer vision*, pages 5267–5275, 2017. 2, 3, 5, 7, 8
- [9] Tiantian Geng, Teng Wang, Jinming Duan, Runmin Cong, and Feng Zheng. Dense-localizing audio-visual events in untrimmed videos: A large-scale benchmark and baseline. In *Proceedings of the IEEE/CVF Conference on Computer Vision and Pattern Recognition*, pages 22942–22951, 2023. 5
- [10] Tiantian Geng, Jinrui Zhang, Qingni Wang, Teng Wang, Jinming Duan, and Feng Zheng. Longvale: Vision-audio-language-event benchmark towards time-aware omni-modal perception of long videos. *arXiv preprint arXiv:2411.19772*, 2024. 2, 3, 4, 5, 8, 16
- [11] Yongxin Guo, Jingyu Liu, Mingda Li, Xiaoying Tang, Qingbin Liu, and Xi Chen. Trace: Temporal grounding video llm via causal event modeling, 2024. 2, 3, 5, 7, 8, 13, 17
- [12] Yuchen Guo, Linchao Liu, Xin Li, and Ping Luo. Vtg-llm: Efficient temporal grounding in long videos with compressed visual cues. In *arXiv preprint arXiv:2401.07684*, 2024. 2, 3, 5, 8
- [13] Fabian Caba Heilbron and Juan Carlos Nibbles. Activitynet captions: A dense-captioning dataset for evaluating understanding of complex video activities. In *Proceedings of the IEEE conference on computer vision and pattern recognition*, pages 5246–5255, 2015. 2, 5, 7, 9
- [14] Lisa Anne Hendricks, Oliver Wang, Eli Shechtman, Josef Sivic, Trevor Darrell, and Bryan Russell. Localizing moments in video with natural language. In *Proceedings of the IEEE international conference on computer vision*, pages 5803–5812, 2017. 2, 3
- [15] Junjie Huang, Ming Wu, Linchao Li, Yi Zhu, Yu Chen, Siwei Yan, Yi Liu, and Ping Luo. Vtimellm: Compression of time into a latent embedding for efficient video-language modeling. In *Proceedings of the IEEE/CVF Conference on Computer Vision and Pattern Recognition*, pages 16694–16704, 2023. 2, 3, 7, 8
- [16] Aaron Jaech, Adam Kalai, Adam Lerer, Adam Richardson, Ahmed El-Kishky, Aiden Low, Alec Hel-yar, Aleksander Madry, Alex Beutel, Alex Carney, et al. Openai o1 system card. *arXiv preprint arXiv:2412.16720*, 2024. 4, 14
- [17] Albert Q. Jiang, Alexandre Sablayrolles, Arthur Mensch, Chris Bamford, Devendra Singh Chaplot, Diego de las Casas, Florian Bressand, Gianna Lengyel, Guillaume Lample, Lucile Saulnier, L  lio Renard Lavaud, Marie-Anne Lachaux, Pierre Stock, Teven Le Scao, Thibaut Lavril, Thomas Wang, Timoth  e Lacroix, and William El Sayed. Mistral 7b, 2023. 13
- [18] Ranjay Krishna, Kenji Hata, Frederic Ren, Li Fei-Fei, and Juan Carlos Nibbles. Dense-captioning events in videos. In *Proceedings of the IEEE international conference on computer vision*, pages 706–715, 2017. 3
- [19] Jiabo Lei, Licheng Yu, Mohit Bansal, and Tamara L Berg. Tallyqa: Answering complex counting questions. In *Proceedings of the IEEE/CVF Conference on Computer Vision and Pattern Recognition*, pages 14168–14178, 2021. 2
- [20] Chin-Yew Lin and Franz Josef Och. Automatic evaluation of machine translation quality using longest common subsequence and skip-bigram statistics. In *Proceedings of the 42nd annual meeting of the association for computational linguistics (ACL-04)*, pages 605–612, 2004. 7
- [21] Haotian Liu, Chunyuan Li, Qingyang Wu, and Yong Jae Lee. Visual instruction tuning, 2023. 12, 13
- [22] Kishore Papineni, Salim Roukos, Todd Ward, and Wei-Jing Zhu. Bleu: a method for automatic evaluation of machine translation. In *Proceedings of the 40th annual meeting of the Association for Computational Linguistics*, pages 311–318, 2002. 7

- [23] Yiyuan Qian, Linchao Liu, Xin Li, and Ping Luo. Momentor: Advancing video understanding with temporal reasoning in large language models. In *arXiv preprint arXiv:2401.03923*, 2024. 2, 3, 8
- [24] Alec Radford, Jong Wook Kim, Chris Hallacy, Aditya Ramesh, Gabriel Goh, Sandhini Agarwal, Girish Sastry, Amanda Askell, Pamela Mishkin, Jack Clark, et al. Learning transferable visual models from natural language supervision. In *International conference on machine learning*, pages 8748–8763. PmLR, 2021. 5
- [25] Alec Radford, Jong Wook Kim, Chris Hallacy, Aditya Ramesh, Gabriel Goh, Sandhini Agarwal, Girish Sastry, Amanda Askell, Pamela Mishkin, Jack Clark, et al. Learning transferable visual models from natural language supervision. In *International conference on machine learning*, pages 8748–8763. PmLR, 2021. 13
- [26] Alec Radford, Jong Wook Kim, Tao Xu, Greg Brockman, Christine McLeavey, and Ilya Sutskever. Robust speech recognition via large-scale weak supervision, 2022. 5, 13
- [27] Junjie Ren, Can Li, Ming Zhao, Jinhui Liu, Junchi Yang, and Jian Wang. Timechat: A time-aware large language model for video question answering. In *Proceedings of the IEEE/CVF Conference on Computer Vision and Pattern Recognition*, pages 16726–16736, 2023. 3, 8
- [28] Chen Sun, Austin Myers, Carl Vondrick, Kevin Murphy, and Cordelia Schmid. Videoclip: Contrastive pre-training for zero-shot video-text understanding. In *Proceedings of the IEEE/CVF Conference on Computer Vision and Pattern Recognition*, pages 16632–16642, 2022. 2
- [29] Cassia Valentini-Botinhao et al. Noisy speech database for training speech enhancement algorithms and tts models. *University of Edinburgh. School of Informatics. Centre for Speech Technology Research (CSTR)*, 2017. 12, 13
- [30] Ramakrishna Vedantam, C Lawrence Zitnick, and Devi Parikh. Cider: Consensus-based image description evaluation. In *Proceedings of the IEEE conference on computer vision and pattern recognition*, pages 4566–4575, 2015. 7
- [31] Hao Wang, Linchao Liu, Xin Li, and Ping Luo. Hawkeye: Visually explainable reasoning in video question answering. In *arXiv preprint arXiv:2401.04705*, 2024. 8
- [32] Yi Wang, Kunchang Li, Xinhao Li, Jiashuo Yu, Yinan He, Guo Chen, Baoqi Pei, Rongkun Zheng, Jilan Xu, Zun Wang, et al. Internvideo2: Scaling video foundation models for multimodal video understanding. *arXiv preprint arXiv:2403.15377*, 2024. 3, 4
- [33] Yongliang Wu, Xinting Hu, Yuyang Sun, Yizhou Zhou, Wenbo Zhu, Fengyun Rao, Bernt Schiele, and Xu Yang. Number it: Temporal grounding videos like flipping manga. *arXiv preprint arXiv:2411.10332*, 2024. 8
- [34] Jin Xu, Zhifang Guo, Jinzheng He, Hangrui Hu, Ting He, Shuai Bai, Keqin Chen, Jialin Wang, Yang Fan, Kai Dang, Bin Zhang, Xiong Wang, Yunfei Chu, and Junyang Lin. Qwen2.5-omni technical report. *arXiv preprint arXiv:2503.20215*, 2025. 2, 3, 8
- [35] An Yang, Baosong Yang, Beichen Zhang, Binyuan Hui, Bo Zheng, Bowen Yu, Chengyuan Li, Dayiheng Liu, Fei Huang, Haoran Wei, Huan Lin, Jian Yang, Jianhong Tu, Jianwei Zhang, Jianxin Yang, Jiaxi Yang, Jingren Zhou, Junyang Lin, Kai Dang, Keming Lu, Keqin Bao, Kexin Yang, Le Yu, Mei Li, Mingfeng Xue, Pei Zhang, Qin Zhu, Rui Men, Runji Lin, Tianhao Li, Tingyu Xia, Xingzhang Ren, Xuancheng Ren, Yang Fan, Yang Su, Yichang Zhang, Yu Wan, Yuqiong Liu, Zeyu Cui, Zhenru Zhang, and Zihan Qiu. Qwen2.5 technical report. *arXiv preprint arXiv:2412.15115*, 2024. 4
- [36] Hang Zhang, Xin Li, and Lidong Bing. Video-llama: An instruction-tuned audio-visual language model for video understanding. *arXiv preprint arXiv:2306.02858*, 2023. 3
- [37] Yuanhan Zhang, Jinming Wu, Wei Li, Bo Li, Zejun Ma, Ziwei Liu, and Chunyuan Li. Video instruction tuning with synthetic data, 2024. 12, 13
- [38] Bolei Zhou, Yu Guo, Meng Zhang, Xiongwei Wang, Siyuan Pu, Yuan Wu, Yan Zhang, Yan Wang, and Li Li. Recent advances in video understanding. *IEEE Transactions on Pattern Analysis and Machine Intelligence*, 2023. 2

Contents of Appendix

A	Implementation Details	12
A.1	Training Recipe	12
A.2	Datasets	12
A.3	Detailed training settings	13
B	Data Format	14
B.1	Training Generator and Judger	14
B.2	Training data format	15
C	Additional Experiments.	15
C.1	Ablation study on Segment Captioning	15
C.2	Omni-modal dataset & General understanding dataset	16
C.3	Pseudo-code of Query-Based Connector	17
D	Case studies on diferent scenarios	18

A Implementation Details

A.1 Training Recipe

Our training process follows a structured **three-stage** approach: **Feature Alignment, Connector Generalization, and Instruction Tuning**—to progressively equip the model with strong multimodal and temporal reasoning capabilities. The specific components trained at each stage are illustrated in Figure 4.

Feature Alignment. In the first stage, only the Query-Based Connector and LM Head are set as trainable, while all other components remain frozen. This phase employs single-modality inputs, enabling the model to gain an initial understanding of each of the three modalities individually. It also helps the model learn to assign weights effectively in the absence of multimodal context, promoting a focused grasp of modality-specific features without interference from other components.

Connector Generalization. During the second stage, we incorporate mixed-modality data and allow training for the Query-Based Connector, Time Encoder, Time Head, and LM Head, while keeping the LLM backbone fixed. This phase equips the connector to handle weight allocation across multiple modalities, thereby enhancing its generalization beyond isolated modalities. Simultaneously, training the Time Encoder and Time Head introduces the model to temporal structure, laying the groundwork for capturing inter-modality dynamics over time.

Instruction Tuning. In the final stage, we freeze the Query-Based Connector and train the remaining components—including the Time Encoder, Time Head, LM Head, and the LLM backbone—using mixed-modality inputs. By keeping the connector fixed, we retain the modality alignment learned in previous stages. This step concentrates on refining temporal reasoning and language understanding capabilities, strengthening the LLM’s ability to interpret and process multimodal, temporally-sensitive queries across diverse scenarios.

A.2 Datasets

In alignment with the objectives of the three-stage training process outlined earlier, we employ varying datasets and data volumes at each stage. The overarching goal is to enhance the model’s capacity for temporal video understanding while retaining robust general video understanding abilities. An overview of the datasets used in each stage is provided in Table 6.

Table 6: Datasets and sample sizes used across the three training stages.

Stages	Datasets	Total Quantity
Stage 1	Clotho [6], LLaVA-LCS558K [21], Valentini-Botinhao Speech Dataset [29]	600K
Stage 2	TriSense-2M (880K), LLaVA-Video-178K (120K) [37]	1M
Stage 3	TriSense-2M (1.12M), LLaVA-Video-178K (380K) [37]	1.5M

Stage1. For the initial stage, we use a combination of the **Clotho** [6], **LLaVA-LCS558K** [21], and **Valentini-Botinhao Speech Dataset** [29] as training dataset:

- **Clotho** is an audio captioning dataset containing 4,981 audio clips, each paired with five unique captions, totaling 24,905 annotations. The audio clips range from 15 to 30 seconds, and each caption consists of 8 to 20 words.
- **LLaVA-LCS558K** is a concept-balanced multimodal dataset comprising 558,000 image-text pairs, annotated using BLIP-generated captions. It is designed to support feature alignment during the pretraining of vision-language models.
- **Valentini-Botinhao Speech Dataset** is a parallel corpus of clean and noisy speech recordings. It is widely used in training and evaluating speech enhancement and text-to-speech (TTS) systems, featuring 48kHz audio from multiple speakers under various noise conditions.

Stage 2 and 3. For these stages, we adopt our newly proposed **TriSense-2M** dataset, applying a 9:1 training-to-testing split. This results in 1.9 million training samples and 0.1 million test samples. The training data is further partitioned into approximately 880K samples for Stage 2 and 1.12M samples for Stage 3.

To ensure the model also retains **general video understanding capabilities**, we supplement the training data with a portion of **LLaVA-Video-178K** [37], which includes video captioning, open-ended QA, and multiple-choice QA tasks. This mixed-task dataset helps the model develop broader understanding skills beyond temporal reasoning.

To avoid massive evaluation time, we extract **11,415 challenging samples** from the 0.1M test set using two filtering criteria: **1)** The majority of events should occur in the middle portion of the video rather than the beginning. **2)** Captions must contain at least 20 words. Evaluation is conducted using a single A100 SXM4 80GB GPU with a batch size of 1, requiring approximately 8–10 hours to complete. All models in comparison are evaluated on this same test subset, using their officially recommended hyperparameters (e.g., number of frames, temperature, top-p, etc.)

A.3 Detailed training settings

Our multimodal framework incorporates dedicated encoders for each modality. For the visual modality, we adopt *openai/clip-vit-large-patch14-336* [25]; for audio and speech modalities, we employ *BEATs_iter3+ (AS2M) (cpt2)* [4] and *Whisper-large-V3* [26], respectively. As for the large language model (LLM) backbone, we select **Mistral-7B** [17], initialized from **TRACE** [11], instead of using other LLM backbones, rather than using other LLM backbones. This choice is motivated by TRACE’s prior training on large-scale temporal understanding data, which equips it with **stronger temporal reasoning capabilities**. The maximum context length is configured to 4096 tokens.

Table 7: Training configurations and hyperparameters by stage.

Settings	Stage 1	Stage 2 & Stage3
Computation	4×A100SXM4-80GB.	16×A100SXM4-80GB
Vision Encoder	clip-vit-large-patch14-336	clip-vit-large-patch14-336
Audio Encoder	BEATs_iter3+ (AS2M) (cpt2)	BEATs_iter3+ (AS2M) (cpt2)
Speech Encoder	Whisper-large-V3	Whisper-large-V3
DeepSpeed Stage	Zero2 Offload	Zero2 Offload
LLM Backbone	Mistral-7B-v0.2	Mistral-7B-v0.2
Batch Size	512	128 & 256
Num Frames	1	64
Frame Sample	Uniform	Uniform
Train Epochs	2	1
Learning Rate	1e-3	5e-6
LR Scheduler	Cosine	Cosine
Model Max Length	4096	4096
Training Duration	10 Hours	3.5 days & 7 days

During training, videos are resampled at **1 frame per second (fps)** to improve efficiency—this step is omitted during inference to retain full fidelity. This resampling reduces input redundancy and accelerates training.

In **Stage 1**, we train the model with a batch size of 512 and single-frame input, completing within 10 hours using 4×A100SXM4-80GB GPUs. **Stage 2 and 3** are conducted on 16×A100SXM4-80GB GPUs with batch sizes of 128 and 256, respectively. Stage 2 requires approximately 3.5 days to complete, and stage 3 requires 7 days to finish. We use DeepSpeed Zero2 because the BEATs model does not function properly under Zero3 settings. Further details on datasets and hyperparameters are provided in 7.

B Data Format

B.1 Training Generator and Judger

This section describes the data generation and manual filtering process used to prepare training data for both the **Generator** and the **Judger**. To ensure efficiency and quality in omni-modal caption generation, we first utilize GPTo1 [16] to produce high-quality annotation samples for Supervised Fine-tuning (SFT). The specific prompts used for this process are shown in 5. These prompts serve a dual purpose: they are used to generate training data via GPT and also function as system prompts during the SFT of both the Generator and the Judger.

To further enhance caption quality, we implement a two-stage scoring mechanism. After captions are generated, GPT conducts a self-evaluation. Then, a separate GPT instance provides an additional evaluation to filter out low-quality samples. Following this automated scoring, we conduct manual sampling to verify consistency and ensure a high quality standard is met.

Data is generated in batches of 1,000 samples. From each batch, we randomly select 500 samples for manual review to evaluate the generated content and the reliability of GPT’s scoring. If over 80% of the reviewed samples meet our quality criteria, the batch is retained; otherwise, it is discarded.

Ultimately, we curate **10,000** training samples for the Generator and **3,000** samples for the Judger. Both models are trained for **3 epochs** to establish effective captioning and judging capabilities.

<p>You are a helpful assistant designed to output CAPTIONS and JSON. Given three distinct captions describing audio, visual, and speech scenarios, please generate omni-modal captions for the following combinations: Audio-Visual-Speech (AVS), Visual-Speech (VS), and Audio-Visual (AV).</p> <p>Input Examples: Audio: {audio_caption} Visual: {visual_caption} Speech: {speech_caption}</p> <p>You should generate captions according to the following rules:</p> <ol style="list-style-type: none"> 1. The generated captions must preserve all essential information from the original captions. 2. Do not introduce any content that is not present in the original captions. 3. Do not copy verbatim from the original captions; instead, paraphrase the key information and incorporate it into the new caption. 4. Each generated caption must not exceed 200 words. <p>When you generate captions, assign a score for yourself from 1 to 5. If you think the quality is very poor, assign a score of 1. If the generated captions satisfy approximately 80% of the above criteria, assign a score of 3. If they fully satisfy all criteria (100%), assign a score of 5.</p> <p>Please think carefully and provide your answer in JSON format as follows: { "AVS": "", "AV": "", "VS": "", "Score": "" }. Note that only one caption should be provided for each of AVS, AV, and VS. You MUST respond in JSON format.</p>	<p>You are a helpful assistant designed to evaluate caption quality. Given three original captions and three generated omni-modal captions, please assess the quality of the generated captions based on the following criteria:</p> <ol style="list-style-type: none"> 1. The generated captions must include all key information from the original captions. 2. No new content may be introduced beyond what is present in the original captions. 3. The generated captions must not copy text directly from the original captions; instead, they should paraphrase and incorporate the essential information. 4. Each generated caption must not exceed 200 words. <p>Input Examples: Audio: {audio_caption} Visual: {visual_caption} Speech: {speech_caption} AVS: {audio-visual-speech_caption} VS: {visual-speech_caption} AV: {audio-visual_caption}</p> <p>Assign a score from 1 to 5. If the quality is very poor, assign a score of 1. If the generated captions satisfy approximately 80% of the above criteria, assign a score of 3. If they fully satisfy all criteria (100%), assign a score of 5.</p> <p>Please analyze carefully and provide your evaluation in the following JSON format: { "AVS": "", "AV": "", "VS": "", "Score": "" }. Note that you should provide only one score and one caption for each of AVS, AV, and VS. You MUST respond in JSON format.</p>
--	---

Figure 5: **Prompts used for training the Generator and Judger.** The left prompt guides GPT in generating omni-modal captions for the Generator using audio, visual, and speech inputs. The right prompt is used to train the Judger by instructing GPT to assess the quality of generated captions based on coverage, accuracy, and paraphrasing. During data creation, samples are randomly selected and manually filtered to ensure high-quality training data.

B.2 Training data format

This section outlines the data format used for training TriSense. We adopt a ShareGPT-style format, where each training sample consists of 8 conversation rounds, each corresponding to a different modality combination. The tasks and settings within these rounds are randomized—for instance, one round might involve a VS-SC task, while the next could be an AVS-SC or V-MR task.

Following the approach in TRACE, we use special tokens such as $\langle \text{sync} \rangle$ and $\langle \text{time} \rangle$ to signal the model to switch between different prediction heads. An example of the data structure is illustrated in 6.

Dataset Format Example of ShareGPT

[illegible]

Figure 6: **Example of ShareGPT-style annotation format used during training.** Each sample includes multi-turn conversations over video segments with synchronized modality cues. Only the first three rounds are shown due to space limitations.

C Additional Experiments.

C.1 Ablation study on Segment Captioning

We present ablation results for the Segment Captioning task in Table 8. In the *Training Stages* section, we observe that even though **Stage 1** does not involve temporal modeling, the model still demonstrates some effectiveness on segment captioning. This is attributed to the modality-text alignment enabled by paired training, which facilitates basic understanding across modalities. After **Stage 2**, where the training incorporates the Query-Based Connector, the temporal module, and the LM head (with the LLM backbone still frozen), the model reaches about 70–80% of the full model’s performance, indicating the benefit of temporal component training.

In the **Connector** ablation, removing adaptive weighting leads to degraded performance. The **Addition** variant and the first three configurations of the **Fixed Weights** setup show weak results, with Addition performing the worst. However, similar to findings in the Moment Retrieval task, assigning a fixed weight of 1 to visual tokens in visual-only settings produces a minor performance boost.

In the **Frame Number** analysis, increasing the number of input frames yields moderate gains in most cases, echoing the trend seen in Section 5.2. However, this improvement is relatively limited. A potential explanation lies in the inherent differences between Segment Captioning and Moment Retrieval. While both require temporal reasoning, Segment Captioning relies more on **spatial information**, and increasing frames may introduce spatial redundancy that clashes with the model’s 64-frame training setup. Conversely, Moment Retrieval benefits more from longer temporal context, where additional frames enrich sequential understanding, resulting in more substantial performance improvements.

Table 8: **Ablation results on Segment Captioning.** We analyze the effects of training stages, connector design, and input frame count across four modality settings (AVS, VS, AV, V). Metrics include BLEU-4 (B), METEOR (M), ROUGE-L (R), and CIDEr (C).

Model	Frame Number	AVS-SC				VS-SC				AV-SC				V-SC			
		B	M	R	C	B	M	R	C	B	M	R	C	B	M	R	C
Training Stages																	
Stage1 Only	64	0.0	1.5	4.3	0.1	0.0	1.4	4.1	0.1	0.0	1.3	4.1	0.1	0.0	1.3	4.0	0.1
Stage1+2	64	2.1	9.3	19.8	6.6	1.8	8.6	20.2	6.7	3.0	11.1	21.5	8.2	5.3	6.2	11.8	13.8
Connector																	
Addition	64	1.6	9.9	18.0	5.8	1.8	9.1	19.3	5.8	3.8	11.2	22.0	11.5	5.7	11.1	28.5	21.9
Fixed Weights	64	3.1	9.8	19.4	6.6	2.4	9.3	20.7	7.9	4.3	11.8	26.1	15.3	7.4	<u>12.7</u>	30.6	36.7
Frame Number																	
TriSense (7B)	32	3.2	9.7	19.9	7.7	2.1	9.3	19.5	7.9	3.4	11.1	22.5	9.6	6.3	11.7	29.8	29.2
TriSense (7B)	64	3.4	<u>10.1</u>	<u>20.1</u>	<u>8.3</u>	<u>3.0</u>	10.0	<u>22.2</u>	11.8	<u>5.3</u>	<u>12.2</u>	<u>26.3</u>	15.4	<u>7.3</u>	12.6	<u>30.7</u>	<u>36.3</u>
TriSense (7B)	128	3.4	10.2	20.2	8.5	3.1	<u>9.9</u>	22.8	<u>11.5</u>	5.4	12.3	26.7	15.4	<u>7.3</u>	12.8	30.8	36.1

C.2 Omni-modal dataset & General understanding dataset

We conduct additional experiments on the public **Omni-Modal** benchmark LongVALE [10]. LongVALE is designed for event understanding across vision, audio, and language modalities, comprising **105,000 omni-modal** events with precise temporal annotations and relation-aware captions, collected from 8,400 high-quality long-form videos. The Omni-VTG and Omni-SC tasks named from the official report of LongVALE, which are the same as **AVS-MR** and **AVS-SC** in our paper. As summarized in Table 9, our **zero-shot** performance on the Moment Retrieval task is comparable to LongVALE’s performance, even though their model is trained on the same dataset. Although there is a larger gap in the Segment Captioning task, we believe this is due to **pattern differences in captioning styles** between our SC training data and LongVALE’s SC data. Such differences in caption patterns can lead to noticeable drops across all four evaluation metrics.

Table 9: Performance on public Omni-Modal benchmark LongVALE [10]. "*" indicates this model is trained on the LongVALE dataset. **ZS** and **FT** represent **zero-shot** and **fine-tuned**, respectively. The best and second results are highlighted in bold and underlined, respectively.

Model	Omni-VTG (AVS-MR)				Omni-SC (AVS-SC)			
	R@0.3	R@0.5	R@0.7	mIoU	B	M	R	C
VideoChat (ZS)	2.2	0.9	0.4	3.0	0.5	9.6	0.0	8.2
VideoChatGPT (ZS)	4.9	2.9	0.9	5.0	0.4	14.0	0.9	5.9
VideoLLaMA (ZS)	2.5	1.1	0.3	1.9	0.9	11.5	0.1	8.9
PandaGPT (ZS)	2.5	1.0	0.3	2.2	0.6	14.9	0.3	8.9
NExT-GPT (ZS)	4.3	1.9	0.7	4.0	0.4	10.2	0.0	8.1
TimeChat (ZS)	5.8	2.6	1.1	5.2	1.2	16.1	1.6	10.0
VTimeLLM (ZS)	7.5	3.4	1.3	6.4	1.0	14.5	1.6	5.5
LongVALE (FT) *	15.7	<u>8.6</u>	<u>3.9</u>	<u>11.0</u>	5.6	22.4	20.3	10.9
TriSense (ZS)	<u>14.8</u>	9.3	4.7	11.2	<u>4.8</u>	<u>21.9</u>	<u>18.8</u>	<u>10.4</u>

For general video understanding evaluation, we report results on **VideoMME** [7]—a large-scale benchmark designed to assess multimodal large language models (MLLMs) in video analysis. VideoMME covers a wide range of visual domains, temporal scales, and modalities, including 900 videos (totaling 254 hours) and **2,700 human-annotated QA pairs**. As shown in Table 10, our model not only demonstrates significant advantages in multimodal scenarios but also performs competitively in general understanding tasks. It is worth noting that our model uses **much less** general understanding data (**500K**) compared to TRACE-uni [11], which uses **0.9M**, as reported in their official paper.

Table 10: Zero-shot performance on general understanding dataset Video-MME [7]. Our model only uses **55%** of the general understanding data compared to TRACE-uni.

Model	VideoMME (Overall Scores w/o Subtitles)
VideoChat2 (7B)	33.7
Video-LLaVA (7B)	39.9
VideoLLaMA2 (7B)	46.6
TRACE (7B)	43.8
TRACE-uni (7B)	49.6
TriSense (7B)	48.7

C.3 Pseudo-code of Query-Based Connector

Algorithm 1 Forward Pass of Query-Based Connector

Require: $A, S, V \in \mathbb{R}^{B \times F \times T \times D}$, $Q \in \mathbb{R}^{B \times L \times D}$ ▷ modality & query features
Ensure: $Z \in \mathbb{R}^{B \times L \times D}$

- 1: **function** FORWARD(A, S, V, Q)
- 2: **for** $X \in \{A, S, V\}$ **do** ▷ 2-D sinusoidal PE
- 3: $X \leftarrow X + \text{PE}(X)$
- 4: $X \leftarrow \text{reshape}(X)$ ▷ $[L, B, D]$
- 5: **end for**
- 6: $Q \leftarrow \text{reshape}(Q)$ ▷ $[L, B, D]$
- 7: $A', S', V' \leftarrow \text{CrossAttn}(A, Q), \text{CrossAttn}(S, Q), \text{CrossAttn}(V, Q)$
- 8: $A', S', V' \leftarrow \text{LayerNorm}(A'), \text{LayerNorm}(S'), \text{LayerNorm}(V')$
- 9: $\hat{S} \leftarrow \text{AW}(A', S', V')$ ▷ Alg. 2
- 10: $\hat{S} \leftarrow \text{LayerNorm}(\hat{S})$
- 11: $Z \leftarrow 2 \times \text{MLP}(\hat{S}) + \hat{S}$ ▷ two-layer MLP
- 12: $Z \leftarrow \text{LayerNorm}(Z)$
- 13: **return** Z
- 14: **end function**

Algorithm 2 Adaptive Weighting

Require: $S_A, S_S, S_V \in \mathbb{R}^{B \times L \times D}$ ▷ query-relevant features
Ensure: $\hat{S} \in \mathbb{R}^{B \times L \times D}$ ▷ fused sequence

- 1: **function** FDG(S_A, S_S, S_V) ▷ τ : temperature
- 2: $m_a, m_s, m_v \leftarrow \text{globpool}(S_A, 1), \text{globpool}(S_S, 1), \text{globpool}(S_V, 1)$
- 3: $F \leftarrow \text{stack}(m_a, m_s, m_v)$ ▷ $[B, 3, D]$
- 4: $p \leftarrow \text{softmax}(1 \times \text{MLP}(F) / \tau, \text{dim} = 1)$ ▷ $[B, 3]$
- 5: $\hat{S} \leftarrow p_1 \odot S_A + p_2 \odot S_S + p_3 \odot S_V$
- 6: **return** \hat{S}
- 7: **end function**

D Case studies on different scenarios

We provide case studies of TriSense in various scenarios in Figures 7 to 12.

AVS-SC



Figure 7: Case study of TriSense on AVS-SC task.

V-SC



Figure 8: Case study of TriSense on V-SC task.

AVS-MR

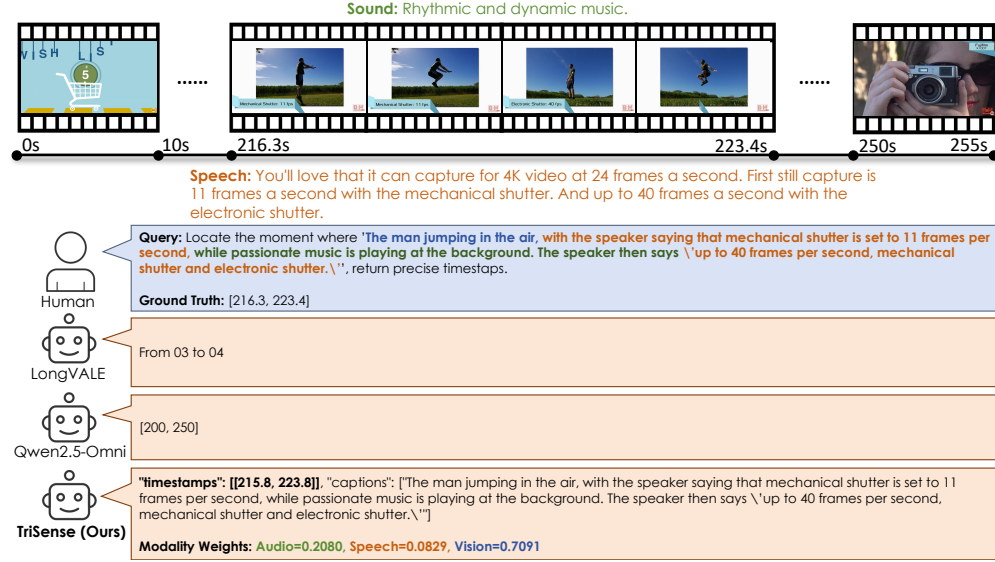


Figure 9: Case study of TriSense on AVS-MR task.

VS-MR



Figure 10: Case study of TriSense on VS-MR task.

AV-MR

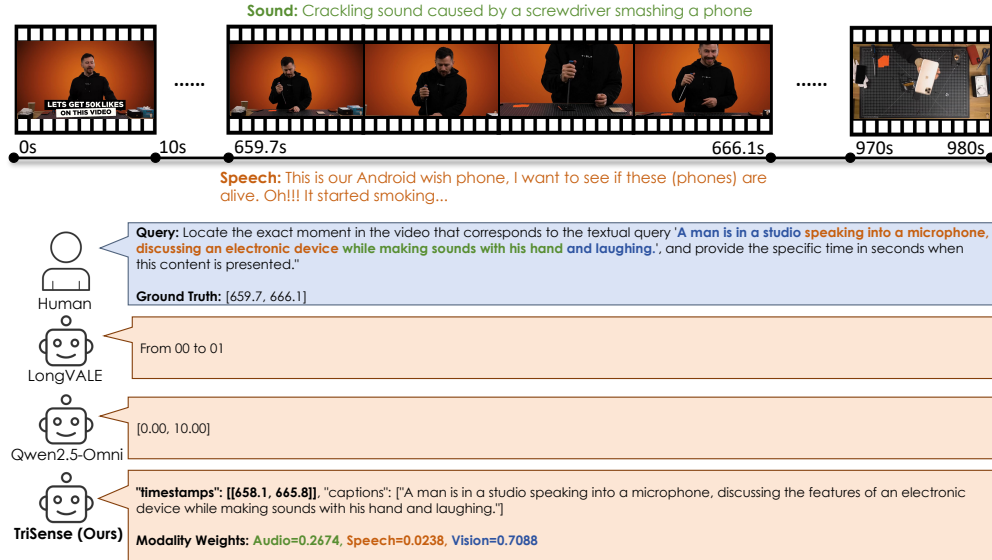


Figure 11: Case study of TriSense on AV-MR task.

General Understanding

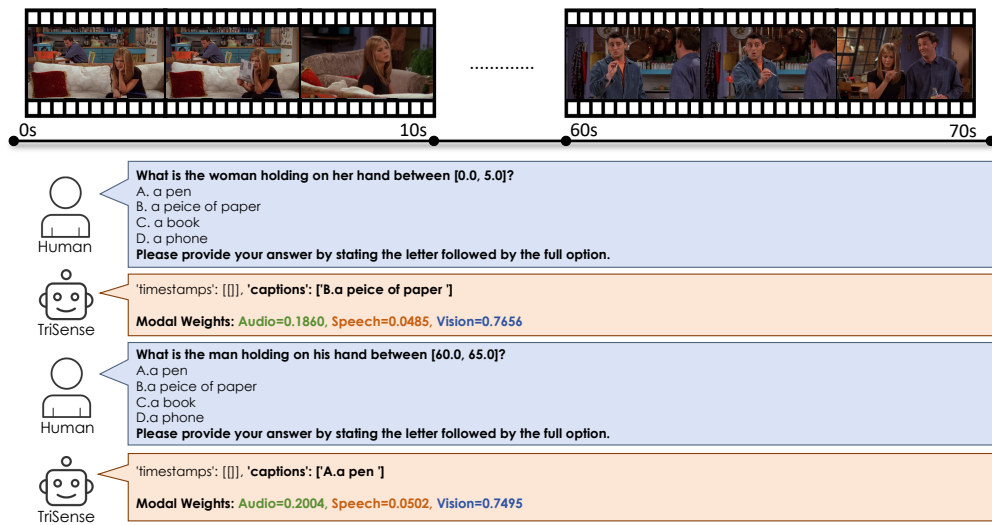


Figure 12: Case study of TriSense on General Understanding task.