

# Training with Pseudo-Code for Instruction Following

**Prince Kumar\***  
IBM Research AI  
prince.kumar12@ibm.com

**Rudra Murthy\***  
IBM Research AI  
rmurthyv@in.ibm.com

**Riyaz Bhat\***  
IBM Research AI  
Riyaz.Bhat@ibm.com

**Danish Contractor\***  
IBM Research AI  
danish.contractor@ibm.com

## Abstract

Despite the rapid progress in the capabilities of Large Language Models (LLMs), they continue to have difficulty following relatively simple, unambiguous instructions, especially when compositions are involved. In this paper, we take inspiration from recent work that suggests that models may follow instructions better when they are expressed in pseudo-code [Mishra et al., 2023, Puerto et al., 2024]. However, writing pseudo-code programs can be tedious and using few-shot demonstrations to craft code representations for use in inference can be unnatural for non-expert users of LLMs. To overcome these limitations, we propose fine-tuning LLMs with instruction-tuning data that additionally includes instructions re-expressed in pseudo-code along with the final response. We evaluate models trained using our method on 11 publicly available benchmarks comprising of tasks related to instruction-following, mathematics, and common-sense reasoning. We conduct rigorous experiments with 5 different models and find that not only do models follow instructions better when trained with pseudo-code, they also retain their capabilities on the other tasks related to mathematical and common sense reasoning. Specifically, we observe a relative gain of 3–19% on instruction-following benchmark, and an average gain of upto 14% across all tasks.

## 1 Introduction

Despite the rapid progress in the capabilities of Large Language Models (LLMs), they continue to struggle following relatively simple instructions, particularly when compositions are involved [Wen et al., 2024, Jiang et al., 2024b, Murthy et al., 2025]. Moreover, they are prone to distractions [Hwang et al., 2025] and often have difficulty adhering to output format requests [Xia et al., 2024]. To address these challenges, a significant amount of research has focused on improving the instruction-following abilities of LLMs. These include enforcing constraints during decoding [Banerjee et al., 2025], prompting strategies that elicit thinking and planning behavior through clever design and structure [Xia et al., 2025], test-time scaling [Snell et al., 2024, Bansal et al., 2025], multi-step agentic flows [Yao et al., 2023b, Mitra et al., 2024] and more. Additionally, training time interventions to improve instruction-following is also an active area of work - this includes designing training objectives [Pham et al., 2024, Shao et al., 2024, Dong et al., 2025, DeepSeek-AI et al., 2025], the inclusion of chain-of-thought [Longpre et al., 2023b, Mitra et al., 2024], and perhaps, most importantly, curation of training data [Lou et al., 2024, Sun et al., 2024, Qi et al., 2024, He et al., 2024].

In this paper, we draw inspiration from recent work that suggests models perform better when given instructions in pseudo-code [Mishra et al., 2023, Li et al., 2024a, Puerto et al., 2024]. Pseudo-code

---

\* Authors contributed equally to this work.

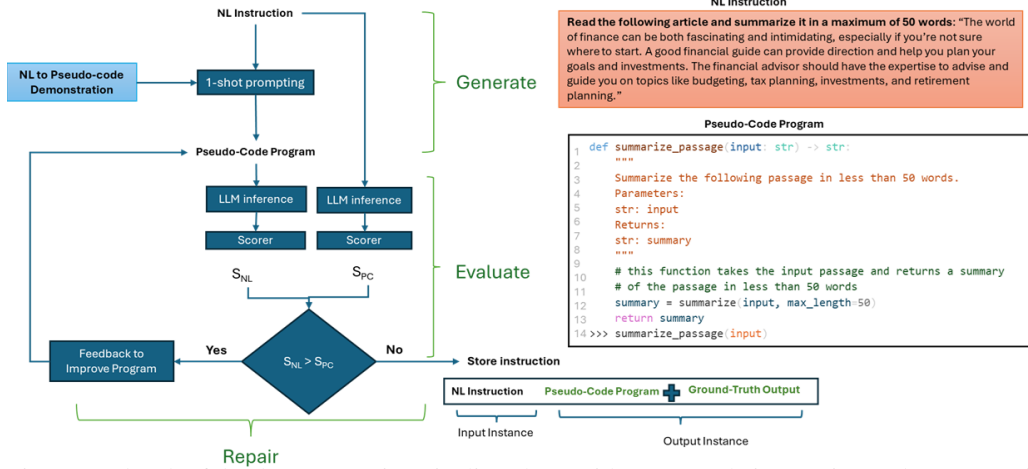


Figure 1: Sketch of the data conversion pipeline along with an example instruction and corresponding pseudo-code program. The prompt used for generating pseudo-code is shown in Appendix Figure 7 and the prompt used for pseudo-code Repair is presented in Appendix Figure 19.

instructions offer several advantages over natural language, including being better structured, clearer, and more concise. This clarity and conciseness can improve model performance by reducing the complexity of instructions. Thus, instead of using verbose natural language instructions, prompting models with pseudo-code [Mishra et al., 2023] or using pseudo-code as a thinking aid during inference [Puerto et al., 2024] can improve model performance on a wide range of traditional natural-language processing tasks including text classification, question-generation, question-answering, common-sense reasoning, etc.

However, writing pseudo-code programs can be tedious and using few-shot demonstrations to craft code representations for use in inference can be unnatural for non-expert users of LLMs. Additionally, methods such as Chain-of-Code [Li et al., 2024a] also require the use of external code-emulators for creating line-by-line executed, intermediate outputs of simulated or executed code statements, possibly limiting their adoption.

To address the limitations of such inference-time methods, we fine-tune base LLMs using instruction-tuning data that includes pseudo-code along with the final answer. Thus, given a natural language prompt, models are trained to first re-express the instruction in pseudo-code and then attempt to answer the question (see sample pseudo-code program in Figure 1). From an end-user’s perspective, interacting with such an LLM is identical to regular natural-language prompting, offering a seamless and easy drop-in alternative to existing NL-prompted LLMs.

We note that training models to re-express instructions in pseudo-code before answering a user’s request, is similar in spirit, to training models to generate hidden chain-of-thought (CoT) or ‘thinking’ steps [Hayati et al., 2025]. However, in this work, we do not enrich pseudo-code programs with such ‘thinking’ steps, and only re-express instructions to be able to isolate the impact of pseudo-code instruction training on LLM performance.

Experimenting with publicly available benchmarks, we find that not only do models follow instructions better when trained with pseudo-code, they also retain and sometimes improve their capabilities on other tasks related to mathematical and common-sense reasoning. Specifically, we observe a relative gain of 3–19% on Instruction following benchmark, and an average gain of upto 14% across all tasks.

**Contributions:** In summary, our contributions in this work are as follows: (1) We develop a novel multi-stage data generation pipeline that augments instruction tuning datasets with instructions re-expressed in pseudo-code, (2) We use 0.25M samples from the TuluV2 data mixture [Iverson et al., 2023] to train 5 different base models. We present comprehensive experiments on 11 publicly available benchmarks spanning a range of tasks including instruction-following, common-sense reasoning tasks, and mathematical tasks, (3) We demonstrate that models trained with pseudo-code instructions are better instruction-followers than their counterparts trained exclusively on natural-language instructions, and retain their capabilities on other tasks.

Table 1: Statistics of our Training Mixture from the TuluV2 dataset [Iverson et al., 2023].

Dataset	Source	Total #Samples	Sampling Proportion
Code Alpaca	Chaudhary [2023]	20016	0.15
Tulu v2 Science	Rafailov et al. [2024]	7468	0.0375
SNI v2	Wang et al. [2022]	85187	0.325
WizardLM Evol Instruct	Xu et al. [2024]	26180	0.15
GPT4-Alpaca	Peng et al. [2023]	46149	0.15
CoT	Longpre et al. [2023a]	98315	0.1875

## 2 Data Construction

**Data Generation Pipeline:** As mentioned previously, we enhance existing instruction-tuning datasets by re-expressing instructions in pseudo-code as part of the output. Since manually crafting pseudo-code programs for instruction-tuning is prohibitively expensive, we develop a multi-step data conversion pipeline to create pseudo-code instruction tuning data. Our pipeline consists of three stages: (i) **Generate:** Use a powerful LLM with a 1-shot prompt to generate pseudo-code programs for a given instruction. We manually write 5 pseudo-code instructions for each of the dataset. We randomly select 1 of them for the 1-shot prompt. (ii) **Evaluate:** Similar to Mishra et al. [2023], use only the generated pseudo-code program to run inference and get the output of the instruction. We compare and score the generated output against the ground-truth output, (iii) **Repair:** For the cases when the *inference* using the pseudo-code program does not result in the correct ground-truth instruction output, but it does when inference is run using the original natural language instruction, we prompt an LLM-judge to give feedback to improve the pseudo-code program. We summarize the pipeline in Figure 1.

In order to generate pseudo-code programs, the pipeline uses hand-crafted demonstrations of pseudo-code instructions from Mishra et al. [2023] with Mixtral-8x7B-Instruct-v0.1\* as the teacher model. Prompts for different stages of this pipeline are available in Appendix Figures 7 and 19. All our pseudo code programs also include a statement mimicking the “invocation” of the program (See Line 14 in the Pseudo-code program in Figure 1). An instruction tuning instance consists of the original NL-instruction as the *input* along with the generated pseudo-code program and the original NL-instruction output text (separated by custom [PSEUDOCODE] markers), as the *output* of the instruction instance (see example instances in Appendix Section B).

**Training Mixture:** For our experiments, we use datasets from the Tulu v2 mixture [Iverson et al., 2023]. We obtain the full set of instances for Code Alpaca [Chaudhary, 2023] and GPT4-Alpaca [Peng et al., 2023] instead of the subset of instances present in TuluV2 mixture. We choose all instances of Science subset [Rafailov et al., 2024] and WizardLM Evol-Instruct [Xu et al., 2024] from the TuluV2 mixture. Additionally we use all tasks from SuperNaturalInstructions [Wang et al., 2022] and sample a maximum of 100 instances from each task. Lastly, we use all the instances from the CoT subset of the FLAN collection Longpre et al. [2023a]. Table 1 lists the datasets used in our experiments along with their statistics.

### 2.1 Pseudo-Code Generation

**Super-Natural Instructions (SNI v2) dataset:** Wang et al. [2022]: This is a collection of around 1600 traditional NLP tasks formatted as input and output with prompts for instruction-tuning LLMs. We select 5 pseudo-code demonstrations randomly from Mishra et al. [2023]’s collection of 132 tasks for the **Generate** step. As mentioned in Section 2 for the **Evaluate** and **Repair** steps, we prompt the Mixtral-8x7B-Instruct-v0.1 Jiang et al. [2023] model with both pseudo-code instructions and natural languages instructions to generate the answers. We apply additional postprocessing such as splitting based on new line characters etc, to obtain the answer. We then use the exact-match metric to score outputs of the pseudo-code and natural language instructions and trigger the **Repair** step as needed.

We run the **Repair** twice with different temperature parameters and select the best program among the two runs. Table 8 in the Appendix reports the performance of the generated pseudo-code on the

\*<https://huggingface.co/mistralai/Mixtral-8x7B-Instruct-v0.1>

SNI v2 dataset after a Repair step where the ‘combined’ row represents the resulting performance. An example of a corrected pseudo-code program is presented in Appendix Figure 6.

**GPT4-Alpaca, Code Alpaca WizardLM Evol-Instruct:** For these datasets, we run the pseudo-code generation pipeline without Repair. These datasets usually have open-ended outputs and it is difficult to verify the correctness of the generated response unless we use a robust LLM-as-a-judge. Further, for these instances, forcing updates to the pseudo-code program using the Evaluate and Repair stages runs the risk of leaking output information into the pseudo-code program that can result in “CoT” like steps being included in the program.\* While this isn’t detrimental and in fact likely to be helpful, we wanted to be careful and ensure we are able to study the impact of training with NL-equivalent pseudo-code instructions without any enrichment. Therefore, we only use the Generate part of our pipeline for these datasets. We select 5 instances from each dataset and write the pseudo-code demonstrations ourselves. The instances are chosen to be diverse; for the 1-shot prompt, we randomly select one of these pseudo-code demonstrations.

**Filtering:** We discard instances or tasks where the Mixtral model fails to generate valid pseudo-code instructions. This may occur if the pseudo-code is not enclosed within the ‘[PSEUDOCODE]’ and ‘[/PSEUDOCODE]’ tags, or if the generated pseudo-code is incomplete or malformed. Note that we also drop the corresponding instances from the natural language instruction set to ensure we have parallel training mixtures.

**TuluV2 Science and CoT Data:** We manually write pseudocode instructions for each of the 9 datasets present in the CoT collection Longpre et al. [2023a] and the Tulu V2 Science subsets Iverson et al. [2023]. The pseudo-code programs for each of these datasets are provided in the Appendix.

### 3 Experiments

Through our experiments we seek to answer the following research questions: (i) Does instruction-tuning with pseudo-code help improve the performance of models on instruction-following tasks?, (ii) Does the introduction of pseudo-code during instruction-tuning affect the ability to acquire skills imparted during traditional instruction-tuning, (iii) The nature of our pseudo-code is very python-like and we also do not use a lot of code data in our training mixture. To what extent does this affect the performance on code-tasks?

#### 3.1 Models

Since we study the effect of instruction-tuning with and without pseudo-code instructions, we require unaligned base-models. After a careful review of available choices, we settled on the 7 – 8B parameter range models. Additionally, prior work by Mishra et al. [2023] suggests that medium parameter-size models (eg: 6B-7B) were able to exploit pseudo-code better than smaller models. We experiment with the following 5 base models which includes 1 code base model: (i) meta-llama/Llama-3.1-8B,\* (ii) mistralai/Mistral-7B-v0.3,\* (iii) Qwen/Qwen2.5-7B [Qwen et al., 2025], (iv) ibm-granite/granite-3.1-8b-base\* and (v) ibm-granite/granite-8b-code-base-128k [Mishra et al., 2024].

**Training:** All models were SFT trained on a full NVIDIA A100 80GB node with Flash Attention 2 [Dao, 2024] and bf16 precision using the Dolomite Engine Framework.\* All models were trained for 2 epochs using the PyTorch’s implementation of AdamW [Loshchilov and Hutter, 2019] as the optimizer, with a starting learning rate of 1e-5 and linear decay. Models were trained with two parallel training mixtures - one with NL instructions and the other augmented with pseudo-code programs.

---

\*This isn’t a problem with SNI v2 because each task has many instances, and instance specific Repairs don’t generalize on other instances.

\*<https://ai.meta.com/blog/meta-llama-3-1/>

\*<https://huggingface.co/mistralai/Mistral-7B-v0.3>

\*<https://huggingface.co/ibm-granite/granite-3.1-8b-base>

\*<https://github.com/IBM/dolomite-engine>

### 3.2 Evaluation Tasks

We conduct experiments on three main types of tasks (i) Instruction-Following, (ii) Common sense and Reasoning, (iii) Mathematical Tasks.

**Instruction Following:** Since our primary goal was to investigate if instruction-tuning with pseudo-code helps instruction-following, we conduct extensive experiments on instruction-following benchmarks including IFEval [Zhou et al., 2023], KCIF [Murthy et al., 2025], Complex Bench [Wen et al., 2024] and Follow Bench [Jiang et al., 2024b].

IFEval and KCIF both use non-LLM based scoring functions to evaluate performance on instruction-following; ComplexBench [Wen et al., 2024] and FollowBench [Jiang et al., 2024b] use a powerful LLM-as-a-judge to assess instruction-following. While Complex bench helps study different instruction compositions (eg: conjunctions, chains, conditionals, etc), FollowBench reports performance aggregated by task categories (eg: instruction constraints applied to response styles, situations, etc). Further, IFEval only assesses whether the lexical and formatting instructions are followed in responses with no consideration of task completion. All other datasets condition instruction following on core-task performance - eg: KCIF [Murthy et al., 2025] has answer modifying instructions from knowledge tasks, where models are penalized if instructions are applied on the wrong answer to a question.

**Common Sense & Reasoning Tasks:** We also study the performance of models on commonly used benchmarks to investigate whether our method interferes with any skills acquired by vanilla NL-SFT. We present experiments on Reasoning tasks (Hellawag [Zellers et al., 2019], PiQA [Bisk et al., 2020], Winogrande [Sakaguchi et al., 2021] and ARC [Clark et al., 2018]), and Mathematical Tasks (GSM8K [Cobbe et al., 2021], as well as a revised version of GSM8K called GSM8K Platinum [Vendrow et al., 2025], and MathQA [Amini et al., 2019]).

*Metrics:* We post-process outputs and then use the official scoring scripts from the benchmarks where available. IFEval has custom-scorers for each instruction and it aggregates results at the prompt as well as instruction level. ComplexBench and FollowBench aggregate LLM-judge generated scores grouped by different task categories. KCIF as well as, the Common Sense and Reasoning tasks are measured in terms of exact-match scores.

#### 3.2.1 Evaluation Setup and Metrics

**Evaluation Setup:** All tasks are evaluated under generative settings; this means that in the case of multiple choice questions models are required to verbalize the answer option [Mishra et al., 2023, Li et al., 2024b]. Further, all tasks are evaluated in zero-shot settings with greedy decoding; prompts for all mathematics, reasoning and code tasks encourage thinking step by step. Prompts for the instruction-following tasks are used as included in the original datasets. We use vLLM [Kwon et al., 2023] to speed up inference on the Mathematics, Reasoning and Code Tasks.

**Output Post Processing:** We develop robust task-specific output-processing pipelines for both NL and pseudo-code models. (See Appendix Section F for more details). All tasks are evaluated after output post-processing.

### 3.3 Results

**Overall Results:** As can be seen from Table 2 training models with pseudo-code, helps improve performance across all tasks. Depending on the model, this gain can be upto 14% (relative). All models consistently benefit from pseudo-code based training when evaluated for instruction-following. In fact, models based on Llama 3.1 8B Base and Mistral 7B v0.3 also benefit on mathematical and reasoning tasks when trained with pseudo-code instructions. However, for the rest of the models there isn't a consistent winner between training with pseudo-code and natural-language, when evaluated on common-sense, reasoning tasks and mathematical tasks. We include a few example outputs for all tasks in Appendix Section C.

#### 3.3.1 Instruction-Following

We now present a deeper study on the following aspects of instruction-following: (i) effect of distractor instructions (ii) performance on answer-modifying instructions, (iii) nested instructions,

Table 2: Comparison of NL-tuned vs pseudo-code tuned models on Instruction-Following, Mathematics, Commonsense & Reasoning and Knowledge Tasks.

Model	Instruction-Following				Mathematics			Common Sense & Reasoning			
	IFEval	KCIF	Comp. Bench	Follow Bench	GSM8K	GSM8K Plat.	Math QA	ARC	Hella.	PiQA	Wino.
Llama 3.1 8B-NL	0.39	0.08	0.42	0.40	0.33	0.33	0.21	0.82	0.71	0.77	<b>0.66</b>
Llama 3.1 8B-PC	<b>0.46</b>	<b>0.13</b>	<b>0.46</b>	<b>0.47</b>	<b>0.44</b>	<b>0.45</b>	<b>0.28</b>	<b>0.89</b>	<b>0.74</b>	<b>0.79</b>	0.59
Mistral 7B v0.3-NL	0.35	0.08	0.35	0.36	0.12	0.13	<b>0.21</b>	<b>0.74</b>	0.53	0.65	0.40
Mistral 7B v0.3-PC	<b>0.37</b>	<b>0.14</b>	<b>0.40</b>	<b>0.45</b>	<b>0.29</b>	<b>0.30</b>	<b>0.21</b>	0.54	<b>0.60</b>	<b>0.68</b>	<b>0.53</b>
Qwen2.5 7B-NL	0.44	<b>0.16</b>	0.45	0.40	0.52	0.54	0.36	<b>0.95</b>	0.81	0.84	<b>0.62</b>
Qwen2.5 7B-PC	<b>0.45</b>	<b>0.16</b>	<b>0.50</b>	<b>0.47</b>	<b>0.63</b>	<b>0.65</b>	<b>0.42</b>	0.94	<b>0.85</b>	<b>0.85</b>	0.58
Granite 8B Code-NL	0.38	0.07	0.37	<b>0.38</b>	0.09	0.09	<b>0.28</b>	<b>0.71</b>	<b>0.47</b>	<b>0.63</b>	<b>0.54</b>
Granite 8B Code-PC	<b>0.46</b>	<b>0.15</b>	<b>0.41</b>	0.31	<b>0.43</b>	<b>0.45</b>	0.25	0.57	0.41	0.61	0.49
Granite 3.1 8B-NL	0.44	0.11	0.45	<b>0.54</b>	0.02	0.02	<b>0.19</b>	<b>0.16</b>	0.14	<b>0.40</b>	<b>0.38</b>
Granite 3.1 8B-PC	<b>0.47</b>	<b>0.13</b>	<b>0.50</b>	0.49	<b>0.14</b>	<b>0.14</b>	0.11	0.07	<b>0.16</b>	0.24	0.33

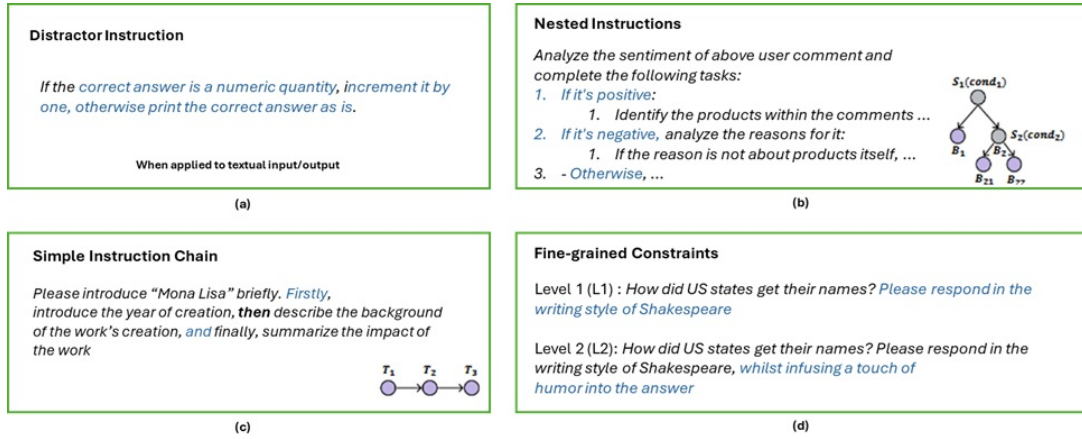


Figure 2: Examples of different instructions types: (a) a distractor instruction from KCIF [Murthy et al., 2025] (b) nested instruction from ComplexBench [Wen et al., 2024] (c) simple sequential chain from ComplexBench [Wen et al., 2024] (d) two 'levels' of fine-grained constraints from FollowBench [Jiang et al., 2024b]

(iv) formatting instructions, (v) fine-grained instruction-following. See Figure 2 for examples of these instruction types.

The KCIF benchmark [Murthy et al., 2025] studies the performance of models on answer-modifying instructions when compared against regular question-answering (printing the correct-answer label/-text). We use this dataset to study the performance of models on 'distractors' (instructions that should have no effect) as well as instructions that are conditional on a model's ability to answer a QA task correctly.

**Instructions with Distractors:** Table 3 presents two sets of results: On the left hand side of '||' separator, the table compares the exact-match performance of models (after output post-processing) on instructions that do not have distractor instructions\* (EM) vs. ones that do (EM-D). As can be seen, all models (with the exception of Qwen2.5 on distractors) universally perform better on both categories of instructions when trained with pseudo-code instructions.

**Answer-Modifying Instructions:** On the right hand side of Table 3, we compare how instruction-compositions applied on the answering task affect performance. Specifically, given a traditional multi-choice knowledge or reasoning task, models first need to generate the correct answer and then apply the instruction that suitable modifies that answer.

\*Eg.: an instruction that asks to increment any numerical values when the answers are non-numeric text.

Table 3: KCIF: Performance comparison on non-distractor (EM) and distractor instructions (EM-D). On the right hand side of ‘|’ separator, Performance drop as compared to printing the correct answer label (PCA Label) or text (PCA) on answer-modifying instructions (String/Numeric/Format manipulation, Operations on List (OOL) – conditioned on the answering the question correctly as well as independent operations on list). Barring the PCA Label column, for all columns to its right - lower scores are better.

Model					Instruction Category					Avg
	EM	EM-D	PCA label	PCA	String	Numeric	Format	OOL Cond.	OOL	
LLama 3.1 8B-NL	0.04	0.09	0.34	-0.29	-0.34	-0.34	-0.34	-0.28	-0.34	-0.33 / -96.2%
LLama 3.1 8B-PC	0.09	0.20	0.38	-0.19	-0.36	-0.38	-0.25	-0.25	-0.38	-0.32 / -85.3%
Mistral 7B v0.3-NL	0.04	0.15	0.32	-0.16	-0.3	-0.31	-0.32	-0.26	-0.32	-0.3 / -95.0%
Mistral-7B v0.3-PC	0.08	0.27	0.37	-0.15	-0.37	-0.37	-0.31	-0.23	-0.37	-0.33 / -88.4%
Qwen2.5 7B-NL	0.09	0.30	0.41	-0.12	-0.4	-0.4	-0.31	-0.28	-0.41	-0.36 / -87.5%
Qwen2.5 7B-PC	0.11	0.26	0.46	-0.3	-0.44	-0.46	-0.31	-0.29	-0.44	-0.39 / -83.7%
Granite 8B Code-NL	0.04	0.12	0.29	-0.19	-0.28	-0.29	-0.27	-0.29	-0.29	-0.28 / -97.2%
Granite 8B Code-PC	0.10	0.26	0.33	-0.14	-0.31	-0.33	-0.19	-0.19	-0.32	-0.27 / -81.3%
Granite 3.1 8B-NL	0.07	0.18	0.39	-0.29	-0.38	-0.39	-0.37	-0.31	-0.39	-0.37 / -94.6%
Granite 3.1 8B-PC	0.07	0.25	0.43	-0.27	-0.43	-0.43	-0.39	-0.32	-0.43	-0.4 / -92.9%

Table 4: ComplexBench: Performance of models on different instruction compositions (And, Chain, Selection) along with levels of nesting (1,2,  $\geq 3$ ) where applicable.

	And	Chain		Selection			Selection and Chain	
		1	2	1	2	$\geq 3$	2	$\geq 3$
Llama 3.1 8B-NL	0.61	0.37	0.30	<b>0.44</b>	0.33	0.25	0.29	0.24
Llama 3.1 8B-PC	<b>0.63</b>	<b>0.39</b>	<b>0.37</b>	0.40	<b>0.35</b>	<b>0.31</b>	<b>0.44</b>	<b>0.31</b>
Mistral 7B v0.3-NL	0.51	0.29	0.25	0.35	0.25	0.23	0.25	0.20
Mistral 7B v0.3-PC	<b>0.56</b>	<b>0.35</b>	<b>0.32</b>	<b>0.39</b>	<b>0.31</b>	<b>0.27</b>	<b>0.24</b>	<b>0.22</b>
Qwen2.5 7B-NL	0.61	0.40	0.37	<b>0.47</b>	0.37	0.24	0.37	0.24
Qwen2.5 7B-PC	<b>0.64</b>	<b>0.48</b>	<b>0.41</b>	<b>0.47</b>	<b>0.45</b>	<b>0.38</b>	<b>0.42</b>	<b>0.31</b>
Granite 8B Code-NL	0.53	0.30	0.28	<b>0.44</b>	0.29	0.18	0.19	<b>0.22</b>
Granite 8B Code-PC	<b>0.58</b>	<b>0.36</b>	<b>0.34</b>	0.38	<b>0.32</b>	<b>0.26</b>	<b>0.27</b>	0.19
Granite 3.1 8B-NL	0.62	0.41	0.36	0.46	0.35	0.24	<b>0.39</b>	0.26
Granite 3.1 8B-PC	<b>0.65</b>	<b>0.44</b>	<b>0.42</b>	<b>0.47</b>	<b>0.42</b>	<b>0.41</b>	0.33	<b>0.30</b>

As compared to the baseline task of question-answering by printing the correct answer label (PCA Label), asking models to print the correct answer text (PCA) or applying answer-modifying instructions (string, numeric or format manipulations, operations on lists regardless of whether they are conditional on the answering task) result in a steep drop in performance. It is noteworthy, that while all models (independent of the training paradigm) have steep deterioration in performance, training with pseudo-code instructions results in a *lesser* drop in performance.

**Chained and Nested Instructions:** We use ComplexBench [Wen et al., 2024] to study how models perform in the presence of conjunctions (And), sequential instructions that are simple chains (Chain), conditional sequential operations (Sequential) at varying depths of nesting and, combinations of such instructions (eg. selections and chain). As can be seen in Table 4, models trained with pseudo-code instructions consistently perform better than those trained with natural language instructions. This holds true for almost all instruction-categories as well as nesting-depths. It is also interesting to note that doing well on a shallow nesting-depth does not automatically mean that the performance trends follow on deeper nesting-depths (eg: LLama 3.1 8B and Granite 8B Code NL models on Selection tasks at nesting levels 1 vs the rest).

**Formatting Instructions:** Using the data in ComplexBench, we study the performance of models on formatting instructions - as can be seen in Table 5 all models trained with pseudo-code instructions outperform their natural-language counterparts except on instructions that require length control. We think that since we require LLMs to also generate pseudo-code models before the final answer it might require specialized training to recalibrate length controls. Performance gains on JSON and Bullet formatting are especially notable (11 – 27% relative gains).

Table 5: Performance of models on formatting instructions from ComplexBench.

Model	JSON Format	Markdown Format	Bullet Format	Punctuation	Length	Start with	End with	Template
Llama 3.1 8B-NL	0.13	0.66	0.45	0.43	<b>0.27</b>	0.17	<b>0.34</b>	0.39
Llama 3.1 8B-PC	<b>0.18</b>	<b>0.81</b>	<b>0.57</b>	<b>0.49</b>	0.26	<b>0.18</b>	0.27	<b>0.40</b>
Mistral 7B v0.3-NL	0.11	0.58	0.45	0.23	0.24	0.15	0.25	0.23
Mistral 7B v0.3-PC	<b>0.16</b>	<b>0.68</b>	<b>0.52</b>	<b>0.29</b>	<b>0.27</b>	<b>0.19</b>	<b>0.27</b>	<b>0.34</b>
Qwen2.5 7B-NL	<b>0.18</b>	0.66	0.49	0.38	<b>0.30</b>	0.15	0.25	<b>0.48</b>
Qwen2.5 7B-PC	<b>0.18</b>	<b>0.74</b>	<b>0.58</b>	<b>0.40</b>	0.28	<b>0.19</b>	<b>0.28</b>	0.47
Granite 8B Code-NL	0.13	0.68	0.42	0.35	0.28	0.14	0.30	0.28
Granite 8B Code-PC	<b>0.18</b>	<b>0.70</b>	<b>0.53</b>	<b>0.42</b>	<b>0.29</b>	<b>0.21</b>	<b>0.31</b>	<b>0.33</b>
Granite 3.1 8B-NL	0.18	0.64	0.53	0.32	<b>0.29</b>	<b>0.18</b>	<b>0.34</b>	0.40
Granite 3.1 8B-PC	<b>0.22</b>	<b>0.77</b>	<b>0.59</b>	<b>0.46</b>	0.27	<b>0.18</b>	0.28	<b>0.48</b>

Table 6: Performance of models on fine-grained constraints from FollowBench

Model	Hard Satisfaction Rate (HSR) %						Soft Satisfaction Rate (SSR) %					
	L1	L2	L3	L4	L5	Avg.	L1	L2	L3	L4	L5	Avg.
Llama 3.1 8B -NL	51.46	40.31	34.00	19.96	8.28	30.80	51.46	<b>53.55</b>	56.94	45.35	38.99	49.26
Llama 3.1 8B -PC	<b>58.14</b>	<b>45.48</b>	<b>36.22</b>	<b>28.60</b>	<b>23.33</b>	<b>38.35</b>	<b>58.14</b>	52.52	<b>54.23</b>	<b>49.26</b>	<b>49.70</b>	<b>52.77</b>
Mistral 7B v0.3 -NL	47.06	29.79	29.84	16.79	14.25	27.55	47.06	44.78	48.26	41.73	40.31	44.43
Mistral 7B v0.3 -PC	<b>62.70</b>	<b>46.90</b>	<b>37.82</b>	<b>14.78</b>	<b>23.46</b>	<b>37.13</b>	<b>62.70</b>	<b>60.16</b>	<b>56.50</b>	<b>46.92</b>	<b>50.33</b>	<b>55.32</b>
Qwen2.5 7B -NL	50.21	34.80	32.75	25.84	14.92	31.71	50.21	52.02	53.04	46.98	42.67	48.98
Qwen2.5 7B -PC	<b>61.32</b>	<b>50.72</b>	<b>35.31</b>	<b>27.45</b>	<b>17.81</b>	<b>38.52</b>	<b>61.32</b>	<b>60.62</b>	<b>56.42</b>	<b>52.33</b>	<b>50.31</b>	<b>56.20</b>
Granite 8B Code -NL	<b>44.92</b>	<b>36.70</b>	<b>33.13</b>	<b>21.01</b>	<b>13.61</b>	<b>29.88</b>	<b>44.92</b>	<b>50.35</b>	<b>50.36</b>	<b>40.70</b>	<b>39.44</b>	<b>45.15</b>
Granite 8B Code-PC	43.86	30.42	25.18	12.68	10.28	24.48	43.86	41.33	40.84	31.12	31.25	37.68
Granite 3.1 8B -NL	<b>67.38</b>	<b>55.59</b>	<b>49.77</b>	<b>38.04</b>	<b>20.69</b>	<b>46.29</b>	<b>67.38</b>	<b>66.51</b>	<b>66.17</b>	<b>60.26</b>	<b>52.68</b>	<b>62.60</b>
Granite 3.1 8B -PC	61.01	51.46	40.38	38.65	19.05	42.11	61.01	61.01	55.78	56.56	49.06	56.68

**Fine-grained Instructions:** FollowBench [Jiang et al., 2024b] includes instruction tasks where fine-grained constraints are incrementally introduced at each ‘level’. The dataset consists of 5 levels of constraints applied to different task types - ‘style’, ‘situations’, ‘content’, ‘format’ and ‘examples’. Models are scored by assessing how well all constraints are satisfied for each instruction (hard-constraint satisfaction rate) and by assessing whether a particular constraint is satisfied, regardless of whether co-occurring constraints are satisfied are not (soft-constraint satisfaction rate).

We report the results of this experiment in Table 6. We find that with the exception of Granite 8B Code and Granite 3.1 8B models,\* all other models benefit from training with pseudo-code instructions. Further, performance gains when pseudo-code training is used are especially significant at higher (more complex) levels of constraints.

### 3.3.2 Code Tasks

Though most modern LLMs are pre-trained on a substantial amount of code data, our training mixture included only a small proportion of code-related tasks (15% of the training data). Further, these tasks were treated no differently than other NL tasks. For example, for a code-synthesis task, before attempting the code-task models first need to generate a pseudo-code of the instruction and then create the code requested. Also, given that our SFT training uses a python-like representation for pseudo-code, we investigate how the performance is affected by the inclusion of such pseudo-code using the HumanEvalPack code benchmark [Muennighoff et al., 2024].

The HumanEvalPack benchmark consists of 3 main categories of tasks including – Code Repair, Code Explanation, Code Synthesis across 6 programming languages – Python, JavaScript, Java, Go, C++ and Rust. Following prior work [Chen et al., 2021, Muennighoff et al., 2024], we evaluate the performance of all code tasks using the Pass@1 metric, which measures the rate at which the first generated solution passes all test cases upon execution.

Based on Table 7, we find that pseudo-code (PC) instruction-training using our mixture consistently reduces performance across all models and tasks compared to natural language (NL) tuning. The drop is especially sharp for Python tasks; supporting the hypothesis that our Python-like pseudo-code

\*We inspected the results from the Granite models but could not find a pattern that explains this behavior.



Table 7: Model performance on low-score HumanEval benchmarks. Metrics: FixD = FixDocs, FixT = FixTests, Synth = Synthesize, ExplSyn = ExplainSynthesize, Py = Python, Oth = Other.

Model	FixD-Py	FixD-Oth	FixT-Py	FixT-Oth	Synth-Py	Synth-Oth	ExplSyn-Py	ExplSyn-Oth	Avg
Llama 3.1 8B -NL	<b>0.439</b>	<b>0.111</b>	<b>0.22</b>	<b>0.066</b>	<b>0.402</b>	0.104	0.268	0.087	<b>0.212</b>
Llama 3.1 8B -PC	0.189	0.039	0.122	0.024	0.262	<b>0.121</b>	<b>0.299</b>	<b>0.109</b>	0.146
Mistral 7B v0.3 -NL	<b>0.177</b>	<b>0.043</b>	<b>0.079</b>	<b>0.029</b>	<b>0.250</b>	0.071	<b>0.220</b>	<b>0.051</b>	<b>0.115</b>
Mistral 7B v0.3 -PC	0.085	0.009	0.030	0.002	0.195	<b>0.080</b>	0.122	0.040	0.071
Qwen2.5 7B -NL	<b>0.720</b>	<b>0.205</b>	<b>0.500</b>	<b>0.160</b>	<b>0.604</b>	<b>0.184</b>	<b>0.543</b>	<b>0.146</b>	<b>0.383</b>
Qwen2.5 7B -PC	0.268	0.154	0.457	0.12	0.055	0.184	0.226	0.095	0.195
Granite 8B Code -NL	<b>0.634</b>	<b>0.200</b>	<b>0.396</b>	<b>0.129</b>	<b>0.537</b>	0.155	<b>0.427</b>	<b>0.133</b>	<b>0.326</b>
Granite 8B Code -PC	0.512	0.145	0.299	0.111	0.372	<b>0.156</b>	0.360	0.132	0.261
Granite 3.1 8B -NL	<b>0.488</b>	<b>0.139</b>	<b>0.256</b>	<b>0.094</b>	<b>0.476</b>	<b>0.144</b>	<b>0.311</b>	<b>0.100</b>	<b>0.251</b>
Granite 3.1 8B -PC	0.110	0.032	0.030	0.013	0.390	0.129	0.140	0.052	0.112

affects real Python code understanding. Code synthesis is the most affected task, with models like Qwen2.5 7B dropping from 0.604 to 0.055 (Pass@1). Code repair and explanation also degrade, though less severely. This suggests that training with pseudo-code instructions requires careful consideration of the nature and amount of code tasks provided during SFT.

## 4 Related Work

Our work is most closely related to the creation of intermediate thinking/reasoning representations LLMs. Most often, these are applied at inference time - styles include simple prompts to elicit thinking [Kojima et al., 2022], instructions that guide LLMs to breakdown tasks and plan [Xu et al., 2023], structured representation and meta chain-of-thought (eg: Tree Of Thoughts [Yao et al., 2023a], Graph of Thoughts [Besta et al., 2024], Table of Thoughts [Sun et al., 2025], Buffer of Thoughts [Yang et al., 2024b]), specialized representations for tasks (eg: Tabular Reasoning [Wang et al., 2024], Numerical Reasoning [Chen et al., 2023], Code Generation [Li et al., 2025], Conditional QA [Lin et al., 2024]), etc. Additionally, prompting strategies that use code-like representation to aid thinking have also been developed [Mishra et al., 2023, Li et al., 2024a, Puerto et al., 2024]. Our work extends this body of work on the use of code-like representations - specifically, instead of relying on tedious few-shot demonstrations to elicit code-generation during inference, we fine-tune models to do this as part of a ‘thinking’ step before returning the answer. We mirror the approach taken by Mishra et al. [2023] and Puerto et al. [2024] of using pseudo-code as ‘instructions’ during inference and do not rely on the use of a code-emulator for line-by-line attempted execution used in Chain-of-Code [Li et al., 2024a]. Thus, our models do not require external code-execution environments or emulators can be used as drop-in replacements for their corresponding NL-instruction-tuned model counterparts.

## 5 Conclusion and Future Work

In this paper experimented with an instruction-tuning strategy that trains models to first re-express the instruction in pseudo-code before attempting to answer the task. We modified a portion of the publicly available TuluV2 dataset [Iverson et al., 2023] and trained 5 publicly available base models. We conducted rigorous experiments on a variety of instruction-following tasks and demonstrated the effectiveness of fine-tuning with pseudo-code as compared to only using natural language instructions. Further, we demonstrated that the performance on mathematical as well as common-sense reasoning is, on average, comparable or better than when models are trained only using NL instructions.

Our work opens up interesting directions of future work. Since we wanted to study the effect of using pseudo-code we made sure they do not contain any *chain-of-thought* or contain other forms of instruction enrichment [Qi et al., 2024, Lou et al., 2024]. Further, our results from Table 2 suggests that for some model-task combinations involving common-sense and reasoning, training with vanilla NL instructions may be better. This suggests it may be useful to explore techniques to combine capabilities such as using mixture-of-experts architectures [Jiang et al., 2024a], model merging techniques [Yang et al., 2024a], joint NL and NL-PC training mixtures, experimentation with pretraining and more. Further, our instruction-mixture did not use a lot of code-tasks; experimenting with alternative strategies of mixing code-tasks such as including code-tasks without pseudo-code generation and increasing the proportion of such tasks in the mixture could help mitigate some of

the issues related to code-task deterioration. Lastly, we believe training models to ‘think’ and ‘plan’ in ‘code’ could enable even more powerful applications where models could exploit frameworks such as LMQ [Beurer-Kellner et al., 2023] for control-flow to support mixed LLM-executable and code-executable programs.

## References

- Aida Amini, Saadia Gabriel, Shanchuan Lin, Rik Koncel-Kedziorski, Yejin Choi, and Hannaneh Hajishirzi. MathQA: Towards interpretable math word problem solving with operation-based formalisms. In Jill Burstein, Christy Doran, and Thamar Solorio, editors, *Proceedings of the 2019 Conference of the North American Chapter of the Association for Computational Linguistics: Human Language Technologies, Volume 1 (Long and Short Papers)*, pages 2357–2367, Minneapolis, Minnesota, June 2019. Association for Computational Linguistics. doi: 10.18653/v1/N19-1245. URL <https://aclanthology.org/N19-1245/>.
- Debangshu Banerjee, Tarun Suresh, Shubham Ugare, Sasa Misailovic, and Gagandeep Singh. Crane: Reasoning with constrained llm generation, 2025. URL <https://arxiv.org/abs/2502.09061>.
- Hritik Bansal, Arian Hosseini, Rishabh Agarwal, Vinh Q. Tran, and Mehran Kazemi. Smaller, weaker, yet better: Training LLM reasoners via compute-optimal sampling. In *The Thirteenth International Conference on Learning Representations*, 2025. URL <https://openreview.net/forum?id=30yaXFQuD1>.
- Maciej Besta, Nils Blach, Ales Kubicek, Robert Gerstenberger, Michal Podstawski, Lukas Gianinazzi, Joanna Gajda, Tomasz Lehmann, Hubert Niewiadomski, Piotr Nyczyk, et al. Graph of thoughts: Solving elaborate problems with large language models. In *Proceedings of the AAAI Conference on Artificial Intelligence*, volume 38, pages 17682–17690, 2024.
- Luca Beurer-Kellner, Marc Fischer, and Martin Vechev. Prompting is programming: A query language for large language models. *Proc. ACM Program. Lang.*, 7(PLDI), June 2023. doi: 10.1145/3591300. URL <https://doi.org/10.1145/3591300>.
- Yonatan Bisk, Rowan Zellers, Ronan Le bras, Jianfeng Gao, and Yejin Choi. Piqa: Reasoning about physical commonsense in natural language. *Proceedings of the AAAI Conference on Artificial Intelligence*, 34(05):7432–7439, Apr. 2020. doi: 10.1609/aaai.v34i05.6239. URL <https://ojs.aaai.org/index.php/AAAI/article/view/6239>.
- Sahil Chaudhary. Code alpaca: An instruction-following llama model for code generation. <https://github.com/sahil280114/codealpaca>, 2023.
- Mark Chen, Jerry Tworek, Heewoo Jun, Qiming Yuan, Henrique Ponde de Oliveira Pinto, Jared Kaplan, Harri Edwards, Yuri Burda, Nicholas Joseph, Greg Brockman, et al. Evaluating large language models trained on code. *arXiv e-prints*, pages arXiv–2107, 2021.
- Wenhu Chen, Xueguang Ma, Xinyi Wang, and William W. Cohen. Program of thoughts prompting: Disentangling computation from reasoning for numerical reasoning tasks. *Transactions on Machine Learning Research*, 2023. ISSN 2835-8856. URL <https://openreview.net/forum?id=YfZ4ZPt8zd>.
- Peter Clark, Isaac Cowhey, Oren Etzioni, Tushar Khot, Ashish Sabharwal, Carissa Schoenick, and Oyvind Tafjord. Think you have solved question answering? try arc, the ai2 reasoning challenge. *arXiv:1803.05457v1*, 2018.
- K. Cobbe, V. Kosaraju, J. Tworek, H. Jun, M. Plappert, D. Hendrycks, S. Goel, M. Fath, S. Jha, and P. Ghasemi. Training verifiers to solve math word problems. *arXiv preprint arXiv:2110.14168*, 2021.
- Tri Dao. Flashattention-2: Faster attention with better parallelism and work partitioning. In *The Twelfth International Conference on Learning Representations*, 2024. URL <https://openreview.net/forum?id=mZn2Xyh9Ec>.

- DeepSeek-AI, Daya Guo, Dejian Yang, Haowei Zhang, Junxiao Song, Ruoyu Zhang, Runxin Xu, Qihao Zhu, Shirong Ma, Peiyi Wang, Xiao Bi, Xiaokang Zhang, Xingkai Yu, Yu Wu, Z. F. Wu, Zhibin Gou, Zhihong Shao, Zhuoshu Li, Ziyi Gao, Aixin Liu, Bing Xue, Bingxuan Wang, Bochao Wu, Bei Feng, Chengda Lu, Chenggang Zhao, Chengqi Deng, Chenyu Zhang, Chong Ruan, Damai Dai, Deli Chen, Dongjie Ji, Erhang Li, Fangyun Lin, Fucong Dai, Fuli Luo, Guangbo Hao, Guanting Chen, Guowei Li, H. Zhang, Han Bao, Hanwei Xu, Haocheng Wang, Honghui Ding, Huajian Xin, Huazuo Gao, Hui Qu, Hui Li, Jianzhong Guo, Jiashi Li, Jiawei Wang, Jingchang Chen, Jingyang Yuan, Junjie Qiu, Junlong Li, J. L. Cai, Jiaqi Ni, Jian Liang, Jin Chen, Kai Dong, Kai Hu, Kaige Gao, Kang Guan, Kexin Huang, Kuai Yu, Lean Wang, Lecong Zhang, Liang Zhao, Litong Wang, Liyue Zhang, Lei Xu, Leyi Xia, Mingchuan Zhang, Minghua Zhang, Minghui Tang, Meng Li, Miaojun Wang, Mingming Li, Ning Tian, Panpan Huang, Peng Zhang, Qiancheng Wang, Qinyu Chen, Qiushi Du, Ruiqi Ge, Ruisong Zhang, Ruizhe Pan, Runji Wang, R. J. Chen, R. L. Jin, Ruyi Chen, Shanghao Lu, Shangyan Zhou, Shanhuang Chen, Shengfeng Ye, Shiyu Wang, Shuiping Yu, Shunfeng Zhou, Shuting Pan, S. S. Li, Shuang Zhou, Shaoqing Wu, Shengfeng Ye, Tao Yun, Tian Pei, Tianyu Sun, T. Wang, Wangding Zeng, Wanbiao Zhao, Wen Liu, Wenfeng Liang, Wenjun Gao, Wenqin Yu, Wentao Zhang, W. L. Xiao, Wei An, Xiaodong Liu, Xiaohan Wang, Xiaokang Chen, Xiaotao Nie, Xin Cheng, Xin Liu, Xin Xie, Xingchao Liu, Xinyu Yang, Xinyuan Li, Xuecheng Su, Xuheng Lin, X. Q. Li, Xiangyue Jin, Xiaojin Shen, Xiaosha Chen, Xiaowen Sun, Xiaoxiang Wang, Xinnan Song, Xinyi Zhou, Xianzu Wang, Xinxia Shan, Y. K. Li, Y. Q. Wang, Y. X. Wei, Yang Zhang, Yanhong Xu, Yao Li, Yao Zhao, Yaofeng Sun, Yaohui Wang, Yi Yu, Yichao Zhang, Yifan Shi, Yiliang Xiong, Ying He, Yishi Piao, Yisong Wang, Yixuan Tan, Yiyang Ma, Yiyuan Liu, Yongqiang Guo, Yuan Ou, Yuduan Wang, Yue Gong, Yuheng Zou, Yujia He, Yunfan Xiong, Yuxiang Luo, Yuxiang You, Yuxuan Liu, Yuyang Zhou, Y. X. Zhu, Yanhong Xu, Yanping Huang, Yaohui Li, Yi Zheng, Yuchen Zhu, Yunxian Ma, Ying Tang, Yukun Zha, Yuting Yan, Z. Z. Ren, Zehui Ren, Zhangli Sha, Zhe Fu, Zhean Xu, Zhenda Xie, Zhengyan Zhang, Zhewen Hao, Zhicheng Ma, Zhigang Yan, Zhiyu Wu, Zihui Gu, Zijia Zhu, Zijun Liu, Zilin Li, Ziwei Xie, Ziyang Song, Zizheng Pan, Zhen Huang, Zhipeng Xu, Zhongyu Zhang, and Zhen Zhang. Deepseek-r1: Incentivizing reasoning capability in llms via reinforcement learning, 2025. URL <https://arxiv.org/abs/2501.12948>.
- Guanting Dong, Keming Lu, Chengpeng Li, Tingyu Xia, Bowen Yu, Chang Zhou, and Jingren Zhou. Self-play with execution feedback: Improving instruction-following capabilities of large language models. In *The Thirteenth International Conference on Learning Representations*, 2025. URL <https://openreview.net/forum?id=cRR0oDFEBC>.
- Shirley Anugrah Hayati, Taehee Jung, Tristan Bodding-Long, Sudipta Kar, Abhinav Sethy, Joo-Kyung Kim, and Dongyeop Kang. Chain-of-instructions: Compositional instruction tuning on large language models. *Proceedings of the AAAI Conference on Artificial Intelligence*, 39(22): 24005–24013, Apr. 2025. doi: 10.1609/aaai.v39i22.34574. URL <https://ojs.aaai.org/index.php/AAAI/article/view/34574>.
- Qianyu He, Jie Zeng, Qianxi He, Jiaqing Liang, and Yanghua Xiao. From complex to simple: Enhancing multi-constraint complex instruction following ability of large language models. In Yaser Al-Onaizan, Mohit Bansal, and Yun-Nung Chen, editors, *Findings of the Association for Computational Linguistics: EMNLP 2024*, pages 10864–10882, Miami, Florida, USA, November 2024. Association for Computational Linguistics. doi: 10.18653/v1/2024.findings-emnlp.637. URL <https://aclanthology.org/2024.findings-emnlp.637/>.
- Yerin Hwang, Yongil Kim, Jahyun Koo, Taegwan Kang, Hyunkyoung Bae, and Kyomin Jung. Llms can be easily confused by instructional distractions, 2025. URL <https://arxiv.org/abs/2502.04362>.
- Hamish Ivison, Yizhong Wang, Valentina Pyatkin, Nathan Lambert, Matthew Peters, Pradeep Dasigi, Joel Jang, David Wadden, Noah A. Smith, Iz Beltagy, and Hannaneh Hajishirzi. Camels in a changing climate: Enhancing lm adaptation with tulu 2, 2023. URL <https://arxiv.org/abs/2311.10702>.
- Albert Q. Jiang, Alexandre Sablayrolles, Arthur Mensch, Chris Bamford, Devendra Singh Chaplot, Diego de las Casas, Florian Bressand, Gianna Lengyel, Guillaume Lample, Lucile Saulnier, L  lio Renard Lavaud, Marie-Anne Lachaux, Pierre Stock, Teven Le Scao, Thibaut Lavril, Thomas Wang, Timoth  e Lacroix, and William El Sayed. Mistral 7b, 2023. URL <https://arxiv.org/abs/2310.06825>.

- Albert Q. Jiang, Alexandre Sablayrolles, Antoine Roux, Arthur Mensch, Blanche Savary, Chris Bamford, Devendra Singh Chaplot, Diego de las Casas, Emma Bou Hanna, Florian Bressand, Gianna Lengyel, Guillaume Bour, Guillaume Lample, L  lio Renard Lavaud, Lucile Saulnier, Marie-Anne Lachaux, Pierre Stock, Sandeep Subramanian, Sophia Yang, Szymon Antoniak, Teven Le Scao, Th  ophile Gerv  t, Thibaut Lavril, Thomas Wang, Timoth  e Lacroix, and William El Sayed. Mixtral of experts, 2024a. URL <https://arxiv.org/abs/2401.04088>.
- Yuxin Jiang, Yufei Wang, Xingshan Zeng, Wanjun Zhong, Liangyou Li, Fei Mi, Lifeng Shang, Xin Jiang, Qun Liu, and Wei Wang. FollowBench: A multi-level fine-grained constraints following benchmark for large language models. In Lun-Wei Ku, Andre Martins, and Vivek Srikumar, editors, *Proceedings of the 62nd Annual Meeting of the Association for Computational Linguistics (Volume 1: Long Papers)*, pages 4667–4688, Bangkok, Thailand, August 2024b. Association for Computational Linguistics. doi: 10.18653/v1/2024.acl-long.257. URL <https://aclanthology.org/2024.acl-long.257/>.
- Takeshi Kojima, Shixiang Shane Gu, Machel Reid, Yutaka Matsuo, and Yusuke Iwasawa. Large language models are zero-shot reasoners. In *Proceedings of the 36th International Conference on Neural Information Processing Systems, NIPS ’22*, Red Hook, NY, USA, 2022. Curran Associates Inc. ISBN 9781713871088.
- Woosuk Kwon, Zhuohan Li, Siyuan Zhuang, Ying Sheng, Lianmin Zheng, Cody Hao Yu, Joseph E. Gonzalez, Hao Zhang, and Ion Stoica. Efficient memory management for large language model serving with pagedattention. In *Proceedings of the ACM SIGOPS 29th Symposium on Operating Systems Principles*, 2023.
- Chengshu Li, Jacky Liang, Andy Zeng, Xinyun Chen, Karol Hausman, Dorsa Sadigh, Sergey Levine, Li Fei-Fei, Fei Xia, and Brian Ichter. Chain of code: reasoning with a language model-augmented code emulator. In *Proceedings of the 41st International Conference on Machine Learning, ICML’24*. JMLR.org, 2024a.
- Jia Li, Ge Li, Yongmin Li, and Zhi Jin. Structured chain-of-thought prompting for code generation. *ACM Transactions on Software Engineering and Methodology*, 34(2):1–23, 2025.
- Shiyang Li, Jun Yan, Hai Wang, Zheng Tang, Xiang Ren, Vijay Srinivasan, and Hongxia Jin. Instruction-following evaluation through verbalizer manipulation. In Kevin Duh, Helena Gomez, and Steven Bethard, editors, *Findings of the Association for Computational Linguistics: NAACL 2024*, pages 3678–3692, Mexico City, Mexico, June 2024b. Association for Computational Linguistics. doi: 10.18653/v1/2024.findings-naacl.233. URL <https://aclanthology.org/2024.findings-naacl.233/>.
- Jiuheng Lin, Yuxuan Lai, and Yansong Feng. Chain of condition: Construct, verify and solve conditions for conditional question answering. In Yaser Al-Onaizan, Mohit Bansal, and Yun-Nung Chen, editors, *Findings of the Association for Computational Linguistics: EMNLP 2024*, pages 16596–16611, Miami, Florida, USA, November 2024. Association for Computational Linguistics. doi: 10.18653/v1/2024.findings-emnlp.968. URL <https://aclanthology.org/2024.findings-emnlp.968/>.
- Shayne Longpre, Le Hou, Tu Vu, Albert Webson, Hyung Won Chung, Yi Tay, Denny Zhou, Quoc V. Le, Barret Zoph, Jason Wei, and Adam Roberts. The flan collection: designing data and methods for effective instruction tuning. In *Proceedings of the 40th International Conference on Machine Learning, ICML’23*. JMLR.org, 2023a.
- Shayne Longpre, Le Hou, Tu Vu, Albert Webson, Hyung Won Chung, Yi Tay, Denny Zhou, Quoc V. Le, Barret Zoph, Jason Wei, et al. The flan collection: Designing data and methods for effective instruction tuning. *arXiv preprint arXiv:2301.13688*, 2023b.
- Ilya Loshchilov and Frank Hutter. Decoupled weight decay regularization. In *International Conference on Learning Representations*, 2019. URL <https://openreview.net/forum?id=Bkg6RiCqY7>.
- Renze Lou, Kai Zhang, Jian Xie, Yuxuan Sun, Janice Ahn, Hanzi Xu, Yu Su, and Wenpeng Yin. MUFFIN: Curating multi-faceted instructions for improving instruction following. In *The Twelfth International Conference on Learning Representations*, 2024. URL <https://openreview.net/forum?id=1vrS1zwekw>.

- Mayank Mishra, Prince Kumar, Riyaz Bhat, Rudra Murthy, Danish Contractor, and Srikanth Tamil-selvam. Prompting with pseudo-code instructions. In Houda Bouamor, Juan Pino, and Kalika Bali, editors, *Proceedings of the 2023 Conference on Empirical Methods in Natural Language Processing*, pages 15178–15197, Singapore, December 2023. Association for Computational Linguistics. doi: 10.18653/v1/2023.emnlp-main.939. URL <https://aclanthology.org/2023.emnlp-main.939/>.
- Mayank Mishra, Matt Stallone, Gaoyuan Zhang, Yikang Shen, Aditya Prasad, Adriana Meza Soria, Michele Merler, Parameswaran Selvam, Saptha Surendran, Shivdeep Singh, Manish Sethi, Xuan-Hong Dang, Pengyuan Li, Kun-Lung Wu, Syed Zawad, Andrew Coleman, Matthew White, Mark Lewis, Raju Pavuluri, Yan Koyfman, Boris Lublinsky, Maximilien de Bayser, Ibrahim Abdelaziz, Kinjal Basu, Mayank Agarwal, Yi Zhou, Chris Johnson, Aanchal Goyal, Hima Patel, Yousaf Shah, Petros Zefos, Heiko Ludwig, Asim Munawar, Maxwell Crouse, Pavan Kapanipathi, Shweta Salaria, Bob Calio, Sophia Wen, Seetharami Seelam, Brian Belgodere, Carlos Fonseca, Amith Singhee, Nirmal Desai, David D. Cox, Ruchir Puri, and Rameswar Panda. Granite code models: A family of open foundation models for code intelligence, 2024. URL <https://arxiv.org/abs/2405.04324>.
- Arindam Mitra, Luciano Del Corro, Guoqing Zheng, Shweti Mahajan, Dany Rouhana, Andres Codas, Yadong Lu, Wei ge Chen, Olga Vrousos, Corby Rosset, Fillipe Silva, Hamed Khanpour, Yash Lara, and Ahmed Awadallah. Agentinstruct: Toward generative teaching with agentic flows, 2024. URL <https://arxiv.org/abs/2407.03502>.
- Niklas Muennighoff, Qian Liu, Armel Randy Zebaze, Qinkai Zheng, Binyuan Hui, Terry Yue Zhuo, Swayam Singh, Xiangru Tang, Leandro Von Werra, and Shayne Longpre. Octopack: Instruction tuning code large language models. In *The Twelfth International Conference on Learning Representations*, 2024. URL <https://openreview.net/forum?id=mw1PWNSWZP>.
- Rudra Murthy, Praveen Venkateswaran, Prince Kumar, and Danish Contractor. Evaluating the instruction-following abilities of language models using knowledge tasks, 2025. URL <https://arxiv.org/abs/2410.12972>.
- Baolin Peng, Chunyuan Li, Pengcheng He, Michel Galley, and Jianfeng Gao. Instruction tuning with gpt-4. *arXiv preprint arXiv:2304.03277*, 2023.
- Chau Minh Pham, Simeng Sun, and Mohit Iyyer. Suri: Multi-constraint instruction following in long-form text generation. In Yaser Al-Onaizan, Mohit Bansal, and Yun-Nung Chen, editors, *Findings of the Association for Computational Linguistics: EMNLP 2024*, pages 1722–1753, Miami, Florida, USA, November 2024. Association for Computational Linguistics. doi: 10.18653/v1/2024.findings-emnlp.94. URL <https://aclanthology.org/2024.findings-emnlp.94/>.
- Haritz Puerto, Martin Tutek, Somak Aditya, Xiaodan Zhu, and Iryna Gurevych. Code prompting elicits conditional reasoning abilities in Text+Code LLMs. In Yaser Al-Onaizan, Mohit Bansal, and Yun-Nung Chen, editors, *Proceedings of the 2024 Conference on Empirical Methods in Natural Language Processing*, pages 11234–11258, Miami, Florida, USA, November 2024. Association for Computational Linguistics. doi: 10.18653/v1/2024.emnlp-main.629. URL <https://aclanthology.org/2024.emnlp-main.629/>.
- Yunjia Qi, Hao Peng, Xiaozhi Wang, Bin Xu, Lei Hou, and Juanzi Li. Constraint back-translation improves complex instruction following of large language models. *CoRR*, abs/2410.24175, 2024. URL <https://doi.org/10.48550/arXiv.2410.24175>.
- Qwen, :, An Yang, Baosong Yang, Beichen Zhang, Binyuan Hui, Bo Zheng, Bowen Yu, Chengyuan Li, Dayiheng Liu, Fei Huang, Haoran Wei, Huan Lin, Jian Yang, Jianhong Tu, Jianwei Zhang, Jianxin Yang, Jiaxi Yang, Jingren Zhou, Junyang Lin, Kai Dang, Keming Lu, Keqin Bao, Kexin Yang, Le Yu, Mei Li, Mingfeng Xue, Pei Zhang, Qin Zhu, Rui Men, Runji Lin, Tianhao Li, Tianyi Tang, Tingyu Xia, Xingzhang Ren, Xuancheng Ren, Yang Fan, Yang Su, Yichang Zhang, Yu Wan, Yuqiong Liu, Zeyu Cui, Zhenru Zhang, and Zihan Qiu. Qwen2.5 technical report, 2025. URL <https://arxiv.org/abs/2412.15115>.
- Rafael Rafailov, Archit Sharma, Eric Mitchell, Stefano Ermon, Christopher D. Manning, and Chelsea Finn. Direct preference optimization: Your language model is secretly a reward model, 2024. URL <https://arxiv.org/abs/2305.18290>.

- Keisuke Sakaguchi, Ronan Le Bras, Chandra Bhagavatula, and Yejin Choi. Winogrande: an adversarial winograd schema challenge at scale. *Commun. ACM*, 64(9):99–106, August 2021. ISSN 0001-0782. doi: 10.1145/3474381. URL <https://doi.org/10.1145/3474381>.
- Zhihong Shao, Peiyi Wang, Qihao Zhu, Runxin Xu, Junxiao Song, Xiao Bi, Haowei Zhang, Mingchuan Zhang, Y. K. Li, Y. Wu, and Daya Guo. Deepseekmath: Pushing the limits of mathematical reasoning in open language models, 2024. URL <https://arxiv.org/abs/2402.03300>.
- Charlie Snell, Jaehoon Lee, Kelvin Xu, and Aviral Kumar. Scaling llm test-time compute optimally can be more effective than scaling model parameters, 2024. URL <https://arxiv.org/abs/2408.03314>.
- Haoran Sun, Lixin Liu, Junjie Li, Fengyu Wang, Baohua Dong, Ran Lin, and Ruohui Huang. Conifer: Improving complex constrained instruction-following ability of large language models. *arXiv preprint arXiv:2404.02823*, 2024. URL <https://arxiv.org/abs/2404.02823>.
- Zhenjie Sun, Naihao Deng, Haofei Yu, and Jiaxuan You. Table as thought: Exploring structured thoughts in llm reasoning, 2025. URL <https://arxiv.org/abs/2501.02152>.
- Joshua Vendrow, Edward Vendrow, Sara Beery, and Aleksander Madry. Do large language model benchmarks test reliability?, 2025. URL <https://arxiv.org/abs/2502.03461>.
- Yizhong Wang, Swaroop Mishra, Pegah Alipoormolabashi, Yeganeh Kordi, Amirreza Mirzaei, Atharva Naik, Arjun Ashok, Arut Selvan Dhanasekaran, Anjana Arunkumar, David Stap, Eshaan Pathak, Giannis Karamanolakis, Haizhi Lai, Ishan Purohit, Ishani Mondal, Jacob Anderson, Kirby Kuznia, Krma Doshi, Kuntal Kumar Pal, Maitreya Patel, Mehrad Moradshahi, Mihir Parmar, Mirali Purohit, Neeraj Varshney, Phani Rohitha Kaza, Pulkit Verma, Ravsehaj Singh Puri, Rushang Karia, Savan Doshi, Shailaja Keyur Sampat, Siddhartha Mishra, Suhan Reddy A, Sumanta Patro, Tanay Dixit, and Xudong Shen. Super-NaturalInstructions: Generalization via declarative instructions on 1600+ NLP tasks. In Yoav Goldberg, Zornitsa Kozareva, and Yue Zhang, editors, *Proceedings of the 2022 Conference on Empirical Methods in Natural Language Processing*, pages 5085–5109, Abu Dhabi, United Arab Emirates, December 2022. Association for Computational Linguistics. doi: 10.18653/v1/2022.emnlp-main.340. URL <https://aclanthology.org/2022.emnlp-main.340/>.
- Zilong Wang, Hao Zhang, Chun-Liang Li, Julian Martin Eisenschlos, Vincent Perot, Zifeng Wang, Lesly Miculicich, Yasuhisa Fujii, Jingbo Shang, Chen-Yu Lee, and Tomas Pfister. Chain-of-table: Evolving tables in the reasoning chain for table understanding. In *The Twelfth International Conference on Learning Representations*, 2024. URL <https://openreview.net/forum?id=4L0xnS4GQM>.
- Bosi Wen, Pei Ke, Xiaotao Gu, Lindong Wu, Hao Huang, Jinfeng Zhou, Wenchuang Li, Binxin Hu, Wendy Gao, Jiaxing Xu, Yiming Liu, Jie Tang, Hongning Wang, and Minlie Huang. Benchmarking complex instruction-following with multiple constraints composition. In *The Thirty-eight Conference on Neural Information Processing Systems Datasets and Benchmarks Track*, 2024. URL <https://openreview.net/forum?id=U2aVNDRZGx>.
- Congying Xia, Chen Xing, Jiangshu Du, Xinyi Yang, Yihao Feng, Ran Xu, Wenpeng Yin, and Caiming Xiong. FOFO: A benchmark to evaluate LLMs’ format-following capability. In Lun-Wei Ku, Andre Martins, and Vivek Srikumar, editors, *Proceedings of the 62nd Annual Meeting of the Association for Computational Linguistics (Volume 1: Long Papers)*, pages 680–699, Bangkok, Thailand, August 2024. Association for Computational Linguistics. doi: 10.18653/v1/2024.acl-long.40. URL <https://aclanthology.org/2024.acl-long.40/>.
- Yu Xia, Rui Wang, Xu Liu, Mingyan Li, Tong Yu, Xiang Chen, Julian McAuley, and Shuai Li. Beyond chain-of-thought: A survey of chain-of-X paradigms for LLMs. In Owen Rambow, Leo Wanner, Marianna Apidianaki, Hend Al-Khalifa, Barbara Di Eugenio, and Steven Schockaert, editors, *Proceedings of the 31st International Conference on Computational Linguistics*, pages 10795–10809, Abu Dhabi, UAE, January 2025. Association for Computational Linguistics. URL <https://aclanthology.org/2025.coling-main.719/>.

- Binfeng Xu, Zhiyuan Peng, Bowen Lei, Subhabrata Mukherjee, Yuchen Liu, and Dongkuan Xu. Rewoo: Decoupling reasoning from observations for efficient augmented language models, 2023. URL <https://arxiv.org/abs/2305.18323>.
- Can Xu, Qingfeng Sun, Kai Zheng, Xiubo Geng, Pu Zhao, Jiazhan Feng, Chongyang Tao, Qingwei Lin, and Daxin Jiang. WizardLM: Empowering large pre-trained language models to follow complex instructions. In *The Twelfth International Conference on Learning Representations*, 2024. URL <https://openreview.net/forum?id=CfXh93NDgH>.
- Enneng Yang, Li Shen, Guibing Guo, Xingwei Wang, Xiaochun Cao, Jie Zhang, and Dacheng Tao. Model merging in llms, mllms, and beyond: Methods, theories, applications and opportunities, 2024a. URL <https://arxiv.org/abs/2408.07666>.
- Ling Yang, Zhaochen Yu, Tianjun Zhang, Shiyi Cao, Minkai Xu, Wentao Zhang, Joseph E. Gonzalez, and Bin CUI. Buffer of thoughts: Thought-augmented reasoning with large language models. In *The Thirty-eighth Annual Conference on Neural Information Processing Systems*, 2024b. URL <https://openreview.net/forum?id=AN01i9JPtb>.
- Shunyu Yao, Dian Yu, Jeffrey Zhao, Izhak Shafran, Tom Griffiths, Yuan Cao, and Karthik Narasimhan. Tree of thoughts: Deliberate problem solving with large language models. In A. Oh, T. Naumann, A. Globerson, K. Saenko, M. Hardt, and S. Levine, editors, *Advances in Neural Information Processing Systems*, volume 36, pages 11809–11822. Curran Associates, Inc., 2023a. URL [https://proceedings.neurips.cc/paper\\_files/paper/2023/file/271db9922b8d1f4dd7aaef84ed5ac703-Paper-Conference.pdf](https://proceedings.neurips.cc/paper_files/paper/2023/file/271db9922b8d1f4dd7aaef84ed5ac703-Paper-Conference.pdf).
- Shunyu Yao, Jeffrey Zhao, Dian Yu, Nan Du, Izhak Shafran, Karthik Narasimhan, and Yuan Cao. ReAct: Synergizing reasoning and acting in language models. In *International Conference on Learning Representations (ICLR)*, 2023b.
- Rowan Zellers, Ari Holtzman, Yonatan Bisk, Ali Farhadi, and Yejin Choi. HellaSwag: Can a machine really finish your sentence? In Anna Korhonen, David Traum, and Lluís Màrquez, editors, *Proceedings of the 57th Annual Meeting of the Association for Computational Linguistics*, pages 4791–4800, Florence, Italy, July 2019. Association for Computational Linguistics. doi: 10.18653/v1/P19-1472. URL <https://aclanthology.org/P19-1472/>.
- Jeffrey Zhou, Tianjian Lu, Swaroop Mishra, Siddhartha Brahma, Sujoy Basu, Yi Luan, Denny Zhou, and Le Hou. Instruction-following evaluation for large language models, 2023. URL <https://arxiv.org/abs/2311.07911>.

## A Overview of Appendix

Our appendix is organized as follows. We begin by including PC and NL training samples in Appendix Section B. Then we include sample outputs from trained models in Appendix Section C. We then include the quantitative and qualitative results of running the Repair stage in Appendix Section D. We include data specific instances pseudo-code programs used in the creation of training data in Appendix Section E and then provide details on how model outputs are processed for evaluation in Appendix Section F. Finally, we include some details on statistical significance (Appendix Section G) and conclude the Appendix by discussing limitations of our work in Appendix Section H.

## B Training Sample

Figure 3 and 4 shows training samples for PC and NL respectively.

## C Qualitative Samples

### C.1 IFEval

#### C.1.1 Example 1

Input Instruction:

Figure 3: PC Training Sample

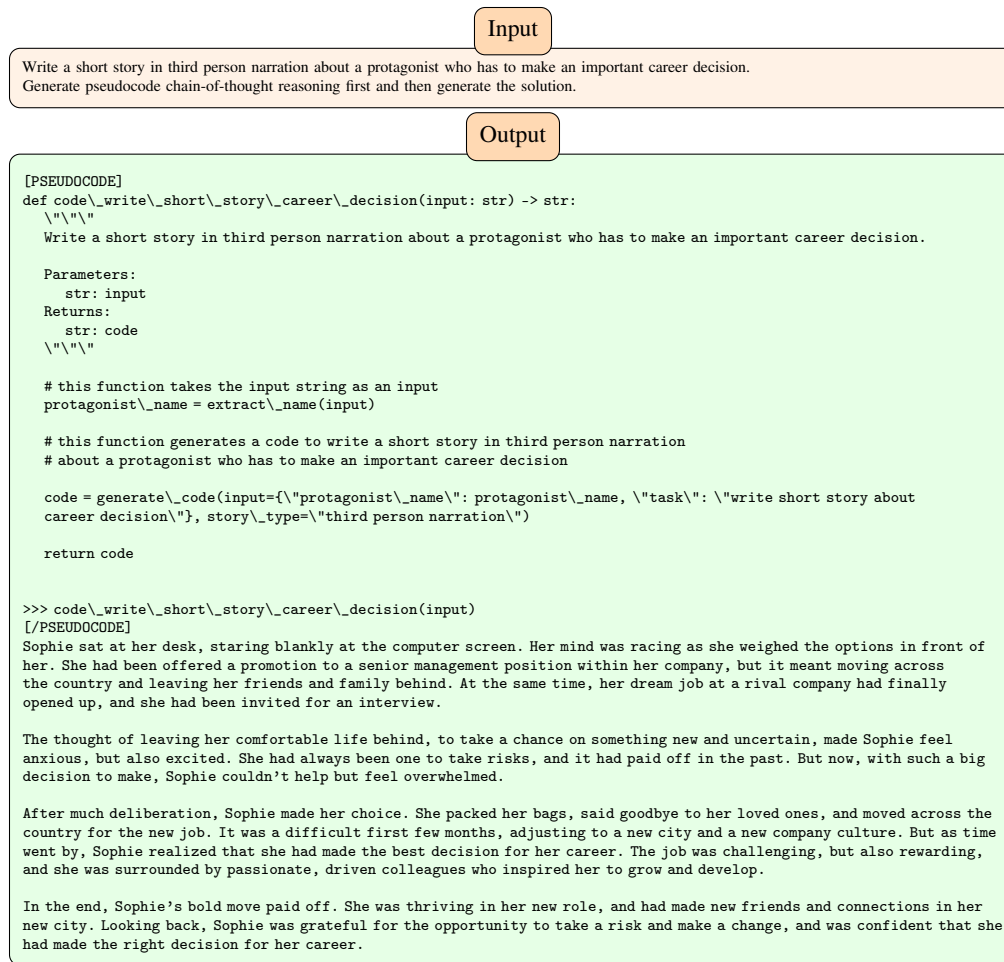
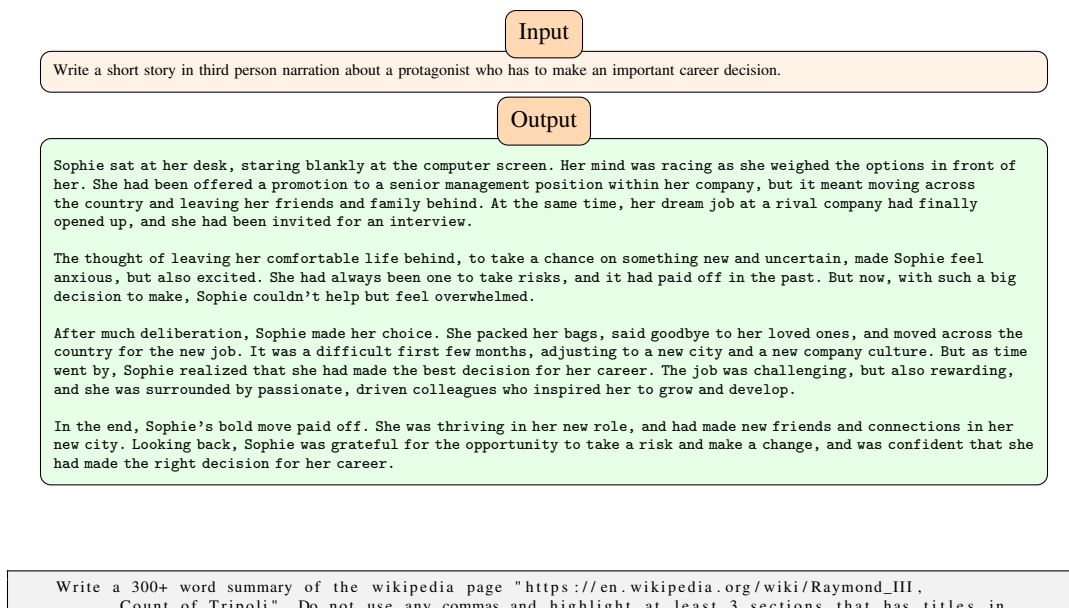


Figure 4: NL Training Sample





markdown format, for example \*highlighted section part 1\*, \*highlighted section part 2\*, \*highlighted section part 3\*.

## Output from LLama 3.1 8B-PC

```
[PSEUDOCODE]
def generate_summary(url: str) -> str:
    """
    Generate a 300+ word summary of the wikipedia page.

    Parameters:
        url: str
    Returns:
        str: summary
    """

    # this function takes the url as input and generates a summary
    summary = generate_wikipedia_summary(url=url, word_count=300)

    # this function highlights the sections with titles in markdown format
    summary = highlight_sections(summary)

    return summary

>>> generate_summary(url)
[/PSEUDOCODE]
Raymond III, Count of Tripoli (c. 1140 – 1187), also known as Raymond of Antioch, was a prince of the County of Tripoli and the Kingdom of Jerusalem. He was the son of Count Pons of Tripoli and his wife, Melisende of Jerusalem. Raymond was a member of the House of Tripoli, a branch of the House of Anjou.

Raymond III is best known for his role in the Third Crusade, where he was a vassal of King Richard the Lionheart of England. He was one of the leaders of the Crusader army that defeated the Ayyubid forces at the Battle of Arsuf in 1191. He also participated in the Siege of Acre, which lasted for two years and is considered one of the bloodiest battles of the Crusades.

In addition to his military exploits, Raymond was also involved in diplomacy. He was one of the signatories of the Treaty of Ramla, which was signed in 1157 between the Kingdom of Jerusalem and the Fatimid Caliphate. He also served as a mediator between the Crusader states and the Byzantine Empire.

Raymond III was married twice. His first wife was Eschiva of Armenia, with whom he had two sons, Bohemond and Baldwin. After her death, he married Alice of Champagne, with whom he had two daughters, Melisende and Philippa.

Raymond III died in 1187 during the Battle of Cresson. His death was a major blow to the Crusader states, as he was one of their most capable leaders. He was succeeded by his son Bohemond, who was only a child at the time, and the County of Tripoli was ruled by regents until Bohemond came of age.
```

## Output from LLama 3.1 8B-NL

```
Raymond III, Count of Tripoli (c. 1135 – 1187) was the ruler of the County of Tripoli from 1182 to 1187. He was the son of Raymond II of Tripoli and his wife Hodierna of Toron. Raymond III was involved in the Crusades and was captured by Saladin in 1187 during the Battle of Hattin. He was released after the payment of a ransom. Raymond III was also involved in the negotiations for the Third Crusade. Raymond III was married to Eschiva of Bures, with whom he had two children, Raymond and Alice.

Raymond III was involved in the Crusades and was captured by Saladin in 1187 during the Battle of Hattin. He was released after the payment of a ransom. Raymond III was also involved in the negotiations for the Third Crusade.

Raymond III, Count of Tripoli was the son of Raymond II of Tripoli and his wife Hodierna of Toron. Raymond III was involved in the Crusades and was captured by Saladin in 1187 during the Battle of Hattin. He was released after the payment of a ransom. Raymond III was also involved in the negotiations for the Third Crusade. Raymond III was married to Eschiva of Bures, with whom he had two children, Raymond and Alice.
```

Comment: As can be seen, Llama 3.1 8B-PC model first generated pseudo-code and then the final response. Not all aspects of the instruction are included in the generated pseudo-code in this example. Further, both models do not get the requirement of using section highlights correctly.

### C.1.2 Example 2

#### Input Instruction:

Write a detailed review of the movie "The Social Network". Your entire response should be in English and all lower case (no capital letters whatsoever).

## Output from Qwen2.5 7B-PC

```
def review_movie_social_network() -> str:
    """
    Write a detailed review of the movie "The Social Network". The entire response should be in English and all lower case (no capital letters whatsoever).
```

```

Returns:
    str: response
"""

# this function generates a detailed review of the movie "The Social Network"
review = generate_movie_review(movie_name="The Social Network", language="English", case="lower")

return review

>>> review_movie_social_network()
[/PSEUDOCODE]
the social network is a captivating and engaging film that tells the story of mark zuckerberg and the creation
of facebook. the film is well-crafted and the acting is top-notch, with each character portrayed in a
nuanced and realistic manner. the story is engaging and the pacing is well-balanced, making for a smooth
and enjoyable viewing experience. the film also does a great job of exploring the ethical and social
implications of facebook, making it a thought-provoking and relevant addition to the film canon. overall
, the social network is a must-see for anyone interested in technology, entrepreneurship, or simply a
well-told story.

```

## Output from Qwen2.5 7B-PC

The Social Network is a 2010 biographical drama film directed by David Fincher, based on the book "The Accidental Billionaires: The Founding of Facebook, the Early Years of Mark Zuckerberg" by Ben Mezrich. The film stars Jesse Eisenberg as Mark Zuckerberg, Andrew Garfield as Eduardo Saverin, and Justin Timberlake as Sean Parker. The movie tells the story of the creation of Facebook and the legal battle that ensued between Zuckerberg and his former business partners.

The film is well-crafted and engaging, with a strong performance from Jesse Eisenberg as Zuckerberg. Eisenberg perfectly captures the character's mix of intelligence, charm, and arrogance, making him both likable and relatable. The supporting cast is also strong, with Andrew Garfield delivering a nuanced performance as Eduardo Saverin, and Justin Timberlake as the charismatic Sean Parker.

The Social Network is a well-paced film that keeps the audience engaged throughout. The story is told in a non-linear fashion, jumping back and forth between different time periods, which adds to the tension and keeps the audience guessing. The film also does a good job of balancing the drama and the humor, making it a well-rounded and enjoyable experience.

One of the highlights of the film is the portrayal of the legal battle between Zuckerberg and his former business partners. The tension and drama of the courtroom scenes are palpable, and the film does a good job of showing the impact that the lawsuit had on Zuckerberg's life and career.

Overall, The Social Network is a well-crafted and engaging film that tells a compelling story. The performances are strong, the pacing is good, and the film does a good job of balancing the drama and the humor. Highly recommended.

Comment: As can be seen, Qwen2.5 7B-PC model first generated pseudo-code and then the final response. It follows the instruction correctly, while in this particular example Qwen2.5 7B-NL fails to respond in lowercase.

## C.2 ARC

### C.2.1 Example 1

Input :

```

When the soil is saturated, earthworms move to the top of the soil to obtain oxygen. This behavior is
evidence of which biological concept in earthworms?
Options:
A. learned behavior
B. migration instinct
C. response to stimuli
D. reproductive strategy

```

Ground Truth:

```

Ground Truth:
C

Processed Ground Truth:
C

```

Output from Granite 3.1 8B-NL :

```

Generated Output:
C. Response:C.

```

```

Processed Generated Output:
C

```

## C.2.2 Example 2

Input :

```
Which statement best explains why photosynthesis is the foundation of most food webs?
Options:
A. Sunlight is the source of energy for nearly all ecosystems.
B. Most ecosystems are found on land instead of in water.
C. Carbon dioxide is more available than other gases.
D. The producers in all ecosystems are plants.
```

Ground Truth:

```
Ground Truth:
A

Processed Ground Truth:
A
```

Output from Granite 3.1 8B-PC :

```
Generated Output:
[PSEUDOCODE]
def generate_answer(question: str, options: List[str]) -> str:
    \"\"\"
    Given a question and 4 options, generate one of A, B, C, or D which best answers the question.

    Parameters:
        str: question
        List[str]: options
    Returns:
        str: answer
    \"\"\"

    # read the question and the options
    # use our knowledge to select the best option
    # return the selected option

>>> generate_answer(Given a question and 4 options, generate one of A, B, C, or D which best answers the
question.
Question: Which statement best explains why photosynthesis is the foundation of most food webs?
Options:
A. Sunlight is the source of energy for nearly all ecosystems.
B. Most ecosystems are found on land instead of in water.
C. Carbon dioxide is more available than other gases.
D. The producers in all ecosystems are plants.
Answer: A.)
[/[PSEUDOCODE]]
Sunlight is the source of energy for nearly all ecosystems.
```

```
Processed Generated Output:
A
```

## C.3 GSM8K

### C.3.1 Example 1

Input :

```
Toulouse has twice as many sheep as Charleston. Charleston has 4 times as many sheep as Seattle. How many
sheep do Toulouse, Charleston, and Seattle have together if Seattle has 20 sheep?
```

Ground Truth:

```
Ground Truth:
If Seattle has 20 sheep, Charleston has 4 * 20 sheep = <<20*4=80>>80 sheep\nToulouse has twice as many
sheep as Charleston, which is 2 * 80 sheep = <<2*80=160>>160 sheep\nTogether, the three has 20 sheep
+ 160 sheep + 80 sheep = <<20+160+80=260>>260 sheep\n#### 260

Processed Ground Truth:
260
```

Output from Llama 3.1 8B-NL :

```
Generated Output:
C. Response:4
```

```
Processed Generated Output:
4
```

## C.3.2 Example 2

Input :

Eliza's rate per hour for the first 40 hours she works each week is \$10. She also receives an overtime pay of 1.2 times her regular hourly rate. If Eliza worked for 45 hours this week, how much are her earnings for this week?

Ground Truth:

Ground Truth:  
Eliza is entitled to  $45 - 40 = 5$  hours overtime pay. Her hourly rate for the overtime pay is  $\$10 \times 1.2 = \$12$ . So, Eliza will receive  $\$12 \times 5 = \$60$  for overtime pay. Her regular weekly earning is  $\$10 \times 40 = \$400$ . Thus, Eliza will receive a total of  $\$400 + \$60 = \$460$  for this week's work.

Processed Ground Truth:  
460

Output from Llama 3.1 8B-PC :

```
Generated Output:
[PSEUDOCODE]
def eliza_weekly_earnings() -> str:
    \"\"\"
        Eliza's rate per hour for the first 40 hours she works each week is $10. She also receives an overtime
        pay of 1.2 times her regular hourly rate. If Eliza worked for 45 hours this week, how much are
        her earnings for this week?

    Returns:
        str: response
    \"\"\"

    # this function takes in the number of hours Eliza worked this week
    hours_worked = 45

    # this function calculates the regular pay for the first 40 hours
    regular_pay = calculate_regular_pay(hours=40, hourly_rate=10)

    # this function calculates the overtime pay
    overtime_pay = calculate_overtime_pay(hours=hours_worked - 40, hourly_rate=10)

    # this function calculates the total pay
    total_pay = regular_pay + overtime_pay

    return \"Eliza's earnings for this week is $\" + str(total_pay)

>>> eliza_weekly_earnings()
[/PSEUDOCODE]
For the first 40 hours, Eliza earns  $\$10 \times 40 = \$400$ .
For the overtime hours, Eliza earns  $1.2 \times \$10 = \$12$  per hour.
Therefore, for the 5 overtime hours, Eliza earns  $\$12 \times 5 = \$60$ .
Thus, Eliza's total earnings for the week is  $\$400 + \$60 = \$460$ .
```

Processed Generated Output:  
460

## C.4 GSM8K Platinum

### C.4.1 Example 1

Input :

Claire makes a 3 egg omelet every morning for breakfast. How many dozens of eggs will she eat in 4 weeks?  
?\\nAnswer:

Ground Truth:

Ground Truth:  
She eats 3 eggs every day and there are 7 days in a week so she eats  $3 \times 7 = 21$  eggs a week. After 4 weeks she will have eaten  $4 \times 21 = 84$  eggs. There are 12 eggs in 1 dozen and she'll eat  $84 / 12 = 7$  dozen eggs.

Processed Ground Truth:  
7

Output from Granite 3.1 8B-NL :

Generated Output:  
Response: 16

Processed Generated Output:  
16

## C.4.2 Example 2

Input :

Greg has an alarm set to ring three times a day as a reminder. When the alarm goes off, it continues to ring until Greg turns it off. The first time it went off today, it rang four times. The second time it went off, it rang for three times as long as the first time. The third time, it rang for half as long as the second time. How many times did the alarm ring in all?

Ground Truth:

Ground Truth:  
The second time Greg's alarm went off, it rang three times as long as the first, so it rang  $3 * 4 = 12$  times the second time. The third time it went off, it rang half as long as the second, so it rang  $12 / 2 = 6$  times the third time. In all, Greg's alarm rang  $4 + 12 + 6 = 22$  times.

Processed Ground Truth:  
22

Output from Qwen2.5 7B-PC :

```
Generated Output:
The second time the alarm went off, it rang for  $4 * 3 = 12$  times. The third time the alarm went off, it rang for  $12 / 2 = 6$  times. In total, the alarm rang  $4 + 12 + 6 = 22$  times.
[PSEUDOCODE]
def answer_question(question: str) -> str:
    """
    This function answers the given question

    Parameters:
        str: question
    Returns:
        str: answer
    """

    # this function extracts the question from the input
    question = extract_question(question)

    # this function generates the answer to the question
    answer = generate_answer(question)

    return answer

>>> answer_question(Answer the following question. Generate pseudocode chain-of-thought reasoning first and then generate the solution.
Question: Greg has an alarm set to ring three times a day as a reminder. When the alarm goes off, it continues to ring until Greg turns it off. The first time it went off today, it rang four times. The second time it went off, it rang for three times as long as the first time. The third time, it rang for half as long as the second time. How many times did the alarm ring in all?
Answer: The second time the alarm went off, it rang for  $4 * 3 = 12$  times. The third time the alarm went off, it rang for  $12 / 2 = 6$  times. In total, the alarm rang  $4 + 12 + 6 = 22$  times.)
[/PSEUDOCODE]
Explanation: The first time it went off, it rang 4 times. The second time it went off, it rang for three times as long as the first time, or  $4 * 3 = 12$  times. The third time, it rang for half as long as the second time, or  $12 / 2 = 6$  times. In total, the alarm rang  $4 + 12 + 6 = 22$  times.
```

Processed Generated Output:  
22

## C.5 Hellaswag

### C.5.1 Example 1

Input :

Sentence: Having an ice cream: A child sitting at restaurant table places his hands in a dessert. The child  
Options:  
0. eats the dessert and by the camera stares off into the distance.  
1. places the hands back into the dessert.  
2. uses his hands to eat the food.  
3. stands and walks towards the camera.

## Ground Truth:

```
Ground Truth:
2

Processed Ground Truth:
2
```

## Output from Mistral 7B v0.3-NL :

```
Generated Output:
Response: 2
```

```
Processed Generated Output:
2
```

## C.5.2 Example 2

### Input :

```
Sentence: Cutting the grass: A man walks outside plugs his lawn mower in and gets ready to mow. He starts
mowing his lawn casually going over all the grass. His dog
Options:
0. comes outside and starts to follow him a little while he's closer to the house.
1. comes outside and takes a closer look at the man mowing, after he picks up the mower.
2. runs loose and feeds on his movements.
3. is having a seizure and starts to hop all over the lawn as he walks around.
```

## Ground Truth:

```
Ground Truth:
0

Processed Ground Truth:
0
```

## Output from Mistral 7B v0.3-PC :

```
Generated Output:
0
[PSEUDOCODE]
def generate_correct_ending(sentence: str, options: List[str]) -> int:
    \"\"\"
    Given a partial sentence and four options 0, 1, 2, and 3. Generate the option number corresponding to
    the correct ending.

    Parameters:
        sentence (str): sentence
        options (List[str]): options

    Returns:
        int: option number
    \"\"\"

    # this function checks if the partial sentence is complete or not
    if is_sentence_complete(sentence):
        # if the partial sentence is complete, then we return the option number corresponding to the
        correct ending
        return get_correct_ending(sentence, options)
    else:
        # if the partial sentence is not complete, then we return -1
        return -1

>>> generate_correct_ending(\"Cutting the grass: A man walks outside plugs his lawn mower in and gets
ready to mow. He starts mowing his lawn casually going over all the grass. His dog
Options:
0. comes outside and starts to follow him a little while he's closer to the house.
1. comes outside and takes a closer look at the man mowing, after he picks up the mower.
2. runs loose and feeds on his movements.
3. is having a seizure and starts to hop all over the lawn as he walks around.
Answer: 0\", ['0. comes outside a', 'd starts to follow him a little while he\\'s closer to the house.'])

[/PSEUDOCODE]
0
```

```
Processed Generated Output:
0
```

## C.6 MathQA

### C.6.1 Example 1

Input :

a can do a piece of work in 4 hours ; b and c together can do it in 3 hours , while a and c together can do it 2 hours . how long will b alone take to do it ?  
Options:  
a. 8 hours  
b. 10 hours  
c. 12 hours  
d. 24 hours  
e. none of these

Ground Truth:

Ground Truth:  
c  
  
Processed Ground Truth:  
12hours

Output from Granite 8B Code-NL :

Generated Output:  
cResponse: c

Processed Generated Output:  
12hours

### C.6.2 Example 2

Input :

the perimeter of a rhombus is 68 cm and one of its diagonals is 16 cm . find its area ?  
Options:  
a. 290  
b. 240  
c. 2870  
d. 289  
e. 292

Ground Truth:

Ground Truth:  
b  
  
Processed Ground Truth:  
240

Output from Llama 3.1 8B-PC :

Generated Output:  
b

Processed Generated Output:  
240

## C.7 PiQA

### C.7.1 Example 1

Input :

ice box  
Options:  
0. will turn into a cooler if you add water to it  
1. will turn into a cooler if you add soda to it

Ground Truth:

```
Ground Truth:
0

Processed Ground Truth:
0
```

Output from Granite 8B Code-NL :

```
Generated Output:
0
```

```
Processed Generated Output:
0
```

## C.7.2 Example 2

Input :

```
To obtain maximum deliciousness of the nutella cookies
Options:
0. Serve with a glass of milk
1. Serve with a glass of water
```

Ground Truth:

```
Ground Truth:
0

Processed Ground Truth:
0
```

Output from Qwen2.5 7B-PC :

```
Generated Output:
0

[PSEUDOCODE]
def answer_question(question: str, option_0: str, option_1: str) -> int:
    \"\"\"
    Given a question with two possible options 0 and 1. Generate either 0 or 1 which answers the question.

    Parameters:
        question (str): question
        option_0 (str): option 0
        option_1 (str): option 1

    Returns:
        int: answer
    \"\"\"

    # this function checks if the question is a yes/no question
    if is_yes_no_question(question):
        # this function returns 0 if the answer is no
        if answer_is_no(question):
            return 0
        # this function returns 1 if the answer is yes
        elif answer_is_yes(question):
            return 1
    # this function checks if the question is a factual question
    elif is_factual_question(question):
        # this function returns 0 if the answer is false
        if answer_is_false(question):
            return 0
        # this function returns 1 if the answer is true
        elif answer_is_true(question):
            return 1
    else:
        # this function returns 0 if the question cannot be answered
        if question_cannot_be_answered(question):
            return 0
        # this function returns 1 if the question can be answered
        elif question_can_be_answered(question):
            return 1

>>> answer_question(\"To obtain maximum deliciousness of the nutella cookies
Options:
0. Serve with a glass of milk
1. Serve with a glass of water
Answer: 0\", \"Serve with a glass of milk\", \"Serve with a glass of water\")

[/PSEUDOCODE]
0
```



Processed Generated Output:  
0

## C.8 Winogrande

### C.8.1 Example 1

Input :

Tanya told Emily she couldn't come to work because her cat had an infection , but \_ was lying .  
Options:  
1. Tanya  
2. Emily

Ground Truth:

Ground Truth:  
1  
  
Processed Ground Truth:  
Tanya

Output from Mistral 7B v0.3-NL :

Generated Output:  
2 Response: Tanya

Processed Generated Output:  
Tanya

### C.8.2 Example 2

Input :

Judy bought new brushes to paint the etched glasses crack but it didn't fit . The \_ was too narrow .  
Options:  
1. brush  
2. crack

Ground Truth:

Ground Truth:  
2  
  
Processed Ground Truth:  
2

Output from Mistral 7B v0.3-PC :

```
Generated Output:
1
[PSEUDOCODE]
def choose_best_replacement(sentence: str, option1: str, option2: str) -> str:
    \"\"\"
    Given a sentence with one of the word replaced by an underscore(_) and two options 1 and 2. Choose
    either 1 or 2 which best replaces the underscore.

    Parameters:
        sentence (str): sentence
        option1 (str): option 1
        option2 (str): option 2

    Returns:
        str: option 1 or option 2
    \"\"\"

    # this function checks if the underscore is present in the sentence
    if underscore_present_in_sentence(sentence):
        # this function checks if the option 1 is a valid replacement for the underscore
        if option1_valid_replacement(sentence, option1):
            return \"1\"
        # this function checks if the option 2 is a valid replacement for the underscore
        elif option2_valid_replacement(sentence, option2):
            return \"2\"
    return \"Invalid sentence\"
```

```
>>> choose_best_replacement("\nJudy bought new brushes to paint the etched glasses crack but it didn't fit.
    The _ was too narrow.
Options:
1. brush
2. crack
Answer: 1\", \"Judy bought new brushes to paint the etched glasses crack but it didn't fit. The _ was too
    narrow.
Options:
1. brush
2. crack
Answer: 1\", \"Judy bought new brushes to paint the etched glasses crack but it didn't fit. The _ was too
    narrow.
Options:
1. brush
2. crack
Answer: 1\")

[/PSEUDOCODE]
1
```

Processed Generated Output:  
1

Table 8: Aggregate comparison of Natural Language Prompt vs Pseudo-code Prompt on SNI v2 dataset using the `Repair` Strategy

Instruction Type	Comments	Exact Match	Rouge ALL	Rouge Gen	F1
Natural Language	-	0.3254	0.4559	0.3629	0.3575
Pseudocode	Iteration 1	0.2285	0.3206	0.2486	0.2321
	Repair with temp=0.7	0.2434	0.3478	0.2836	0.2377
	Repair with temp=0.5	0.2437	0.3498	0.2824	0.2384
	Combined	0.2979	0.4140	0.3586	0.3044

## D Repair Stage

Prompts follow on next page.

Figure 5: Prompt used for correcting the generated Pseudocode

```

Instructions:
Your task is to fix the buggy code provided above so that it passes the given testcases. Ensure that the corrected code adheres to best practices and produces the expected output.

[Instruction]
"In this task, you need to answer basic science questions. For each question, several terms are intentionally masked with ***. This masking can cover very few or many of the question words. Clearly, if masked terms are important, the modified question will be impossible to answer. Please indicate the correct answer with one of the following responses: \"A\", \"B\", \"C\", \"D\" or \"E\". While \"A\"-\"D\" correspond to the answer options provided in the input, \"E\" represents \"I don't know\" for questions that do not provide enough information. Respond via \"E\" if the question is not answerable. Do not generate anything else apart from one of the following characters: 'A', 'B', 'C', 'D', 'E'."

[Instruction]
[Buggy Code]
'''
def answer_science_question(question: str, options: str) -> str:
    """
    Given a question with some terms masked with ***. Identify the correct answer from the given options.
    If the question is not answerable then respond with "E".

    Parameters:
        question (str): question
        options (str): options

    Returns:
        str: answer
    """

    # unmask the question
    unmasked_question = unmask(question)

    # check if the question is answerable or not
    if is_question_answerable(unmasked_question):
        # if the question is answerable then return the correct answer from the given options
        return get_correct_answer(unmasked_question, options)
    else:
        # if the question is not answerable then return "E"
        return "E"
'''

[\\Buggy Code]
[Testcases]
"input": "Question: Which is an example of kinetic energy? (A) a book sitting on a shelf (B) a ball rolling down a hill (C) a runner about to start a race (D) a window getting hot from the sun."
"output": "B.",
"generated output": "'C'"

"input": "Question: A student spills a cup of water onto a table. What property of the water has changed? (A) chemical composition (B) volume (C) color (D) mass"
"output": "B.",
"generated output": "'A'"

"input": "Which of the following is made of atoms? (A) gravity (B) light (C) heat (D) air",
"output": "D."
"generated output": "'A'"

[\\Testcases]
[Correct Code]
'''
def answer_basic_science_question(question: str, option_a: str, option_b: str, option_c: str, option_d: str) -> str:
    """
    Given a question with many words/terms intentionally masked with ***, answer the question. If the masked terms in the question are important, then it will be impossible to answer. Return one of the correct options from \"A\", \"B\", \"C\", \"D\". If the question is unanswerable return \"E\" indicating \"I don't know\".

    Parameters:
        question (str): a given question
        option_a (str): option A
        option_b (str): option B
        option_c (str): option C
        option_d (str): option D

    Returns:
        str: 0 or 1
    """

    # The function looks at the words in the question and then decides if the question is answerable or not.
    Returns True if answerable else returns False.
    if question_is_answerable(question):
        # this function checks if the given candidate_answer is the correct answer to the question or not
        if correct_answer(question, candidate_answer=option_a):
            return "A"
        elif correct_answer(question, candidate_answer=option_b):
            return "B"
        elif correct_answer(question, candidate_answer=option_c):
            return "C"
        elif correct_answer(question, candidate_answer=option_d):
            return "D"
    else:
        return "E"
'''

[\\Correct Code]

```

Figure 6: Pseudocode Generated and Corrected Pseudocode

#### Natural Language Instruction

Given a document, an entity and its sentiment towards the entity, verify if it is the correct sentiment towards the entity. Answer should be yes or no. Note that URLs in the text have been replaced with [Link].

#### Generated Pseudocode

```
def verify_sentiment(document: str, entity: str, sentiment: str) -> str:
    """
    Given a document, an entity and its sentiment towards the entity, verify if it is
    the correct sentiment towards the entity.

    Parameters:
        document (str): document
        entity (str): entity
        sentiment (str): sentiment

    Returns:
        str: yes or no
    """

    # this function checks if the sentiment of the entity is present in the document
    if is_sentiment_present_in_document(document, entity, sentiment):
        return "yes"
    else:
        return "no"
```

#### Corrected Pseudocode

```
def verify_sentiment(document: str, entity: str, sentiment: str) -> str:
    """
    Given a document, an entity and its sentiment towards the entity, verify if it is the correct sentiment
    towards the entity. Answer should be yes or no.

    Parameters:
        document (str): document
        entity (str): entity
        sentiment (str): sentiment

    Returns:
        str: yes or no
    """

    # this function checks if the given sentiment is positive or negative
    if is_sentiment_positive(sentiment):
        # this function checks if the given sentiment is correct by checking the document
        if is_sentiment_correct(document, entity, sentiment):
            return "yes"
        else:
            return "no"
    else:
        # this function checks if the given sentiment is correct by checking the document
        if is_sentiment_correct(document, entity, sentiment):
            return "yes"
        else:
            return "no"
```

## E Prompts

Figure 7: One-Shot prompt along with an incontext example for Pseudocode Generation

You are provided a natural language description of a task. Your task is to generate a pseudocode instruction to solve the task and not generate a solution. The pseudocode instruction should use pythonic constructs and resemble a step-by-step algorithm to the task provided. You would be provided with a few examples of the same. The few examples would be enclosed within <Example> and </Example> tags. The natural language description of the task would be enclosed within <Instruction> and </Instruction> tags. The pseudocode for the examples would be enclosed within <Pseudocode> and </Pseudocode> tags.

<Example>  
<Instruction>  
Please design a multiplayer board game that requires players to solve puzzles while facing a swarm of clockwork scarabs as the antagonist. The game must involve a steampunk theme and allow 1-4 players to collaborate. Players must rely on each other's strengths to tackle a series of challenging riddles and puzzles. The gameplay mechanics should resemble those of Pandemic and Mechs vs Minions. The board should also include a maze-like design to increase the difficulty level of solving the puzzles.  
</Instruction>  
<Pseudocode>  
def create\_multiplayer\_board\_game() -> str:  
 """  
 Design a multiplayer steampunk-themed board game  
 where 1-4 players collaborate to solve puzzles and  
 riddles while confronting a clockwork scarab swarm antagonist.  
 The gameplay mechanics should be similar to "Pandemic"  
 and "Mechs vs Minions," with a maze-like board to enhance  
 puzzle difficulty.  
  
 Returns:  
 str: response  
 """  
  
 return generate\_multiplayer\_board\_game(  
 theme="steampunk-themed",  
 elements=["puzzle", "riddle"],  
 min\_players=1,  
 max\_players=4,  
 antagonist="clockwork scarab swarm antagonist",  
 gameplay\_mechanics=["Pandemic", "Mechs vs Minions"],  
 board\_type="maze\_like"  
 )  
  
# program  
{  
 "method": "create\_multiplayer\_board\_game",  
 "return": "str",  
 "execute": "create\_multiplayer\_board\_game()",  
}  
</Pseudocode>  
</Example>  
<Example>  
<Instruction>  
This task involves asking a question, providing a set of 2 options. You are expected to choose the best answer to the question. The output will be in the form of A or B, corresponding to which option is chosen.  
</Instruction>  
<Pseudocode>

Figure 8: Pseudocode for CoT Creak Dataset

```
def answer_question_given_options(question_with_options: str) -> str:
    """
    Given a question and options, the task is to generate the correct option. Additionally,
    generate an explanation for the same.

    Parameters:
        str: question_with_options
    Returns:
        str: answer_with_explanation
    """

    # this function extracts the question from the provided text
    question = extract_question(question_with_options)

    # this function extracts the options from the provided text
    options = extract_options(question_with_options)

    # this function returns the answer from the option given the question and the options
    # additionally, the function returns an explanation for the same
    answer_with_explanation = generate_answer(question=question, options=options)

    return answer_with_explanation

# program
{
    "method": "answer_question_given_options",
    "arguments": {"question_with_options": "str"},
    "return": "str",
    "execute": "answer_question_given_options(question_with_options)",
}
```

Figure 9: Pseudocode for CoT ECQA Dataset

```
def answer_question_given_options(question_with_options: str) -> str:
    """
    Given a question and options, the task is to generate the correct option. Additionally,
    generate an explanation for the same.

    Parameters:
        str: question_with_options
    Returns:
        str: answer_with_explanation
    """

    # this function extracts the question from the provided text
    question = extract_question(question_with_options)

    # this function extracts the options from the provided text
    options = extract_options(question_with_options)

    # this function returns the answer from the option given the question and the options
    # additionally, the function returns an explanation for the same
    answer_with_explanation = generate_answer(question=question, options=options)

    return answer_with_explanation

# program
{
    "method": "answer_question_given_options",
    "arguments": {"question_with_options": "str"},
    "return": "str",
    "execute": "answer_question_given_options(question_with_options)",
}
```

Figure 10: Pseudocode for CoT ESNLI Dataset

```
def perform_textual_entailment_with_explanation(task_with_inputs: str) -> str:
    """
    The task centers around checking two sentences for textual entailment. Additionally,
    generate an explanation for the same.

    Parameters:
        str: task_with_inputs
    Returns:
        str: response_with_explanation
    """

    # this function extracts the task from the provided text
    task = extract_task(task_with_inputs)

    # this function extracts the inputs for the provided task from the provided text
    sentence_1, sentence_2 = extract_inputs_to_task(task=task)

    # this function performs the task on the two sentences provided
    response = apply_task(task=task, input_1=sentence_1, input_2=sentence_2)

    # this function looks at the task, the inputs and the output response, and generates an explanation
    # for the output. The explanation also includes the output response
    response_with_explanation = generate_explanation(task=task, input_1=sentence_1, input_2=sentence_2, output=response)
    return response_with_explanation

# program
{
    "method": "perform_textual_entailment_with_explanation",
    "arguments": {"task_with_inputs": "str"},
    "return": "str",
    "execute": "perform_textual_entailment_with_explanation(task_with_inputs)",
}
```

Figure 11: Pseudocode for CoT ESNLI-ii Dataset

```
def generate_question_given_reasoning_and_answer(reasoning_and_answer: str) -> str:
    """
    Given the reasoning and the answer, the task is to generate a question
    which would have generated the answer and fits the reasoning provided.
    Additionally, generate an explanation for the same.

    Parameters:
        str: reasoning_and_answer
    Returns:
        str: question
    """

    # this function extracts the reasoning from the provided text
    reasoning = extract_reasoning(reasoning_and_answer)

    # this function extracts the answer from the provided text
    answer = extract_answer(reasoning_and_answer)

    # this function generates the question which would have generated the answer and fits the reasoning provided
    question = generate_question(question=question, reasoning=reasoning)

    return question

# program
{
    "method": "generate_question_given_reasoning_and_answer",
    "arguments": {"reasoning_and_answer": "str"},
    "return": "str",
    "execute": "generate_question_given_reasoning_and_answer(reasoning_and_answer)",
}
```



Figure 12: Pseudocode for CoT GSM8K Dataset

```
def solve_mathematical_problem(mathematical_problem: str) -> str:
    """
    Given a mathematical problem, the task is to generate the solution in a step-by-step manner.

    Parameters:
        str: mathematical_problem
    Returns:
        str: solution_with_step_by_step_explanation
    """

    # this function generate the step-by-step explanation for the given mathematical problem and return
    # the solution with the explanation
    solution_with_step_by_step_explanation = generate_solution(mathematical_problem, step_by_step_explanation=True)

    return solution_with_step_by_step_explanation

# program
{
    "method": "solve_mathematical_problem",
    "arguments": {"mathematical_problem": "str"},
    "return": "str",
    "execute": "solve_mathematical_problem(mathematical_problem)",
}
```

Figure 13: Pseudocode for CoT QASC Dataset

```
def answer_question_given_options(question_with_options: str) -> str:
    """
    Given a question and options, the task is to generate the correct option. Additionally,
    generate an explanation for the same.

    Parameters:
        str: question_with_options
    Returns:
        str: answer_with_explanation
    """

    # this function extracts the question from the provided text
    question = extract_question(question_with_options)

    # this function extracts the options from the provided text
    options = extract_options(question_with_options)

    # this function returns the answer from the option given the question and the options
    # additionally, the function returns an explanation for the same
    answer_with_explanation = generate_answer(question=question, options=options)

    return answer_with_explanation

# program
{
    "method": "answer_question_given_options",
    "arguments": {"question_with_options": "str"},
    "return": "str",
    "execute": "answer_question_given_options(question_with_options)",
}
```

Figure 14: Pseudocode for CoT Sensemaking Dataset

```
def check_for_commonsense_validity(instruction_with_inputs: str) -> str:
    """
    The task centers around checking if the two sentences adhere to common-sense or not.
    Additionally, generate an explanation for the same.

    Parameters:
        str: instruction_with_inputs
    Returns:
        str: response_with_explanation
    """

    # this function extracts the instruction from the provided text
    instruction = extract_instruction(instruction_with_inputs)

    # this function extracts the inputs for the provided instruction from the provided text
    sentence_1, sentence_2 = extract_inputs_to_instruction(instruction=instruction)

    # this function performs the instruction on the two sentences provided
    response = apply_instruction(instruction=instruction, input_1=sentence_1, input_2=sentence_2)

    # this function looks at the instruction, the inputs and the output response, and generates an explanation
    # for the output. The explanation also includes the output response
    response_with_explanation = generate_explanation(
        instruction=instruction,
        input_1=sentence_1,
        input_2=sentence_2,
        output=response
    )
    return response_with_explanation

# program
{
    "method": "check_for_commonsense_validity",
    "arguments": {"instruction_with_inputs": "str"},
    "return": "str",
    "execute": "check_for_commonsense_validity(instruction_with_inputs)",
}
```

Figure 15: Pseudocode for CoT StrategyQA Dataset

```
def generate_response_with_explanation(question_with_context: str) -> str:
    """
    Given a question and possibly a context, the task is to generate the correct answer. Additionally,
    generate an explanation for the same.

    Parameters:
        str: question_with_context
    Returns:
        str: answer_with_explanation
    """

    # this function extracts the question from the provided text
    question = extract_question(question_with_context)

    # this function extracts the context if present in the text
    context = extract_options(question_with_context)

    # this function generates the correct for the question and an optional context
    # additionally, the function returns an explanation for the same
    answer_with_explanation = generate_answer(question=question, context=context)

    return answer_with_explanation

# program
{
    "method": "generate_response_with_explanation",
    "arguments": {"question_with_context": "str"},
    "return": "str",
    "execute": "generate_response_with_explanation(question_with_context)",
}
```

Figure 16: Pseudocode for StreamAqua Dataset

```
def answer_question_given_options(question_with_options: str) -> str:
    """
    Given a question and options, the task is to generate the correct option. Additionally,
    generate an explanation for the same.

    Parameters:
        str: question_with_options
    Returns:
        str: answer_with_explanation
    """

    # this function extracts the question from the provided text
    question = extract_question(question_with_options)

    # this function extracts the options from the provided text
    options = extract_options(question_with_options)

    # this function returns the answer from the option given the question and the options
    # additionally, the function returns an explanation for the same
    answer_with_explanation = generate_answer(question=question, options=options)

    return answer_with_explanation

# program
{
    "method": "answer_question_given_options",
    "arguments": {"question_with_options": "str"},
    "return": "str",
    "execute": "answer_question_given_options(question_with_options)",
}
```

Figure 17: Pseudocode for StreamAqua Dataset

```
def generate_response_with_explanation(question_with_context: str) -> str:
    """
    Given a question and possibly a context, the task is to generate the correct answer. Additionally,
    generate an explanation for the same.

    Parameters:
        str: question_with_context
    Returns:
        str: answer_with_explanation
    """

    # this function extracts the question from the provided text
    question = extract_question(question_with_context)

    # this function extracts the context if present in the text
    context = extract_options(question_with_context)

    # this function generates the correct for the question and an optional context
    # additionally, the function returns an explanation for the same
    answer_with_explanation = generate_answer(question=question, context=context)

    return answer_with_explanation

# program
{
    "method": "generate_response_with_explanation",
    "arguments": {"question_with_context": "str"},
    "return": "str",
    "execute": "generate_response_with_explanation(question_with_context)",
}
```

Figure 18: Pseudocode for Tulu v2 Science Evidence Inference Task

```
def extract_findings(abstract_with_instruction: str) -> dict:
    """
    The task is to generate findings from a medical clinical trial report. The findings
    should be a JSON array.

    Each finding should have the following five elements:
    - Intervention: The medical intervention being tested.
      This should be a text span copied from the input passage.
    - Comparator: The baseline against which the intervention is being tested.
      This should be a text span copied from the input passage.
      If no comparator is reported, this should be null.
    - Outcome: The medical outcome whose effect is being measured.
      This should be a text span copied from the input passage.
    - Effect: The effect of the intervention on the outcome, relative to the comparator.
      The effect should be one of the following three values:
      (\("significantly increased\)", \("significantly decreased\)", \("no significant difference\").
    - Evidence: The evidence for the effect. This should be a text span copied from
      the input passage.

    The results should be formatted as a JSON array.

    Each entry in the list should be an object reporting a single finding.
    The keys in each dictionary should be:
    [\("intervention\)", \("comparator\)", \("outcome\)", \("effect\)", \("evidence\)"]

    Parameters:
      str: abstract_with_instruction
    Returns:
      dict: findings
    """

    # this function extracts the abstract portion from the given input
    abstract = extract_abstract(abstract_with_instruction)

    findings = []

    # this functions extracts all findings from the given abstract
    # each finding is a string
    # the function returns a list of findings
    list_of_findings = extract_findings_from_abstract(abstract)

    for each_finding in list_of_findings:
        single_finding = {}

        # this function extracts the medical intervention span being tested
        intervention = extract_intervention(abstract)

        # this function extracts the baseline against which the
        # medical intervention is being tested. If no comparator is reported,
        # the function reports null
        comparator = extract_comparator(abstract)

        # this function extracts the medical outcome whose effect is being measured
        outcome = extract_outcome(abstract)

        # this function extracts the effect of the intervention on the outcome,
        # relative to the comparator.
        # the function returns one of the following three values:
        # (\("significantly increased\)", \("significantly decreased\)", \("no significant difference\").
        effect = extract_effect(abstract)

        # this function extracts evidence for the effect
        evidence = extract_evidence(abstract)

        single_finding['intervention'] = intervention
        single_finding['comparator'] = comparator
        single_finding['outcome'] = outcome
        single_finding['effect'] = effect
        single_finding['evidence'] = evidence

        findings.append(single_finding)

    import json
    findings_as_json_array = json.dumps(findings)
    return findings_as_json_array
```

Figure 19: Pseudocode for Tulu v2 Science Qasper Truncated 4000 Answer Task

```
def answer_questions(sections_with_question: str) -> dict:
    """
    The task is to answer the question based on the provided sections
    from a scientific paper. The answer to the question should use very
    minimal words from the relevant sections. The answer should be followed
    by a list of evidence snippets from the paper that contain the information
    required to answer the question. If the question is unanswerable given the
    provided excerpts, respond with the word \"unanswerable\".

    Parameters:
        str: sections_with_question
    Returns:
        str: answer
    """

    # this function extracts the paper from the given input
    paper = extract_paper(sections_with_question)

    # this function extracts the question from the given input
    question = extract_question(sections_with_question)

    # This function answers the given question based on the document provided.
    # The function returns the string "unanswerable" if the question cannot be answered
    # from the document provided
    answer = answer_question_given_document(question=question, document=paper, verbatim=False)

    if answer != "unanswerable":
        # This function extracts all the evidences i.e., text snippets in the document
        # containing the answer to the given question
        evidence = extract_evidence(question=question, document=paper, answer=answer)

        return f"Answer: {answer}\nEvidence: {evidence}"
    else:
        return "unanswerable"
```

## F Model Output Post Processing

For models that are trained also generate pseudo-code, we employ a two-stage post-processing pipeline to extract the final natural language answer. Recall that models are trained with pseudo-code generate code enclosed within structured markers (`[PSEUDOCODE]` followed by the response to the actual task. In the first stage, we search for well-defined delimiters such as `'[/PSEUDOCODE]'` or its variant `'[/[PSEUDOCODE]]'`. If found, the text following the last occurrence of these markers is extracted, assuming it represents the final answer generated after pseudo-code. If these markers are absent, we apply a fallback regular expression designed to match outputs that follow Python-like Read-Eval-Print Loop (REPL) patterns (e.g., `>>> function_name(...)`).

In the second stage, the extracted segment is passed through the same post-processing routine used for NL, which removes formatting noise and standardizes the output as described below.

For NL-trained models, the process begins by checking whether the generation contains a specific keyword such as *"Response:"*. If present, the segment following this keyword is treated as the candidate answer. Otherwise, the last line of the output is examined, where heuristic patterns like *"answer is:"* or *"answer is :"* are removed to get the final prediction. After identifying the most likely answer segment, we perform a cleaning step that removes extra characters such as *brackets*, *dollar signs*, *single quotes*, and *trailing punctuation*. We also trim leading and trailing whitespace from the text. If none of the above the patterns are matched we return the generated text by only removing leading and trailing white-spaces assuming that it has the answer.

Once the output is standardized, we apply few dataset specific post processing. For dataset GSM8K and GS8K Platinum, which have number as final output, so we try to extract the numerical value from the output and evaluate on that extracted number. Similarly, for MathQA we try to check if the standardized output is one character. If it is, then this could be the one of the options(a, b, c, d or e) and we try to match this one char output to one of the ground truth, else we try to extract the numerical value from it and check with ground truth value. For PiQA, Hellaswag and Winogrande we try to find numerical value from the output, if present we check that extracted number with ground truth(as the ground truth has numerical value) else we try to match the standardized output with the string value of the ground truth. For ARC where labels are A, B, C or D, we check if the output is single char, if present we try to match with one of the labels else we try to match the output with the value of the options.

Table 9: P-values from Paired t-test

Model	ARC	GSM8K	GSM8K Plat.	Hella.	MathQA	PiQA	Wino.	IFEval
Granite 3.1 8B	2.72e-261	2.54e-305	6.95e-310	9.82e-75	9.26e-287	6.33e-283	2.37e-66	1.09e-36
Granite 8B Code	0.00e+00	0.00e+00	0.00e+00	0.00e+00	1.80e-116	1.18e-55	1.31e-61	6.24e-149
Llama 3.1 8B	2.20e-261	2.98e-219	5.30e-211	1.46e-152	2.00e-265	1.70e-26	7.56e-132	1.22e-95
Mistral 7B v0.3	0.00e+00	6.80e-321	5.13e-307	0.00e+00	3.96e-08	3.16e-121	9.86e-195	8.24e-18
Qwen2.5 7B	6.25e-47	1.67e-193	3.51e-179	2.57e-269	3.52e-198	4.63e-12	7.37e-65	1.90e-07

## G Statistical Significance

To evaluate the statistical significance of performance differences between NL-tuned vs pseudo-code tune models, we conducted paired significance testing using the exact match (EM) metric. For each model family and dataset pair, we randomly sampled 10% of the total data without replacement and computed the EM accuracy for both model types. This sampling process was repeated 500 times to account for variability, and the average EM scores were recorded across trials. A paired *t-test* was then applied to the distributions of NL-tuned and pseudo-code tune models EM scores to compute a p-value. This methodology ensures that comparisons account for inherent variance and provides robust evidence regarding the efficacy of pseudo-code tuning.

## H Limitations

While our results indicate that training with pseudo-code instructions could lead to promising gains across tasks, it is unclear how this would scale with larger models, as well as, larger training mixtures. Could the performance gains seen by pseudo-code training disappear in very large models or very large instruction tuning datasets? Further, the models have not been evaluated on real-world applications such as retrieval augmented generation, tool calling or in multi-turn settings.