

Re-evaluation of Logical Specification in Behavioural Verification

Radosław Klimek*
rklimek@agh.edu.pl
AGH University of Krakow
Krakow, Poland

Jakub Semczyszyn
jakub.semczyszyn@gmail.com
AGH University of Krakow
Krakow, Poland

ABSTRACT

This study empirically validates automated logical specification methods for behavioural models, focusing on their robustness, scalability, and reproducibility. By the systematic reproduction and extension of prior results, we confirm key trends, while identifying performance irregularities that suggest the need for adaptive heuristics in automated reasoning. Our findings highlight that theorem provers exhibit varying efficiency across problem structures, with implications for real-time verification in CI/CD pipelines and AI-driven IDEs supporting on-the-fly validation. Addressing these inefficiencies through self-optimising solvers could enhance the stability of automated reasoning, particularly in safety-critical software verification.

ACM Reference Format:

Radosław Klimek and Jakub Semczyszyn. 2018. Re-evaluation of Logical Specification in Behavioural Verification. In *Proceedings of The 29th International Conference on Evaluation and Assessment in Software Engineering (EASE 2025)*. ACM, New York, NY, USA, 7 pages. <https://doi.org/XXXXXXX.XXXXXXX>

1 INTRODUCTION

Logical specifications, expressed through formalised formulas, enable precise system modelling and automated verification, supporting correctness and the detection of critical properties. The replication of reasoning-based experiments is essential for validating the generalisability of such methods in software engineering. Recent advances in automated specification generation [4] and logic-based inference [7] further highlight the need for empirical scrutiny. This study replicates the solver benchmarking approach from [15] and the reasoning framework of [3], extending both with behavioural-model-oriented problems and a PLTL solver. It also lays the groundwork for future integration with logic engines in development tools. A structured benchmark suite is introduced to evaluate solver performance, specifically Prover9 [9], SPASS [16], and InKreSAT [2], across diverse logical conditions.

Automated reasoning is increasingly relevant in software engineering, with prospective applications in CI/CD pipelines for real-time verification and AI-driven IDEs (Integrated Development Environments) that provide on-the-fly validation and adaptive solver selection. However, some solvers exhibit performance irregularities,

highlighting the need for heuristic-driven optimisation, particularly for safety-critical verification, where stable and intelligent theorem proving is essential.

This study contributes to empirical software engineering by conducting empirical replication and validation to assess the reliability of logic-driven methodologies and by evaluating scalability and performance to measure the efficiency of automated reasoning tools across varying problem scales. Our findings further highlight the distinctive characteristics of individual provers as logical specifications increase in complexity.

2 REPLICATION OF LOGICAL SPECIFICATIONS

We developed a catalogue of eight logical problems to test software behavioural models systematically. This approach ensures robust, online testing beyond intuition, addressing known computational challenges, such as clause length variations [13] and 3-SAT problems [12]. Each problem examines factors, like clause length stability, atomic proposition variability and liveness/safety [8] distribution.

2.1 Experimental Setup

Each problem consists of many tasks. For each task, represented by a logical formula, we write down the testing time, memory used and whether a formula is satisfied or not. Each formula is tested three times, and the average time and memory values are reported. Time is the most critical metric, as memory varies little and satisfiability remains constant.

P1 Uniform Clause-Length Formulation.

Each formula consists of 50, 100, 200, 500, 1000, or 2000 clauses, with clause lengths set to 2, 3, 4, 6, 8, and 10. The number of clauses assigned to each length is equal, ensuring a uniform distribution (the same number of clauses with the length of 2, the length of 3, etc.). Each formula contains an equal number of liveness and safety clauses, also with consideration of the specified groups of clause length. The total number of distinct atomic propositions is half the number of clauses, ensuring that every atom appears at least once in the formula (i.e. for 50 clauses over the set of 25 atoms, for 100 clauses over the set of 50 atoms, etc.). (The exemplary formula for 100 clauses contains: 8 clauses with the length of 2 of a liveness type, 8 clauses with the length of 2 of a safety type, 8 clauses with the length of 3 of a liveness type, 8 clauses with the length of 3 of a safety type, etc.). Each atom from the available set of atoms is used in the generated formula at least once.

P2 Variable Clause-Length Distribution.

This formulation modifies P1 by introducing a non-uniform

Permission to make digital or hard copies of all or part of this work for personal or classroom use is granted without fee provided that copies are not made or distributed for profit or commercial advantage and that copies bear this notice and the full citation on the first page. Copyrights for components of this work owned by others than ACM must be honored. Abstracting with credit is permitted. To copy otherwise, or republish, to post on servers or to redistribute to lists, requires prior specific permission and/or a fee. Request permissions from permissions@acm.org.

EASE 2025, 17–20 June, 2025, Istanbul, Turkey

© 2018 Association for Computing Machinery.

ACM ISBN 978-1-4503-XXXX-X/18/06...\$15.00

<https://doi.org/XXXXXXX.XXXXXXX>

clause-length distribution. The number of clauses for the respective lengths results now from the distribution of Poisson¹ where λ corresponds to the anticipated number of literals in the clause, in our case this will be specified as number 3.5, i.e. between 3 and 4, where we anticipate this length of a clause as a typical one. The total number of clauses and the 50:50 ratio of liveness to safety clauses remain unchanged. The number of distinct atomic propositions is set to half the number of clauses, with each atom appearing at least once.

P3 *Atom-to-Clause Variability Analysis.*

Each formula consists of 50, 100, 200, 500, 1000, or 2000 clauses, with clause lengths restricted to 2, 3, 4, 6, 8, and 10. Unlike in P1, where the number of atomic propositions is fixed at half the number of clauses, this formulation varies the atom-to-clause ratio by defining the set of atomic propositions as 2, 3, 4 and 5 times the number of clauses (2 for 50 clauses means that they are generated over the set of 100 atoms, 2 for 100 means generating over the set of 200 atoms, etc.). The maximum clause length depends on the number of available atomic propositions, with longer clauses omitted when the atom set is small. Each formula contains equal proportions of liveness and safety clauses, and every atom appears at least once.

P4 *Fixed-Length Clause Uniformity.*

Each formula consists of 50, 100, 200, 500, 1000, or 2000 clauses, with all clauses in a given formula having the same fixed length of 2, 3, 4, or 5. Unlike P1, where clause lengths vary, each formula enforces a single clause length. Liveness and safety clauses are equally distributed, and each atomic proposition appears at least once. The number of distinct atomic propositions is half the number of clauses.

P5 *Disparate Clause-Length Grouping.*

Each formula consists of 50, 100, 200, 500, 1000, or 2000 clauses, grouped into fixed clause lengths 1, 5, 10, and 20. Liveness and safety clauses are equally distributed. We consider the following cases concerning the number share of respective groups:

- a) all the groups have equal share i.e. 25% each;
- b) clauses with the length of 1 in the number of 1%, the rest equally;
- c) clauses with the length of 20 in the number of 1%, the rest equally.

P6 *Liveness-Safety Ratio Sensitivity.*

Each formula consists of 50, 100, 200, 500, 1000, or 2000 clauses, with varying liveness-to-safety [8] clause ratios: 90:10, 80:20, 65:35, 50:50, 35:65, 20:80, and 10:90. We consider two cases:

- a) the lengths of clauses equal in groups, as in P1,
- b) the lengths of clauses assigned variably as in P2.

P7 *Model Property Verification via Logical Implication.*

This problem tests whether a given behavioural model satisfies specific requirements through logical implication. Formulas F_1 , F_2 , and F_3 are generated with 50, 100, or 200 clauses and combined into two structures: the disjunctive model

$G_1 \equiv F_1 \vee F_2 \vee F_3$, the conjunctive model $G_2 \equiv F_1 \vee F_2 \vee F_3$. The verification task involves checking $G_1 \Rightarrow R$ (it may be replaced with $\neg G_1 \vee R$) and $G_2 \Rightarrow R$, where R is a simple liveness clause composed of four randomly selected atoms from G_1 or G_2 . Each formula consists of liveness clauses and safety clauses, half each. Collectively, we consider the following cases:

- a) For $G_1 \Rightarrow R$, clause-length distributed as in P1,
- b) For $G_1 \Rightarrow R$, clause-length distribution as in P2,
- c) For $G_2 \Rightarrow R$, clause-length distributed as in P1,
- d) For $G_2 \Rightarrow R$, clause-length distribution as in P2.

P8 *Comparative Analysis via Logical Square Framework.* [4, Tab. 4]

The modification of problem P1, with the use of the logical square. We generate two formulas F_1 and F_2 consisting of 50, 100, 200, 500 and 1000 clauses. Each formula consists of liveness clauses and safety clauses, half each. We test the following three cases:

- a) contradictory: $(F_1 \Rightarrow \neg F_2) \wedge (\neg F_1 \Rightarrow F_2)$
 - b) subcontrary: $\neg(\neg F_1 \wedge \neg F_2)$
 - c) subalternated: $(F_1 \Rightarrow F_2) \wedge \neg(F_2 \Rightarrow F_1)$
- Subproblems a), b) and c) with the clause lengths as in problem P1; furthermore, we test the following cases:
- d), e) and f) with clause lengths as in problem P2, for the same cases as a), b) and c), respectively.

2.2 Rationale for Logical Benchmark Problems

Problem **P1** is basic and other problems refer to it, it corresponds to a typical situation when a formula describes the behavioural model of the system under design. All the variables from the available set of atoms are used for generating formula clauses, according to the assumption that if for a given behavioural model an atom variable was identified, then it should be used at least once in the formula.

Problem **P2** arises when clause lengths are not predetermined, unlike in the previous problem, where fixed lengths were assumed – a constraint that may sometimes appear unnecessarily strict. The expected clause length typically ranges between 3 and 4, a choice that aligns with common encoding practices.

Problem **P3** varies the number of atomic propositions used per formula to simulate underused variables, increasing variability and reducing redundancy in behavioural modelling.

Problem **P4** explores reasoning efficiency for formulas with uniform clause lengths, which may significantly affect performance [13].

Problem **P5** basically allows to see the influence on the reasoning of very short and very long clauses in the formula. We consider three cases: the first one assuming the equal share of all the lengths is to be a starting point for two subsequent cases, the second one corresponds to a situation when rather long clauses are dominant, and the third one when rather short clauses are dominant.

Problem **P6** tests the impact of varying the distribution of liveness and safety clauses, previously assumed equal. While a 50:50 split reflects the natural balance in system design, analysis, and implementation, exploring other quantitative ratios provides further insights.

Problem **P7** arises when we need to test specific properties of a behavioural model, such as liveness or safety, using simple formulas related to the analysed model. More generally, given behavioural models expressed as formulas, we use implication statements to

¹See: https://en.wikipedia.org/wiki/Poisson_distribution

check whether a required property – typically a simple one – is satisfied. Depending on the context, this verification applies to either a conjunction or a disjunction of these formulas.

Problem P8 is slightly different. It relates to the logical square [1], a well-known concept in the literature, but is also applied when testing various alternative variants of behavioural models.

All eight problem sets were generated algorithmically using controlled parameters (clause length, atom ratio, etc.), enabling consistent structural variation; templates and scripts are available upon request.

3 EXPERIMENTAL RESULTS AND EVALUATION

We evaluated the performance of First-Order Logic (FOL) theorem provers and compared their efficiency with a Propositional Linear Temporal Logic (PLTL) prover. Based on a systematic review of available solvers, we selected *Prover9* [9] and *SPASS*/MSPASS [16] for FOL, while *InKreSAT* [2] was chosen for PLTL. The three provers operate with distinct input formats: SPASS requires TPTP, Prover9 uses LADR and InKreSAT utilises InTohyLo. We executed all tests [14] on a PC with an Intel Core i5-6400 (2.70 GHz), 16GB RAM DDR4, running Ubuntu 18.04.4 LTS (Bionic Beaver). Inference computations were interrupted if they exceeded the 300-second timeout.

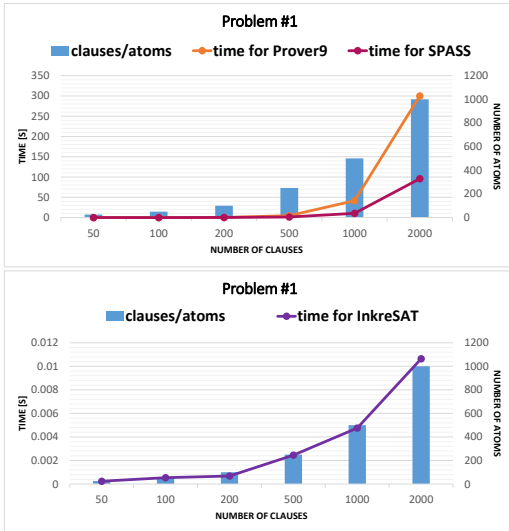


Figure 1: Problem #1, clauses against time for FOL provers (top) and InKreSAT (bottom)

Figure 1 presents the results of Problem #1 testing in terms of computational time. Prover9 timed out on larger formulas (2000 clauses), whereas SPASS and InKreSAT completed within limits, highlighting scalability differences.

Figure 2 presents the results of Problem #2 testing, revealing substantial differences compared to Problem #1. These differences stem from a distinct approach to formula generation. Unlike in the previous case, clause quantities for specific length groups are not predefined; instead, clause lengths follow a Poisson distribution, fluctuating around an expected value. This distribution aligns with

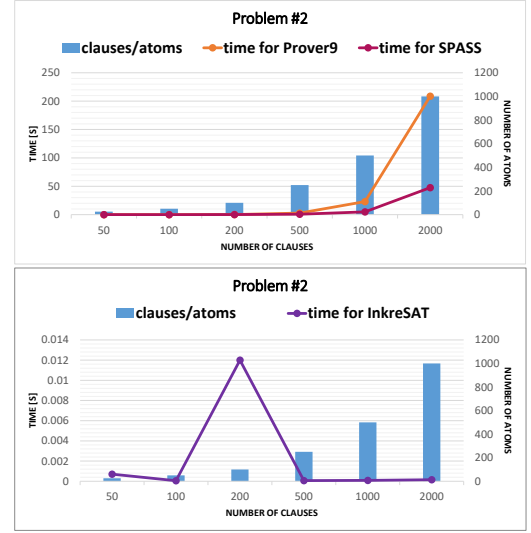


Figure 2: Problem #2, clauses against time for FOL provers (top) and InKreSAT (bottom)

typical specification scenarios, where clauses of the approximate length 3 or 4 are the most frequently encoded, while those of other lengths occur less frequently. The observed computation times exhibit similar trends to those in Problem #1, though overall values are lower. Notably, an anomalous increase in processing time was recorded for InKreSAT when handling formulas with 200 clauses.

Figure 3 presents the time results for testing Problems #3 and #4. The findings for Problem #3 indicate that increasing the set of atoms within a formula of fixed length significantly impacts testing time while also prolonging the resolution process for the encoded behavioural model. This arises from the reduced frequency of atom occurrences within the formula, some may not appear at all, resulting in fewer contradictions, which, paradoxically, accelerates overall problem-solving. Furthermore, formula length exerts a greater influence on testing time than the number of atoms involved. Notably, anomalies occur: for formulas with an extensive number of clauses but relatively few atoms, InKreSAT exhibits unexpectedly high computation times. Despite this atypical behaviour, InKreSAT remains substantially faster than FOL provers.

The results for Problem #4 indicate that, for FOL provers, increasing clause length, and thus formula length, significantly extends testing time. In contrast, for InKreSAT, clause length has a minimal impact, with the number of clauses being far more influential. All provers successfully solved the formulas, yet InKreSAT once again displayed notable behaviour.

Figure 4 presents the time results for Problem #5, analysed separately for each prover across three cases. Prover9 is less impacted by average clause length than SPASS; they both perform better with shorter clauses. However, SPASS outperforms Prover9 on shorter formulas, while the reverse holds for longer ones. InKreSAT is significantly faster than both of them and appears proportionally affected by longer formulas similarly to Prover9, yet remains unaffected by medium-length formulas.

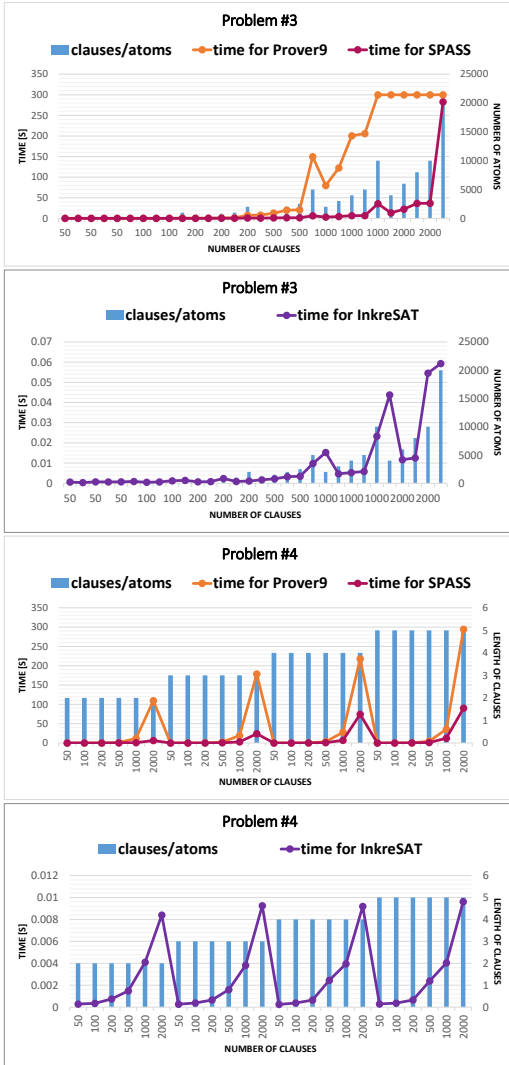


Figure 3: Problem #3 (top) and #4 (bottom), clauses against time for FOL provers and InKreSAT

Figure 5 presents the time results for Problem #6, examining the impact of different distributions of liveness and safety clauses, as well as two approaches to clause length. For Poisson distribution, both FOL provers achieve better performance. As in previous tests, InKreSAT generally performs better with Poisson distribution but occasionally exhibits significantly worse results compared to even distribution. Prover9 performs best with a majority of liveness clauses, while SPASS excels with a majority of safety clauses. However, under Poisson distribution, SPASS maintains superior performance regardless of clause type distribution. In contrast, InKreSAT shows no clear correlation with the proportion of liveness and safety clauses.

Figures 6 present the time results for Problem #7, which examines the satisfiability of certain properties across multiple models, connected by disjunction or conjunction. Each subsequent model is expressed as a 200-clause formula, potentially resulting in a

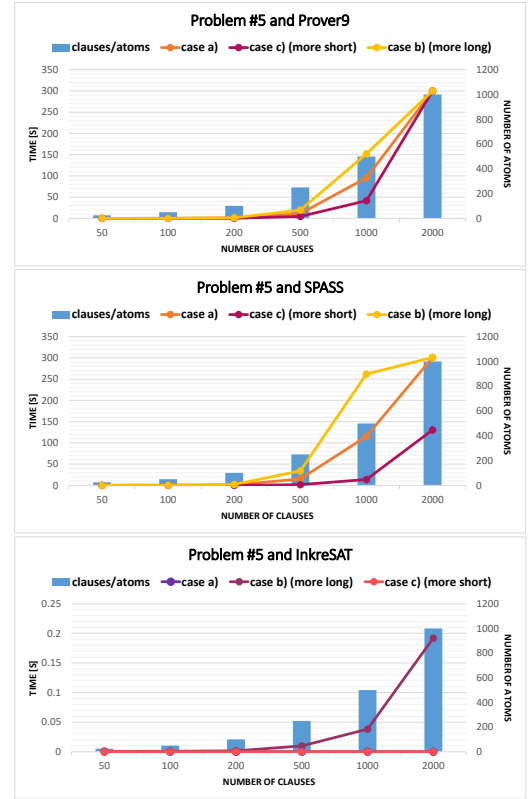


Figure 4: Problem #5 for Prover9, SPASS and InKreSAT, clauses against time

tested formula with up to 600 clauses. SPASS successfully solved all instances, whereas Prover9 frequently timed out, particularly when models were conjunction-connected. Overall, disjunction-connected formulas are processed more efficiently, similarly to formulas with Poisson distribution.

Figures 7 present the time results for Problem #8, comparing two models based on logical square relations. They also confirm the experiments [5], but now with larger sets of formulas. Each behavioural model can be expressed with up to 1000 clauses, resulting in tested formulas of up to 2000 clauses. These complex formulas could undergo preprocessing, but the study focused on direct processing as defined in sub-Problems #8.a to #8.c. SPASS solved all instances, occasionally exceeding memory limits, while Prover9 frequently timed out. Problem #8.c (subalternated) had the lowest computational cost, whereas Problem #8.a (contradictory) required significantly more time.

Table 1 presents a summary of testing times for the various problems and formulae under consideration. It is clearly observable that both FOL provers perform well across all formulae. In the case of shorter formulae, Prover9 generally outperforms SPASS. The results obtained for InKreSAT exhibit some outliers, as previously discussed. Nevertheless, all results remain fully acceptable, with the average approximate performance which is one hundred times superior to that of the FOL provers. This can be attributed, at least to a certain extent, to the significantly lower memory requirements

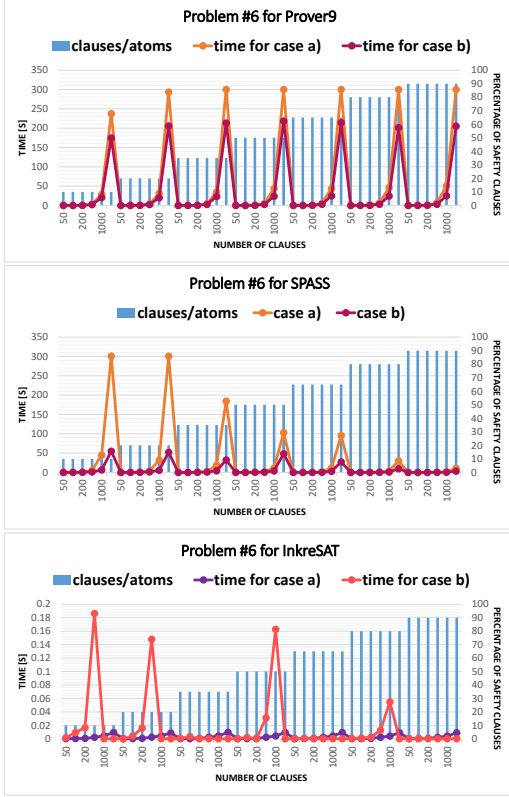


Figure 5: Problem #6 for FOL provers and InKreSAT, clauses against time

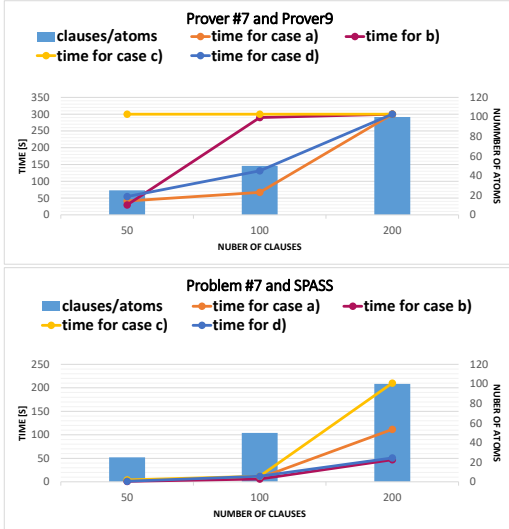


Figure 6: Problem #7 for both provers, clauses against time

of Prover9, which were not explicitly illustrated due to space constraints in this article. Prover9 achieves superior execution times for shorter formulae, particularly those comprising 200–500 clauses.

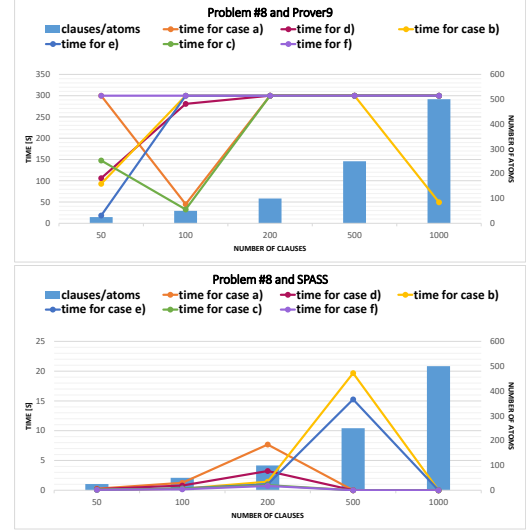


Figure 7: Problem #8 for both provers, clauses against time

In contrast, SPASS demonstrates better performance for substantially longer formulae. Notably, InKreSAT consistently outperforms both FOL provers across all formulae in terms of execution time. Although the Poisson distribution—characterised by its intrinsic irregularities in length distribution—leads to a substantial improvement in execution times, it occasionally introduces abrupt and irregular decreases in efficiency for InKreSAT. Nevertheless, even in such cases, InKreSAT remains significantly more efficient than the FOL provers.

Assuming that the objective is to develop an Integrated Development Environment (IDE)-class tool with built-in interaction based on deductive reasoning about behavioural models, the following statement can be formulated.

CLAIM 1. *Automated reasoning on behavioural models should be completed within 1–2 seconds using FOL provers to support real-time feedback in IDEs. Our results demonstrate this is feasible for formulas up to a medium size, aligning with needs in interactive model validation. For the PTLT prover, the obtained results demonstrate an improvement by a factor of 100.*

CLAIM 2. *InKreSAT consistently outperforms FOL provers, offering near-instant validation via efficient heuristics and incremental solving. This makes it a strong candidate for integration in CI/CD pipelines and AI-assisted development tools.*

Despite minor irregularities, InKreSAT outperforms other provers by an order of magnitude, proving its efficiency even in complex formulas. Its speed advantage makes it highly effective for safety-critical verification, where both performance and stability matter.

4 RELATED WORKS

Over the years, various structured collections have been developed to test the efficiency and applicability of theorem provers and SAT solvers. Pelletier [11] provided an early benchmark suite for first-order logic (FOL), consisting of structured logical problems widely used in theorem proving research. Sutcliffe [15] expanded

Table 1: Time results for Problems from #1 to #6 for formulas with 50–500 clauses, Prover9 & SPASS (top) and InKreSAT (bottom). When both extreme columns are rejected, then the average testing times are calculated. Green marking denotes the selection of one prover for shorter formulas and another for longer formulas

Prover9 & SPASS					
		Number of clauses in a formula			
		50	100	200	500
		time [s]	time [s]	time [s]	time [s]
P1	Prover9	0.0167	0.05	0.0333	4.6767
	SPASS	0.0533	0.0767	0.2067	1.5333
P2	Prover9	0.01	0.03	0.1467	2.7033
	SPASS	0.04	0.0567	0.09	0.68
P3	Prover9	0.0333	0.208	2.1167	15.255
	SPASS	0.0547	0.106	0.328	2.2227
P4	Prover9	0.01	0.02	0.0733	1.2333
	SPASS	0.4	0.05	0.06	0.2233
P5	Prover9	0.0267	0.1211	0.8511	11.7944
	SPASS	0.0767	0.2711	1.0689	16.9989
P6	Prover9	0.0167	0.0433	0.2867	3.5567
	SPASS	0.06	0.1	0.42	5.1433
averages			0.0787	0.3622	

InKreSAT					
		Number of clauses in a formula			
		50	100	200	500
		time [s]	time [s]	time [s]	time [s]
P1		0.000238	0.000540	0.000681	0.002454
P2		0.000699	0.000054	0.011994	0.000069
P3		0.000601	0.000939	0.001183	0.004092
P4		0.000271	0.000370	0.000673	0.001977
P5		0.000328	0.000304	0.000588	0.003353
P6		0.000353	0.001680	0.002865	0.028196
			0.000648	0.002997	

this with the TPTP (Thousands of Problems for Theorem Provers) library, a standard for evaluating provers across logic domains. While our approach targets logic-based behavioural modelling, the TPTP benchmark is oriented toward general theorem proving. Mitchell et al. [10] analysed SAT problem structures, identifying conditions that make some instances significantly harder. Their focus is benchmarking; ours targets logic-based verification in software engineering contexts.

To sum up, our study constructs a structured problem catalogue explicitly designed for evaluating automated logical specification techniques in behavioural modelling. This work enhances empirical validation frameworks for IDE-oriented and AI-driven software verification tools, addressing scalability and applicability concerns in practical use cases. Earlier prototyping efforts lacked structured IDE integration, limiting their utility in such contexts [6].

5 CONCLUSION AND FURTHER WORKS

We present a logic-oriented framework, focusing on the coherent idea and technical feasibility of F-IDE. Nearly two thousand tests (1890 = 210 tasks × 3 solvers × 3 attempts) were conducted on the proposed logical problems for theorem provers.

Automated theorem proving could be embedded in CI/CD pipelines for real-time logical verification, and on-the-fly model validation in IDEs could provide instant feedback, reducing post-hoc efforts. Short-to-medium sized formulae (e.g., P1–P3) resemble behavioural contracts in microservice deployments, while larger implication-based problems (e.g., P7–P8) reflect cross-model verification in architecture-level design.

Our findings validate prior studies while exposing scalability limitations and solver inefficiencies. Clause length, atom ratio, and logical structure critically affect performance; fixed lengths improve predictability, while implication-based verification remains demanding. Future work should address dataset extension and AI-assisted heuristic optimisation. The dataset, generation scripts, and raw results will be made publicly available upon acceptance via a dedicated repository.

REFERENCES

- [1] Lorenz Demey. 2015. Interactively Illustrating the Context-Sensitivity of Aristotelian Diagrams. In *Modeling and Using Context (Lecture Notes in Artificial Intelligence, Vol. 9405)*, Henning Christiansen, Isidora Stojanovic, and George A. Papadopoulos (Eds.). Springer International Publishing, 331–345.
- [2] Mark Kaminski and Tobias Tebbi. 2013. InKreSAT: Modal Reasoning via Incremental Reduction to SAT. In *24th International Conference on Automated Deduction (CADE 2013), Lake Placid, New York, 9–14 June 2013 (Lecture Notes in Computer Science, Vol. 7898)*, Maria Paola Bonacina (Ed.). Springer, 436–442.
- [3] Radosław Klimek. 2018. Exploration of Human Activities Using Message Streaming Brokers and Automated Logical Reasoning for Ambient-assisted Services. *IEEE Access* 6 (2018), 27127–27155. doi:10.1109/ACCESS.2018.2834532
- [4] Radosław Klimek. 2019. Pattern-based and Composition-driven Automatic Generation of Logical Specifications for Workflow-oriented Software Models. *Journal of Logical and Algebraic Methods in Programming* 104 (2019), 201–226. doi:10.1016/j.jlamp.2019.02.005
- [5] Radosław Klimek. 2024. Logical square-driven and state-oriented generation of behavioural models. In *Proceedings of the 39th IEEE/ACM International Conference on Automated Software Engineering Workshops (Sacramento, CA, USA) (ASEW '24)*. Association for Computing Machinery, New York, NY, USA, 72–81. doi:10.1145/3691621.3694936
- [6] Radosław Klimek and Piotr Szwed. 2013. Verification of ArchiMate process specifications based on deductive temporal reasoning. In *Proceedings of Federated Conference on Computer Science and Information Systems (FedCSIS 2013), 8–11 September 2013, Kraków, Poland*. IEEE Xplore Digital Library, 1131–1138.
- [7] Radosław Klimek and Julia Witek. 2024. Automatic Generation of Logical Specifications for Behavioural Models. In *Proceedings of the 39th IEEE/ACM International Conference on Automated Software Engineering Workshops (Sacramento, CA, USA) (ASEW '24)*. Association for Computing Machinery, New York, NY, USA, 1–7. doi:10.1145/3695750.3695822
- [8] Zohar Manna and Amir Pnueli. 1992. *The Temporal Logic of Reactive and Concurrent Systems – Specification*. Springer-Verlag New York, Inc.
- [9] William McCune. 2019. Website for solver Prover9. <https://www.cs.unm.edu/~mccune/prover9/> accessed on 5-Aug-2020.
- [10] David Mitchell, Bart Selman, and Hector Levesque. 1992. Hard and easy distributions of SAT problems. In *Proceedings of the Tenth National Conference on Artificial Intelligence (San Jose, California) (AAAI'92)*. AAAI Press, 459–465.
- [11] Francis Jeffrey Pelletier. 1986. Seventy-five problems for testing automatic theorem provers. *Journal of Automated Reasoning* 2 (1986), 191–216.
- [12] Thomas J. Schaefer. 1978. The Complexity of Satisfiability Problems. In *Proceedings of the 10-th Annual ACM Symposium on Theory of Computing (San Diego, California, USA) (STOC '78)*. Association for Computing Machinery, 216–226. doi:10.1145/800133.804350
- [13] Bart Selman, David G. Mitchell, and Hector J. Levesque. 1996. Generating Hard Satisfiability Problems. *Artificial Intelligence* 81, 1–2 (March 1996), 17–29. doi:10.1016/0004-3702(95)00045-3
- [14] Jakub Semczyszyn. 2021. Performance analysis of selected theorem provers for the first order logic, Engineering diploma thesis, supervisor: Radosław Klimek, AGH University of Krakow.
- [15] Geoff Sutcliffe. 2017. The TPTP Problem Library and Associated Infrastructure. *Journal of Automated Reasoning* 59 (2017), 438–502.
- [16] Christoph Weidenbach, Dilyana Dimova, Arnaud Fietzke, Rohit Kumar, Martin Suda, and Patrick Wischniewski. 2009. SPASS Version 3.5. In *22nd International Conference on Automated Deduction, (CADE 2009) Montreal, Canada, August 2–7, 2009 (Lecture Notes in Computer Science, Vol. 5663)*, Renate A. Schmidt (Ed.).

