

MMMG: A Comprehensive and Reliable Evaluation Suite for Multitask Multimodal Generation

Jihan Yao^{*1}, Yushi Hu^{*1}, Yujie Yi¹, Bin Han¹, Shangbin Feng¹, Guang Yang¹, Bingbing Wen¹
Ranjay Krishna^{1,2}, Lucy Lu Wang^{1,2}, Yulia Tsvetkov¹, Noah A. Smith^{1,2}, Banghua Zhu¹

¹University of Washington ²Allen Institute for AI
jihany2@cs.washington.edu, yushihu@uw.edu

Abstract

Automatically evaluating multimodal generation presents a significant challenge, as automated metrics often struggle to align reliably with human evaluation, especially for complex tasks that involve multiple modalities. To address this, we present MMMG, a comprehensive and human-aligned benchmark for multimodal generation across 4 modality combinations (image, audio, interleaved text and image, interleaved text and audio), with a focus on tasks that present significant challenges for generation models, while still enabling reliable automatic evaluation through a combination of models and programs. MMMG encompasses 49 tasks (including 29 newly developed ones), each with a carefully designed evaluation pipeline, and 937 instructions to systematically assess reasoning, controllability, and other key capabilities of multimodal generation models. Extensive validation demonstrates that MMMG is highly aligned with human evaluation, achieving an average agreement of 94.3%. Benchmarking results on 24 multimodal generation models reveal that even though the state-of-the-art model, GPT IMAGE, achieves 78.3% accuracy for image generation, it falls short on multimodal reasoning and interleaved generation. Furthermore, results suggest considerable headroom for improvement in audio generation, highlighting an important direction for future research. Code and data are publicly available at <https://github.com/yaojh18/MMMG>.

1 Introduction

As investments in multimodal generative AI grow, current models are rapidly advancing their capabilities in generating text [Achiam et al., 2023], images [Podell et al., 2024], audio [Evans et al., 2025], and their interleaved combinations [Chen et al., 2025c, Wang et al., 2024]. However, rigorous and reproducible evaluation of multimodal generation lags behind, raising a critical question: how can we accurately and effectively assess the capabilities of these models?

Human evaluations [Chiang et al., 2024, Saharia et al., 2022, Liu et al., 2025], while considered the gold standard, are prohibitively expensive for comprehensive assessment at scale. Moreover, inherent subjectivity makes it difficult to systematically identify specific model weaknesses, limiting targeted improvements. As an alternative, existing automated evaluation approaches face two main limitations. First, it is hard to align automatic evaluation metrics well with human judges. Most multimodal generation benchmarks [Xia et al., 2025, Chen et al., 2024b, 2025a] rely on multimodal language models as judges (MLM-as-a-judge) [Hu et al., 2023, Chen et al., 2024a] without carefully validating their reliability, potentially causing misalignment with human judgment [Chen et al., 2024a, Pu et al., 2025]. Second, most benchmarks focus solely on single modalities [Ji et al., 2024, Ghosh et al., 2023, Xie et al., 2025b], failing to capture the rich interleaved multimodal content (vision, language, speech/audio) that characterizes real-world tasks such as cross-modal reasoning [Hu et al., 2024].

^{*}equal contribution












(a) Image & Program Evaluation	(b) Image & Model Evaluation
<p>Task: Enclose the image by a simple, flat, solid pink border that occupies approximately 10% of the image's width on all sides.</p> <p>Generated image:</p>  <p>Program: 0.827</p> <p>Evaluation Pseudo Code:</p> <pre># check border color if avg_border_color - pink ₂ > threshold: return 0 #check if border is solid ssim_score = SSIM(border, uniform(avg_border_color)) # if border is too wide penalty = ratio(inner_region == avg_border_color) return ssim_score - penalty</pre>	<p>Task: Create an image of a bike that has a square-shaped front wheel and a round-shaped rear wheel.</p> <p>Generated image:</p>  <p>GPT-4o: ✓</p> <p>GPT-4o Evaluation:</p> <p>Prompt: "Is there exactly one bicycle with a square front wheel and a circular real wheel in the given image? Explain step by step and end your answer with "yes" or "no".</p> <p>Response: Object identification: [...] Wheel inspection: [...] Counting: [...]</p> <p>Extracted Response: yes</p>
(c) Audio & Model + Program Evaluation	(d) Speech & Model + Program Evaluation
<p>Task: Create an audio that begins with a loud car horn, followed by a long silence, and concludes with a distant siren.</p> <p>Generated audio:</p> <p>car horn </p> <p>silence </p> <p>siren </p> <p>CLAPScore + Program: ✓</p> <p>Evaluation Pseudo Code:</p> <pre># split the audio with silence audio1, audio2 = split(audio) # use CLAPScore sim1 = CLAPScore(audio1, car horn reference audio) sim2 = CLAPScore(audio2, siren reference audio) # check if similarity is bigger than a threshold return (sim1 > thres & sim2 > thres)</pre>	<p>Task: Modify the given speech to replace all "development" found with "progress".</p> <p>Reference speech: </p> <p><i>We need more development in our strategies. Development fosters creativity"</i></p> <p>Generated speech: </p> <p>Whisper + Program: ✓</p> <p>Evaluation Pseudo Code:</p> <pre># Whisper transcript: test_transcript = "We need more progress in our strategies Progress fosters creativity" reference = transcript.replace("development", "progress") # check if matches return (reference == test_transcript)</pre>
(e) Interleaved Text + Image & Model + Program Evaluation	
<p>Task: Create an image that adds the required object from <image_1> to the empty area of the wall in <image_0>, while keeping all other elements in the <image_0> unchanged.</p> <p><image_0>  <image_1>  Generated image: </p> <p>DreamSim + SSIM + Program: 0.829</p>	
<p>Evaluation Pseudo Code:</p> <pre># We have a pre-annotated bbox as "potential editing area" # Inside the bounding box inside_crop = <generated_image>.crop(inside_bbox) # Compare with manually PS-ed result sim_in = DreamSim(reference_image, inside_crop) # Outside the bounding box original = <image_0>.fill(inside_bbox, 0) Background = <generated_image>.fill(inside_bbox, 0) sim_out = SSIM(original, background) # Pass the test only if all condition are met. return sim_in * sim_out</pre> 	

Figure 1: Examples of tasks and their evaluation metrics in MMMG. For each task, we develop an evaluation metric using programs, models or their combinations. The tasks are either verifiable purely by programs or have big generation-evaluation gaps: generation is challenging for models, while automatic evaluations have high correlation with human judgments. We show evaluation pseudo-code for demonstration the evaluation process.

To address these gaps, we introduce MMMG, a new benchmark containing tasks that meet two criteria: (1) tasks that are *verifiable* as defined in IF-Eval [Zhou et al., 2023], where outputs can be objectively verified by programs through straightforward checks (e.g., checking if a speech transcript begins with a keyword by comparing the first word with the keyword), and (2) tasks with significant *generation-evaluation gaps*, where the generation step is challenging due to complex constraints, yet the evaluation step remains simple (e.g., generating an image of a snowman without a carrot nose can be challenging due to spurious correlation [Ye et al., 2024], but verifying the absence of the carrot nose can be achieved accurately by prompting a VLM). Example tasks can be found in Figure 1.













































































































































Dataset	# Samples	# Tasks	Generation Modality				Evaluation				Tested Capability		
					T + 	T + 	human	mlm	score	code	gen	edit	reason
GenEval [Ghosh et al., 2023]	553	6											
DrawBench [Saharia et al., 2022]	200	11											
GenAI-Bench [Li et al., 2024]	1,600	8											
AudioTime [Xie et al., 2024]	500	4											
MusicEval [Liu et al., 2025]	384	1											
CommonVoice [Ardila et al., 2020]	58,250	1											
MMIEMMG [Xia et al., 2025]	16,487	7											
CoMM [Chen et al., 2024b]	227,000	4											
ISG-Bench [Chen et al., 2025a]	1,150	21											
MixEval-XMMG [Ni et al., 2025]	600	3											
Eval-Anything [Ji et al., 2024]	500	6											
MMMG (Ours)	937	49											

Table 1: Comprehensiveness of MMMG, compared with other multimodal generation benchmarks. , , T + , T +  represent image, audio, interleaved image-text, and interleaved audio-text generation, respectively. “score” stands for embedding-based / rule-based similarity score, “code” for programmatically verification, and “reason” for multi-step reasoning. ? represents low human alignment or no human experiments. MMMG exceeds other benchmarks in the number of covered tasks and modalities while providing more reliable evaluation.

MMMG includes 49 tasks (29 are newly developed) and 937 instructions across 4 modality combinations—text, image, audio, and interleaved modalities—as depicted in Table 2. By categorizing tasks based on assessed capabilities, MMMG enables fine-grained analysis of model performance and targeted identification of weaknesses.

To validate the human alignment of MMMG, we conduct human evaluation across 37 tasks—674 instructions and 1886 evaluation questions—with each question assessed by three independent annotators and aggregated by majority vote. MMMG achieves an average human agreement of 94.3% with average inter-annotator agreement being 97.1%. Modality-specific agreements achieve 94.8% for image, 92.6% for audio, 95.6% for interleaved image-text, and 91.0% for interleaved audio-text, with relative improvements over prior best results by 14.2% for image, and 28.1% for interleaved image-text evaluation [Ghosh et al., 2023, Chen et al., 2025a].

We benchmark 24 open and proprietary multimodal generation models using the optimal evaluation methods identified in human studies. Partial results are shown in Figure 2; the rest are in Appendix D.2. We find that modality-unified autoregressive models (ARMs) surpass diffusion models in image generation, with GPT IMAGE [OpenAI, 2025] achieving the best accuracy of 78.3%. This indicates ARMs trained on extensive language-image datasets have stronger linguistic capabilities, enabling better instruction following and improved alignment with user intent. However, GPT IMAGE still falls short in interleaved text-image reasoning tasks for math and code, achieving only 13.1% accuracy, 3D scene transformation at 34.1%, and interleaved image editing at 48.4%. Our qualitative error analysis reveals that another ARM, GEMINI IMAGE, tends to tangle multiple images in generation, hindering accurate image-sequence and image-text pair generation. Additionally, MMMG reveals greater headroom for improvement in audio generation tasks compared to image, with top-performing models achieving accuracies of 48.7% for sound and 41.9% for music generation. Overall, MMMG provides a reliable benchmark for multimodal model ranking and fine-grained capability analysis.

2 Related Work

Interleaved Multimodal Generation. Interleaved multimodal generation involves generating coherent content across multiple modalities simultaneously, such as visual storytelling [Huang et al., 2016, Wen et al., 2023], reference-based image editing [Chen et al., 2025b], and voice chatbots [Chu et al., 2024]. Effective models must understand multimodal inputs and produce aligned outputs across modalities. Current approaches include (1) LLM backbones with specialized decoders [Chen et al., 2025c, Xie et al., 2025a], which leverage dedicated components to render visual or audio outputs; (2) modality-unified autoregressive models [Chern et al., 2024, Hurst et al., 2024, Wang et al., 2024], processing text, visual, and acoustic tokens within a single sequence model, enabling native generation of interleaved content; and (3) agent-based methods [Chen et al., 2025a], using a “Plan-Execute-Refine” pipeline with modality-specific tools. Despite significant advances, evaluation

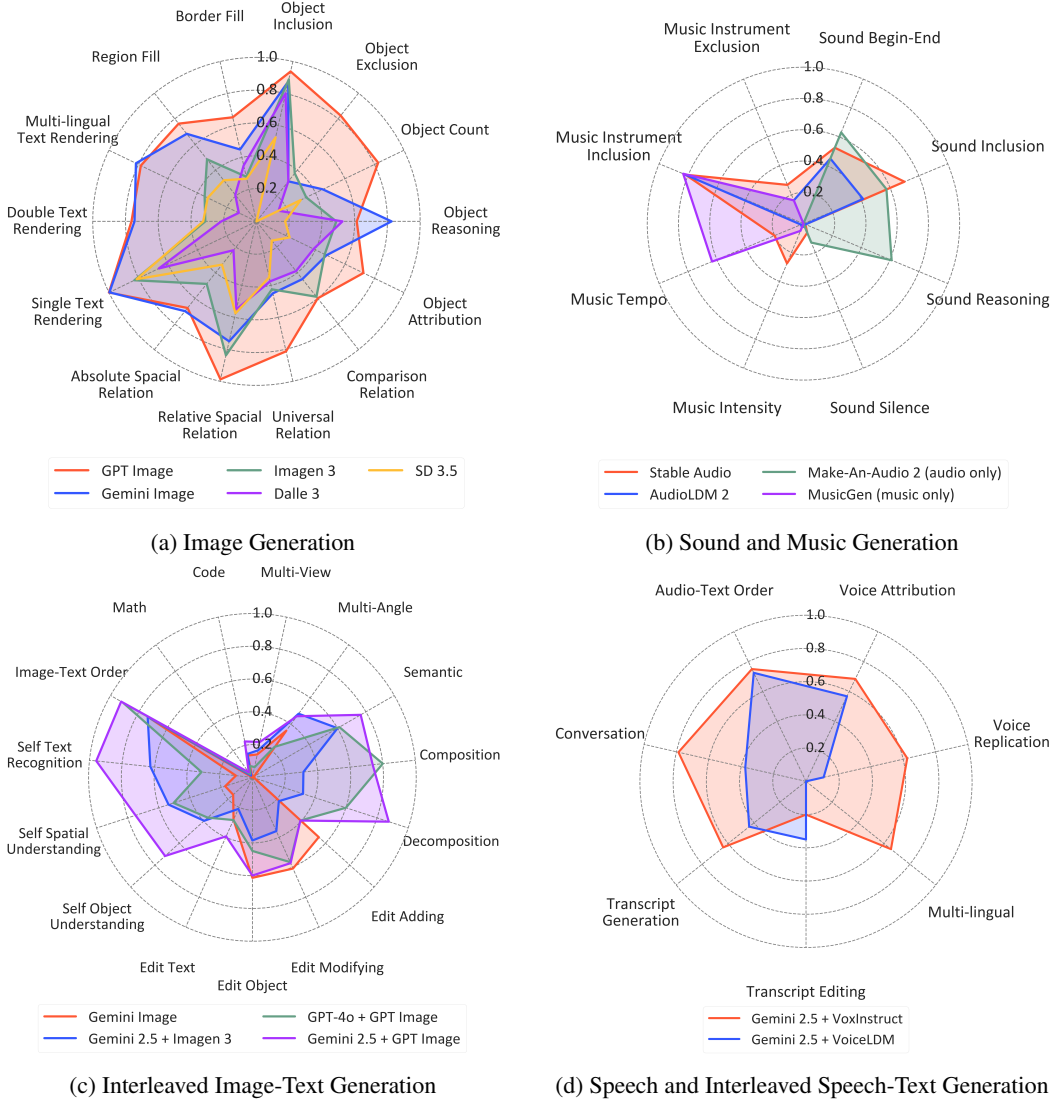


Figure 2: Benchmark results of multimodal generation models on MMMG covering four modality combinations. Please refer to Table 2 for more detailed category information. We aggregate some sub-tasks for interleaved image-text generation. GPT IMAGE beats all other models on most image generation tasks, and strongly competes other baselines in generating consistent image sequences and coherent interleaved image-text contents.

frameworks for interleaved multimodal generation remain underdeveloped, particularly in accurately and automatically assessing cross-modal consistency, and instruction-following capabilities.

Multimodal Generation Evaluation. Evaluating image, audio and their interleaved generation presents unique challenges that have been addressed through several approaches, each with notable limitations, including (1) using specialized visual or audio models [Ghosh et al., 2023, Xie et al., 2025b], which struggle to generalize beyond their training data [Ming et al., 2022]; (2) directly employing MLMs as evaluators [Xia et al., 2025, Chen et al., 2024b, 2025a], which often misalign with human judgments [Chen et al., 2024a]; and (3) for image evaluation particularly, leveraging visual question answering (VQA) to assess specific aspects of generated content [Hu et al., 2023, Lin et al., 2024], which declines significantly in accuracy when facing complex evaluation scenarios that require nuanced reasoning [Chen et al., 2025a]. To address these limitations, previous research incorporates extensive human preference data to enhance MLM accuracy [Xiong et al., 2024, Yao et al., 2025]. Our work is an orthogonal approach that carefully designs evaluation instructions to leverage current MLM strengths while mitigating their limitations, enabling reliable multimodal evaluation without extra training or finetuning. Table 1 compares MMMG with existing benchmarks.

3 MMMG Benchmark Construction

Our goal is to build a multimodal generation benchmark that (1) covers a wide range of modalities and their combinations (image, audio, interleaved text and image, interleaved text and audio) with diverse tasks spanning different model capabilities. For each task, (2) we also ensure reliable automated evaluation that aligns well with humans. In this section, we first discuss our data and instruction construction in detail (§3.1), and then introduce the evaluation methods we built for each task (§3.2).

Task	Subtask	Description	Input	Output	# Inst.	Evaluation
Object Generation	Inclusion	Include one or two unrelated objects in the scene.	T		20	VLM
	Exclusion	Exclude one related object from the scene.	T		20	VLM
	Count	Generate exactly N objects.	T		20	VLM
	Attribution	Generate an object with uncommon attributes.	T		20	VLM
	Reasoning	Generate the answer object to a multi-hop question.	T		20	VLM
Relation Control	Comparison	Generate two objects with uncommon relations.	T		20	VLM
	Universal	Generate objects with all identical/different attributes.	T		20	VLM
	Relative Spatial	Generate two objects with given relative spacial relation.	T		20	VLM
	Absolute Spatial	Generate one/two objects in the absolute image quarter.	T		20	VLM
Image Format	Border Fill	Surround the image with pure and solid colored border.	T		15	Program + SSIM
	Region Fill	Fill the given region with pure and solid color.	T		15	Program + SSIM
Text Rendering	Single	Render English text on one object.	T		20	VLM
	Double	Render two English texts on two objects.	T		20	VLM
	Multi-Lingual	Render one Chinese/German text on one object.	T		20	VLM
Image Editing	Object Adding	Add a new object to the original image.	T,		20	VLM + SSIM
	Object Removing	Remove an existing object in the original image.	T,		20	VLM + SSIM
	Object Modifying	Replace an existing object in the original image.	T,		20	VLM + SSIM
	Text Editing	Add/Remove/Replace text in the original image.	T,		25	VLM + SSIM
	Interleaved Adding	Add an external image object to the original image.	T,		20	DreamSim + SSIM
	Interleaved Modifying	Change the color of an object in the original image.	T,		20	DreamSim + SSIM
Image Consistency	Semantic	Generate multiple images in semantic order.	T		20	VLM
	Composition	Compose individual objects in the given order.	T		20	VLM
	Decomposition	Decompose object combination in the given order.	T,		20	VLM
	Multi-View	Generate multiple views of the reference scene.	T,		20	SSIM
	Multi-Angle	Generate multiple views of the reference object.	T,		20	SSIM
Image-Text Coherence	Self Count	Count objects in the self-generated image.	T	T,	20	VLM
	Self Color	Name object colors in the self-generated image.	T	T,	20	VLM
	Self Size	Compare object sizes in the self-generated image.	T	T,	20	VLM
	Self Relative Spatial	Decide relative spacial relation in the generated image.	T	T,	20	VLM
	Self Absolute Spatial	Decide absolute spacial relation in the generated image.	T	T,	20	VLM
	Self OCR	Recognize the text in the generated image.	T	T,	20	VLM
Interleaved Reasoning	Math	Solve the IQ-test puzzles.	T,	T,	20	VLM
	Code	Read SVG codes and render the SVG image.	T	T,	20	VLM + DreamSim
Sound Generation	Begin-End	Begin/End the audio with the given sound effect.	T		20	CLAPScore
	Positional Inclusion	Include one sound effect at a relative audio position.	T		20	CLAPScore
	Silence	Generate two ordered sound effects separated by silence.	T		20	CLAPScore
	Reasoning	Generate the answer sound to a multi-hop question.	T		18	CLAPScore
Music Generation	Instrument Inclusion	Generate music with the given instrument.	T		15	CLAPScore
	Instrument Exclusion	Generate music without the given instrument.	T		14	CLAPScore
	Tempo	Generate music with the given tempo.	T		15	Program
	Intensity	Generate music with fade in/out at the beginning/end.	T		10	Program
Interleaved Speech Generation	Voice Attribution	Generate an en. speech with required voice attributes.	T		20	Whisper+W2V+Program
	Voice Replication	Generate an en. speech replicating the reference voice.	T,		20	Whisper + WavLM
	Multi-Lingual	Generate a zh. speech with required voice attributes.	T		20	Whisper+W2V+Program
	Transcript Generation	Generating an speech with textual constraints for transcripts.	T		20	Whisper + Program
	Transcript Editing	Editing an speech with textual constraints for transcripts.	T		20	Whisper + Program
	Conversation	Generate a conversation with given speaker order.	T		20	Whisper + WavLM
Modality Order Control	Image-Text	Generate interleaved image-text content in given order.	T,	T,	20	Program
	Audio-Text	Generate interleaved audio-text content in given order.	T,	T,	20	Program

Table 2: Detailed task definition and metadata for MMMG. T denotes text modality, for image modality, for multiple images, for audio and for multiple audios. We evaluate each task with the method that yields the highest human agreement. green background indicates new tasks.

3.1 Data Curation

To guarantee high-quality instructions and reliable evaluation, we design a systematic data curation pipeline consisting of three key stages.

Task Creation. We begin by creating an initial pool of 76 candidate task templates. These tasks span various modality combinations and each task aims to evaluate a single multimodal generation capability. The complete list of 76 tasks can be found in Appendix B.2. For each task, we conduct a rigorous feasibility assessment to ensure there is at least one reliable evaluation method available—either programmatic verification or a literature-supported, highly human-aligned evaluation method. Based on this process, we narrow our task pool down to 55 tasks.

Instruction Synthesis and Validation. We employ a human-in-the-loop approach to synthesize high-quality instructions for each task. Inspired by Self-Instruct [Wang et al., 2023], we prompt GPT-4O [Hurst et al., 2024] with the task template and quality-controlled criteria to generate 10 candidate instructions per task. We then go through a two-stage selection process:

- **Quality Filtering.** Initially, we remove instructions that are ambiguous (instructions with unclear or multiple interpretations), unrealistic (instructions that describe improbable or nonsensical scenarios), or redundant (instructions that closely resemble previously accepted examples). For instance, unrealistic instruction “*Generate an image of a forest without any trees*” is discarded because it is semantically contradictory and unlikely to occur in actual user queries.
- **Verifiability Assessment.** For instructions passing the initial filtering stage, we sample generated outputs and verify if at least one evaluation methods yield high alignment with human judgments. This step is crucial because even models generally capable of performing a given task may fail to accurately evaluate out-of-distribution variants within that domain. For example, GPT-4O can accurately count fewer than 7 objects but is prone to errors counting more than 10 objects.

We then generate another 10 candidate instructions and repeat the generation and validation process continues until we gather approximately 20 high-quality instructions per task. Statistically, 10–50% of generated instructions pass examination, depending on task difficulty.

Postprocessing. For final quality control, we perform a task-level postprocessing step to further refine our benchmark. This involves two procedures: (1) Task filtering: we recruit two independent annotators to judge if each task is realistic. We eliminate six tasks that at least one annotator judges to be unrealistic. (2) Instruction paraphrasing: To ensure linguistic diversity and prevent models from memorizing specific instruction patterns, we paraphrase all remaining instructions. Each paraphrased instruction is examined manually to verify that it is equivalent to the original instruction semantically.

To this end, we ultimately collect a total of 937 instructions across 49 tasks spanning 4 modality combinations. This systematic approach ensures that MMMG provides a comprehensive, fine-grained, and reliable evaluation framework for assessing multimodal generation capabilities. The detailed definitions and metadata of each task in MMMG can be found in Table 2.

3.2 Evaluation Method

We report the evaluation method used for each task in Table 2. For more details about implementation, please refer to Appendix C.3.

VLM. We employ vision language models (VLMs) for most reference-free image evaluation tasks. We do not use object detection or OCR models because VLMs demonstrate superior performance in out-of-domain scenarios. A common practice to boost VLM-as-a-judge is visual question answering (VQA), where models generate verification questions and answer the questions based on images to determine if images follow given instructions. However, we find that automatically generated question-answer pairs like those in TIFA [Hu et al., 2023] often misalign with human judgment on challenging tasks. Therefore, we manually design visual questions for each instruction based on these important principles as shown in Figure 1(b):

- Chain-of-thought prompting significantly improves VLM performance on boolean questions. Specifically, instructing models not to output yes/no at the beginning of their responses substantially reduces hallucination which echoes findings in Zhang et al. [2024].

- Multiple-choice format can boost VLM’s performance on object counting and spatial relationship reasoning. We hypothesize that multiple-choice questions effectively reduce the output space, thereby simplifying these tasks. For example, including an option like “*E. More than 6*” in object counting questions can prevent miscounting errors in scenarios with numerous objects.
- Adding negative prompts helps alleviate visual hallucination. For instance, VLMs can easily overlook a constraint such as “*one basketball with a cube shape,*” whereas “*one basketball with a cube shape instead of a sphere*” forces the VLM to reject a spherical basketball.

Image Similarity. For reference-based image evaluation tasks requiring perceptual similarity, we employ DreamSim [Fu et al., 2023]. When exact matching is necessary, we use SSIM [Wang et al., 2004]. For image editing tasks, we implement a dual approach: DreamSim/VQA evaluates the edited region, while SSIM assesses the unmodified areas outside it, ensuring that local editing instructions are precisely followed as shown in Figure 1(e).

Audio Similarity. Research indicates that current audio language models (ALMs) cannot reliably analyze sound or music clips [Sakshi et al., 2025]. Therefore, we select ESC-50 [Piczak, 2015] and OpenMIC-2018 [Humphrey et al., 2018] as reference datasets for sound and music evaluation, and compute CLAP cosine similarity [Wu et al., 2023] with reference audio as shown in Figure 1(c).

Audio Model. For specialized audio analysis, we employ several targeted models. WAVLM [Chen et al., 2022] is employed for speaker similarity verification with an empirical optimal threshold of 0.86. For speech transcription, we use Whisper [Radford et al., 2023] as shown in Figure 1(d). Gender classification in speech leverages a finetuned WAV2VEC checkpoint [Fiury, 2023]. For music tempo computation, we employ BEATTHIS [Foscarin et al., 2024] for beat tracking and the beats statistics are used for music tempo computation.

Program. For programmatic verification, we utilize PIL for image analysis as shown in Figure 1(a), Librosa [McFee et al., 2015] and Praat [Boersma and Van Heuven, 2001] for audio pitch, intensity, and speed analysis. For textual constraint verification, we follow the implementation of IF-Eval [Zhou et al., 2023]. We use word accuracy (WAcc) to evaluate textual similarity for visual text rendering and text-to-speech tasks which requires exact matching.

Scoring. Each generation receives either a similarity score or a binary classification of whether all requirements in the instruction are correctly rendered following previous work setup [Ghosh et al., 2023]. We convert binary classification to numerical scores (0.0 for incorrect, 1.0 for correct) and average all generation scores within each task to obtain task-level scores, then macro-average all task scores to get the final accuracy score for the multimodal generation model.

4 Experiment Settings

Generation. We evaluate 24 multimodal generation models specified in Appendix C.1. Following the experimental setup in Ghosh et al. [2023], we sample 4 generations for every instruction in our benchmark. We employ a temperature of 0 and a retry count of 4 for MLMs and sampling steps of 200 for diffusion models. We keep other parameters, such as guidance scale, as default values.

Evaluation. We compare several evaluation methods. For image generation, we include GPT-4o, GEMINI 2.5, and QWEN2.5-VL [Bai et al., 2025] to perform VQA for evaluation. CLIPScore [Hessel et al., 2021] is found as less aligned with human judgment in previous studies [Hu et al., 2023], thus not included. For sound and music evaluation, we include CLAPScore_{audio}, CLAPScore_{text}, and employing GEMINI 2.5 for acoustic question answering (AQA). CLAPScore_{audio} computes the CLAP cosine similarity with reference audio, while CLAPScore_{text} computes the similarity with reference audio captions. Following the optimal configurations identified in empirical studies, we calculate the average CLAPScore_{audio} with the 10 most similar reference audio samples. The threshold is 0.68 for ESC-50 and 0.62 for OpenMIC-2018.

5 Results and Analysis

In this section, we first report our human alignment experiment results in §5.1, and then the benchmarking results evaluated by the most human-aligned metrics in §5.2. We also report the correlation between MMMG with real-world human preference leaderboard in §5.3.

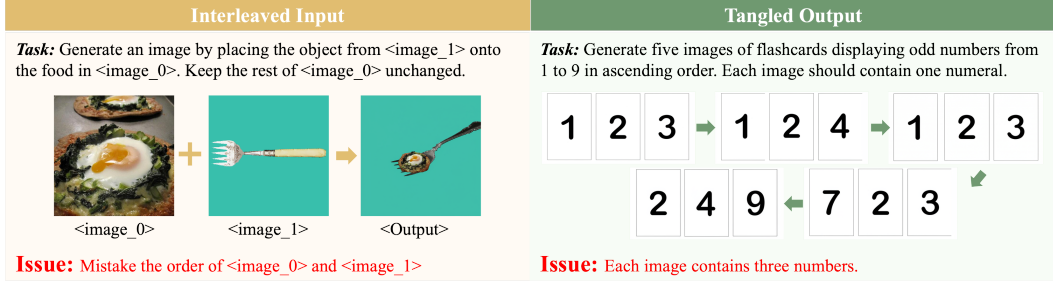


Figure 3: Two prevalent failure cases observed in interleaved image-text generation tasks for GEMINI IMAGE: (1) models fail to accurately interpret the order of images in interleaved inputs; and (2) models frequently blend multiple images together, possibly due to limitations in encoding multiple images with continuous latent image representations.

5.1 Alignment with Human Judges

We conduct human evaluations on 674 instructions evaluated by models. For each instruction, we randomly select two models from all models evaluated on this instruction and obtain one generation per model. Each generation is evaluated by two independent annotators, randomly selected from our pool of 20 graduate student annotators. To standardize the evaluation process and reduce subjective bias, we design specific multiple-choice questions for each instruction exemplified in Appendix C.5, thereby constraining annotators’ responses to a fixed set of choices and ensuring high inter-annotator agreement. In cases of disagreement, a third annotator determines the final annotation. In total, human studies involve 1886 evaluation questions and collect 3812 annotations. For verifiable instructions, human alignment validation is unnecessary as these tasks are designed for objective programmatic verification. Human-model and inter-human agreement measures can be found in Table 8.

MMMGM demonstrates high human alignment, with average best human-model agreement for image, audio, interleaved image-text, and interleaved audio-text being 0.948, 0.926, 0.956 and 0.910 respectively, calculated by selecting the method achieving the highest agreement per task and averaging across tasks. The average inter-annotator agreement remains as high as 0.971 with the worst case being 0.917. MMMGM also outperforms previous best benchmark alignment significantly: agreement on image generation surpasses GenEval (0.830) by 14.2%, and Pearson correlation on interleaved image-text generation surpasses ISG-Bench (0.718) by 28.1%. Experiments show that while GPT-4o remains the most human-aligned image evaluation model with an average agreement of 0.941, GEMINI 2.5 shows superior performance on spatial relationships and editing evaluation. Open-source models like QWEN2.5-VL still have a significant gap with proprietary models. For audio evaluation, even though CLAPScore_{text} yields a satisfactory agreement of 0.926, it relies highly on the quality of reference audio, thus making it challenging for out-of-domain audio evaluation.

5.2 Benchmarking Results

We benchmark models with the most aligned evaluation methods for each task. Selected model performances are illustrated in Figure 2, with complete evaluation results provided in Appendix D.2.

Image Generation. ARMs outperform diffusion models on image generation tasks, with GPT IMAGE and GEMINI IMAGE achieving accuracies of 0.783 and 0.641 respectively, ranking 1st and 3rd. This indicates that ARMs with stronger linguistic capabilities can better follow instructions. However, models struggle notably when generating objects with uncommon attributes and producing pairs of objects with unusual relationships, showing average accuracies of only 0.389 and 0.422 respectively. This underscores the vulnerability of image generation models to out-of-domain instructions.

Interleaved Image-Text Generation. Interleaved image-text generation poses considerable challenges, with the best-performing combination (GEMINI 2.5 + GPT IMAGE) achieving limited accuracies of 0.131 on math and coding reasoning, 0.341 on 3D scene transformations, and 0.484 on interleaved image editing. Additionally, modality-unified autoregressive models such as ANOLE and GEMINI IMAGE struggle to understand interleaved input and tend to output tangled output, highlighting their limitations compared to agent-based models as shown in Figure 3.

Sound and Music Generation. Current audio generation models exhibit significant reasoning limitations, achieving low average accuracies across tested models—0.193 for instrument exclusion and 0.175 for sound reasoning. Volume-related tasks also demonstrate poor performance, with silence generation and intensity control reaching average accuracies of merely 0.048 and 0.085, respectively. Only MAKE-AN-AUDIO 2, leveraging large language models (LLMs) for instruction parsing, shows competence in sound reasoning, while MUSICGEN effectively manages tempo control. Audio generation models remain domain-constrained; only STABLE AUDIO and AUDIOOLDM 2 can handle both sound and music generation tasks.

Speech and Interleaved Speech-Text Generation. The sole inherently interleaved speech-text model, SPIRIT LM, fails entirely to follow speech generation instructions, showing zero accuracy on most tasks. Agent-based models also exhibit difficulties on tasks that require simultaneous speech understanding and generation, with average accuracies of 0.275 for speech editing.

5.3 Correlation with Real-World Leaderboard

We compare the correlation of the MMMG score with the Chatbot Arena [Chiang et al., 2024] score on the text-to-image task. We take the Arena Score for 7 image generation models under the “User Prompts Only” category as a gold reference. We report the Pearson correlation and Spearman’s rank correlation coefficient between gold arena scores and scores produced by evaluating on different benchmarks in Table 3. We compare with GenEval, DrawBench, and GenAI-Bench. We employ VQAScore [Lin et al., 2024] to replace human evaluation on DrawBench and GenAI-Bench; due to budgetary limitations, we randomly sample 400 out of 1600 instructions for GenAI-Bench.

MMMG provides reliable model rankings with a Spearman correlation coefficient of 0.857, significantly outperforming baseline benchmarks. This indicates that despite that synthetic instructions may not fully align with real-world queries, MMMG achieves higher alignment with human preferences. Such results suggest that evaluator alignment (i.e., the reliability of the evaluation method) may outweigh instruction distribution alignment (i.e., the extent to which benchmark tasks reflect real-world task distributions) for accurate model assessment. Moreover, MMMG demonstrates superior differentiation capabilities among evaluated models. The performance gap of 0.318 between the highest- and lowest-ranked models is much larger than the next-best baseline (GenEval), which has only a gap of 0.147. This larger range underscores MMMG’s enhanced ability to distinguish among models, particularly for differentiating performance among top-tier models.

Due to the lack of real-world human preference leaderboards like Chatbot Arena for other modalities, we leave human preference correlation studies for other modalities as future work.

6 Conclusion

In this work, we introduce MMMG, a comprehensive automated evaluation suite for multitask multimodal generation, addressing critical limitations of existing benchmarks. We collect 937 high-quality instructions spanning 49 diverse tasks involving text, image, audio, and interleaved content. Extensive human validation demonstrates that MMMG correlates better with human judgments compared to previous benchmarks. Benchmarking results highlight ongoing challenges in multimodal reasoning, interleaved generation, and audio generation. The fine-grained nature of MMMG enables detailed capability analysis, providing valuable insights for targeted multimodal improvements. Beyond serving as a leaderboard, we hope MMMG inspires scalable collection of verifiable validation signals for future multimodal generation training. Given the page limit, we refer readers to Appendix A for limitations and social impacts discussion.

Model	Arena	GenEval	Draw	GenAI	MMMG
IMAGEN 3	1087	0.707	0.831	0.793	0.510
RECRRAFT V3	1009	0.732	0.826	0.817	0.489
LUMA PHOTON	1021	0.738	0.766	0.804	0.646
FLUX 1.1 Pro	1000	0.588	0.725	0.736	0.494
IDEOGRAM 2	1019	0.615	0.757	0.782	0.557
DALLE 3	978	0.627	0.809	0.811	0.376
SD 3.5	919	0.591	0.711	0.715	0.335
Pearson		0.592	0.633	0.554	0.673
Spearman		0.607	0.607	0.286	0.857

Table 3: Correlation of automated image generation benchmarks with Chatbot Arena. Arena, Draw, GenAI represent Chatbot Arena, DrawBench, and GenAI-Bench. MMMG achieves the highest correlation with Chatbot Arena. This indicates even though our instructions are synthetic, the evaluation results are still highly human-aligned.

References

- Abubakar Abid, Ali Abdalla, Ali Abid, Dawood Khan, Abdulrahman Alfozan, and James Zou. Gradio: Hassle-free sharing and testing of ml models in the wild. *arXiv preprint arXiv:1906.02569*, 2019.
- Josh Achiam, Steven Adler, Sandhini Agarwal, Lama Ahmad, Ilge Akkaya, Florencia Leoni Aleman, Diogo Almeida, Janko Altschmidt, Sam Altman, Shyamal Anadkat, et al. Gpt-4 technical report. *arXiv preprint arXiv:2303.08774*, 2023.
- Ideogram AI. Ideogram 2, 2024a. URL <https://ideogram.ai/>. Accessed April 27, 2025.
- Luma AI. Luma photon, 2024b. URL <https://lumalabs.ai/photon>. Accessed April 27, 2025.
- Recraft AI. Recraft v3 model, 2024c. URL <https://www.recraft.ai/>. Accessed April 27, 2025.
- Rosana Ardila, Megan Branson, Kelly Davis, Michael Kohler, Josh Meyer, Michael Henretty, Reuben Morais, Lindsay Saunders, Francis Tyers, and Gregor Weber. Common voice: A massively-multilingual speech corpus. In *Proceedings of the Twelfth Language Resources and Evaluation Conference*, pages 4218–4222, 2020.
- Shuai Bai, Keqin Chen, Xuejing Liu, Jialin Wang, Wenbin Ge, Sibao Song, Kai Dang, Peng Wang, Shijie Wang, Jun Tang, et al. Qwen2. 5-vl technical report. *arXiv preprint arXiv:2502.13923*, 2025.
- Jason Baldridge, Jakob Bauer, Mukul Bhutani, Nicole Brichtova, Andrew Bunner, Lluís Castrejon, Kelvin Chan, Yichang Chen, Sander Dieleman, Yuqing Du, et al. Imagen 3. *arXiv preprint arXiv:2408.07009*, 2024.
- James Betker, Gabriel Goh, Li Jing, Tim Brooks, Jianfeng Wang, Linjie Li, Long Ouyang, Juntang Zhuang, Joyce Lee, Yufei Guo, et al. Improving image generation with better captions. *Computer Science*. <https://cdn.openai.com/papers/dall-e-3.pdf>, 2(3):8, 2023.
- Paul Boersma and Vincent Van Heuven. Speak and unspeak with praat. *Glott International*, 5(9/10): 341–347, 2001.
- Huanqia Cai, Yijun Yang, and Winston Hu. Mm-iq: Benchmarking human-like abstraction and reasoning in multimodal models. *arXiv preprint arXiv:2502.00698*, 2025.
- Dongping Chen, Ruoxi Chen, Shilin Zhang, Yaochen Wang, Yinuo Liu, Huichi Zhou, Qihui Zhang, Yao Wan, Pan Zhou, and Lichao Sun. Mllm-as-a-judge: Assessing multimodal llm-as-a-judge with vision-language benchmark. In *Forty-first International Conference on Machine Learning*, 2024a.
- Dongping Chen, Ruoxi Chen, Shu Pu, Zhaoyi Liu, Yanru Wu, Caixi Chen, Benlin Liu, Yue Huang, Yao Wan, Pan Zhou, and Ranjay Krishna. Interleaved scene graphs for interleaved text-and-image generation assessment. In *The Thirteenth International Conference on Learning Representations*, 2025a.
- Liang Chen, Shuai Bai, Wenhao Chai, Weichu Xie, Haozhe Zhao, Leon Vinci, Junyang Lin, and Baobao Chang. Multimodal representation alignment for image generation: Text-image interleaved control is easier than you think. *arXiv preprint arXiv:2502.20172*, 2025b.
- Sanyuan Chen, Chengyi Wang, Zhengyang Chen, Yu Wu, Shujie Liu, Zhuo Chen, Jinyu Li, Naoyuki Kanda, Takuya Yoshioka, Xiong Xiao, et al. Wavlm: Large-scale self-supervised pre-training for full stack speech processing. *IEEE Journal of Selected Topics in Signal Processing*, 16(6): 1505–1518, 2022.
- Wei Chen, Lin Li, Yongqi Yang, Bin Wen, Fan Yang, Tingting Gao, Yu Wu, and Long Chen. Comm: A coherent interleaved image-text dataset for multimodal understanding and generation. *arXiv preprint arXiv:2406.10462*, 2024b.
- Xiaokang Chen, Zhiyu Wu, Xingchao Liu, Zizheng Pan, Wen Liu, Zhenda Xie, Xingkai Yu, and Chong Ruan. Janus-pro: Unified multimodal understanding and generation with data and model scaling. *arXiv preprint arXiv:2501.17811*, 2025c.

- Ethan Chern, Jiadi Su, Yan Ma, and Pengfei Liu. Anole: An open, autoregressive, native large multimodal models for interleaved image-text generation. *arXiv preprint arXiv:2407.06135*, 2024.
- Wei-Lin Chiang, Lianmin Zheng, Ying Sheng, Anastasios Nikolas Angelopoulos, Tianle Li, Dacheng Li, Banghua Zhu, Hao Zhang, Michael Jordan, Joseph E Gonzalez, et al. Chatbot arena: An open platform for evaluating llms by human preference. In *Forty-first International Conference on Machine Learning*, 2024.
- Yunfei Chu, Jin Xu, Qian Yang, Haojie Wei, Xipin Wei, Zhifang Guo, Yichong Leng, Yuanjun Lv, Jinzheng He, Junyang Lin, et al. Qwen2-audio technical report. *arXiv preprint arXiv:2407.10759*, 2024.
- Jade Copet, Felix Kreuk, Itai Gat, Tal Remez, David Kant, Gabriel Synnaeve, Yossi Adi, and Alexandre Défossez. Simple and controllable music generation. *Advances in Neural Information Processing Systems*, 36:47704–47720, 2023.
- Zach Evans, Julian D Parker, CJ Carr, Zack Zukowski, Josiah Taylor, and Jordi Pons. Stable audio open. In *ICASSP 2025-2025 IEEE International Conference on Acoustics, Speech and Signal Processing (ICASSP)*, pages 1–5. IEEE, 2025.
- Alexandre Fiury. wav2vec2-large-xlsr-53-gender-recognition-librispeech. <https://huggingface.co/alefiury/wav2vec2-large-xlsr-53-gender-recognition-librispeech>, 2023.
- Francesco Foscari, Jan Schlüter, and Gerhard Widmer. Beat this! accurate beat tracking without DBN postprocessing. In *Proceedings of the 25th International Society for Music Information Retrieval Conference (ISMIR)*, San Francisco, CA, United States, November 2024.
- Stephanie Fu, Netanel Tamir, Shobhita Sundaram, Lucy Chai, Richard Zhang, Tali Dekel, and Phillip Isola. Dreamsim: Learning new dimensions of human visual similarity using synthetic data. *Advances in Neural Information Processing Systems*, 36:50742–50768, 2023.
- Yuying Ge, Sijie Zhao, Ziyun Zeng, Yixiao Ge, Chen Li, Xintao Wang, and Ying Shan. Making LLaMA SEE and draw with SEED tokenizer. In *The Twelfth International Conference on Learning Representations*, 2024.
- Dhruba Ghosh, Hannaneh Hajishirzi, and Ludwig Schmidt. Geneval: An object-focused framework for evaluating text-to-image alignment. *Advances in Neural Information Processing Systems*, 36: 52132–52152, 2023.
- Jack Hessel, Ari Holtzman, Maxwell Forbes, Ronan Le Bras, and Yejin Choi. Clipscore: A reference-free evaluation metric for image captioning. In *Proceedings of the 2021 Conference on Empirical Methods in Natural Language Processing*, pages 7514–7528, 2021.
- Yushi Hu, Benlin Liu, Jungo Kasai, Yizhong Wang, Mari Ostendorf, Ranjay Krishna, and Noah A Smith. Tifa: Accurate and interpretable text-to-image faithfulness evaluation with question answering. In *Proceedings of the IEEE/CVF International Conference on Computer Vision*, pages 20406–20417, 2023.
- Yushi Hu, Weijia Shi, Xingyu Fu, Dan Roth, Mari Ostendorf, Luke Zettlemoyer, Noah A Smith, and Ranjay Krishna. Visual sketchpad: Sketching as a visual chain of thought for multimodal language models. In *The Thirty-eighth Annual Conference on Neural Information Processing Systems*, 2024.
- Jiawei Huang, Yi Ren, Rongjie Huang, Dongchao Yang, Zhenhui Ye, Chen Zhang, Jinglin Liu, Xiang Yin, Zejun Ma, and Zhou Zhao. Make-an-audio 2: Temporal-enhanced text-to-audio generation. *arXiv preprint arXiv:2305.18474*, 2023.
- Ting-Hao Huang, Francis Ferraro, Nasrin Mostafazadeh, Ishan Misra, Aishwarya Agrawal, Jacob Devlin, Ross Girshick, Xiaodong He, Pushmeet Kohli, Dhruv Batra, et al. Visual storytelling. In *Proceedings of the 2016 conference of the North American chapter of the association for computational linguistics: Human language technologies*, pages 1233–1239, 2016.
- Yi Huang, Jiancheng Huang, Yifan Liu, Mingfu Yan, Jiayi Lv, Jianzhuang Liu, Wei Xiong, He Zhang, Liangliang Cao, and Shifeng Chen. Diffusion model-based image editing: A survey. *IEEE Transactions on Pattern Analysis & Machine Intelligence*, (01):1–27, 2025.

- Eric Humphrey, Simon Durand, and Brian McFee. Openmic-2018: An open data-set for multiple instrument recognition. In *ISMIR*, pages 438–444, 2018.
- Aaron Hurst, Adam Lerer, Adam P Goucher, Adam Perelman, Aditya Ramesh, Aidan Clark, AJ Ostrow, Akila Welihinda, Alan Hayes, Alec Radford, et al. Gpt-4o system card. *arXiv preprint arXiv:2410.21276*, 2024.
- Jiaming Ji, Jiayi Zhou, Hantao Lou, Boyuan Chen, Donghai Hong, Xuyao Wang, Wenqi Chen, Kaile Wang, Rui Pan, Jiahao Li, et al. Align anything: Training all-modality models to follow instructions with language feedback. *arXiv preprint arXiv:2412.15838*, 2024.
- Justin Johnson, Bharath Hariharan, Laurens Van Der Maaten, Li Fei-Fei, C Lawrence Zitnick, and Ross Girshick. Clevr: A diagnostic dataset for compositional language and elementary visual reasoning. In *Proceedings of the IEEE conference on computer vision and pattern recognition*, pages 2901–2910, 2017.
- Zhifeng Kong, Sang-gil Lee, Deepanway Ghosal, Navonil Majumder, Ambuj Mehrish, Rafael Valle, Soujanya Poria, and Bryan Catanzaro. Improving text-to-audio models with synthetic captions. In *Proc. SynData4GenAI 2024*, pages 1–5, 2024.
- Felix Kreuk, Gabriel Synnaeve, Adam Polyak, Uriel Singer, Alexandre Défossez, Jade Copet, Devi Parikh, Yaniv Taigman, and Yossi Adi. Audiogen: Textually guided audio generation. *arXiv preprint arXiv:2209.15352*, 2022.
- Black Forest Labs. Flux. <https://github.com/black-forest-labs/flux>, 2024.
- Yeonghyeon Lee, Inmo Yeon, Juhan Nam, and Joon Son Chung. Voiceldm: Text-to-speech with environmental context. In *ICASSP 2024-2024 IEEE International Conference on Acoustics, Speech and Signal Processing (ICASSP)*, pages 12566–12571. IEEE, 2024.
- Baiqi Li, Zhiqiu Lin, Deepak Pathak, Jiayao Emily Li, Xide Xia, Graham Neubig, Pengchuan Zhang, and Deva Ramanan. Genai-bench: A holistic benchmark for compositional text-to-visual generation. In *Synthetic Data for Computer Vision Workshop@ CVPR 2024*, 2024.
- Tsung-Yi Lin, Michael Maire, Serge Belongie, James Hays, Pietro Perona, Deva Ramanan, Piotr Dollár, and C Lawrence Zitnick. Microsoft coco: Common objects in context. In *Computer vision—ECCV 2014: 13th European conference, zurich, Switzerland, September 6-12, 2014, proceedings, part v 13*, pages 740–755. Springer, 2014.
- Zhiqiu Lin, Deepak Pathak, Baiqi Li, Jiayao Li, Xide Xia, Graham Neubig, Pengchuan Zhang, and Deva Ramanan. Evaluating text-to-visual generation with image-to-text generation. In *European Conference on Computer Vision*, pages 366–384. Springer, 2024.
- Cheng Liu, Hui Wang, Jinghua Zhao, Shiwan Zhao, Hui Bu, Xin Xu, Jiaming Zhou, Haoqin Sun, and Yong Qin. Musiceval: A generative music corpus with expert ratings for automatic text-to-music evaluation. *arXiv preprint arXiv:2501.10811*, 2025.
- Haohe Liu, Yi Yuan, Xubo Liu, Xinhao Mei, Qiuqiang Kong, Qiao Tian, Yuping Wang, Wenwu Wang, Yuxuan Wang, and Mark D Plumbley. Audioldm 2: Learning holistic audio generation with self-supervised pretraining. *IEEE/ACM Transactions on Audio, Speech, and Language Processing*, 2024.
- Navonil Majumder, Chia-Yu Hung, Deepanway Ghosal, Wei-Ning Hsu, Rada Mihalcea, and Soujanya Poria. Tango 2: Aligning diffusion-based text-to-audio generations through direct preference optimization. In *Proceedings of the 32nd ACM International Conference on Multimedia*, pages 564–572, 2024.
- Brian McFee, Colin Raffel, Dawen Liang, Daniel PW Ellis, Matt McVicar, Eric Battenberg, and Oriol Nieto. librosa: Audio and music signal analysis in python. *SciPy*, 2015:18–24, 2015.
- Ambuj Mehrish, Navonil Majumder, Rishabh Bharadwaj, Rada Mihalcea, and Soujanya Poria. A review of deep learning techniques for speech processing. *Information Fusion*, 99:101869, 2023.

- Yifei Ming, Ziyang Cai, Jiuxiang Gu, Yiyao Sun, Wei Li, and Yixuan Li. Delving into out-of-distribution detection with vision-language representations. *Advances in neural information processing systems*, 35:35087–35102, 2022.
- Tu Anh Nguyen, Benjamin Muller, Bokai Yu, Marta R Costa-Jussa, Maha Elbayad, Sravya Popuri, Christophe Ropers, Paul-Ambroise Duquenne, Robin Algayres, Ruslan Mavlyutov, et al. Spirit-lm: Interleaved spoken and written language model. *Transactions of the Association for Computational Linguistics*, 13:30–52, 2025.
- Jinjie Ni, Yifan Song, Deepanway Ghosal, Bo Li, David Junhao Zhang, Xiang Yue, Fuzhao Xue, Yuntian Deng, Zian Zheng, Kaichen Zhang, Mahir Shah, Kabir Jain, Yang You, and Michael Shieh. Mixeval-x: Any-to-any evaluations from real-world data mixture. In *The Thirteenth International Conference on Learning Representations*, 2025.
- OpenAI. Introducing 4o image generation, 2025. URL <https://openai.com/index/introducing-4o-image-generation/>.
- Vassil Panayotov, Guoguo Chen, Daniel Povey, and Sanjeev Khudanpur. Librispeech: an asr corpus based on public domain audio books. In *2015 IEEE international conference on acoustics, speech and signal processing (ICASSP)*, pages 5206–5210. IEEE, 2015.
- Karol J Piczak. Esc: Dataset for environmental sound classification. In *Proceedings of the 23rd ACM international conference on Multimedia*, pages 1015–1018, 2015.
- Dustin Podell, Zion English, Kyle Lacey, Andreas Blattmann, Tim Dockhorn, Jonas Müller, Joe Penna, and Robin Rombach. Sdxl: Improving latent diffusion models for high-resolution image synthesis. In *The Twelfth International Conference on Learning Representations*, 2024.
- Shu Pu, Yaochen Wang, Dongping Chen, Yuhang Chen, Guohao Wang, Qi Qin, Zhongyi Zhang, Zhiyuan Zhang, Zetong Zhou, Shuang Gong, et al. Judge anything: Mllm as a judge across any modality. *arXiv preprint arXiv:2503.17489*, 2025.
- Alec Radford, Jong Wook Kim, Tao Xu, Greg Brockman, Christine McLeavey, and Ilya Sutskever. Robust speech recognition via large-scale weak supervision. In *International conference on machine learning*, pages 28492–28518. PMLR, 2023.
- Juan A Rodriguez, Shubham Agarwal, Issam H Laradji, Pau Rodriguez, David Vazquez, Christopher Pal, and Marco Pedersoli. Starvector: Generating scalable vector graphics code from images. *arXiv preprint arXiv:2312.11556*, 2023.
- Robin Rombach, Andreas Blattmann, Dominik Lorenz, Patrick Esser, and Björn Ommer. High-resolution image synthesis with latent diffusion models. In *Proceedings of the IEEE/CVF conference on computer vision and pattern recognition*, pages 10684–10695, 2022.
- Chitwan Saharia, William Chan, Saurabh Saxena, Lala Li, Jay Whang, Emily L Denton, Kamyar Ghasemipour, Raphael Gontijo Lopes, Burcu Karagol Ayan, Tim Salimans, et al. Photorealistic text-to-image diffusion models with deep language understanding. *Advances in neural information processing systems*, 35:36479–36494, 2022.
- S Sakshi, Utkarsh Tyagi, Sonal Kumar, Ashish Seth, Ramaneswaran Selvakumar, Oriol Nieto, Ramani Duraiswami, Sreyan Ghosh, and Dinesh Manocha. MMAU: A massive multi-task audio understanding and reasoning benchmark. In *The Thirteenth International Conference on Learning Representations*, 2025.
- Shelly Sheynin, Adam Polyak, Uriel Singer, Yuval Kirstain, Amit Zohar, Oron Ashual, Devi Parikh, and Yaniv Taigman. Emu edit: Precise image editing via recognition and generation tasks. In *Proceedings of the IEEE/CVF Conference on Computer Vision and Pattern Recognition*, pages 8871–8879, 2024.
- Gemini Team, Rohan Anil, Sebastian Borgeaud, Jean-Baptiste Alayrac, Jiahui Yu, Radu Soricut, Johan Schalkwyk, Andrew M Dai, Anja Hauth, Katie Millican, et al. Gemini: a family of highly capable multimodal models. *arXiv preprint arXiv:2312.11805*, 2023.

- Xinlong Wang, Xiaosong Zhang, Zhengxiong Luo, Quan Sun, Yufeng Cui, Jinsheng Wang, Fan Zhang, Yueze Wang, Zhen Li, Qiying Yu, et al. Emu3: Next-token prediction is all you need. *arXiv preprint arXiv:2409.18869*, 2024.
- Yizhong Wang, Yeganeh Kordi, Swaroop Mishra, Alisa Liu, Noah A Smith, Daniel Khashabi, and Hannaneh Hajishirzi. Self-instruct: Aligning language models with self-generated instructions. In *Proceedings of the 61st Annual Meeting of the Association for Computational Linguistics (Volume 1: Long Papers)*, pages 13484–13508, 2023.
- Zhou Wang, Alan C Bovik, Hamid R Sheikh, and Eero P Simoncelli. Image quality assessment: from error visibility to structural similarity. *IEEE transactions on image processing*, 13(4):600–612, 2004.
- Bingbing Wen, Zhengyuan Yang, Jianfeng Wang, Zhe Gan, Bill Howe, and Lijuan Wang. Infovisdial: An informative visual dialogue dataset by bridging large multimodal and language models. *arXiv preprint arXiv:2312.13503*, 2023.
- Thomas Wolf, Lysandre Debut, Victor Sanh, Julien Chaumond, Clement Delangue, Anthony Moi, Pierric Cistac, Tim Rault, Rémi Louf, Morgan Funtowicz, et al. Huggingface’s transformers: State-of-the-art natural language processing. *arXiv preprint arXiv:1910.03771*, 2019.
- Yusong Wu, Ke Chen, Tianyu Zhang, Yuchen Hui, Taylor Berg-Kirkpatrick, and Shlomo Dubnov. Large-scale contrastive language-audio pretraining with feature fusion and keyword-to-caption augmentation. In *ICASSP 2023-2023 IEEE International Conference on Acoustics, Speech and Signal Processing (ICASSP)*, pages 1–5. IEEE, 2023.
- Peng Xia, Siwei Han, Shi Qiu, Yiyang Zhou, Zhaoyang Wang, Wenhao Zheng, Zhaorun Chen, Chenhang Cui, Mingyu Ding, Linjie Li, et al. Mmie: Massive multimodal interleaved comprehension benchmark for large vision-language models. In *Adaptive Foundation Models: Evolving AI for Personalized and Efficient Learning*, 2025.
- Jinheng Xie, Weijia Mao, Zechen Bai, David Junhao Zhang, Weihao Wang, Kevin Qinghong Lin, Yuchao Gu, Zhijie Chen, Zhenheng Yang, and Mike Zheng Shou. Show-o: One single transformer to unify multimodal understanding and generation. In *The Thirteenth International Conference on Learning Representations*, 2025a.
- Zeyu Xie, Xuenan Xu, Zhizheng Wu, and Mengyue Wu. Audiotime: A temporally-aligned audio-text benchmark dataset. *arXiv preprint arXiv:2407.02857*, 2024.
- Zeyu Xie, Xuenan Xu, Zhizheng Wu, and Mengyue Wu. Audiotime: A temporally-aligned audio-text benchmark dataset. In *ICASSP 2025-2025 IEEE International Conference on Acoustics, Speech and Signal Processing (ICASSP)*, pages 1–5. IEEE, 2025b.
- Tianyi Xiong, Xiyao Wang, Dong Guo, Qinghao Ye, Haoqi Fan, Quanquan Gu, Heng Huang, and Chunyuan Li. Llava-critic: Learning to evaluate multimodal models. *arXiv preprint arXiv:2410.02712*, 2024.
- Jin Xu, Zhifang Guo, Jinzheng He, Hangrui Hu, Ting He, Shuai Bai, Keqin Chen, Jialin Wang, Yang Fan, Kai Dang, et al. Qwen2. 5-omni technical report. *arXiv preprint arXiv:2503.20215*, 2025.
- Zhilin Yang, Peng Qi, Saizheng Zhang, Yoshua Bengio, William Cohen, Ruslan Salakhutdinov, and Christopher D Manning. Hotpotqa: A dataset for diverse, explainable multi-hop question answering. In *Proceedings of the 2018 Conference on Empirical Methods in Natural Language Processing*, pages 2369–2380, 2018.
- Jihan Yao, Wenxuan Ding, Shangbin Feng, Lucy Lu Wang, and Yulia Tsvetkov. Varying shades of wrong: Aligning LLMs with wrong answers only. In *The Thirteenth International Conference on Learning Representations*, 2025.
- Wenqian Ye, Guangtao Zheng, Xu Cao, Yunsheng Ma, and Aidong Zhang. Spurious correlations in machine learning: A survey. *arXiv preprint arXiv:2402.12715*, 2024.

- Ruibin Yuan, Hanfeng Lin, Shuyue Guo, Ge Zhang, Jiahao Pan, Yongyi Zang, Haohe Liu, Yiming Liang, Wenye Ma, Xingjian Du, et al. Yue: Scaling open foundation models for long-form music generation. *arXiv preprint arXiv:2503.08638*, 2025.
- Muru Zhang, Ofir Press, William Merrill, Alisa Liu, and Noah A Smith. How language model hallucinations can snowball. In *Proceedings of the 41st International Conference on Machine Learning*, pages 59670–59684, 2024.
- Jeffrey Zhou, Tianjian Lu, Swaroop Mishra, Siddhartha Brahma, Sujoy Basu, Yi Luan, Denny Zhou, and Le Hou. Instruction-following evaluation for large language models. *arXiv preprint arXiv:2311.07911*, 2023.
- Yixuan Zhou, Xiaoyu Qin, Zeyu Jin, Shuoyi Zhou, Shun Lei, Songtao Zhou, Zhiyong Wu, and Jia Jia. Voxinstruct: Expressive human instruction-to-speech generation with unified multilingual codec language modelling. In *Proceedings of the 32nd ACM International Conference on Multimedia*, pages 554–563, 2024.

A Limitations and Social Impacts

While MMMG constitutes a significant advancement in automated multimodal generation evaluation, we acknowledge several limitations inherent to our methodology and scope.

Limited Task Coverage. MMMG does not exhaustively cover all potential tasks within multimodal generation, particularly in the domains of interleaved image-text generation and sound/music generation. This limitation primarily arises from current inadequacies in available evaluation methods or models, which fail to yield sufficiently human-aligned results on numerous widely-used tasks. Such gaps in coverage may introduce biases into our model rankings, potentially misaligning evaluation results with actual user experiences. To mitigate this, we intend to dynamically expand and update our benchmark tasks in real-time as more powerful and reliable evaluation models become available. We also include tasks that we considered commonly used but abandoned due to infeasible evaluation in Appendix B.2.

Dependence on Proprietary Models. Our evaluation heavily relies on proprietary models (e.g., GPT-4O, GEMINI 2.5). The substantial performance gap between proprietary and open-source models makes reliance on proprietary models necessary for achieving highly accurate and human-aligned evaluations across diverse tasks. Unfortunately, current open-source alternatives often lack sufficient accuracy on certain complex tasks, rendering them unsuitable as reliable evaluators. Consequently, this dependence limits broad reproducibility and access within the academic community, highlighting the urgent need for improved and accessible open-source evaluation models.

B Detailed Dataset Information

B.1 Data Source

- **Object Reasoning.** We sample from HotpotQA [Yang et al., 2018] through the official website. We take the QA pairs where the answers are individual objects and can be directly transformed into image generation instructions or the answers are nations and can be transformed into the national flags or animals generation instructions.
- **Image Editing.** We sample images from EmuEdit [Sheynin et al., 2024] through the “facebook/emu_edit_test_set” checkpoint on Huggingface [Wolf et al., 2019] for object adding, removing, modifying and text editing tasks. We modify the instructions to make sure they are clear and unambiguous. We also sample object images from COCO [Lin et al., 2014] through the official website and use PhotoShop to combine with the scene images in EmuEdit to form golden reference images. We sample scene images from CLEVR [Johnson et al., 2017] through the official website for the interleaved color modifying task, since modifying color for pure-colored geometries is much more unambiguous than regular objects. We also use PhotoShop to generate the golden reference images.
- **3D transformation.** We sample instructions and golden reference images from ISG-Bench [Chen et al., 2025a] through the official website. We polish the instructions to make sure they are clear and unambiguous.
- **Math.** We sample images from MM-IQ [Cai et al., 2025] through the “huanqia/MM-IQ” checkpoint on Huggingface. We manually edit the images to transform the multiple-choice questions into free-form generation questions. We have 2 annotators to check if the free-form questions can only have one possible answer without alternatives.
- **Code.** We sample SVG codes from StarVector [Rodriguez et al., 2023] through the “starvector/text2svg-stack” checkpoint on Huggingface. and transform the original image-to-text instructions into interleaved reasoning instructions. We sample SVG codes with a length between 1000-1500 characters to control difficulty.
- **Sound Generation.** We make sure all the target sounds fall in the 50 categories in ESC-50 [Piczak, 2015] through the “ashraq/esc50” checkpoint on Huggingface so that CLAPScore_{audio} can have reference audios to compare with.
- **Instrument Generation.** We make sure all the target instruments fall in the 20 categories in OpenMIC-2018 [Humphrey et al., 2018] through the official website so that CLAPScore_{audio} can have reference audios to compare with.

- **Speech Replication.** We samples speaker voices from LibriSpeech [Panayotov et al., 2015] ASR corpus through the official website and use them as reference speeches for voice replication tasks.

The remaining tasks are generated from GPT-4O with manually designed templates.

B.2 Excluded Tasks

We present the remaining 27 tasks we considered from our initial task set in Table 4. We exclude “Format Color”, “Format Symmetric”, “Speech Transcribing”, “Speech Encoding” tasks since they are not commonly seen in real user queries and “Image-to-Sound” and “Sound-to-Image” tasks are excluded because no models today can support these modalities. Other tasks are excluded because we could not find any reliable evaluation methods for those tasks.

Task	Example	Input	Output
Table Generation	Create a 2x2 table image. In the first column, place the text 'apple' in the top cell and 'pear' in the bottom cell. In the second column, place an image of an apple in the top cell and an image of a pear in the bottom cell.	T	
Figure Generation	Create a histogram to visualize the given data. <data>	T	
Format Color	Create a watermelon farm using only varying shades of red.	T	
Format Symmetric	Generate an image of a futuristic cityscape. The image must be axisymmetric along the vertical center line.	T	
Art Style	Create a painting of a dandelion sea in Impressionist style.	T	
Photography	Create a zoomed out photo of a small bag of coffee beans from below.	T	
Scene Editing	Make the weather in <image_0> sunny.	T,	
Attribute Editing	Make the woman in <image_0> cry.	T,	
Sound Count	Generate an audio of exactly three door knocks.	T	
Sound Order	Generate an audio of a can being opened followed by a sipping sound.	T	
Sound Duration	Generate audio of a car horn lasting for 3 seconds.	T	
Speech Emotion	Generate an audio of a woman sorrowfully saying, "What a life."	T	
Speech Accent	Generate an audio of a man speaking in Indian accent, "What a beautiful day!"	T	
Speech Background	Generate an audio of a man speaking in noisy train station distantly, "I am really busy."	T	
Speech Stress	Generate an audio of a man saying, "Give me money now!" with stress on word "now".	T	
Music Genre	Create a light 80-90s country music.	T	
Music Emotion	Generate a vibrant, pulsating disco drum track.	T	
Music Lyrics	Create a flute melody with the lyrics, <lyrics>.	T	
Singer Attribution	Generate a jazz piece accompanied by lyrics "<lyrics>", featuring a tenor singer performing in Bel Canto style.	T	
Lyrics Editing	Replace the lyrics in <audio_0> with <lyrics>, keeping the original melody unchanged.	T,	
Transition Visualization	Generate three images showing the transition process from <image_0> to <image_1>.	T,	
Future Prediction	Generate three images showing the future events after <image_0>.	T,	
Speech Translation	Generate an English speech about sustainable development, and provide its Chinese transcript afterward.	T	T,
Speech Encoding	Generate a speech about sustainable development, and provide the speech transcript encoded in Base64.	T	T,
Image-to-Sound	Create a music predominately featuring the instrument shown in <image_0>.	T,	
Sound-to-Image	Draw an image showing the animal that is mostly likely to make the sound in <audio_0>.	T,	

Table 4: Tasks that are not included in MMMG. T denotes text modality, for image modality, for multiple images, for audio and for multiple audios. We hope to incorporate these tasks when reliable evaluation methods are available.

B.3 Dataset Statistics

We present some important statistics of MMMG in Table 5.

B.4 Computation Statistics

The evaluation pipeline for MMMG requires at least a single NVIDIA A10 GPU for open-source models, and APIs from OpenAI and

Statistics	Number
Total number of modality combinations	4
Total number of tasks	49
- I : A : I-T : A-T	14 : 12 : 20 : 3
Total number of questions	937
- I : A : I-T : A-T	270 : 405 : 262 : 60
Total number of images	487
Total number of audios	42
Average length of instructions	242.5

Table 5: Statistics of MMMG. I, A, I-T, A-T stands for image, audio, interleaved image-text and interleaved audio-text generations respectively.

Gemini for proprietary models. In our experiments, we used a single NVIDIA A40 GPU. On average, the evaluation runtime for each task is approximately 4 minutes, incurring a API cost of about \$1.1 for a sample size of 4. For the generation phase, runtime significantly varies depending on the model itself. The most time-consuming model tested is YUE, which runs on a single NVIDIA H100 GPU. On average, YUE takes around 3 hours to complete generation per task.

C Detailed Experiment Setup

C.1 Model Details

Generation. We employ 24 open and proprietary multimodal generation models from varying organizations. To encourage diversity, we only incorporate the latest model of a series. Even though our benchmark supports comprehensive and cross-modality evaluation, current multimodal generation models have very restricted output modalities. Thus, we categorize these models by their supported output modalities into image, interleaved image-text, sound-music, and interleaved speech-text generation.

- **Image Generation.** We include GPT IMAGE [OpenAI, 2025], through the “gpt-image-1” checkpoint on OpenAI API; IMAGEN 3 [Baldridge et al., 2024], through the “imagen-3.0-generate-002” checkpoint on Gemini API; RECREFT V3 [AI, 2024c], through the “recreftv3” checkpoint on Recraft API; LUMA PHOTON [AI, 2024b], through the “luma/photon” checkpoint on Replicate API; FLUX 1.1 PRO [Labs, 2024], through the “black-forest-labs/flux-1.1-pro” checkpoint on Replicate API; IDEOGRAM 2 [AI, 2024a], through the “ideogram-ai/ideogram-v2” checkpoint on Replicate API; DALLE 3 [Betker et al., 2023], through the “dall-e-3” checkpoint on OpenAI API; and STABLE DIFFUSION 3.5 Rombach et al. [2022], through the “stabilityai/stable-diffusion-3.5-large” checkpoint on Huggingface.
- **Interleaved Image-Text Generation.** We include SEED-LLAMA [Ge et al., 2024], through the official implementation; ANOLE [Chern et al., 2024], through the official implementation on Github; and GEMINI IMAGE [Team et al., 2023], through the “imagen-3.0-generate-002” checkpoint on Gemini API. We also implement two agents models composing of a MLM and an image generation model: GEMINI 2.5 + IMAGEN 3, GPT-4O + GPT IMAGE and GEMINI 2.5 + GPT IMAGE. GEMINI 2.5 is through the “gemini-2.5-pro-preview-03-25” checkpoint on Gemini API and GPT-4O is through the “gpt-4o-2024-08-06” checkpoint on Openai API.
- **Sound and Music Generation.** We include STABLE AUDIO [Evans et al., 2025], through the “stabilityai/stable-audio-open-1.0” checkpoint on Huggingface, and AUDIOOLDM 2 [Liu et al., 2024], through the “cvssp/audioldm2-large” checkpoint on Huggingface, capable of generating both sound and music. We also include sound generation models: AUDIOGEN [Kreuk et al., 2022], through the official implementation; MAKE-AN-AUDIO 2 [Huang et al., 2023], through the official implementation; and TANGO 2 [Majumder et al., 2024], through the “declare-lab/tango2-full” checkpoint on Huggingface. We also include music generation models: MUSICGEN [Copet et al., 2023], through the “facebook/musicgen-large” checkpoint on Huggingface; TANGO MUSIC [Kong et al., 2024], through the “declare-lab/tango-music-af-ft-mc” checkpoint on Huggingface; and YUE [Yuan et al., 2025], through the official implementation.
- **Interleaved Speech-Text Generation.** We include SPIRIT LM [Nguyen et al., 2025], through the official implementation. We also implement two agents models composing of a MLM and a voice synthesizing model: GEMINI 2.5 + VOXINSTRUCT [Zhou et al., 2024] and GEMINI 2.5 + VOICELDM [Lee et al., 2024]. VOXINSTRUCTION is through the official implementation and VOICELDM is through the official implementation.

Evaluation. We compare 3 VLMs: GPT-4O, through the “chatgpt-4o-latest” checkpoint on OpenAI API; GEMINI 2.5, through the “gemini-2.5-pro-preview-03-25” checkpoint on Gemini API; and QWEN2.5-VL, through the “Qwen/Qwen2.5-VL-7B-Instruct” checkpoint on Huggingface. For audio models, we employ CLAP, through the “laion/clap-htsat-unfused” checkpoint on Huggingface; WHISPER, through the “openai/whisper-large-v3” checkpoint on Huggingface and a finetuned Chinese speech-to-text checkpoint “BELLE-2/Belle-whisper-large-v3-zh” on Huggingface; WAVLM, through the “microsoft/wavlm-base-sv” checkpoint on Huggingface; and “Wav2Vec”, through the “alefiury/wav2vec2-large-xlsr-53-gender-recognition-librispeech” checkpoint on Huggingface.

C.2 Generation Details

For non-agent models, we directly provide instructions to the model. For agent-based models, we prepend a system prompt to the instructions. This system prompt explicitly instructs the model to generate outputs following a structured, function-call-based approach. When the model needs visual or auditory outputs, it generates placeholders formatted as function calls within the text. Each placeholder clearly specifies the generation instructions and any necessary references to prior outputs or provided multimedia in user’s instructions. For each placeholder, we extract the function call, which are then fed into specialized image or audio generation models. To correctly handle references to previously generated media, we employ topological sorting. This ensures media outputs are generated in a sequence by dependencies, and circular dependencies are identified and reported as errors. Detailed system prompt for interleaved image-text agent is in Table 6 and interleaved audio-text agent is in Table 7.

C.3 Evaluation Details

Prompts for VLMs

- **Object Count.** “How many [object] are there in the given image? Choose from the options: A. Less than 3 or the image is blank B. 3 C. 4 D. 5 E. 6 F. More than 6. Respond only with the option letter (A, B, C, D, E or F). Do not provide any explanation, reasoning, or additional information.” Multiple choice questions can boost VLM’s performance on object count tasks. We employ this prompt for object count and self count tasks.
- **Absolute Spatial Relationship.** “The [object] is located in which section of the image? Choose from the options: A. bottom left B. bottom right C. up left D. up right E. none of the above (positioned in a more central way) Explain step by step and end your answer with Answer: [only an optional letter].” Multiple choice questions can boost VLM’s performance on spacial reasoning tasks. We employ this prompt for absolute spatial relationship and self absolute spatial relationship recognizing tasks.
- **Left-Right Spacial Relationship.** “Looking at the 2D composition of the image, what is the horizontal alignment relationship between the [object1] and the [object2]? Choose from the options: A. the [object1] is obviously to the left of the [object2]. B. the [object1] is obviously to the right of the [object2]. C. the [object1] is neither obviously to the right nor left of the [object2]. Explain step by step and end your answer with Answer: [only an optional letter].” VLMs tend to be confused by perspective relationship, thus we ask VLMs to focus on 2D composition. We employ this prompt for relative spatial relationship and self relative spatial relationship recognizing tasks.
- **Up-Down Spacial Relationship.** “Looking at the 2D composition of the image, what is the vertical alignment relationship between the [object1] and the [object2]? Choose from the options: A. the [object1] is obviously positioned higher than the [object2]. B. the [object1] is obviously positioned lower than the [object2]. C. the [object1] is neither obviously positioned higher nor lower than the [object2]. Explain step by step and end your answer with Answer: [only an optional letter].” We employ this prompt for relative spatial relationship and self relative spatial relationship recognizing tasks.
- **OCR English.** “### Instruction: Recognize all the major texts (ignore small texts on the edge) ONLY on [object]. Only recognize texts in Latin alphabet characters (a-z, A-Z). Do not correct the text if it is misspelled, nonsense or wrong, output the most direct recognition result. Do not call any function. ### Output format: Output an executable Python list of all recognized texts from top to down, from left to right, e.g. [“Hello World”, “Good morning”]. Output an empty list if there is no text on [object] or the image is blank.” We employ this prompt for single and double text rendering and self OCR tasks.
- **OCR Chinese.** “### Instruction: You are a conservative text recognition model. Your task is to recognize all the major Chinese characters in the given image. If the Chinese characters in the image are wrongly written or distorted, you should return an empty string. Do not call any function. ### Output format: Only a string of all recognized characters from top to down, from left to right. Do not add quotations.” We employ this prompt for multi-lingual text rendering task. Since VLMs tend to recognize Chinese characters incorrectly or identify fake characters,

You are a multimodal assistant capable of generating both text and images. When visual content would enhance your response or is specifically requested, you can generate or edit images through advanced diffusion models.

To generate or edit an image:

1. Identify when visual content would be beneficial or requested.
2. Insert an image generation/editing placeholder using the following format:

```
<image_start><image_prompt="Detailed image generation  
or editing prompt here."><image_ref=[reference  
identifiers]><image_end>
```
3. The post-processing system replaces this placeholder with an image created or edited based on your instructions.
4. Naturally incorporate references to the generated or edited image in your ongoing conversation.

When crafting image prompts, follow these guidelines:

For image prompts:

- Provide detailed, specific descriptions (15-30 words) for optimal results.
- Include artistic styles (photorealistic, cartoon, watercolor, etc.) or style transfers.
- Specify key objects and their attributes (colors, textures, etc.), or modifications.
- Detail composition elements (spatial relationships, perspective, lighting, etc.), or compositional changes.
- Ensure instructions are clear and concise.

For image references:

Three reference types are available:

1. Image generation (no reference):

```
<image_ref=[]>
```
2. Editing user-provided images:
Format:

```
<image_ref=[i]>
```

 where *i* is the index of the provided image (indices starting at 0).
Example:

```
<image_ref=[0]>
```

 references the first provided image.
Multiple images example:

```
<image_ref=[0,2]>
```

 references the first and third provided images.
3. Editing previously generated images:
Format:

```
<image_ref=[#N]>
```

, where *N* is the sequential number of previously generated images (starting from 0).
Example:

```
<image_ref=[#3]>
```

 references the fourth generated image.
Multiple images example:

```
<image_ref=[#0,#2]>
```

 references the first and third generated images.

Important: Use only one reference type within each placeholder. Different reference types may be used across multiple placeholders.

Provide concise and direct responses following user instructions precisely. Always maintain the exact placeholder format for proper parsing, ensuring that both images and text appear in the required order. Do not omit any necessary text following image placeholders.

Table 6: System prompt for interleaved image-text agent.

we employ two separate VLMs and use the intersection of their recognition results to improve accuracy.

- **Text Pattern Verifying (Math)** “Below are two descriptions of the same geometric pattern, one is ground-truth and the other is model-generated. Your task is to judge if the generated description is

You are a multimodal assistant capable of generating both text and audio. When audio content would enhance your response or is specifically requested, you can generate audio through text-to-audio models.

To generate audio:

1. Identify when audio content would be beneficial or requested.
2. Insert an audio generation placeholder using the format:

```
<audio_start><audio_type="sound" OR "speech"
OR "music"><audio_text="Text to be spoken
here."><audio_style="Descriptive text here." OR audio
reference ID><audio_end>
```
3. The post-processing system replaces this placeholder with generated audio based on your specifications.
4. Naturally incorporate references to the generated audio in your ongoing conversation.

When crafting audio prompts, follow these guidelines:

Audio Type:

- Must be exactly one of: "sound", "speech", or "music".
- "speech": For human speech.
- "sound": For environmental sounds or effects.
- "music": For musical compositions or instrumental pieces.

Audio Text:

- For "speech": Provide the exact transcript.
- For "sound" or "music": Leave as empty string ("").
- Keep speech concise (typically under 50 words).

Audio Style:

1. Descriptive Text:

- For "speech": Specify voice characteristics (gender, emotion, pace, pitch, accent).
- For "sound": Specify sound source, environment, qualities.
- For "music": Specify genre, mood, tempo, instruments.

2. Reference Audio:

- For consistency, particularly with speech:
 - Previously generated audio: `<audio_style=#N>` (N is sequential number starting at 0).
 - User-provided audio: `<audio_style=N>` (N is sequential number of provided audio starting at 0).
- Important: Only reference audio that itself does not reference previous audio to avoid circular references.

Provide concise, direct responses precisely following user instructions. In multi-speaker scenarios, maintain consistent and distinctive voice characteristics for each speaker. Always maintain the exact placeholder format for correct parsing

Table 7: System prompt for interleaved audio-text agent.

*accurate. Analyze step by step and end your answer with “Yes” or “No”. Here are some criteria: 1. The model-generated pattern must state the pattern clearly without ambiguity. For example, a 3*3 grid of circles with some circles filled is ambiguous. 2. Make sure the overall structure, the position and situation of each element are accurate. Specifically, the situation of each element can include: filled (black, grey, filled with black or any equivalent words), unfilled (white, hollow, empty or any equivalent words), missing (the position is empty or missing). If the situation is not specified*

in the ground-truth, the element can take any situation of the right shape. 3. If the ground-truth describes a coordinate system, the x-axis will increase from left to right while y-axis will increase from top to down. For example, for a 3*3 grid, the (3,2) coordinate is the middle-right element.” We employ this prompt for math task.

- **Image Verifying (Math)** “Your task is to judge if the given image accurately follows the ground-truth pattern. Analyze step by step and end your answer with “Yes” or “No”. Here are some criteria: 1. Make sure the overall structure, the position and situation of each element are accurate. Specifically, the situation of each element can include: filled (black, grey, filled with black or any equivalents), unfilled (white, hollow, empty or any equivalents), missing (the position is empty, missing or any equivalents). If the situation is not specified in the ground-truth, the element can take any situation of the right shape. 2. If the ground-truth describes a coordinate system, the x-axis will increase from left to right while y-axis will increase from top to down. For example, for a 3*3 grid, the (3,2) coordinate is the middle-right element. 3. If the given image contains multiple patterns (e.g. multiple grids) or question mark, the given image doesn’t follow the ground-truth pattern.” We employ this prompt for math task.
- **Object Existing.** “Is/Are there [detailed object description] in the given image? Explain step by step and end your answer with “Yes” or “No”. Answer “No” if the image is blank.” We design detailed object description for each instruction manually, include object number, object attributes and undesired negative attributes, etc.. We employ this prompts for all image tasks unmentioned above. For spatial relation tasks, we first exam if the object number is accurate by object existing prompt and then check spatial relationship by corresponding prompts.

Program Verifying

- **Solid Color Fill.** The evaluation procedure starts by cropping the targeted region from the image and calculating its average RGB value. The average RGB value is compared with a standard reference color; if the relative deviation exceeds 15%, indicating significant color discrepancy, the evaluation returns zero. Next, structural consistency is assessed by computing the SSIM between the targeted region and an artificially generated solid region filled with the calculated average RGB color, confirming color uniformity. Finally, the procedure examines over-fill by evaluating the margin area surrounding the targeted region and computing the proportion of pixels matching the region’s average RGB color. The ratio as penalty is subtracted from the SSIM score.
- **Image Editing.** The evaluation for image editing begins by manually labeling a potential editing area within each image. Then crop the edited area from the generated image and compare against the corresponding area in a reference image or assessed via a VLM. Additionally, regions outside this area are compared with corresponding original outside area using SSIM to detect unintended changes. The final score is the product of these two comparisons, reflecting editing accuracy and preservation of original content.
- **Sound Generation.** For begin-end tasks, clip the first or last 4 seconds of audio directly. For positional inclusion tasks, crop the corresponding fraction of the audio. For silence detection tasks, utilize the `librosa.effects.split` function to segment audio based on silence intervals and then verify if each section contains target sound through `CLAPScoreaudio`.
- **Music Generation.** For tempo evaluation, use `BEATTHIS` to extract beat tracks and calculate Beats Per Minute (BPM). For intensity evaluation, analyze the initial and final 4 seconds of the music, plotting the energy spectrum through `librosa.feature.rms` and computing its slope and goodness of fit. Only audio segments demonstrating clear upward or downward trends in energy pass the intensity evaluation.
- **Speech Generation.** For pitch evaluation, calculate the average energy of each pitch through `parselmouth.Sound.to_pitch` and select the pitch with the highest average energy through `parselmouth.Sound.to_intensity` as the speech pitch. For speed evaluation, transcribe English audio using `WHISPER` and compute words per minute (WPM); for Chinese audio, compute characters per minute (CPM). For textual constraints, normalize transcripts using `WHISPER`’s tokenizer (removing punctuation, case sensitivity, etc.) and evaluate with the tools of `IFEval`.

C.4 Annotation Interface

We design task-specific annotation interfaces by Gradio [Abid et al., 2019], each including reference images or audio, model’s generated outputs, judgment instructions, and judgment criteria. We

flute examples

saxophone examples

guitar examples

drums examples

accordion examples

Response

0:00 0:10

1x

Evaluation

What is the dominant instrument played the given audio?

Reminder:

1. Failed generation should be considered as none of the above.

2. Choose multiple labels only when you are unsure or the given audio can fall into different types.

Judgement

flute

saxophone

guitar

drums

accordion

None of the above

Next

Figure 4: Human annotation interface for instrument inclusion task. Typically, an inference will include reference audios/images, model’s generation, evaluation instruction, evaluation criteria and judgment radio boxes and next/previous button.

preprocess some generated outputs to assist annotators in their judgments. For example, we provide cropped images within editing area for image editing tasks and clipped audio segments at the beginning or end for audio begin-end tasks. Judgments are typically collected through multiple-choice radio buttons to ensure high inter-annotator agreement. However, for OCR tasks specifically, annotators type the recognized text directly. An example of annotation interface is in Figure 4.

C.5 Annotation Questions

Instrument Inclusion. “What is the dominant instrument played the given audio? Reminder: 1. Failed generation should be considered as none of the above. 2. Choose multiple labels only when you are unsure or the given audio clearly have different types of instruments.” We employ this question for instrument inclusion and exclusion tasks.

Sound Inclusion. *“Is the given audio about [sound]? Reminder: 1. Chose yes when [sound] is the main sound existing in the audio. 2. [sound] should be common real-world sound without distortion.”* We employ this question for all sound generation tasks.

Speaker Similarity. *“Are the speeches coming from the same speaker? Reminder: 1. Little speaker voice difference can be tolerated, but overall, there should be no major difference.”* We employ this question for voice replication and conversation tasks.

Speaker Gender *“What is the gender of the speaker in the given speech? Reminder: 1. Choose none of above when the voice sounds like electronic synthesizer sound or it is hard to categorize into binary genders. 2. Do not consider speech quality (clarity and fluency, etc.) when judging gender.”* We employ this question for voice attribution and multi-lingual speech tasks.

D Experiment Results (Cont.)

D.1 Correlation with Human Annotation

We report the agreement and Pearson correlation of MMMG with human annotation per task in Table 8. We exclude DreamSim and Whisper as they are widely recognized as established “silver” standards [Huang et al., 2025, Mehrish et al., 2023].

D.2 Full Benchmarking Results

Evaluation results of 24 multimodal generation models on 49 tasks are listed in Table 9, Table 10, Table 11 and Table 12, categorized by modalities. We report the following additional findings:

- Although image generation models generally maintain consistent rankings across various tasks, certain models exhibit notable weaknesses in specific areas. For instance, IDEOGRAM 2 performs particularly poorly when tasked with including unrelated objects in a scene, whereas IMAGEN 3 struggles significantly with text rendering. These observations underscore the effectiveness of MMMG in pinpointing specific model weakness.
- When comparing different interleaved image-text agent models, GEMINI 2.5 demonstrates superior planning capabilities over GPT-4O, resulting in a 38.2% performance improvement with the image generator GPT IMAGE. Additionally, although GPT IMAGE generally outperforms IMAGEN 3, this advantage partly arises from IMAGEN 3’s inability to accurately perform image editing tasks.
- Unified understanding-generation models such as JANUS [Chen et al., 2025c] are excluded from our evaluation due to their requirement for manual modality selection, limiting their capability for automated, interleaved generation tasks. We also notice that models like ANOLE and SEED-LLAMA trained only on individual image generation and image understanding tasks can’t follow instructions at all for interleaved image-text input. This highlight the importance of collecting more comprehensive image-text interleaved dataset for training.
- The natural speech-text interleaved model SPIRIT LM rarely scores above zero on evaluated tasks, suggesting it lacks adequate instruction tuning and consequently struggles to follow instructions effectively. In comparison, VOXINSTRUCT significantly outperforms VOICELDM, achieving an 82.1% improvement, and thus demonstrates superior functionality as a multi-purpose speech synthesizer. Models like GPT-4O-AUDIO and QWEN2.5-OMNI [Xu et al., 2025] doesn’t support customized speaker voice, thus can not be evaluated. Models like YUE, which are designed for text-to-song generation, may face challenges when are required to generate pure music.

D.3 Analysis

Interleaved System Prompt. To investigate whether autoregressive models’ capabilities in generating the desired number and order of modalities can be improved, we conducted experiments with GEMINI IMAGE using the planning system prompt detailed in Table 13. The experimental results, summarized in Table 14, indicate that incorporating system prompts emphasizing modality count and order does not consistently lead to positive outcomes. Generally, adding a system prompt negatively impacts image generation quality, as the models shift their focus away from optimizing visual quality.

Task	GPT-4o		GEMINI 2.5		QWEN2.5-VL		IAA	
	agree	corr	agree	corr	agree	corr	agree	corr
Object Inclusion	0.975	0.912	0.950	0.804	0.750	0.514	1.000	1.000
Object Exclusion	1.000	1.000	0.950	0.905	0.900	0.799	1.000	1.000
Object Count	0.975	0.943	0.925	0.827	0.550	0.051	0.975	0.943
Object Reasoning	1.000	1.000	1.000	1.000	0.950	0.905	1.000	1.000
Object Attribution	0.950	0.882	0.900	0.722	0.700	0.144	1.000	1.000
Compassion Relation	0.925	0.850	0.875	0.741	0.625	0.349	0.950	0.896
Universal Relation	0.975	0.951	0.900	0.818	0.750	0.504	0.975	0.951
Relative Spatial	0.925	0.819	0.825	0.640	0.825	0.605	0.950	0.875
Absolute Spatial	0.825	0.825	0.925	0.839	0.550	0.252	0.983	0.960
Text Rendering (TR)	0.991	0.991	0.992	1.000	0.945	0.787	1.000	1.000
Double TR	0.841	0.906	0.646	0.662	0.566	0.595	0.938	0.938
Multi-lingual TR	0.889	0.889	0.889	0.968	0.773	0.965	1.000	1.000
Semantic	0.958	0.910	0.946	0.890	0.855	0.684	0.982	0.961
Composition	0.971	0.930	0.942	0.847	0.855	0.647	0.978	0.944
Decomposition	0.971	0.941	0.971	0.941	0.877	0.751	0.978	0.956
Text Editing	0.928	1.000	0.908	1.000	0.840	0.794	0.950	0.950
Object Adding	0.975	0.912	0.925	0.728	0.875	0.498	1.000	1.000
Object Removing	0.975	0.933	0.975	0.933	0.975	0.928	1.000	1.000
Object Modifying	0.925	0.819	0.975	0.941	0.900	0.749	0.925	0.819
Self Count	0.975	0.950	0.950	0.899	0.575	0.130	1.000	1.000
Self Color	0.950	0.881	0.950	0.883	0.808	0.592	0.983	0.960
Self Size	0.892	0.788	0.867	0.735	0.558	0.233	0.967	0.933
Self OCR	0.906	0.909	0.806	0.790	0.917	0.942	1.000	1.000
Self Relative Spatial	0.838	0.669	0.950	0.896	0.788	0.552	0.963	0.923
Self Absolute Spatial	0.913	0.821	0.950	0.897	0.725	0.526	0.975	0.948
Math	0.950	0.436	1.000	1.000	0.688	-0.074	0.988	0.703
Code	1.000	1.000	1.000	1.000	1.000	1.000	1.000	1.000
Average	0.941	0.881	0.922	0.863	0.782	0.571	0.980	0.950

Task	CLAPScore _{audio}		CLAPScore _{text}		GEMINI 2.5		IAA	
	agree	corr	agree	corr	agree	corr	agree	corr
Sound Begin-End	0.925	0.951	0.825	0.687	0.625	0.204	0.967	0.933
Sound Inclusion	0.850	0.711	0.800	0.564	0.650	0.207	0.925	0.856
Sound Reasoning	0.944	0.817	0.861	0.534	0.639	0.439	0.917	0.720
Sound Silence	0.975	0.946	0.975	0.946	0.950	0.690	1.000	1.000
Instrument Inclusion	0.967	0.894	0.900	0.598	0.867	0.447	1.000	1.000
Instrument Exclusion	0.893	0.663	0.214	0.053	0.821	0.438	0.929	0.782
Average	0.926	0.831	0.763	0.563	0.759	0.404	0.956	0.882

Task	WavLM		Wav2Vec		IAA	
	agree	corr	agree	corr	agree	corr
Voice Attribution	-	-	0.949	0.826	0.950	0.844
Voice Replication	0.875	0.731	-	-	0.925	0.843
Speech Multi-lingual	-	-	0.966	0.876	0.925	0.856
Conversation	0.850	0.630	-	-	0.925	0.819
Average	0.863	0.681	0.957	0.851	0.931	0.841

Table 8: Agreement and Pearson correlation of MMMG evaluation with human annotations. “IAA” stands for inter-annotator agreement, “agree” stands for agreement and “corr” stands for Pearson correlation. We report Word Accuracy for text rendering, text editing and OCR tasks. Best results are in **bold**. MMMG achieves an average best human agreement of 0.943 with average inter-annotator agreement being 0.971. GPT-4o is the most human-aligned image evaluation model while CLAPScore_{audio} is the most human-aligned audio evaluation method.

Conversely, image editing tasks benefit from the addition of system prompts since without such prompts, models frequently generate multiple images unnecessarily. Nonetheless, system prompts do not effectively support generating sequential images or integrated image-text pairs, because models continue to intermix multiple images during generation, as illustrated in Figure 3.

Variance Control. We present the 95% confidence intervals along with the average scores for each task in Table 9, Table 10, Table 11 and Table 12. A sample size of 4 can substantially reduce variance, with the maximum relative confidence interval being 16.3% and the average relative confidence interval being 5.2%.

Task	IMAGEN 3	RERAFT V3	LUMA PHOTON	FLUX 1.1 PRO	IDEO -GRAM 2	DALLE 3	SD 3.5	SEED -LLAMA	ANOLE	GEMINI IMAGE	GPT IMAGE
Object Inclusion	0.888	0.888	0.825	0.413	0.925	0.800	0.525	0.225	0.163	0.875	0.938
Object Exclusion	0.375	0.438	0.625	0.625	0.675	0.313	0.000	0.400	0.275	0.313	0.825
Object Count	0.338	0.463	0.438	0.538	0.438	0.150	0.300	0.250	0.038	0.450	0.825
Object Reasoning	0.488	0.488	0.850	0.525	0.475	0.525	0.175	0.175	0.100	0.825	0.613
Object Attribution	0.463	0.263	0.388	0.275	0.300	0.388	0.225	0.163	0.163	0.475	0.725
Comparison Relation	0.588	0.288	0.488	0.375	0.475	0.388	0.150	0.013	0.050	0.450	0.600
Universal Relation	0.425	0.538	0.638	0.463	0.500	0.375	0.350	0.125	0.113	0.450	0.813
Relative Spacial Relation	0.838	0.625	0.875	0.663	0.738	0.550	0.575	0.025	0.113	0.750	0.988
Absolute Spacial Relation	0.488	0.388	0.700	0.488	0.450	0.225	0.338	0.025	0.013	0.700	0.675
Region Fill	0.484	0.236	0.628	0.442	0.375	0.207	0.320	0.210	0.235	0.683	0.762
Border Fill	0.279	0.353	0.528	0.349	0.273	0.350	0.267	0.275	0.217	0.450	0.651
Single Text Rendering	0.827	0.994	0.936	0.901	0.995	0.661	0.811	0.000	0.031	0.997	1.000
Double Text Rendering	0.313	0.422	0.686	0.528	0.701	0.215	0.325	0.001	0.000	0.745	0.763
Multi-lingual Text Rendering	0.351	0.471	0.440	0.326	0.483	0.120	0.330	0.000	0.003	0.817	0.784
Average	0.510	0.489	0.646	0.494	0.557	0.376	0.335	0.135	0.108	0.641	0.783
	± 0.014	± 0.031	± 0.010	± 0.009	± 0.026	± 0.016	± 0.015	± 0.006	± 0.018	± 0.020	± 0.012

Table 9: Benchmarking Results of 11 models on 14 image generation tasks. We report 95% confidence intervals on average scores. Best results are in **bold**. GPT-4O significantly outperforms other image generation models

Task	SEED LLAMA	ANOLE	GEMINI IMAGE	GEMINI 2.5 + IMAGEN 3	GPT-4O + GPT IMAGE	GEMINI 2.5 + GPT IMAGE
Semantic Consistency	0.000	0.000	0.013	0.600	0.613	0.763
Multi-Angel Consistency	0.000	0.000	0.352	0.480	0.230	0.461
Multi-View Consistency	0.000	0.000	0.143	0.169	0.064	0.221
Compose Consistency	0.000	0.000	0.000	0.313	0.800	0.738
Decompose Consistency	0.000	0.000	0.013	0.325	0.600	0.875
Interleaved Object Adding	0.154	0.052	0.545	0.217	0.394	0.394
Interleaved Color Modifying	0.179	0.033	0.609	0.359	0.566	0.573
Text Editing	0.051	0.022	0.283	0.211	0.285	0.394
Object Adding	0.165	0.190	0.748	0.469	0.470	0.631
Object Removing	0.350	0.175	0.605	0.236	0.415	0.540
Object Modifying	0.109	0.121	0.487	0.449	0.453	0.627
Self Count	0.000	0.038	0.213	0.438	0.100	0.850
Self Color	0.000	0.000	0.000	0.413	0.663	0.700
Self Size	0.000	0.000	0.263	0.338	0.338	0.600
Self OCR	0.000	0.000	0.101	0.626	0.312	0.958
Self Relative Spatial	0.000	0.000	0.250	0.475	0.538	0.725
Self Absolute Spatial	0.000	0.000	0.100	0.600	0.475	0.775
Interleaved Math	0.000	0.000	0.000	0.013	0.025	0.038
Interleaved Code	0.000	0.000	0.136	0.146	0.071	0.224
Image-Text Order	0.150	0.100	0.725	0.738	0.913	0.925
Average	0.058 ± 0.002	0.037 ± 0.004	0.279 ± 0.012	0.381 ± 0.011	0.416 ± 0.007	0.601 ± 0.011

Table 10: Benchmarking Results of 6 models on 20 image-text interleaved generation tasks. We report 95% confidence intervals on average scores. Best results are in **bold**. Agent model GEMINI 2.5 + GPT IMAGE is the best combination for consistent image sequence and coherent image-text pair generation. GEMINI IMAGE as a modality-unified autoregressive model, performs best at image editing tasks.

Task	STABLE AUDIO	AUDIO LDM 2	AUDIOGEN	MAKE-AN -AUDIO 2	TANGO 2	MUSICGEN	TANGO MUSIC	YUE
Sound Begin-End	0.525	0.450	0.475	0.631	0.525	-	-	-
Sound Inclusion	0.700	0.413	0.450	0.575	0.513	-	-	-
Sound Reasoning	0.014	0.014	0.042	0.611	0.194	-	-	-
Sound Silence	0.063	0.019	0.019	0.131	0.006	-	-	-
Instrument Inclusion	0.817	0.833	-	-	-	0.833	0.950	0.600
Instrument Exclusion	0.268	0.161	-	-	-	0.161	0.054	0.321
Music Tempo	0.200	0.017	-	-	-	0.633	0.100	0.067
Music Intensity	0.275	0.025	-	-	-	0.050	0.075	0.000
Average	0.358 ± 0.031	0.241 ± 0.027	0.246 ± 0.020	0.487 ± 0.026	0.310 ± 0.034	0.419 ± 0.029	0.295 ± 0.011	0.247 ± 0.010

Table 11: Benchmarking Results of 8 models on 8 sound and music generation tasks. We report 95% confidence intervals on average scores. Best results are in **bold**. MAKE-AN-AUDIO 2 is the best audio generation model and the only model that can perform sound reasoning task; MUSICGEN is the best music generation model and the only model that can have tempo control.

Task	GEMINI 2.5 + VOXINSTRUCT	GEMINI 2.5 + VOICELDM	SPIRIT LM
Voice Attribution	0.684	0.567	0.000
Voice Replication	0.625	0.109	0.002
Speech Multi-lingual	0.654	-	-
Transcript Generation	0.638	0.438	0.200
Transcript Editing	0.200	0.375	0.000
Conversation Generation	0.788	0.375	0.000
Audio-Text Order Control	0.750	0.725	0.000
Average	0.620 ±0.038	0.427±0.008	0.034±0.000

Table 12: Benchmarking Results of 3 models on 7 speech-text interleaved generation tasks. We report 95% confidence intervals on average scores. Best results are in **bold**. Natural speech-text interleaved model SPIRIT LM does not have instruction following capability and get zero for most tasks. VOXINSTRUCT is the best multi-functional speech synthesizer.

You are a multimodal assistant capable of generating interleaved text and images based on user instructions.

- Follow the required modality structure and number in user’s instruction exactly, especially when multiple images are implied or requested.
- Generate separate images for each described part, do not combine multiple concepts into one image unless told to.
- Interleave images and text in the order described.

Your goal is to match the user’s intent with exact number and sequence of image and text.

Table 13: System prompt used to make GEMINI IMAGE output correct modality order and number.

Task	GEMINI IMAGE w/ prompt	GEMINI IMAGE w/o prompt
Semantic Consistency	0.263	0.013
Multi-Angel Consistency	0.135	0.352
Multi-View Consistency	0.094	0.143
Compose Consistency	0.013	0.000
Decompose Consistency	0.000	0.013
Interleaved Object Adding	0.399	0.545
Interleaved Color Modifying	0.486	0.609
Text Editing	0.423	0.283
Object Adding	0.622	0.748
Object Removing	0.485	0.605
Object Modifying	0.468	0.487
Self Count	0.275	0.213
Self Color	0.113	0.000
Self Size	0.188	0.263
Self OCR	0.335	0.101
Self Relative Spatial	0.138	0.250
Self Absolute Spatial	0.175	0.100
Interleaved Math	0.000	0.000
Interleaved Code	0.110	0.136
Image-Text Order	0.725	0.725
Average	0.273	0.279

Task	GEMINI IMAGE w/ prompt	GEMINI IMAGE w/o prompt
Object Inclusion	0.888	0.875
Object Exclusion	0.400	0.313
Object Count	0.500	0.450
Object Reasoning	0.813	0.825
Object Attribution	0.475	0.475
Comparison Relation	0.475	0.450
Universal Relation	0.488	0.450
Relative Spacial Relation	0.850	0.750
Absolute Spacial Relation	0.738	0.700
Region Fill	0.585	0.683
Border Fill	0.459	0.450
Single Text Rendering	0.945	0.997
Double Text Rendering	0.800	0.745
Multi-lingual Text Rendering	0.691	0.817
Average	0.650	0.641

Table 14: Comparison of GEMINI IMAGE performance with and without system prompt on image generation (right) and interleaved image-text generation (left) tasks. Best results are in **bold**. System prompt does not always have positive impact.

E Examples and Failure Analysis

We provide examples of each task from Figure 5 to Figure 53.

Object Inclusion

Instruction: Generate an image of a crowded beach. Please include a single snowman in the image.

Good Example: FLUX 1.1 PRO



Evaluation: ✓

Bad Example: IMAGEN 3



Evaluation: ✗

Analysis: It's not a snowman but a "sandman", affected by its context of a beach.

Figure 5: Examples for the task: Object Inclusion

Object Exclusion

Instruction: Generate an image of a birthday party. Do not include cakes in the image.

Good Example: IDEOGRAM 2



Evaluation: ✓

Bad Example: DALLE 3



Evaluation: ✗

Analysis: It fails to exclude cakes in the context of a birthday party.

Figure 6: Examples for the task: Object Exclusion

Object Count

Instruction: Generate an image of a race track with 3 clearly visible race cars, evenly spaced and not overlapping. The race cars should be of regular size and common shapes.

Good Example: RECRAFT V3



Evaluation: ✓

Bad Example: SD 3.5



Evaluation: ✗


Analysis: Neither the number of tracks nor the number of cars is correct.

Figure 7: Examples for the task: Object Count

Object Reasoning

Instruction: Generate an image of a race track with 3 clearly visible race cars, evenly spaced and not overlapping. The race cars should be of regular size and common shapes.

Good Example: IMAGEN 3



Evaluation: ✓

Bad Example: SD 3.5



Evaluation: ✗

Analysis: Wrong object.

Figure 8: Examples for the task: Object Reasoning

Object Attribution

Instruction: Generate an image of a single red giraffe with green stripes.

Good Example: IMAGEN 3



Evaluation: ✓

Bad Example: DALLE 3



Evaluation: ✗

Analysis: The giraffe has green legs instead of stripes.

Figure 9: Examples for the task: Object Attribution

Comparison Relation

Instruction: Generate an image of only one nail that is longer than only one snake.

Good Example: IDEOGRAM 2



Evaluation: ✓

Bad Example: GEMINI IMAGE



Evaluation: ✗

Analysis: The snake is longer than the nail.

Figure 10: Examples for the task: Comparison Relation

Universal Relation

Instruction: Generate an image of a toy box where all toys are animals except one car.

Good Example: GPT IMAGE



Evaluation: ✓

Bad Example: RECRAFT V3



Evaluation: ✗

Analysis: Have two cars instead of one.

Bad Example: FLUX 1.1 PRO



Evaluation: ✗

Analysis: Have building blocks which are not allowed in the instruction.

Figure 11: Examples for the task: Universal Relation

Absolute Spatial Relation

Instruction: Generate an image of a countryside porch, with a single rocking chair at the bottom left quarter of the image and a single lantern at the up right quarter of the image.

Good Example: GEMINI IMAGE



Evaluation: ✓

Bad Example: DALLE 3



Evaluation: ✗

Analysis: The number of lanterns is two. Generating wrong number of objects is a prevalent failure mode for all image generation tasks other than object count task.

Bad Example: SD 3.5



Evaluation: ✗

Analysis: The lantern is at the left-up quarter and the chair at bottom-right.

Figure 12: Examples for the task: Absolute Spatial Relation

Relative Spatial Relation

Instruction: Generate an image about a quiet library. Please include a single wooden chair and a single lamp. Make sure that the wooden chair is to the right of the lamp.

Good Example: DALLE 3



Evaluation: ✓

Bad Example: SD 3.5



Evaluation: ✗

Analysis: The wooden chair is to the left of the lamp.

Figure 13: Examples for the task: Relative Spatial Relation

Region Fill


Instruction: Generate an image about a bustling city street at dusk. The left half should be pure green.

Good Example: GPT IMAGE



Evaluation: 0.892 (similarity score)

Bad Example: SD 3.5



Evaluation: 0.327 (similarity score)

Analysis: The whole image is green.

Figure 14: Examples for the task: Region Fill

Border Fill

Instruction: Generate a serene mountain landscape at sunset. The entire image should be surrounded by a simple and flat, solid and green border and approximately 10% of the image width on all sides.

Good Example: GPT IMAGE



Evaluation: 0.859 (similarity score)

Bad Example: GEMINI IMAGE



Evaluation: 0.0 (similarity score)

Analysis: The border is too wide

Bad Example: IDEOGRAM 2



Evaluation: 0.0 (similarity score)

Analysis: There is no border.

Figure 15: Examples for the task: Border Fill

Single Text Rendering

Instruction: Generate an image of a sign and the only text on it is “Love The World Forever”. The text should be written in a clear, standard, easily readable typeface without any artistic distortions.

Good Example: RECRAFT V3



Evaluation: ✓

Bad Example: DALLE 3



Evaluation: ✗

Analysis: The text rendered (“love the world forever”) is wrong.

Bad Example: IDEOGRAM 2



Evaluation: ✗

Analysis: Artistic distortion makes it hard to recognize.

Figure 16: Examples for the task: Single Text Rendering

Double Text Rendering

Instruction: Generate an image of exactly one sticky note on the left side of a white desk and exactly one coffee mug on the right. The sticky note should have “Stay bold, chase dreams” written on it while the coffee mug should have “Coffee fuels infinite morning possibilities” printed on it. The text should be written in a clear, standard, easily readable typeface without any artistic distortions. The objects should be clearly visible and avoid overlapping.

Good Example: GPT IMAGE



Evaluation: ✓

Bad Example: RECRAFT V3



Evaluation: ✗

Analysis: The text is not rendered on the coffee mug.

Bad Example: IMAGEN 3



Evaluation: ✗

Analysis: The text rendered on the coffee mug is wrong.

Bad Example: RECRAFT V3



Evaluation: ✗

Analysis: The coffee mug is to the left of the sticky note.

Figure 17: Examples for the task: Double Text Rendering

Multi-Lingual Text Rendering

Instruction: Generate an image of a mug and the only text on it is "美好". The text should be written in a clear, standard, easily readable typeface without any artistic distortions.

Good Example: GPT IMAGE



Evaluation: ✓

Bad Example: RECRAFT V3



Evaluation: ✗

Analysis: Distorted Chinese-like characters. In fact, all other models fails in generating Chinese except GPT IMAGE and GEMINI IMAGE.


Figure 18: Examples for the task: Multi-Lingual Text Rendering

Semantic Consistency

Instruction: Create four images of traditional dice faces, each displaying a single face with an increasing number of pips, starting from two up to the highest number.

Good Example: GPT-4o + GPT IMAGE


Response: Here are the images of traditional dice faces, each displaying a single face with an increasing number of pips:



Evaluation: ✓

Bad Example: GEMINI IMAGE

Response: I will generate four images showing individual faces of a standard six-sided die. The first image will show the '2' face, the second will show the '3' face, the third will show the '4' face, and the final image will show the '5' face. Each face will be depicted with the traditional arrangement of white pips on a black background.



Evaluation: ✗

Analysis: Generate only one image; pip numbers are inconsistent with textual response; the last face is a number rather than pips.

Figure 19: Examples for the task: Semantic Consistency

Multi-Angle Consistency

Instruction: Using the provided image as the reference angle, create four additional images of the object from these specific angles: 30 degrees to the right, 60 degrees to the right, 30 degrees to the left, and 60 degrees to the left.



Unfortunately all the models we evaluate perform poorly on this task. Here we will demonstrate our gold reference images.

Reference Answer:

1. 30 degrees to the right:



2. 60 degrees to the right:



3. 30 degrees to the left:



4. 60 degrees to the left:



Bad Example: GEMINI IMAGE

Response: Generating an image of the floral patterned seat cushion rotated 30 degrees to the right, showing more of its right side and slightly obscuring the left.



Generating an image of the floral patterned seat cushion rotated 60 degrees to the right, revealing much of its right side and significantly obscuring the left.



Generating an image of the floral patterned seat cushion rotated 30 degrees to the left, showing more of its left side and slightly obscuring the right.



Generating an image of the floral patterned seat cushion rotated 60 degrees to the left, revealing much of its left side and significantly obscuring the right.



Evaluation: [0.184, 0.401, 0.321, 0.320]
(image similarity)

Analysis: Fail to rotate the object correctly at the specific angles.

Figure 20: Examples for the task: Multi-Angle Consistency

Multi-View Consistency

Instruction: Using the provided image as a reference for the frontal view, create four additional images from the following angles, in order: 15 degrees to the right, 60 degrees to the left, 30 degrees to the right, and 45 degrees to the left.



Unfortunately all the models we evaluate perform poorly on this task. Here we will demonstrate our gold reference images.

Reference Answer:

1. 15 degrees to the right:



2. 60 degrees to the left:



3. 30 degrees to the right:



4. 45 degrees to the left:



Bad Example: GEMINI 2.5 + GPT IMAGE
Response: Okay, here are the four images of the kitchen from the specified angles, using your provided image as the frontal view reference.

First, here is the kitchen viewed from 15 degrees to the right:



Next, the kitchen viewed from 60 degrees to the left:



Then, the kitchen viewed from 30 degrees to the right:



And finally, the kitchen viewed from 45 degrees to the left:



Evaluation: [0.302, 0.304, 0.299, 0.351]
(image similarity)

Analysis: Fail to rotate the scene correctly at the specific angles

Figure 21: Examples for the task: Multi-View Consistency

Composition Consistency

Instruction: Create three images that sequentially display the addition of an orange, a banana, and a kiwi into an initially empty fruit bowl. Ensure that previously added fruits remain in the bowl.


Good Example: GPT-4O + GPT IMAGE

Response: Here are the images showing the sequential addition of fruits into the bowl:

1. Empty Fruit Bowl with an Orange Added:



2. Fruit Bowl with an Orange and a Banana Added:



3. Fruit Bowl with an Orange, a Banana, and a Kiwi Added:



These images will illustrate the gradual addition of each fruit into the bowl.

Evaluation: ✓

Bad Example: GEMINI IMAGE

Response: Image 1: An empty, clear glass fruit bowl sits on a light wooden surface, ready to be filled.



Image 2: A vibrant orange has been placed in the clear glass fruit bowl, resting slightly off-center. The light wooden surface is visible beneath and around the bowl.



Image 3: A bright yellow banana has been added to the bowl, curving gently alongside the orange. Both fruits are now visible inside the clear glass bowl on the light wooden surface.



Image 4: A fuzzy brown kiwi has been placed in the bowl with the orange and banana. The three fruits now sit together in the clear glass bowl on the light wooden surface.



Evaluation: ✗

Analysis: Fail to follow the required order of adding objects and generate incorrect number of images.

Figure 22: Examples for the task: Composition Consistency

Decomposition Consistency

Instruction: Create three images that sequentially show the result after removing the kiwi, then the banana, and finally the orange from the original image. Do not replace the removed objects.




Good Example: GEMINI 2.5+GPT IMAGE
Response: Okay, here are the images showing the sequential removal of the fruits. First, here is the image with the kiwi removed:



Next, here is the image with the banana also removed:




Finally, here is the image with the orange also removed, leaving an empty bowl:




Evaluation: ✓


Bad Example: GEMINI IMAGE
Response: I will generate three images. The first image will show the wooden bowl with the orange and banana, after the kiwi has been removed.



The second image will show the wooden bowl with only the orange, after the banana has been removed from the previous image.



The third image will show the empty wooden bowl, after the orange has been removed from the previous image.



Evaluation: ✗

Analysis: Fail to follow the sequence of removing objects in the second image.


Figure 23: Examples for the task: Decomposition Consistency

Interleaved Image Editing - Object Adding

Instruction: Create an image displaying the result after placing the object <image_0> from <image_1>.



<image_0>



<image_1>

Good Example: GEMINI IMAGE



Evaluation: 0.770 (image similarity)

Bad Example: GEMINI 2.5 + GPT IMAGE




Evaluation: 0.342 (image similarity)

Analysis: The position of the cat is wrong and unreasonable. This is a common failure pattern among all the models.

Figure 24: Examples for the task: Interleaved Image Editing - Object Adding

Interleaved Image Editing - Color Modifying

Instruction: Generate an image that shows the result after changing the color of the largest ball in <image_0> to <image_1>.




<image_0>




<image_1>

Good Example: GPT-4o + GPT IMAGE



Evaluation: 0.722 (image similarity)


Bad Example: GEMINI 2.5 + GPT IMAGE



Evaluation: 0.483 (image similarity)

Analysis: The colors of background and some other objects are changed.

Bad Example: GEMINI IMAGE




Evaluation: 0.608 (image similarity)

Analysis: The colors and shapes of many objects are changed.

Figure 25: Examples for the task: Interleaved Image Editing - Color Modifying

Image Editing - Text Editing

Instruction: Create an image displaying the result after inserting the word "clean" onto the white linen closest to the viewer, while leaving the rest of the image untouched.




Good Example: GEMINI 2.5 + GPT IMAGE



Evaluation: ✓, 0.786 (image similarity)

Bad Example: GEMINI IMAGE



Evaluation: ✗

Analysis: The text rendered is wrong.

Bad Example: GEMINI 2.5 + IMAGEN 3



Evaluation: ✗

Analysis: The original image is changed. This is inevitable if using a text-to-image model incapable of image editing.

Figure 26: Examples for the task: Image Editing - Text Editing

Image Editing - Object Adding

Instruction: Create an image displaying the result after placing a blue sticker on the meter, with all other elements in the image remaining unchanged.



Good Example: GEMINI IMAGE



Evaluation: ✓, 0.911 (image similarity)

Bad Example: GPT-4O + GPT IMAGE



Evaluation: ✗
Analysis: No obviously visible blue sticker is added.

Figure 27: Examples for the task: Image Editing - Object Adding

Image Editing - Object Removing

Instruction: Create an image that displays the result after removing the man's wig, while leaving all other elements of the image unchanged.



Good Example: GEMINI 2.5 + GPT IMAGE



Evaluation: ✓, 0.630(image similarity)

Bad Example: GEMINI IMAGE



Evaluation: ✗
Analysis: The wrong object (head) is removed.


Figure 28: Examples for the task: Image Editing - Object Removing

Image Editing - Object Modifying

Instruction: Generate an image displaying the result after replacing the nuts with blueberries, while keeping all other elements of the image unchanged.



Good Example: GEMINI 2.5 + GPT IMAGE



Evaluation: ✓, 0.853 (image similarity)

Bad Example: GPT-4o + GPT IMAGE



Evaluation: ✗
Analysis: Change elements (salmon to oranges) that should remain the unchanged.

Figure 29: Examples for the task: Image Editing - Object Modifying

Self Count

Instruction: Create an image of a kitchen counter displaying multiple apples—specifically, more than two but fewer than seven—that are clearly visible, not stacked, and not overlapping. The apples should be of standard size and typical colors. After generating the image, return ONLY the number of apples N in the following XML format: <count>N</count>.

Good Example: GEMINI 2.5 + GPT IMAGE
Response:



<count>5</count>

Evaluation: ✓

Bad Example: GEMINI 2.5 + IMAGEN 3
Response:



<count>5</count>

Evaluation: ✗

Analysis: The number of apples is four.

Figure 30: Examples for the task: Self Count

Self Color Recognition

Instruction: Create an image of a kitchen that includes a chair, a microwave, and a vase, ensuring that each object appears exactly once. Assign a unique color to each object, choosing from the following: blue, yellow, and red. Once the image is complete, return only a JSON object showing the color assigned to each item, formatted as: {"chair": "[color]", "microwave": "[color]", "vase": "[color]"}.

Good Example: GPT-4O + GPT IMAGE
Response:



{"chair": "blue", "microwave": "yellow",
"vase": "red"}

Evaluation: ✓

Bad Example: GEMINI IMAGE
Response:



Evaluation: ✗

Analysis: No text response. Forgetting to output text is a common mistake for interleaved image-text generation.

Figure 31: Examples for the task: Self Color Recognition

Self Size Recognition

Instruction: Create an image of a living room that includes a carpet, a TV, and a poster, each with a different area and appearing only once in the scene. After generating the image, compare the areas of these three objects and provide ONLY a ranked list from smallest to largest area, such as ["poster", "TV", "carpet"].

Good Example: GPT-4o + GPT IMAGE
Response:



["poster", "TV", "carpet"]

Evaluation: ✓

Bad Example: GEMINI 2.5 + IMAGEN 3
Response:



["poster", "TV", "carpet"]

Evaluation: ✗

Analysis: The poster is larger than then the TV

Figure 32: Examples for the task: Self Size Recognition

Self OCR

Instruction: Create an image of a whiteboard displaying a motivational quote. The quote must be between 5 and 10 words long, written in a clear, standard, and easily readable typeface without any artistic alterations. The quote should encourage people to follow their dreams. Once the image is generated, return ONLY the text from the whiteboard enclosed in XML format: `<text>board text</text>`.

Good Example: GEMINI 2.5+GPT IMAGE
Response:



`<text>chase your dreams, they know the way.</text>`

Evaluation: ✓

Bad Example: GEMINI IMAGE
Response:



`<text>follow yousved theie to say, dreams their their cleay drevcrd experition.</text>`

Evaluation: ✗

Analysis: The generated image has distorted text and does not align with model's response.

Figure 33: Examples for the task: Self OCR

Self Relative Spatial Relation Recognition

Instruction: Create an image showing a bathroom counter that includes a toothbrush, a bar of soap, and a tube of toothpaste. Each item should appear exactly once in the image. Once the image is complete, respond to these two questions: 1. The soap is to the ____ of the toothpaste tube: A. left B. right C. neither obviously left nor right. 2. The toothbrush is positioned ____ than the soap: A. higher B. lower C. neither obviously higher nor lower. Provide ONLY a list of letter answers (e.g., ["A", "B"]).

Good Example: GEMINI 2.5 + GPT IMAGE
Response:



["A", "A"]

Evaluation: ✓

Bad Example: GEMINI IMAGE
Response:



["A", "C"]

Evaluation: ✗

Analysis: The toothbrush is positioned lower than the soap.

Figure 34: Examples for the task: Self Relative Spatial Relation Recognition

Self Absolute Spatial Relation Recognition

Instruction: Create an image of a kitchen countertop featuring a blender, a bowl, and a cutting board, each positioned in a different quadrant of the image. Ensure that each object appears only once. Once the image is complete, answer the following two questions: 1. In which quadrant is the blender located? A. bottom left B. bottom right C. top left D. top right. 2. In which quadrant is the cutting board located? A. bottom left B. bottom right C. top left D. top right. Respond with ONLY a list of the corresponding letter choices (e.g., ["A", "D"])..

Good Example: GEMINI 2.5 + IMAGEN 3
Response:



["C", "B"]

Evaluation: ✓

Bad Example: GEMINI 2.5 + GPT IMAGE
Response:



["C", "A"]

Evaluation: ✗

Analysis: The cutboard is at the bottom center of the image.

Bad Example: GPT-4O + GPT IMAGE
Response:



["C", "B"]

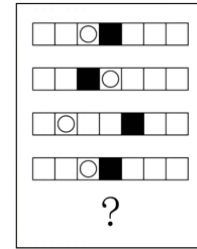
Evaluation: ✗

Analysis: There are multiple bowls. The wrong number of objects is a common mistake for all tasks.

Figure 35: Examples for the task: Self Absolute Spatial Relation Recognition

Interleaved Math Reasoning

Instruction: Carefully examine the sequence and determine the most suitable pattern to replace the question mark. Analyze the sequence step by step and clearly explain your reasoning. Present your final answer enclosed in double angle brackets as follows: «a detailed text description of the pattern ONLY». Then, create an image representing the same pattern to fill in the question mark.



Unfortunately all the models we evaluate perform poorly on this task. Here we will demonstrate our gold reference images.

Reference Answer:



Evaluation: ✓

Bad Example: GEMINI 2.5 + GPT IMAGE Response:

To determine the pattern that replaces the question mark, let's analyze the positions of the white circle and the black square in each row of the sequence. We'll number the squares from 1 (leftmost) to 6 (rightmost).

Step 1: Analyze the position of the white circle.

Row 1: The white circle is in the 3rd square.

Row 2: The white circle is in the 4th square. (Movement: $3 \rightarrow 4$, which is $+1$)

Row 3: The white circle is in the 2nd square. (Movement: $4 \rightarrow 2$, which is -2)

...

A white circle in the 1st square.

A black square in the 6th square.

The squares in between (2nd, 3rd, 4th, and 5th) will be empty.

«A row of six squares with a white circle in the first square from the left and a black square in the sixth square from the left. The second, third, fourth, and fifth squares are empty. »



Evaluation: ✗

Analysis: All the moving patterns are correct, but the last step of calculating the position of the black square goes wrong.

Figure 36: Examples for the task: Interleaved Math Reasoning

Instruction: [SVG Code] What does this SVG code represent? Analyze the elements step by step, then create a rendered image showing how it would appear in a browser. (reference image is not given)



reference image

Good Example: GEMINI 2.5+GPT IMAGE Response:

This SVG code describes a cartoon image, likely an emoji or a simple illustration. Let's break down its components:

1. `<path fill="#AF7E57" d="M6 18.562..." />`: This is the main shape of the face, filled with a tan color (#AF7E57). It's a large, somewhat pear-shaped element forming the head.
2. `<path fill="#DD2E44" d="M30.961 10c..." />`: This path, filled with red (#DD2E44), forms the main part of a hat sitting on top of the head.
- ...
11. `<path fill="#DD2E44" d="M18 30.651c..." />`: A red shape at the bottom of the face, forming a smiling mouth.
12. `<path fill="#D1D3D4" d="M10 25c0..." />` and `<path fill="#D1D3D4" d="M26.003 25c0..." />`: Two light gray shapes at the very bottom, possibly representing parts of a beard, chin, or stylized feet if it were a full figure. Given the context, they are likely part of the lower face or beard detail.

Collectively, these elements form an image of a **Santa Claus face emoji**. Here is a rendered image of how it would appear:



Evaluation: ✓, 0.781 (similarity score)

Bad Example: GPT-4o + GPT IMAGE Response:

The SVG code represents a stylized cartoon face, possibly a bear or a similar animal, with various decorative elements. Let's break down the elements step by step:

1. **Main Face Shape:** The main face is created using a path with a fill color of #AF7E57, which is a brownish color. This path forms the central part of the face.
 2. **Ears:** Two ellipses with a fill color of #D1D3D4 are used to create the ears. These are positioned at the top left and right of the face.
 - ...
 8. **Mouth:** A path with a fill color of #915A34 is used to create the mouth, adding detail to the expression.
 9. **Background Elements:** The SVG includes additional paths and ellipses to add depth and detail to the overall design.
- Now, let's create a rendered image showing how this SVG would appear in a browser:



Evaluation: ✗

Analysis: Wrong final image.

Figure 37: Examples for the task: Interleaved Code Reasoning

Image-Text Order

Instruction: Use visual storytelling to depict the four seasons. For each season, begin by creating an image of a landscape that represents that time of year, followed by a written description in natural language highlighting its key features. Provide only the requested content—do not include explanations, titles, or extra commentary.

Good Example: GEMINI 2.5+GPT IMAGE


Response: This spring scene showcases fresh green grass, trees bursting with new leaves and pink blossoms, and a variety of colorful flowers under a bright, clear sky.




Summer is represented by a bright, sunny day with deep blue skies, lush green foliage at its peak, and often, warm, inviting waters.



Autumn brings a palette of warm colors as leaves turn red, orange, and yellow; the air becomes crisp, and a sense of calm pervades the landscape.



Winter is characterized by a blanket of snow covering the ground and trees, often with frozen bodies of water and a quiet, still atmosphere.



Evaluation: ✓

Bad Example: GEMINI IMAGE

Response: A vibrant green field stretches under a clear blue sky, bordered by a line of lush, dark green trees in the distance. The grass shows subtle stripes from recent mowing, indicating care and growth.

A stark white landscape is dominated by a snow-covered path leading into the distance, flanked by wooden posts connected by dark railings. The sky is a pale, overcast white, blending seamlessly with the snow-covered ground.

Patches of snow dust a field of dry, golden-brown grass, contrasting with the remaining green leaves on the distant trees under a bright blue sky with wispy clouds. A large tree branch with vibrant orange leaves extends into the frame from the upper left.

A winding path covered in fresh snow cuts through a forest where trees are heavily laden with snow, creating a monochrome scene in shades of white and dark gray. A wooden fence runs along the side of the path, also covered in snow.



Evaluation: ✗

Analysis: Generate only one image.

Figure 38: Examples for the task: Image-Text Order

Sound Begin-End

Instruction: Create an audio that begins with the sound of chirping birds and concludes with the sound of a mouse click.

Good Example: MAKE-AN-AUDIO 2

Audio Description: an audio with the beginning 3 seconds of chirping birds and the last 1 sec of mouse click.

Evaluation: ✓

Bad Example: STABLE AUDIO

Audio Description: an audio with chirping birds all the time, and a mouse click only in the 2nd second, not the end.

Evaluation: ✗

Figure 39: Examples for the task: Sound Begin-End

Sound Positional Inclusion

Instruction: Create an audio of a city street, ensuring a police car siren is included in the first half.

Good Example: AUDIOGEN

Audio Description: an audio of a city street with the first 3 seconds including a police car siren. **Evaluation:** ✓

Bad Example: STABLE AUDIO

Audio Description: an audio of police car siren mixed with normal cars passing by street all the time.

Evaluation: ✗

Figure 40: Examples for the task: Sound Positional Inclusion

Sound Reasoning

Instruction: Produce the sound of a black bird commonly linked to death or misfortune.

Good Example: MAKE-AN-AUDIO 2

Audio Description: an audio of very typical crow cry.

Evaluation: ✓

Bad Example: STABLE AUDIO

Audio Description: bright and melodious chirp of a certain kind of bird that's obviously not crow.

Evaluation: ✗

Figure 41: Examples for the task: Sound Reasoning

Sound Silence

Instruction: Create an audio that begins with a loud car horn, followed by a long silence, and concludes with a distant siren.

Good Example: MakeAnAudio2

Audio Description: an audio with a loud car horn in the beginning 3 seconds, and then comes 4 seconds of silence, with the last 3 seconds of a distant siren.

Evaluation: ✓

Bad Example: AUDIOLDM 2

Audio Description: an audio without any silent time, and the two sounds are mixed together.

Evaluation: ✗

Figure 42: Examples for the task: Sound Silence

Music Instrument Inclusion

Instruction: Create a seamless saxophone improvisation.

<p>Good Example: TANGO MUSIC</p> <p>Audio Description: a casual piece of saxophone improvisation.</p> <p>Evaluation: ✓</p>	<p>Bad Example: YUE</p> <p>Audio Description: an audio starting with 3 seconds of laughter and then 5 seconds of improvised jazz music including piano, drums and saxophone.</p> <p>Evaluation: ✗</p>
---	--

Figure 43: Examples for the task: Music Instrument Inclusion

Music Instrument Exclusion

Instruction: Create an audio of a city street, ensuring a police car siren is included in the first half.

<p>Good Example: MUSICGEN</p> <p>Audio Description: an audio of smooth jazz music featuring bass but without drums.</p> <p>Evaluation: ✓</p>	<p>Bad Example: STABLE AUDIO</p> <p>Audio Description: an audio of jazz music with rhythms played by drums.</p> <p>Evaluation: ✗</p>
---	---

Figure 44: Examples for the task: Music Instrument Exclusion

Music Intensity

Instruction: Compose a cinematic orchestral piece that gradually fades out at the end.

<p>Good Example: STABLE AUDIO</p> <p>Audio Description: an audio of orchestral piece featuring a cinematic build with rich instrumentation and gradually fading out, creating a smooth ending.</p> <p>Evaluation: ✓</p>	<p>Bad Example: TANGO MUSIC</p> <p>Audio Description: an audio quite the opposite, with a tranquil start and getting more intense.</p> <p>Evaluation: ✗</p>
--	--

Figure 45: Examples for the task: Music Intensity

Music Tempo

Instruction: Create a laid-back lo-fi hip-hop beat at 100 BPM.

<p>Good Example: MusicGen</p> <p>Audio Description: an audio of a hip-hop beat at approximately 102 BPM.</p> <p>Evaluation: ✓</p>	<p>Bad Example: AUDIOLDM2</p> <p>Audio Description: an audio of a hip-hop beat at approximately 64 BPM.</p> <p>Evaluation: ✗</p>
--	---

Figure 46: Examples for the task: Music Tempo

Speaker Voice Attribution

Instruction: Generate an audio of a man speaking rapidly in a low-pitched voice, saying, “The detective carefully examined the crime scene, noting every detail that could lead him to the truth, knowing that even the smallest clue might be the key to solving the mystery.”

Good Example: GEMINI 2.5 + VOXIN-STRUCT

Speech Transcript: (low-pitched male voice talking rapidly) The detective carefully examined the crime scene, noting every detail that could lead him to the truth, knowing that even the smallest clue might be the key to solving the mystery.

Evaluation: ✓

Bad Example: GEMINI 2.5 + VOICE-LDM

Speech Transcript: (high-pitched male voice talking rapidly) The detective carefully examined the crime scene, noting every detail that could lead him to the truth, knowing that even the smallest clue might be the key to solving the mystery.

Evaluation: ✗

Figure 47: Examples for the task: Speaker Voice Attribution

Multi-Lingual Speech

Instruction: Generate an audio of a man slowly speaking: “窗外的雨滴敲打着玻璃，滴滴答答的声音仿佛一首温柔的旋律，让她的思绪飘回了那个久远而温暖的夏天。”

Good Example: GEMINI 2.5 + VOXIN-STRUCT

Speech Transcript: (an audio of a man gently and slowly speaking Chinese) 窗外的雨滴敲打着玻璃，滴滴答答的声音仿佛一首温柔的旋律，让她的思绪飘回了那个久远而温暖的夏天。

Evaluation: ✓

Bad Example: GEMINI 2.5 + VOXIN-STRUCT

Speech Transcript: (an audio of a man speaking Chinese hastily) 窗外的雨滴敲打着玻璃，仿佛一首温柔的旋律，让她的思绪飘回了那个久远而温暖的夏天。

Evaluation: ✗

Figure 48: Examples for the task: Multi-Lingual Speech

Speaker Voice Replication

Instruction: Create an audio of reading the sentence, “The aroma of fresh coffee and warm pastries filled the air as she stepped into the café, instantly feeling a sense of comfort and familiarity in the cozy atmosphere,” using the same voice as the reference speaker. (reference speech: a gentle male sound)

Good Example: GEMINI 2.5 + VOICE-LDM

Speech Transcript: (a warm, middle-pitched gentle male sound) The aroma of fresh coffee and warm pastries filled the air as she stepped into the café, instantly feeling a sense of comfort and familiarity in the cozy atmosphere.

Evaluation: ✓

Bad Example: GEMINI 2.5 + VOXIN-STRUCT

Speech Transcript: (a hoarse male sound) The aroma of fresh coffee and warm pastries filled the air as she stepped into the café.

Evaluation: ✗

Figure 49: Examples for the task: Speaker Voice Replication

Transcript Generation

Instruction: Create a speech on the internet revolution, making sure the word "digital" is used at least twice.

Good Example: GEMINI 2.5 + VOXIN-STRUCT

Speech Transcript: As you just heard, the internet revolution has profoundly impacted our lives, marking a significant shift into a new digital era. This ongoing digital transformation continues to unfold, bringing new opportunities and challenges.

Evaluation: ✓

Bad Example: GEMINI 2.5 + VOICELDM

Speech Transcript: Friends, colleagues, we stand at the precipice of an era by connectivity. The internet revolution has reshaped our world, ushering in a new digital age with transformation connecting billions and democratizing information, and its story is still being written.

Evaluation: ✗

Analysis: keyword "digital" appears only once.

Figure 50: Examples for the task: Transcript Generation

Transcript Editing

Instruction: Revise the provided speech by replacing the third sentence with: "Join hands, break barriers, and transform the world." (Provided speech transcript: "We must act now. Every action counts. We can make a difference together if we remain united. Progress comes from shared responsibility.")

Good Example: GEMINI 2.5 + VOICELDM

Speech Transcript: We must act now. Every action counts. We can make a difference together if we remain united. Join hands, break barriers, and transform the world.

Evaluation: ✓

Bad Example: GEMINI 2.5 + VOXIN-STRUCT

Speech Transcript: We must act now. Every action counts. Join hands, break barriers, and transform the world.

Evaluation: ✗

Analysis: The third sentence is missing.

Figure 51: Examples for the task: Transcript Editing

Speech Conversation

Instruction: Create five consecutive speeches forming a dialogue between James and Victoria about architectural innovations for sustainable urban living, with each speech delivered by a single speaker. Use the following speaking order: James, Victoria, Victoria, James, James. Constraints: 1. Victoria's second speech must begin with the phrase "Contrary to your point." 2. James's final speech must contain exactly two uses of the word "design". Ensure each speaker maintains a consistent voice throughout the conversation.

**Good Example: GEMINI 2.5 + VOICELDM
Conversation Transcript:**

James: I've been fascinated by the potential of kinetic pavements in high-traffic urban areas to generate clean energy.

Victoria: That's an interesting concept, James! I also think smart water management systems like rainwater harvesting and grey-water recycling are vital.

Victoria: Contrary to your point about focusing on generation, I believe water conservation innovations offer more immediate and widespread benefits for sustainability.

James: Both are crucial, Victoria. Perhaps integrating biomimetic architecture that learns from nature's efficiency could address energy and water simultaneously.

James: The overall urban design must be rethought. We need a cohesive design approach that incorporates all these innovations seamlessly for truly sustainable cities.

Evaluation: ✓

**Bad Example: GEMINI 2.5 + VOXIN-
STRUCT**

Conversation Transcript:

James: I believe modular construction is key to sustainable urban development, significantly reducing waste and build times.

Victoria: That's a valid point, James. Integrating green roofs and vertical gardens can also drastically improve air quality and biodiversity.

Victoria: Contrary to your point about modular construction being the key, I think retrofitting existing buildings with smart technologies offers a more immediate impact on energy consumption.

James: Retrofitting is important, Victoria, but new constructions set the standard. We need innovations in material science too, like self-healing concrete.

James: Ultimately, a holistic approach to urban design is crucial.

Evaluation: ✗

Analysis: James's final speech only contain one use of the word "design"

Figure 52: Examples for the task: Speech Conversation

Audio-Text Order

Instruction: Develop a 2-step guide for delivering a persuasive presentation. For each step, begin with detailed written instructions in natural language, followed by a speech from a communication expert demonstrating the technique. For the second step, also include an additional speech at the end that illustrates how the technique is applied in a formal business context. Generate only what is requested—no explanations, titles, or extra commentary.

Good Example: GEMINI 2.5 + VOXIN-STRUCT

Response: Step 1: Thoroughly research your audience to understand their needs, motivations, existing knowledge, and potential objections. Adapt your language, examples, and level of detail to resonate specifically with them. Frame your core message in a way that directly addresses their interests and demonstrates clear value from their perspective, ensuring your arguments are supported by credible evidence and logical reasoning. (speech) *To truly persuade, you must first connect—understand who you’re speaking to, what their concerns are, their aspirations. Tailor your message to their world, not yours. Make it relevant, make it resonate.*

Step 2: Structure your presentation for maximum impact by creating a clear, logical, and compelling narrative. Begin with a strong opening that grabs attention and establishes relevance. Develop your core arguments with supporting evidence, data, and illustrative examples, addressing potential counterarguments proactively. Conclude with a memorable summary and a clear call to action, guiding your audience on the next steps. (speech) *Your delivery is as crucial as your content. Project confidence through your voice and body language. And when faced with questions or doubts, listen carefully, acknowledge their points, and respond thoughtfully. This builds trust.*

(speech) *While I understand concerns about the initial investment, consider the long-term ROI. Our projections show a 20% return within two years, significantly boosting our profit margins and market competitiveness. This strategic move positions us for success.*

Evaluation: ✓

Bad Example: GEMINI 2.5 + VOICELDM Response:

Step 1: Thoroughly understand your audience and craft a compelling narrative. This involves researching their demographics, interests, pre-existing beliefs, and potential pain points. Use this understanding to build a story that resonates, typically following a structure that introduces a problem, presents your proposed solution, highlights the benefits, and concludes with a clear call to action. Employ vivid language, relatable examples, and appropriate emotional appeals to make your message memorable and impactful.

Step 2: Master your delivery and prepare to handle objections gracefully. Effective delivery encompasses strong body language—maintaining eye contact, adopting an open posture, and using purposeful gestures—as well as vocal variety, modulating your tone, pace, and volume to maintain engagement.

(speech) *To truly persuade, you must first connect—understand who you’re speaking to, what their concerns are, their aspirations. Tailor your message to their world, not yours. Make it relevant, make it resonate.*

(speech) *A persuasive presentation flows like a good story. Hook your audience early, build your case with compelling evidence, and then guide them to action.*

(speech) *Good morning. Our analysis indicates a 15% market share increase is achievable by Q4 if we implement the proposed strategy. This directly addresses the growth targets set last quarter and positions us ahead of key competitors. We seek your approval to proceed.*

Evaluation: ✗

Analysis: Speeches and texts are not interleaved in the expected order.

Figure 53: Examples for the task: Audio-Text Order