

# Learning to Focus: Context Extraction for Efficient Code Vulnerability Detection with Language Models

Xinran Zheng<sup>1</sup> Xingzhi Qian<sup>† 1</sup> Huichi Zhou<sup>† 4</sup>  
 Shuo Yang<sup>† 3</sup> Yiling He<sup>1</sup> Suman Jana<sup>2</sup> Lorenzo Cavallaro<sup>1</sup>  
 University College London<sup>1</sup> Columbia University<sup>2</sup>  
 University of Hong Kong<sup>3</sup> Imperial College London<sup>4</sup>

## Abstract

Language models (LMs) show promise for vulnerability detection but struggle with long, real-world code due to sparse and uncertain vulnerability locations. These issues, exacerbated by token limits, often cause models to miss vulnerability-related signals, thereby impairing effective learning. A key intuition is to enhance LMs with concise, information-rich context. Commit-based annotations offer precise, CWE-agnostic supervision, but are unavailable during inference, as they depend on historical code changes. Moreover, their extreme sparsity, often covering only a few lines, makes it difficult for LMs to process directly. In this paper, we propose FocusVul, a model-agnostic framework that improves LM-based vulnerability detection by learning to select sensitive context. FocusVul learns commit-based annotation patterns through hierarchical semantic modeling and generalizes them to identify line-level vulnerability-relevant regions during inference. It then extracts LM-oriented context via both dependency and execution flows surrounding selected regions, yielding semantically rich inputs for effective vulnerability detection. Experiments on real-world benchmarks show that FocusVul consistently outperforms heuristic-based and full-function fine-tuning approaches, improving classification performance by 164.04% and reducing FLOPs by 19.12% on average.

## 1 Introduction

Language models (LMs) have become powerful tools for automating software engineering tasks (Hou et al., 2024). A natural extension is software vulnerability detection, which plays a critical role in the early stages of the software lifecycle. Researchers typically fine-tune general or code-specific LMs on curated datasets to inject vulnerability knowledge, expecting them to learn complex

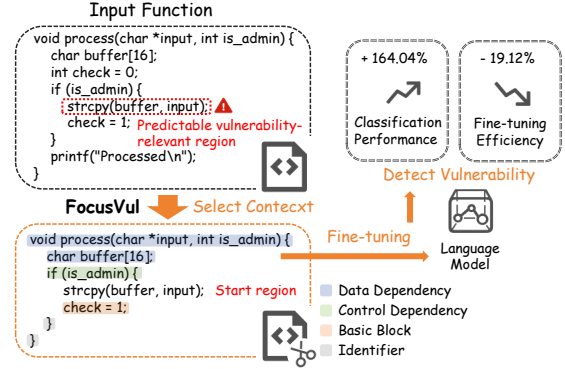


Figure 1: FocusVul predicts vulnerability-relevant regions (VRRs) and selects context based on dependency and execution structure to guide fine-tuning. It improves classification performance by +164.04% (F1-score) and reduces fine-tuning FLOPs by 19.12% on average.

patterns from large-scale code corpora (Shestov et al., 2025; Chakraborty et al., 2021). However, due to the subtlety and diversity of vulnerabilities, LMs often struggle to handle real-world cases even at the function level (Ding et al., 2024).

This challenge stems from two fundamental properties of vulnerabilities: 1) *uncertain vulnerability location*: LMs operate under strict input length constraints, and truncating long functions may omit vulnerable regions or retain irrelevant code (Jiang et al., 2024), resulting in misleading supervision during fine-tuning. 2) *sparse vulnerability occurrence*: vulnerabilities typically span only a few lines, leading to low signal-to-noise ratios. This sparsity makes models prone to learning spurious patterns, especially as LMs tend to degrade in performance on long and noisy inputs (Liu et al., 2023). One insight to handle these issues is to extract compact, vulnerability-relevant contexts to support more effective learning for LMs.

Previous studies emphasize that restricting model inputs to code snippets relevant to potential vulnerabilities or behaviors of interest (e.g., leveraging code slicing) can improve detection ef-

<sup>†</sup> Equal contribution.

fectiveness (Li et al., 2018; Qian et al., 2025). They manually identify key points (e.g., dangerous API calls) and extract code related to these points to create code gadgets, for instance, leveraging backwards and forward program analysis (code slicing). These gadgets have proven effective across conventional models, including both sequential (Li et al., 2018, 2021b; Thapa et al., 2022) and graph-based ones (Zhou et al., 2019; Cheng et al., 2021; Mirsky et al., 2023; Hin et al., 2022). However, in the context of vulnerability detection, most of them are tailored to specific Common Weakness Enumerations (CWEs), and their key points struggle to generalize to diverse real-world vulnerabilities, often introducing noisy patterns (Mächtle et al., 2025), leading to coarse supervision for LMs. Beyond predefined points, vulnerability-fixing commits provide more precise supervision by explicitly marking affected regions (Hoang et al., 2020), but these annotations are unavailable during inference (Pornprasit and Tantithamthavorn, 2021) and hard for models to learn due to their sparsity (Chen et al., 2020; He et al., 2023). These limitations motivate our proposed framework, FocusVul, which introduces concise supervision to extract vulnerability-relevant input and boost the strength of LMs for improving real-world vulnerability detection.

FocusVul adopts a two-stage design. First, it learns from several commit-based annotations to identify potential vulnerability-relevant regions (VRRs), generalizing fine-grained supervision to inference. Second, it extracts LM-friendly context around the selected regions, optionally incorporating heuristic signals (e.g., sensitive calls) to improve coverage. This context is enriched through dependency and execution flows to better align with the sequential modeling strengths of LMs. FocusVul produces compact, vulnerability-focused code gadgets that can be seamlessly integrated into existing LMs for efficient fine-tuning. Our contributions are as follows:

- We propose FocusVul, a model-agnostic framework that provides a concise, vulnerability-focused context of functions to fine-tune LM high-efficiently for vulnerability detection.
- FocusVul integrates a learning-based vulnerability-relevant region (VRR) identifier with an LM-oriented context selector. It models commit-based VRR semantics through hierarchical representations to extend

such high-quality supervision to inference. Context is selected via both dependency and execution flows to match the sequential modeling behavior of LMs.

- Extensive experiments on recent real-world benchmarks demonstrate that FocusVul consistently enhances the performance of pre-trained LMs on vulnerability detection and differentiation tasks, surpassing existing context selection and fine-tuning baselines.

## 2 Related Work

**LM-based Vulnerability Detection.** Pretrained language models (LMs) have become central to vulnerability detection. Early work used encoder-only models like CodeBERT (Feng et al., 2020) and GraphCodeBERT (Guo et al., 2020), and encoder-decoder models such as CodeT5 (Wang et al., 2021) and PLBART (Ahmad et al., 2021) for generative tasks. Recent studies adopt larger general-purpose or code-specific LMs (e.g., LLaMA (Grattafiori et al., 2024), StarCoder (Lozhkov et al., 2024)) to enhance semantic reasoning (Ding et al., 2024; Chen et al., 2023; Sheng et al., 2025). Various techniques improve LM adaptation, such as syntax-aware tokenization (Hanif and Maffei, 2022), code-pretraining (Kanade et al., 2020), and fine-tuning on vulnerability data (Yin et al., 2024). However, fine-tuning language models on vulnerability data improves performance but remains limited (Yin et al., 2024). Jiang et al. (2024) attribute this to context window constraints that fail to capture long functions, causing information loss. Since vulnerabilities are sparse and localized, using entire functions dilutes supervision (Ding et al., 2024), while overly narrow views may miss key signals (Hin et al., 2022).

**Context Selection for Vulnerability Detection.** To mitigate context limitations, prior work extracts code gadgets around predefined anchors such as APIs or pointer operations (Li et al., 2018). Subsequent studies (Li et al., 2021b; Cao et al., 2024; Thapa et al., 2022; Zou et al., 2022; Gonçalves et al., 2025) adopted static slicing (data/control dependencies) to extract semantically relevant regions, typically guided by syntax cues like special identifiers or pointer usage. Du et al. (2024) shows that such dependencies also support the validation of LLM-generated predictions. Moving beyond static analysis, Mächtle et al. (2025) uses execution traces to manually identify key endpoints,

enabling more execution-aware context modeling. Other methods (Mirsky et al., 2023; Li et al., 2021a) rely on CWE-guided heuristics to locate vulnerability-relevant regions. While these strategies help prune irrelevant code, their handcrafted nature and vulnerability-specific heuristics (Sui and Xue, 2016) limit generalization and may introduce redundancy in unseen cases.

### Commit-based Vulnerability Supervision.

Commits provide fine-grained supervision by highlighting faulty and fixed lines (Lin et al., 2024). Prior works (Hoang et al., 2020; Pornprasit and Tantithamthavorn, 2021) use this for defect prediction (Hoang et al., 2020; Pornprasit and Tantithamthavorn, 2021), while others leverage commit diffs to train vulnerability detectors (Nguyen et al., 2022; Zhou et al., 2021). Although some adopt line-level labels during training, inference is typically coarse-grained (commit or function level), limiting fine-grained localization and context selection. In contrast, FocusVul is trained on diff-annotated lines and supports line-level inference without relying on commit metadata, enabling precise extraction of vulnerability-relevant regions (VRRs).

## 3 Methodology

### 3.1 Preliminary

#### 3.1.1 Problem Formulation

We formulate LM-based source code vulnerability detection as a binary classification task. Given a function  $f$  consisting of  $N$  lines of code,  $f = \{\ell_1, \ell_2, \dots, \ell_N\}$ , the goal is to predict a label  $y_f \in \{0, 1\}$  indicating whether  $f$  is vulnerable. Sparse and localized vulnerabilities in long functions pose challenges for LMs due to semantic dilution and input length limits. To mitigate this, we propose a model-agnostic context selection framework, FocusVul, that learns to identify vulnerability-relevant regions and extracts concise, informative context for LM-based detection.

#### 3.1.2 Vulnerability-Relevant Region

We define a Vulnerability-Relevant Region (VRR) as a subset of lines semantically or structurally linked to potential vulnerabilities in function  $f$ , denoted as  $VRR(f) \subseteq f$ , and formally defined as  $VRR(f) = \{\ell_i \in f \mid y_{\ell_i} = 1\}$ , where  $\ell_i$  is the  $i$ -th line and  $y_{\ell_i} = 1$  indicates line  $\ell_i$  is vulnerability relevance. VRRs are anchors for extracting

critical context, helping models focus on concise, informative code regions.

While VRRs can be defined over tokens, lines, or blocks, we adopt a line-level formulation to balance expressiveness and consistency (Hin et al., 2022; Fu and Tantithamthavorn, 2022). Lines are more robust than tokens and more uniform than blocks, facilitating aggregation and the learning of transferable patterns. We categorize VRRs into three types based on their source:

**Definition 1** (CWE-based VRR).  $VRR_{cwe}$  is guided by CWE-specific patterns (e.g., unchecked input in CWE-20, missing bounds checks in CWE-119):  $VRR_{cwe} = \{\ell_i \in f \mid \ell_i = r_c(f)\}$ , where  $r_c$  is an expert-defined CWE-specific rule function.

**Definition 2** (Heuristic-based VRR).  $VRR_{heu}$  is derived from static heuristics such as the presence of sensitive APIs, unsafe library functions, or vulnerable syntactic patterns:  $VRR_{heu} = \{\ell_i \in f \mid \ell_i = h(f)\}$ , where  $h$  denotes a static rule mapping.

**Definition 3** (Commit-based VRR).  $VRR_{com}$  is extracted from real-world vulnerability-fixing commits. Given a vulnerable function is denoted as:  $f^-$  and its patched counterpart as:  $f^+$ . We define the symmetric difference of the commit pair as the set of changed lines:  $\Delta(f^-, f^+) = \{\ell_i \mid \ell_i \in f^- \oplus f^+\}$ , which includes all lines removed from  $f^-$  or newly introduced in  $f^+$ . Then,  $VRR_{com} = \{\ell_i \in f \mid \ell_i \in \Delta(f^-, f^+)\}$ .

#### 3.1.3 Program Representation

We adopt the Code Property Graph (CPG) (Yamaguchi et al., 2014) as our unified program representation. The CPG integrates multiple views, including abstract syntax trees (AST), control flow graphs (CFG), and program dependence graphs (PDG), into a joint directed multigraph. From the CPG, we extract two structural views essential to our method: (1) dependency relationships, which capture semantic links via data and control dependencies; and (2) execution relationships, which reflect runtime ordering through basic block sequences. These views go beyond lexical order to provide richer structural context.

**Dependency Relationship.** We construct a PDG from CPG as a directed graph  $G = (V, E)$ , where nodes represent program statements and edges encode: 1) *control dependence edge*:  $v_i \rightarrow v_j$  indicates that the execution of line  $v_j$  is conditionally dependent on the outcome of a control statement

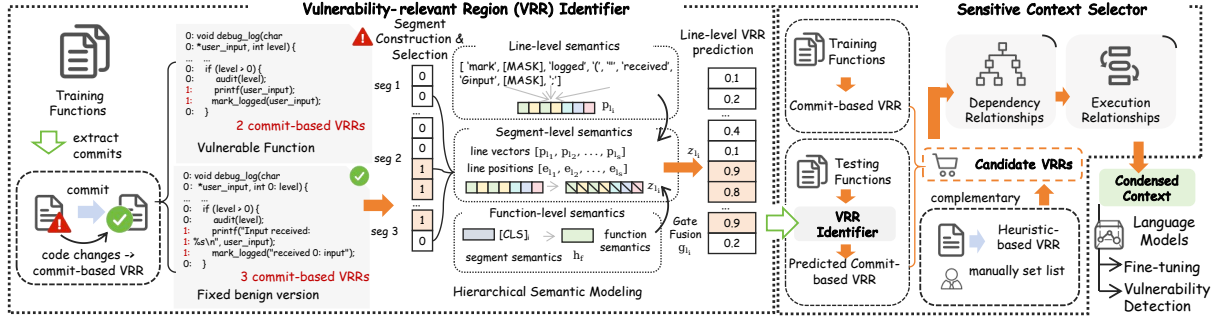


Figure 2: FocusVu1 features a learning-based vulnerability-relevant region (VRR) identifier and sensitive context selector. It detects commit-based VRRs via hierarchical semantic modeling with commit supervision, and selects context based on dependency and execution relationships, starting from these VRRs with heuristic VRRs as fallback. The resulting condensed context efficiently guides language model fine-tuning for vulnerability detection.

at line  $v_i$  (e.g., an if or while condition). 2) *data dependence edge*:  $v_p \rightarrow v_q$  denotes a def-use relationship where a variable defined in  $v_p$  is used in  $v_q$ . These edges capture long-range semantic dependencies.

**Execution Relationship.** To capture local control flow, we extract CFG edges and group sequential statements into basic blocks, maximal instruction sequences without internal branches. Each block models a unit of execution, and edges between blocks represent control transfers. This abstraction preserves execution order while reducing graph complexity and aligning with the sequential nature of language models, which benefit from explicit local ordering.

### 3.2 Overall Architecture

FocusVu1 tackles vulnerability sparsity and contextual complexity via a two-stage framework that distills vulnerability-relevant context for efficient detection under input length constraints. As shown in Figure 2, it comprises: **Learning-based VRR Identifier**: This module employs hierarchical semantic modeling to identify vulnerability-relevant regions (VRRs) as defined in Section 3.1.2, which serve as anchors for context extraction. A lightweight pre-trained model learns commit-supervised VRR patterns ( $VRR_{com}$ ) and generalizes them to unseen functions. Heuristic VRRs ( $VRR_{heu}$ ) are used as a fallback to ensure coverage. **Sensitive Context Extractor**: This component performs structure-aware slicing around selected VRRs, incorporating control and data dependencies, while minimally enclosing adjacent basic blocks to preserve local execution semantics. Extracted lines are reordered to maintain syntactic coherence, forming concise, LM-ready inputs.

### 3.3 Learning-based VRR Identifier

As discussed in Section 3.1.2,  $VRR_{com}$  offers fine-grained, semantically rich supervision but is unavailable during inference. Simply using it to guide training-time context selection risks distribution mismatch. To bridge this gap, we introduce a learning-based VRR Identifier that captures patterns from  $VRR_{com}$  and predicts analogous regions at test time, enabling consistent and effective context selection.

#### 3.3.1 Segment Construction

VRRs range from localized edits to scattered changes. To preserve this diversity under input constraints, each function is divided into overlapping segments  $\mathcal{S}f = s_1, s_2, \dots, s_K$ , where each segment  $s_i = \ell_i, \dots, \ell_{L_s} \subseteq f$  consists of consecutive lines whose total token count does not exceed a maximum budget  $M$  (typically 512). To avoid line truncation, segments may be shorter in length ( $M_s \leq M$ ). They are generated by sliding a window over the tokenized function with stride  $t = M \cdot (1 - c)$ , where  $c \in [0, 1)$  controls overlap.

Due to segment sparsity within functions, we sample per function during training: (1) all positive segments containing at least one  $VRR_{com}$ , and (2) one negative segment without any, to simulate test-time sparsity. Although positive segments contain  $VRR_{com}$ , they typically occupy only a small portion of lines, making learning difficult. We additionally sample  $\alpha\%$  of the remaining negative segments. This strategy promotes supervision diversity and balance, and mitigates the overrepresentation of long functions in negative sampling.



### 3.3.2 Hierarchical Semantic Modeling

Identifying VRRs is a challenging line-level task due to their diverse forms and sparse distribution, requiring semantics beyond individual lines. We propose a hierarchical framework spanning tokens, lines, segments, and functions, where each level provides contextual cues at increasing granularity. Representations are derived from a lightweight pretrained encoder (e.g., CodeBERT), which outputs token embeddings for each segment, with the embedding of [CLS] serving as the segment summary. These multi-level semantics are ultimately fused into function-level line predictions to identify vulnerability-relevant regions.

**Line-level Semantics.** Each line  $\ell_i$  is represented by token indices  $\mathcal{I}\ell_i$ . We apply learnable intra-line attention pooling over its token embeddings to obtain a dense vector  $p\ell_i \in \mathbb{R}^d$ , emphasizing semantic tokens (e.g., expressions, function calls) and filtering out syntactic noise. This yields a localized semantic representation for  $\ell_i$ .

**Segment-level Semantics.** As vulnerability patterns often span multiple lines, we capture inter-line dependencies by aggregating line vectors within a segment:  $P^{(i)} = [p\ell_1; \dots; p\ell_{L_s}]$  and feed them into a Transformer encoder:  $Z^{(i)} = \mathcal{T}(P^{(i)} + E^{pos})$ , where  $E^{pos} \in \mathbb{R}^{L_s \times d}$  is the positional embedding and  $Z^{(i)} = [z^{(i)}\ell_1; \dots; z^{(i)}\ell_{L_s}]$  are the contextualized line embeddings. Each  $z_\ell^{(i)}$  encodes both the content of the line  $\ell$  and its role within the segment  $s_i$ .

**Function-level Semantics.** To capture global context beyond local segments, we aggregate the [CLS] vectors of all segments in function  $f$ , denoted  $c_1, \dots, c_K$ , and compute a function-level vector  $h_f \in \mathbb{R}^d$  via self-attentive pooling. Each line embedding  $z_\ell^{(i)}$  is fused with  $h_f$  using a gating mechanism:  $\tilde{z}_\ell^{(i)} = g_\ell^{(i)} \cdot h_f + (1 - g_\ell^{(i)}) \cdot z_\ell^{(i)}$ , where  $u \in \mathbb{R}^{2d}$  is a trainable parameter and  $\sigma$  is the sigmoid function. This allows each line to incorporate both local and global semantics.

Since each function is processed in overlapping segments, we aggregate line-level predictions from all segments into a unified set:  $\hat{y}_l = \{\hat{y}_{s_1}^{\ell_1}, \dots, \hat{y}_{s_1}^{\ell_{L_{s_1}}}, \dots, \hat{y}_{s_K}^{\ell_1}, \dots, \hat{y}_{s_K}^{\ell_{L_{s_K}}}\}$ , where  $\hat{y}_{s_k}^\ell$  denotes the predicted probability for line  $\ell$  in segment  $s_k$ . The corresponding ground-truth line labels are denoted as  $y_l = \{y_{\ell_1}, y_{\ell_2}, \dots, y_{\ell_N}\}$ , aligned to the same line set. The binary cross-entropy loss is

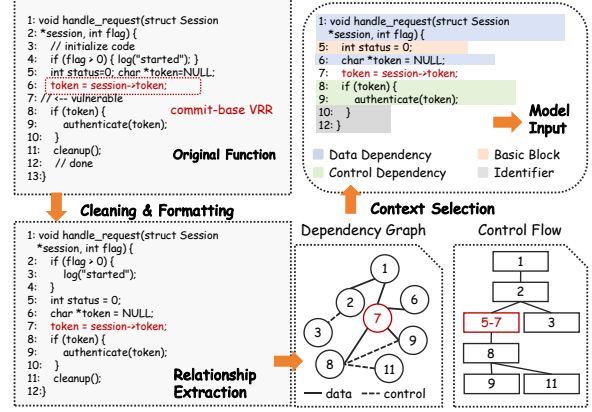


Figure 3: Process of context selection. Starting from a commit-based VRR (line 7), we clean and format the function, extract data/control dependencies, apply minimal basic block closure, keep necessary identifiers, and produce a compressed input.

computed over all predicted lines:

$$\mathcal{L}_f = \frac{1}{|\hat{y}_l|} \sum_{i=1}^{|\hat{y}_l|} [-y_i \log \hat{y}_i - (1 - y_i) \log(1 - \hat{y}_i)],$$

where  $\hat{y}_i \in \hat{y}_l$  and  $y_i \in y_l$  are the predicted probability and ground-truth label for the  $i$ -th line in function  $f$ .

### 3.3.3 Semantic Generalization Masking

While hierarchical modeling captures contextual semantics, models may still overfit to shallow lexical patterns, i.e., memorizing specific token patterns (e.g., +, NULL, free()) that frequently appear in sensitive regions. To reduce reliance on such spurious correlations, we apply random token masking at the line level before encoding. A higher masking rate  $\beta$  is used for annotated VRRs and a lower rate  $\gamma$  elsewhere, encouraging the model to infer vulnerability patterns from broader contextual and functional cues rather than surface-level tokens.

### 3.4 Sensitive Context Extractor

After identifying  $VRR(f)$ , we use all predicted  $VRR_{com}$  and fall back to  $VRR_{heu}$  otherwise, forming a hybrid set of vulnerability-relevant regions. From this, we extract a focused context  $C_f$  around them by analyzing both semantic and execution dependencies using static analysis.

To extract dependency relationships, we make use of the open-source code analysis platform, Jorern (Yamaguchi et al., 2014), to extract code property graphs (CPG) for C/C++ functions. Each VRR is served as a seed to conduct the backwards and forward program slicing on the extracted PDG from

CPG. Specifically, given a seed node  $v_s \in V$  from the PDG  $G = (V, E)$ , the backwards slice  $S_b(v_s)$  collects all nodes  $v \in V$  such that there exists a dependency path from  $v$  to  $v_s$  (i.e.,  $v \rightsquigarrow v_s$ ), indicating  $v$  semantically influences  $v_s$ ; the forward slice  $S_f(v_s)$  includes all nodes reachable from  $v_s$  (i.e.,  $v_s \rightsquigarrow v$ ), indicating nodes potentially affected by  $v_s$ . The union of both forms the dependency-based context:  $C_f^{dep} = S_b(v_s) \cup S_f(v_s)$ .

To model execution context, we further post-process the control flow information to recover basic blocks, sequences of linear, non-branching statements. Basic blocks that contain or are adjacent to *VRRs* are included to preserve local execution context, denoted as  $C_f^{exe}$ .

The final context is the union of both dependency- and execution-based code regions:  $C_f = \text{sort}(C_f^{dep} \cup C_f^{exe})$ , sorted by original line order to maintain syntactic structure (Yin et al., 2024). This compact, semantically rich input is then fed to the language model for downstream vulnerability detection. Figure 3 shows an example of the context selection process.

## 4 Evaluation

We formulate three research questions to conduct a comprehensive evaluation for FocusVul:

RQ1: Can FocusVul improve the ability of language models to detect vulnerable code in realistic settings? (Section 4.2)

RQ2: How does FocusVul enhance the efficiency of vulnerability detection? (Section 4.3)

RQ3: What is the relative contribution of each component of FocusVul? (Section 4.4)

### 4.1 Experiment Setup

#### 4.1.1 Dataset

**Vulnerability Detection Dataset.** We conduct experiments on PrimeVul (Ding et al., 2024), the largest real-world C/C++ vulnerability dataset to date that unifies security-related commits and functions from benchmarks such as BigVul (Fan et al., 2020), CrossVul (Nikitopoulos et al., 2021), CVE-fixes (Bhandari et al., 2021), and DiverseVul (Chen et al., 2023). It removes duplicates and applies chronological splits to mimic real-world settings. It includes both individual and pairwise samples, where each pair consists of a vulnerable and fixed counterpart sharing at least 80% identical code. The dataset comprises 175,797 training samples (7,578 pairs), 23,948 validation samples, and

24,788 test samples. To ensure efficient yet realistic evaluation, the training set is downsampled to a 15 : 1 normal-to-vulnerable ratio while retaining all pairs (77,792 samples for training); validation and test sets remain unaltered. For 9.84% of functions that cannot be parsed due to slicing tool limitations, we retain their original function bodies. Unlike other baselines that discard such cases, the LM-based framework remains robust to formatting variations.

**VRR Identification Dataset.** To train the region identification module (Section 3.1.2), we derive 6,443 pairwise samples from the training split of the vulnerability detection dataset. Each sample contains at least one modified line from its associated vulnerability-fixing commit. Instead of using binary vulnerability labels, we use commit-based line changes as region-level supervision. The validation and test sets remain unchanged to ensure consistency with the main detection task.

#### 4.1.2 Model Settings

**Classical Baselines.** We adopt two representative vulnerability detection methods based on semantic slicing: VulDeePecker (Li et al., 2018), which extracts CWE-specific data-dependent code snippets based on API calls and classifies them with a BiLSTM; and DeepWukong (Cheng et al., 2021), which slices functions using heuristic anchors and applies GCNs for subgraph-level classification. More details are shown in Appendix A.1.

**Language Model Selection.** We evaluate FocusVul across a diverse set of language models, including encoder-only (CodeBERT (Feng et al., 2020)), encoder-decoder (CodeT5 (Wang et al., 2021)), and decoder-only models (StarCoder2 (Lozhkov et al., 2024), LLaMA-3.1 (Grattafiori et al., 2024)), ranging from 100M to 8B parameters. To assess general-purpose models without task-specific tuning, we also include typical chat-based LMs (GPT-4o-mini, DeepSeek-R1, Qwen3-32B) in a zero-shot pairwise setup. All models label sample pairs, and we report comprehensive pairwise metrics. Additional details are provided in Appendix A.2.

#### 4.1.3 Evaluation Metrics

**Vulnerability Detection Metrics.** We report both standard classification metrics and domain-specific indicators to comprehensively assess vulnerability detection performance. Precision, Recall,

Table 1: Performance of classical baselines and FocusVul-enhanced models on vulnerability detection. All results are shown as percentages (%); “w” and “w/o” indicate with and without FocusVul fine-tuning, respectively. Subscripts denote relative improvements over the corresponding baselines without FocusVul.

Method	Vuldee-packager	Deep-Wukong	CodeBERT		CodeT5		StarCoder2		Llama3.1	
			w/o	w	w/o	w	w/o	w	w/o	w
F1-score $\uparrow$	5.16	5.67	18.39	40.27 $\uparrow$ 118.98	20.77	41.62 $\uparrow$ 100.39	8.13	23.52 $\uparrow$ 189.30	10.01	34.78 $\uparrow$ 247.45
Precision $\uparrow$	2.69	2.98	25.48	52.65 $\uparrow$ 106.63	19.93	52.20 $\uparrow$ 161.92	19.18	29.16 $\uparrow$ 52.03	16.81	51.46 $\uparrow$ 206.13
Recall $\uparrow$	65.57	56.47	14.39	32.61 $\uparrow$ 126.62	21.68	34.61 $\uparrow$ 59.64	5.16	19.17 $\uparrow$ 271.51	7.13	30.13 $\uparrow$ 322.58
VDS@0.5 $\downarrow$	99.45	99.48	89.80	53.24 $\downarrow$ 40.71	91.29	69.40 $\downarrow$ 23.98	94.84	80.30 $\downarrow$ 15.22	92.87	74.10 $\downarrow$ 20.21

Table 2: Performance of all models on pair-wise samples differentiation (All results represent as percentage (%))

Method		P-C $\uparrow$	P-V $\downarrow$	P-B $\downarrow$	P-R $\downarrow$
Vuldeepacker		2.99	29.89	63.45	3.45
DeepWukong		2.53	50.81	41.15	5.29
GPT-4o-mini		1.61	6.21	90.12	2.07
DeepseekR1		5.52	22.23	61.61	10.12
Qwen3-32B		8.97	36.09	50.12	4.83
CodeBERT	w/o	6.91	10.37	87.33	1.61
	w	26.04	9.91	62.90	1.15
CodeT5	w/o	1.38	19.82	77.65	1.15
	w	28.34	10.37	59.45	1.84
StarCoder2	w/o	6.44	0.00	92.18	0.69
	w	18.85	1.15	78.39	0.92
Llama3.1	w/o	7.13	0.00	90.58	1.84
	w	28.49	0.97	67.78	1.08

and F1 score (binary) are used to assess performance under imbalanced conditions. Additionally, in practical deployments, the primary objective is to identify as many vulnerabilities as possible, minimizing the false negative rate (FNR, where the vulnerable class is treated as negative). However, aggressively reducing the FNR can lead to an unacceptably high false positive rate, increasing the burden on experts to manually review benign samples mistakenly flagged as vulnerable. Here we use Vulnerability Detection Score (VDS) to evaluate FNR under a certain acceptable rate of FPR, i.e., FPR@ (FPR  $\leq r$ ). Here we choose the tolerance rate  $r = 0.5\%$ , represented as VDS@0.5.

**Pair-wise Evaluation Metrics.** As discussed in Section 4.1.1, the PrimeVul dataset includes a set of paired samples (870 samples for pair-wise test). The ability to distinguish these pairs indicates whether the model captures true vulnerability signals rather than spurious patterns. We evaluate this ability using four metrics: (1) Pair-wise Correct Prediction (P-C), where the model correctly identifies both samples; (2) Pair-wise Vulnerable Prediction (P-V), where both are predicted as vulnerable;

(3) Pair-wise Benign Prediction (P-B), where both are predicted as benign; and (4) Pair-wise Reversed Prediction (P-R), where the model assigns reversed labels. A higher P-C and lower P-V, P-B, and P-R indicate better vulnerability understanding.

## 4.2 RQ1: Detection Effectiveness

### 4.2.1 Vulnerability Detection

We evaluate whether FocusVul enhances language models’ ability to detect vulnerabilities in realistic settings by fine-tuning several open-source code LMs and comparing them with function-level fine-tuning (Feng et al., 2020; Wang et al., 2021; Lozhkov et al., 2024; Grattafiori et al., 2024) and heuristic-based context selection methods (Cheng et al., 2021; Li et al., 2018). Results demonstrate that language models benefit substantially from the semantically focused context provided by FocusVul, achieving an average F1-score improvement of 164.03%. (We report binary F1-score due to severe label imbalance.) Consider the realistic metrics VDS@0.5, which decrease 25.03% on average. Full-function fine-tuning already outperforms traditional heuristics-based methods, which are often CWE-specific and lack pre-trained knowledge. Full-function fine-tuning outperforms traditional heuristics, which are often CWE-specific and lack pre-trained knowledge. Notably, larger generative LMs (e.g., LLaMA 3.1) underperform smaller encoder-based models (e.g., CodeBERT), giving us space to explore the effectiveness of generative decoding in classification tasks.

### 4.2.2 Pair-wise Sample Differentiation

To assess model sensitivity to vulnerability semantics, we adopt a pair-wise task (Ding et al., 2024) where each pair contains a vulnerable and a closely matched benign function. This setting is challenging due to subtle and sparse signals. As shown in Table 2, FocusVul significantly improves the proportion of correctly identified pairs (P-C), with an

Table 3:  $CR$  (%) and  $RR$  (%) across different context selection strategies. OF and HB represent original function input and heuristic-based context selection.

Strategy	Train		Test	
	CR $\uparrow$	RR $\uparrow$	CR $\uparrow$	RR $\uparrow$
OF	0.00	51.23	0.00	62.30
HB	8.12	52.76	8.51	64.89
FocusVu1	17.34	59.08	18.56	72.62

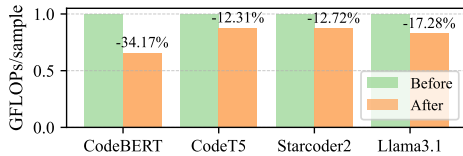


Figure 4: Normalized GFLOPs/sample before and after conducting FocusVu1

average gain of 241.12%, highlighting its ability to guide models toward vulnerability-aware predictions. While some baselines yield lower misclassification rates, they rarely produce correct predictions, making P-C the most meaningful metric. Chat-based models show divergent tendencies: GPT-4o-mini favors benign predictions (conservative bias), Qwen3 tends to over-predict vulnerabilities (over-sensitivity), and DeepSeek-70B remains more balanced but lacks precision. These behaviors suggest that general-purpose LMs, while strong in reasoning, are not inherently tuned for sparse, localized vulnerability patterns.

### 4.3 RQ2: Detection Efficiency

To evaluate FocusVu1’s efficiency, we report two kinds of independent device metrics: (i) compression metrics, including *Compression Rate* ( $CR$ ) and *Retention Rate* ( $RR$ ).  $CR$  measures input reduction and is defined as one minus the ratio of post-selection to pre-selection token length. Original functions have  $CR = 0.00\%$ .  $RR$  quantifies the proportion of vulnerability-related tokens retained after truncation, averaged over pair-wise samples. A higher  $RR$  indicates better preservation of critical information under input length constraints. Token lengths are computed using the RoBERTa tokenizer with a maximum length of 512. Table 3, FocusVu1 achieves higher  $CR$  and  $RR$  than other strategies, indicating more concise and informative context selection. (ii)  $GFLOPs/sample$ , we estimate computational cost as normalized FLOPs per model, with full-length inputs set to 1.0. As shown in Figure 4, FocusVu1 reduces average GFLOPs by 19.12%, reflecting lower token usage

Table 4: Contribution of key components (All results are F1-score (%) in the classification task)

Method	CodeBERT	CodeT5	StarCoder2	Llama3.1
FocusVu1	40.27	41.62	23.52	34.78
w/o VC	23.23	22.20	14.97	12.50
w/o VCI	16.90	19.81	6.98	8.77
w/o CS	18.39	20.77	8.13	10.01

without degrading detection performance.

### 4.4 RQ3: Component Effectiveness

To assess the contribution of key components in FocusVu1, we conduct ablation studies targeting three aspects: (1) the benefit of  $VRR_{com}$ , (2) the effectiveness of test-time VRR prediction, and (3) the necessity of region-based context selection. We compare the full models with the following variants: 1) w/o  $VRR_{com}$  (VC): replaces  $VRR_{com}$  with heuristic-based indicators in both training and test sets, evaluating the value of commit-based fine-grained supervision. 2) w/o  $VRR_{com}$  identification (VCI): uses  $VRR_{com}$  during training but applies heuristics at inference, assessing the effectiveness of  $VRR_{com}$  prediction. 3) w/o context selection (CS): removes all context selection strategies and uses full functions as input, verifying the necessity of VRR-guided context selection. Table 4 reports the performance of ablated variants. Removing either commit-based supervision (w/o VC) or context selection (w/o CS) leads to a significant performance drop. w/o VC performs slightly better than using full functions, suggesting that heuristic-guided context offers efficiency and relevance. Using  $VRR_{com}$  only during training (w/o VCI) leads to the largest drop, due to a mismatch between training and test-time semantics.

## 5 Conclusion

In this paper, we present FocusVu1, a model-agnostic framework that improves language model-based vulnerability detection by providing concise, vulnerability-relevant context under input constraints. FocusVu1 learns to identify critical regions from commit-based annotations and generalizes this ability to inference. It then extracts LM-friendly context by combining dependency and execution flows, preserving both semantic and structural cues. Experiments across multiple models demonstrate that precise and compact context selection significantly enhances LM-based vulnerability detection performance in realistic settings.



## 6 Limitations

FocusVul demonstrates the potential of leveraging commit-based anchors and static analysis to guide effective context selection for vulnerability detection. Its performance benefits from the availability of commit annotations during training, which serve as valuable supervision signals. While this reliance reflects the nature of commit-supervised learning, it can be mitigated through broader and more systematic data collection—an active area in software mining. Notably, our results show that even limited commit data enables effective context selection. Despite the gains from FocusVul, real-world vulnerability detection remains a challenging task for language models, motivating further research into improving their robustness and precision in this domain.

## 7 Ethical Considerations

This work focuses on improving the effectiveness of vulnerability detection for language models via context selection. All datasets used in this study are publicly available and collected from open-source projects with permissive licenses. No proprietary or user-sensitive data is involved. Our approach is intended to assist secure software development and code auditing. We encourage responsible use and emphasize that the goal of this research is to support developers in improving software security and reducing potential risk.

## References

- Wasi Uddin Ahmad, Saikat Chakraborty, Baishakhi Ray, and Kai-Wei Chang. 2021. Unified pre-training for program understanding and generation. *arXiv preprint arXiv:2103.06333*.
- Guru Bhandari, Amara Naseer, and Leon Moonen. 2021. Cvefixes: automated collection of vulnerabilities and their fixes from open-source software. In *Proceedings of the 17th International Conference on Predictive Models and Data Analytics in Software Engineering*, pages 30–39.
- Sicong Cao, Xiaobing Sun, Xiaoxue Wu, David Lo, Lili Bo, Bin Li, Xiaolei Liu, Xingwei Lin, and Wei Liu. 2024. Snopy: Bridging sample denoising with causal graph learning for effective vulnerability detection. In *Proceedings of the 39th IEEE/ACM International Conference on Automated Software Engineering*, pages 606–618.
- Saikat Chakraborty, Rahul Krishna, Yangruibo Ding, and Baishakhi Ray. 2021. Deep learning based vulnerability detection: Are we there yet? *IEEE Transactions on Software Engineering*, 48(9):3280–3296.
- Yang Chen, Andrew E Santosa, Ang Ming Yi, Abhishek Sharma, Asankhaya Sharma, and David Lo. 2020. A machine learning approach for vulnerability curation. In *Proceedings of the 17th International Conference on Mining Software Repositories*, pages 32–42.
- Yizheng Chen, Zhoujie Ding, Lamya Alowain, Xinyun Chen, and David Wagner. 2023. Diversevul: A new vulnerable source code dataset for deep learning based vulnerability detection. In *Proceedings of the 26th International Symposium on Research in Attacks, Intrusions and Defenses*, pages 654–668.
- Xiao Cheng, Haoyu Wang, Jiayi Hua, Guoai Xu, and Yulei Sui. 2021. Deepwukong: Statically detecting software vulnerabilities using deep graph neural network. *ACM Transactions on Software Engineering and Methodology (TOSEM)*, 30(3):1–33.
- DeepSeek-AI. 2025. *Deepseek-r1: Incentivizing reasoning capability in llms via reinforcement learning*. Preprint, arXiv:2501.12948.
- Yangruibo Ding, Yanjun Fu, Omniyyah Ibrahim, Chawin Sitawarin, Xinyun Chen, Basel Alomair, David Wagner, Baishakhi Ray, and Yizheng Chen. 2024. Vulnerability detection with code language models: How far are we? *arXiv preprint arXiv:2403.18624*.
- Xiaohu Du, Ming Wen, Jiahao Zhu, Zifan Xie, Bin Ji, Huijun Liu, Xuanhua Shi, and Hai Jin. 2024. Generalization-enhanced code vulnerability detection via multi-task instruction fine-tuning. *arXiv preprint arXiv:2406.03718*.
- Jiahao Fan, Yi Li, Shaohua Wang, and Tien N Nguyen. 2020. Ac/c++ code vulnerability dataset with code changes and cve summaries. In *Proceedings of the 17th international conference on mining software repositories*, pages 508–512.
- Zhangyin Feng, Daya Guo, Duyu Tang, Nan Duan, Xiaocheng Feng, Ming Gong, Linjun Shou, Bing Qin, Ting Liu, Daxin Jiang, and 1 others. 2020. Codebert: A pre-trained model for programming and natural languages. *arXiv preprint arXiv:2002.08155*.
- Michael Fu and Chakkrit Tantithamthavorn. 2022. Linevul: A transformer-based line-level vulnerability prediction. In *Proceedings of the 19th International Conference on Mining Software Repositories*, pages 608–620.
- José Gonçalves, Miguel Silva, Eva Maia, and Isabel Praça. 2025. Enhancing large language models with faster code preprocessing for vulnerability detection. *arXiv preprint arXiv:2505.05600*.
- Aaron Grattafiori, Abhimanyu Dubey, Abhinav Jauhri, Abhinav Pandey, Abhishek Kadian, Ahmad Al-Dahle, Aiesha Letman, Akhil Mathur, Alan Schelten, Alex Vaughan, and 1 others. 2024. The llama 3 herd of models. *arXiv preprint arXiv:2407.21783*.

- Daya Guo, Shuo Ren, Shuai Lu, Zhangyin Feng, Duyu Tang, Shujie Liu, Long Zhou, Nan Duan, Alexey Svyatkovskiy, Shengyu Fu, and 1 others. 2020. Graphcodebert: Pre-training code representations with data flow. *arXiv preprint arXiv:2009.08366*.
- Hazim Hanif and Sergio Maffei. 2022. Vulberta: Simplified source code pre-training for vulnerability detection. In *2022 International joint conference on neural networks (IJCNN)*, pages 1–8. IEEE.
- Yiling He, Jian Lou, Zhan Qin, and Kui Ren. 2023. Finer: Enhancing state-of-the-art classifiers with feature attribution to facilitate security analysis. In *Proceedings of the 2023 ACM SIGSAC Conference on Computer and Communications Security*, pages 416–430.
- David Hin, Andrey Kan, Huaming Chen, and M Ali Babar. 2022. Linevd: Statement-level vulnerability detection using graph neural networks. In *Proceedings of the 19th international conference on mining software repositories*, pages 596–607.
- Thong Hoang, Hong Jin Kang, David Lo, and Julia Lawall. 2020. Cc2vec: Distributed representations of code changes. In *Proceedings of the ACM/IEEE 42nd international conference on software engineering*, pages 518–529.
- Xinyi Hou, Yanjie Zhao, Yue Liu, Zhou Yang, Kailong Wang, Li Li, Xiapu Luo, David Lo, John Grundy, and Haoyu Wang. 2024. Large language models for software engineering: A systematic literature review. *ACM Transactions on Software Engineering and Methodology*, 33(8):1–79.
- Yuan Jiang, Yujian Zhang, Xiaohong Su, Christoph Treude, and Tiantian Wang. 2024. Stagedvulbert: Multi-granular vulnerability detection with a novel pre-trained code model. *IEEE Transactions on Software Engineering*.
- Aditya Kanade, Petros Maniatis, Gogul Balakrishnan, and Kensen Shi. 2020. Learning and evaluating contextual embedding of source code. In *International conference on machine learning*, pages 5110–5121. PMLR.
- Zhen Li, Deqing Zou, Shouhuai Xu, Zhaoxuan Chen, Yawei Zhu, and Hai Jin. 2021a. Vuldeelevator: a deep learning-based fine-grained vulnerability detector. *IEEE Transactions on Dependable and Secure Computing*, 19(4):2821–2837.
- Zhen Li, Deqing Zou, Shouhuai Xu, Hai Jin, Yawei Zhu, and Zhaoxuan Chen. 2021b. Sysevr: A framework for using deep learning to detect software vulnerabilities. *IEEE Transactions on Dependable and Secure Computing*, 19(4):2244–2258.
- Zhen Li, Deqing Zou, Shouhuai Xu, Xinyu Ou, Hai Jin, Sujuan Wang, Zhijun Deng, and Yuyi Zhong. 2018. Vuldeepecker: A deep learning-based system for vulnerability detection. *arXiv preprint arXiv:1801.01681*.
- Ruyan Lin, Yulong Fu, Wei Yi, Jincheng Yang, Jin Cao, Zhiqiang Dong, Fei Xie, and Hui Li. 2024. Vulnerabilities and security patches detection in oss: A survey. *ACM Computing Surveys*, 57(1):1–37.
- Nelson F Liu, Kevin Lin, John Hewitt, Ashwin Paranjape, Michele Bevilacqua, Fabio Petroni, and Percy Liang. 2023. Lost in the middle: How language models use long contexts. *arXiv preprint arXiv:2307.03172*.
- Anton Lozhkov, Raymond Li, Loubna Ben Allal, Federico Cassano, Joel Lamy-Poirier, Nouamane Tazi, Ao Tang, Dmytro Pykhtar, Jiawei Liu, Yuxiang Wei, and 1 others. 2024. Starcoder 2 and the stack v2: The next generation. *arXiv preprint arXiv:2402.19173*.
- Shuai Lu, Daya Guo, Shuo Ren, Junjie Huang, Alexey Svyatkovskiy, Ambrosio Blanco, Colin Clement, Dawn Drain, Daxin Jiang, Duyu Tang, and 1 others. 2021. Codexglue: A machine learning benchmark dataset for code understanding and generation. *arXiv preprint arXiv:2102.04664*.
- Felix Mächtle, Nils Loose, Tim Schulz, Florian Sieck, Jan-Niclas Serr, Ralf Möller, and Thomas Eisenbarth. 2025. Trace gadgets: Minimizing code context for machine learning-based vulnerability prediction. *arXiv preprint arXiv:2504.13676*.
- Yisroel Mirsky, George Macon, Michael Brown, Carter Yagemann, Matthew Pruett, Evan Downing, Sukarno Mertoguno, and Wenke Lee. 2023. {VulChecker}: Graph-based vulnerability localization in source code. In *32nd USENIX Security Symposium (USENIX Security 23)*, pages 6557–6574.
- Truong Giang Nguyen, Thanh Le-Cong, Hong Jin Kang, Xuan-Bach D Le, and David Lo. 2022. Vulcurator: a vulnerability-fixing commit detector. In *Proceedings of the 30th ACM Joint European Software Engineering Conference and Symposium on the Foundations of Software Engineering*, pages 1726–1730.
- Georgios Nikitopoulos, Konstantina Drita, Panos Louridas, and Dimitris Mitropoulos. 2021. Crossvul: a cross-language vulnerability dataset with commit data. In *Proceedings of the 29th ACM Joint Meeting on European Software Engineering Conference and Symposium on the Foundations of Software Engineering*, pages 1565–1569.
- OpenAI. 2024. [Hello gpt-4o](#). Accessed: Feb. 3, 2025.
- Chanathip Pornprasit and Chakkrit Kla Tantithamthavorn. 2021. Jitline: A simpler, better, faster, finer-grained just-in-time defect prediction. In *2021 IEEE/ACM 18th International Conference on Mining Software Repositories (MSR)*, pages 369–379. IEEE.
- Xingzhi Qian, Xinran Zheng, Yiling He, Shuo Yang, and Lorenzo Cavallaro. 2025. Lamd: Context-driven android malware detection and classification with llms. *arXiv preprint arXiv:2502.13055*.

Ze Sheng, Zhicheng Chen, Shuning Gu, Heqing Huang, Guofei Gu, and Jeff Huang. 2025. Llms in software security: A survey of vulnerability detection techniques and insights. *arXiv e-prints*, pages arXiv–2502.

Aleksei Shestov, Rodion Levichev, Ravil Mussabayev, Evgeny Maslov, Pavel Zadorozhny, Anton Cheshkov, Rustam Mussabayev, Alymzhan Toleu, Gulmira Tolegen, and Alexander Krassovitskiy. 2025. Finetuning large language models for vulnerability detection. *IEEE Access*.

Yulei Sui and Jingling Xue. 2016. Svf: interprocedural static value-flow analysis in llvm. In *Proceedings of the 25th international conference on compiler construction*, pages 265–266.

Qwen Team. 2025. [Qwen3](#).

Chandra Thapa, Seung Ick Jang, Muhammad Ejaz Ahmed, Seyit Camtepe, Josef Pieprzyk, and Surya Nepal. 2022. Transformer-based language models for software vulnerability detection. In *Proceedings of the 38th Annual Computer Security Applications Conference*, pages 481–496.

Yue Wang, Weishi Wang, Shafiq Joty, and Steven CH Hoi. 2021. Codet5: Identifier-aware unified pre-trained encoder-decoder models for code understanding and generation. *arXiv preprint arXiv:2109.00859*.

Fabian Yamaguchi, Nico Golde, Daniel Arp, and Konrad Rieck. 2014. Modeling and discovering vulnerabilities with code property graphs. In *2014 IEEE symposium on security and privacy*, pages 590–604. IEEE.

Xin Yin, Chao Ni, and Shaohua Wang. 2024. Multitask-based evaluation of open-source llm on software vulnerability. *IEEE Transactions on Software Engineering*.

Jiayuan Zhou, Michael Pacheco, Zhiyuan Wan, Xin Xia, David Lo, Yuan Wang, and Ahmed E Hassan. 2021. Finding a needle in a haystack: Automated mining of silent vulnerability fixes. In *2021 36th IEEE/ACM International Conference on Automated Software Engineering (ASE)*, pages 705–716. IEEE.

Yaqin Zhou, Shangqing Liu, Jingkai Siow, Xiaoning Du, and Yang Liu. 2019. Devign: Effective vulnerability identification by learning comprehensive program semantics via graph neural networks. *Advances in neural information processing systems*, 32.

Deqing Zou, Yutao Hu, Wenke Li, Yueming Wu, Haojun Zhao, and Hai Jin. 2022. mvulpreter: A multi-granularity vulnerability detection system with interpretations. *IEEE Transactions on Dependable and Secure Computing*.

Table 5: Fine-tuned and Zero-shot Language Models

Model	Size	Arch	Method	Purpose
CodeBERT	125M	encoder	fine-tune	code
CodeT5	60M	encoder-decoder	fine-tune	code
StarCoder2	7B	decoder	fine-tune	code
Llama3.1	8B	decoder	fine-tune	general
DeepseekR1	70B	decoder	zero-shot	general
Qwen3	32B	decoder	zero-shot	general
GPT-4o-mini	8B	decoder	zero-shot	general

## A Model Setting

### A.1 Classical Baselines

We evaluate two classical vulnerability detection methods that rely on slicing-based context selection: VulDeePecker (Li et al., 2018) and DeepWukong (Cheng et al., 2021).

- **VulDeePecker** is a CWE-specific detection framework targeting CWE-119 (buffer errors) and CWE-399 (resource management issues). It performs static data-dependency slicing around API calls associated with these CWE categories, using a manually curated mapping between CWE types and relevant APIs. Only data dependency edges are considered, and backward slicing is performed from each identified API call to extract a context window. The resulting slices are passed to a BiLSTM-based classifier, which is trained from scratch.
- **DeepWukong** extends slicing to a broader set of sensitive operations, including pointer dereferences, array accesses, taint sources/sinks, and custom memory operations, identified via syntactic heuristics. For each function, multiple slices are extracted around these anchors and converted into subgraphs based on control and data dependency analysis. Each subgraph is encoded as a graph over AST and dependency edges and classified using a Graph Convolutional Network (GCN). A subgraph is labeled as vulnerable if it contains any line modified by a patch. At inference time, DeepWukong performs subgraph-level classification and aggregates results at the function level: if any subgraph is predicted as vulnerable, the entire function is labeled vulnerable. For functions where no valid slice can be extracted, a fallback strategy is applied by conservatively labeling the function as vulnerable.

## A.2 Language Model Selection

To evaluate the effectiveness of FocusVul, we select closed-source and open-source language models (LMs) across three architectural families. Among the open-source LMs, we include an encoder-only model (e.g. CodeBERT (Feng et al., 2020)), an encoder-decoder model (e.g. CodeT5 (Wang et al., 2021)) and decoder-only models (e.g. StarCoder2 (Lozhkov et al., 2024) and LLaMA-3.1 (Grattafiori et al., 2024)). Additionally, these models span parameter counts from 100M to 8B and range from task-specific to general-purpose domains.

To further assess how well general-purpose LMs can identify vulnerabilities without task-specific adaptation, we evaluate a set of widely-used, high-capacity chat-based models in a zero-shot setting. These include GPT-4o-mini (OpenAI, 2024), DeepSeek-R1-Distill-LLaMA-70B (DeepSeek-AI, 2025), and Qwen3-32B (Team, 2025). The selected chat models provide a practical trade-off between performance, interpretability, and reproducibility. Due to cost constraints, we restrict the evaluation to pair-wise sample discrimination: each model is prompted with a single function, and we calculate all pair-wise metrics for these results. Table 5 introduces all language models we evaluate.

## A.3 Hyper-parameter

### A.3.1 Hierarchical Semantic Modeling

During hierarchical semantic modeling, there are three hyperparameters.  $\alpha$  controls the percentage of negative segments used for training, which is chosen as 30 empirically.  $\beta$  and  $\gamma$  indicate the random mask rate for commit-based VRR lines and others, respectively. In our paper, we choose  $\beta = 0.3$  and  $\gamma = 0.1$ . The asymmetric masking encourages the model to rely less on memorized lexical cues in VRRs and more on contextual reasoning from surrounding code.

### A.3.2 Fine-tuning

Following prior benchmarks (Chen et al., 2023; Lu et al., 2021), small and medium models are fine-tuned for 10 epochs with a learning rate of  $2e - 5$  and batch size 32, while large models are fine-tuned for 3 epochs with batch size 12.