

# What Needs Attention? Prioritizing Drivers of Developers' Trust and Adoption of Generative AI

RUDRAJIT CHOUDHURI, Oregon State University, USA

BIANCA TRINKENREICH, Colorado State University, USA

RAHUL PANDITA, GitHub Inc., USA

EIRINI KALLIAMVAKOU, GitHub Inc., USA

IGOR STEINMACHER, Northern Arizona University, USA

MARCO GEROSA, Northern Arizona University, USA

CHRISTOPHER A. SANCHEZ, Oregon State University, USA

ANITA SARMA, Oregon State University, USA

Generative AI (genAI) tools are being increasingly embedded into software development as productivity aids. Yet, issues related to miscalibrated trust, disengagement, and friction in interactions continue to hinder their adoption. Additionally, AI can be exclusionary, failing to support diverse users adequately, further exacerbating these concerns. One such aspect of diversity is cognitive diversity—variations in users' cognitive styles—that leads to divergence in perspectives and interaction styles. When an individual's cognitive styles are unsupported, it creates additional barriers to technology adoption. Thus, to design genAI tools that developers can trust and adopt, it is important to first understand *what factors affect developers' trust and intentions to use these tools in practice?*

We developed a theoretical model of factors influencing trust and adoption intentions towards genAI through a large-scale survey with developers (N=238) at GitHub Inc. and Microsoft. We used Partial Least Squares-Structural Equation Modeling (PLS-SEM) to evaluate our model and found that genAI's *system/output quality*, *functional value*, and *goal maintenance* significantly influence developers' trust, which along with their *cognitive styles*, influence their intentions to use these tools in their work. An Importance-Performance Matrix Analysis (IPMA) identified factors that, despite their strong influence, underperform in practice, revealing specific genAI aspects that need (design) prioritization to foster trust and adoption. We bolster these findings by qualitatively analyzing developers' perceived challenges and risks of genAI usage to uncover why these gaps persist in development contexts. For genAI to indeed be a true productivity aid rather than a disguised productivity sink, these tools must align with developers' goals, maintain contextual transparency, reduce cognitive burden, and provide equitable interaction support. Our findings provide insights and practical suggestions to guide future genAI tool design for effective, trustworthy, and inclusive human-genAI interactions.

CCS Concepts: • **Human-centered computing** → **Empirical studies in HCI**.

Additional Key Words and Phrases: Generative AI, Software Engineering, Trust in AI, Behavioral Intentions, PLS-SEM, IPMA, Technology Adoption

## ACM Reference Format:

Rudrajit Choudhuri, Bianca Trinkenreich, Rahul Pandita, Eirini Kalliamvakou, Igor Steinmacher, Marco Gerosa, Christopher A. Sanchez, and Anita Sarma. 2025. What Needs Attention? Prioritizing Drivers of Developers' Trust and Adoption of Generative AI. *Manuscript submitted to ACM* 1, 1 (April 2025), 36 pages. <https://doi.org/10.1145/nnnnnnnn.nnnnnnnn>

---

Authors' addresses: Rudrajit Choudhuri, Oregon State University, OR, USA, [choudhru@oregonstate.edu](mailto:choudhru@oregonstate.edu); Bianca Trinkenreich, Colorado State University, CO, USA, [bianca.trinkenreich@oregonstate.edu](mailto:bianca.trinkenreich@oregonstate.edu); Rahul Pandita, GitHub Inc., San Francisco, USA, [rahulpandita@github.com](mailto:rahulpandita@github.com); Eirini Kalliamvakou, GitHub Inc., San Francisco, USA, [ikaliyam@github.com](mailto:ikaliyam@github.com); Igor Steinmacher, Northern Arizona University, AZ, USA, [igor.steinmacher@nau.edu](mailto:igor.steinmacher@nau.edu); Marco Gerosa, Northern Arizona University, AZ, USA, [marco.gerosa@nau.edu](mailto:marco.gerosa@nau.edu); Christopher A. Sanchez, Oregon State University, OR, USA, [christopher.sanchez@oregonstate.edu](mailto:christopher.sanchez@oregonstate.edu); Anita Sarma, Oregon State University, OR, USA, [anita.sarma@oregonstate.edu](mailto:anita.sarma@oregonstate.edu).

## 1 INTRODUCTION

Generative AI (genAI) tools (e.g., ChatGPT [86], Copilot [82]) are becoming increasingly native to software development [34]. While these tools promise to enhance productivity [64] and are reshaping how developers code and innovate [90], their adoption remains entangled with AI hype [17], skepticism [79], and persistent interaction challenges [34, 71].

Trust is a foundational design requirement for supporting effective human-AI interactions [54, 68, 102]. Miscalibrated levels of trust, either over- or under-trust, can lead developers to overlook AI-induced errors and risks [89], or eschew its use altogether in work [11]. Research has identified several factors that drive developers' trust in genAI tools, including setting appropriate expectations and evaluating AI suggestions [120], as well as community-based influences such as shared experiences and support [20]. Recently, Johnson et al. [63] introduced the *PICSE* framework through a qualitative investigation with software developers, outlining key components that shape the formation and evolution of trust in software tools (Sec. 2.1).

Another important concern in industry-wide adoption of AI tools is that software design can be exclusionary in multiple ways [2, 5, 10], often failing to adequately support diverse users [33]. While a substantial body of work exists on modeling users' technology acceptance [18, 96, 116, 117], these studies do not consider the inclusivity of the software design. One often overlooked aspect of inclusivity is supporting cognitive diversity—variations in individuals' cognitive styles—which fosters divergence in perspectives, thoughts, and interactions (Sec. 2.2) [107]. Numerous studies have shown that when technology is misaligned with users' cognitive styles [14, 44, 83], it introduces usability barriers, forcing users to expend additional cognitive effort to use technology [14]. Therefore, it becomes essential to understand how developers' diverse cognitive styles influence their intentions to adopt genAI tools, and how trust factors into this multi-faceted decision.

In our recent work [23], the basis for this journal extension, we address:

**RQ1:** *What factors predict developers' trust in genAI tools?*

**RQ2:** *How are developers' trust and cognitive styles associated with their intentions to use genAI tools?*

We answered these questions in [23] by developing an empirically grounded, validated theoretical model of developers' trust and behavioral intentions toward genAI tools (see Sec. 4). The model was evaluated using Partial Least Squares-Structural Equation Modeling (PLS-SEM) on survey data from developers (N = 238) at two major global tech organizations: GitHub Inc. [3] and Microsoft [4].

This theoretical model (Sec. 5, Figure 2) empirically showed that genAI's *system/output quality* (presentation, adherence to safe and secure practices, performance, and output quality concerning work style/practices), *functional value* (educational value and practical benefits), and *goal maintenance* (sustained alignment between developers' objectives and genAI's actions) are positively associated with developers' trust in these tools. Further, developers' trust and cognitive styles—intrinsic *motivations* behind using technology, *computer self-efficacy* within peer groups, and *attitudes towards risk*—are associated with their intentions to adopt these tools, which in turn, correlate with their reported genAI usage in work.

Beyond identifying key drivers of trust and adoption, an important step towards improving genAI tooling lies in understanding how these drivers perform in practice. While our PLS-SEM model (Fig. 2) quantifies their predictive importance, it does not directly assess whether these factors are perceived as adequate (or lacking) in software development contexts. Specifically, some factors (e.g., goal maintenance) may be highly influential, yet relatively underperformant, signaling design targets where improvements are necessary and potentially most impactful.

Therefore, *in this work*, we ask:

**RQ3:** *What genAI aspects should be prioritized to foster developers' trust and adoption of these tools?*

To answer RQ3, we first conducted an Importance-Performance Matrix Analysis (IPMA) (Sec. 6.1) to examine the interplay between each factor's statistical influence on trust and adoption (importance) and its perceived adequacy among developers (performance). This evaluation identified factors that, despite strong influence, underperform in practice, thereby revealing specific genAI aspects (*what's*) that require improvement. For instance, aspects related to genAI's *system/output quality* (e.g., contextual accuracy and performance, safety/security practices, interaction design) and *goal maintenance* were deemed essential, yet perceived as lacking, ultimately undermining developers' trust in these tools (Sec. 7).

Next, we bolstered these findings with a qualitative analysis of open-ended responses—examining developers' perceived challenges and risks of genAI usage—to uncover their perspectives on *why* these gaps persist in development contexts (*why's*). We grounded these patterns in behavioral science theories to explain how these issues undermine trust and adoption. In doing so, we extend our work [23] by identifying not only what matters for trust and adoption, but also what needs (design) prioritization, and most importantly, why.

The main contributions of our work are threefold: (1) a theoretical model of factors driving developers' trust and adoption of genAI tools, (2) a psychometrically validated instrument for capturing these factors in human-genAI interaction contexts, and (3) a roadmap for prioritizing design improvements, guiding toolsmiths and researchers towards human-centered genAI tooling for software development. The implications of our findings are discussed in Sec. 8.

Overall, fostering trust and sustained adoption requires more than technical performance; it demands goal alignment, transparency, and equitable interactional support. Our findings underscore the importance of designing genAI tools that not only assist with development tasks but also meaningfully support the developers who use them.

## 2 BACKGROUND

### 2.1 Trust in AI

Trust in AI is commonly defined as “*the attitude that an agent will help achieve an individual's goals in a situation characterized by uncertainty and vulnerability*” [68, 72, 91, 118, 120]. Trust is subjective and thus a psychological construct that is not directly observable [56] and should be distinguished from observable measures such as reliance [124]. Trust involves users attributing intent and anthropomorphism to the AI [60], leading to feelings of betrayal when trust is violated. Despite AI systems being inanimate, users often anthropomorphize them [60], thereby shifting from reliance to trust in AI systems. Unobservable psychological constructs are commonly measured through validated self-reported scales (instruments) [32] using questions designed to capture the construct of interest. In this paper, we measure developers' trust in genAI using the validated Trust in explainable AI (TXAI) instrument [55, 91]. TXAI has been derived from existing trust scales [55, 62, 75] and its psychometric quality has been validated [91]. Researchers frequently advocate using the TXAI instrument for measuring trust in AI [76, 91, 100].

**Factors affecting trust:** Prior research has extensively examined factors influencing human's trust in automation [62, 75, 80, 81]. However, these preliminary insights do not necessarily transfer to human-AI interactions [120] because of the nuances in how users form trust in AI tools, alongside the inherent uncertainty [118] and variability [121] associated with these systems. Additionally, the context in which AI is applied (in our case, software development) influences how trust is developed and its contributing factors [85]. Relevant to our domain, Johnson et al. [63] interviewed software engineers to outline factors that engineers consider when establishing and (re)building trust in tools through the PICSE framework: (1) *Personal* (internal, external, and social factors), (2) *Interaction* (aspects of engagement with a tool), (3) *Control* (over the tool), (4) *System* (properties of the tool), and (5) *Expectations* (with the tool). Since PICSE is developed for software engineering

(SE), we use it to design our survey instrument to identify factors influencing developers' trust in genAI tools. However, the PICSE framework was qualitatively developed and the psychometric quality—reliability and validity—of a survey based on it had not been assessed.

Our work builds upon PICSE to contribute (a) a validated instrument for capturing different factors that developers consider when forming trust in genAI tools (Sec. 4.1) through a psychometric analysis of the PICSE framework and (b) assesses the significance and strength of these factors' association with trust in genAI tools (Sec. 5).

## 2.2 Users' Cognitive Styles

AI can be exclusionary in different ways often failing to support all users as it should [2, 5, 33]. E.g., Weisz et al. [122] found that some, but not all, participants could produce high-quality code with AI assistance, and the differences were linked to varying participant interactions with AI.

User experience in Human-AI interaction (HAI-UX) can be improved by supporting diverse cognitive styles [7], which refer to the *ways users perceive, process, and interact with information and technology, as well as their approach to problem-solving* [107]. While no particular style is inherently better or worse, if a tool insufficiently supports (or is misaligned with) users' cognitive styles; they pay an additional "cognitive tax" to use it, creating usability barriers [83].

Here, we scope developers' diverse cognitive styles to the five cognitive styles in the GenderMag inclusive design method [14]. GenderMag's cognitive styles (facets) are users' diverse: *attitudes towards risk*, *computer self-efficacy* within their peer group, *motivations* to use the technology, *information processing style*, and *learning style* for new technology. Each facet represents a spectrum. For example, risk-averse individuals (one end of the 'attitude towards risk' spectrum) hesitate to try new technology or features, whereas risk-tolerant ones (the other end) are inclined to try unproven technology that may require additional cognitive effort or time. GenderMag's cognitive styles are well-suited as they have been (a) repeatedly shown to align with users' interactions with technology both in the context of SE [14, 44, 83] and HAI interactions [7, 48], and (b) distilled from an extensive list of applicable cognitive style types [10, 14], intended for actionable use by practitioners. We used the validated GenderMag facet survey instrument [47] in our study.

## 2.3 Behavioral Intention and Usage

Behavioral intention refers to *the extent to which a person has made conscious plans to undertake a specific future activity* [116]. Technology acceptance models, such as TAM [18] and UTAUT [116], identify behavioral intention as a key indicator of actual technology usage [117]. Understanding users' behavioral intentions is useful for predicting technology adoption and guiding future design strategies [116]. While there is an extensive body of work modeling users' behavioral intentions towards software tools [96, 116, 117], these studies primarily focus on socio-technical factors driving adoption.

Our work contributes to this line of research by examining the role of developers' trust and cognitive styles in shaping their intentions to use genAI tools (Sec. 4.2 and 5), thereby extending the understanding of AI adoption dynamics in SE. We used components of the UTAUT model [116] to capture developers' behavioral intentions and usage of genAI tools.

## 3 RESEARCH DESIGN

Fig. 1 presents an overview of our research design. We adopted a Concurrent Embedded Mixed Methods Strategy [27] with a dominant quantitative component. To address our RQs, we surveyed software developers from two major global tech organizations, GitHub Inc. and Microsoft. We leveraged existing theoretical frameworks and instruments to design our data collection instrument (see Sec. 2). While using existing theoretical frameworks is a first step in developing questionnaires,

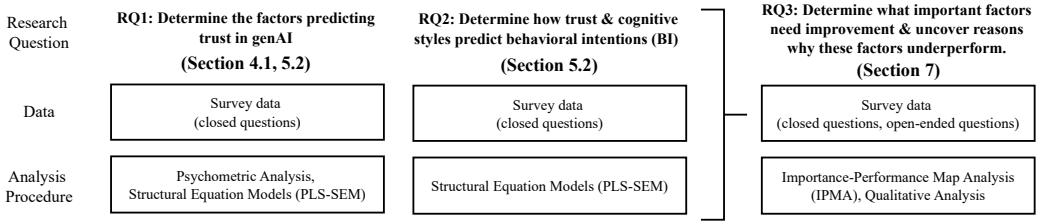


Fig. 1. Overview of research design adopting a Concurrent Embedded Mixed Methods Strategy [27]

conducting a psychometric quality assessment is essential to ensure its subsequent reliability and validity [38]. As there was no validated instrument to measure the constructs of the PICSE framework [63]—our chosen trust framework—we performed its psychometric assessment [38] (Sec. 4.1). This assessment helped us define a theoretical model of factors developers consider when forming trust in genAI tools, which we then evaluated using Partial Least Squares-Structural Equation Modeling (PLS-SEM) to answer RQ1. To answer RQ2, we assessed the relationships between developers' trust and cognitive styles with their intentions to use genAI tools (Sec. 5.2). Finally, to address RQ3, we conducted Importance-Performance Matrix Analysis (IPMA) on our model to identify factors that strongly influence trust and adoption, yet were perceived as underperforming in practice. We then qualitatively analyzed participants' open-ended responses on perceived challenges and risks of genAI usage, to contextualize why these aspects were viewed as lacking within SE contexts. In doing so, we extend our recent work [23] by identifying not only what matters for trust and adoption but also what is perceived as lacking, and why.

The rest of this paper is structured accordingly: First, we detail the methods and findings for RQ1–2 (Sec. 4 & 5), focusing on the theoretical model (Fig. 2). Then, we present the RQ3 methods and results, uncovering the specific genAI aspects that warrant attention (Sec. 6 & 7).

Table 1. Measurement model constructs and instruments

Construct	Instrument
Trust	TXAI instrument* [55, 91]
Factors affecting trust	PICSE framework** [63]
Users' cognitive styles	GenderMag facet survey [47]
Behavioral intention & usage	UTAUT model [116, 117]

\*We used the 4-item TXAI scale [55] instead of the 6-item scale [91] to reduce participant fatigue.

\*\*PICSE does not have a validated questionnaire in [63].

### 3.1 Survey Design

We defined the measurement model [46] based on the theoretical frameworks discussed in Sec. 2 to guide our survey design (Table 1). Four researchers with experience in survey studies and GitHub's research team co-designed the survey over a four-month period (Oct 2023 to Jan 2024). We adapted existing (validated) instruments in designing the survey questions (Table 1). The questions were contextualized for the target population and pragmatic decisions were made to limit the survey length. The complete questionnaire is available in the supplemental material [1].

After the IRB-approved informed consent, participants responded to closed questions about their familiarity with genAI technology and their attitudes and intentions towards using genAI tools in work. All closed questions utilized a 5-point Likert scale ranging from 1 ("strongly disagree") to 5 ("strongly agree") with a neutral option. These questions also included a 6<sup>th</sup> option ("I'm not sure") for participants who either preferred not to or did not know how to respond to a question. This differs from being neutral—acknowledging the difference between ignorance and indifference [42].

Table 2. Demographics of Respondents (N=238)

Attribute	N	%	Attribute	N	%
<b>Gender</b>			<b>SE Responsibilities</b>		
Man	186	78.2%	Coding/Programming	223	93.7%
Woman	39	16.4%	Code Review	192	80.6%
Non-binary or gender diverse	6	2.5%	System Design	148	62.1%
Prefer not to say	7	2.9%	Documentation	110	46.2%
<b>Continent of Residence</b>			Maintenance & Updates	108	45.4%
North America	129	54.2%	Requirements Gathering & Analysis	108	45.4%
Europe	55	23.1%	Performance Optimization	107	44.9%
Asia	33	13.8%	Testing & Quality Assurance	98	41.2%
Africa	9	3.8%	DevOps/(CI/CD)	90	37.8%
South America	8	3.4%	Project Management & Planning	53	22.3%
Pacific/Oceania	4	1.7%	Security Review & Implementation	46	19.3%
<b>SE Experience</b>			Client/Stakeholder Communication	32	13.5%
1–5 years	57	23.9%			
6–10 years	50	21.0%			
11–15 years	52	21.9%			
Over 15 years	79	33.2%			

Demographic questions covered gender, continent of residence, years of software engineering (SE) experience, and primary SE responsibilities at work. We did not collect data on country of residence or specific job roles/work contexts to maintain participant anonymity, per GitHub’s and Microsoft’s guidelines.

We included open-ended questions to explore developers’ perceived challenges and risks of using these tools in practice: (1) *What challenges do you face when using genAI tools?* (2) *What risks or negative outcomes have you experienced when you used genAI in your work?* The survey concluded with an open-ended question for additional comments.

The survey took between 7-10 minutes to complete. Attention checks were included to ensure the quality of the survey data. To reduce response bias, we randomized the order of questions within their respective blocks (each construct in Table 1). We piloted the questionnaire with collaborators at GitHub to refine its clarity and phrasing.

### 3.2 Data Collection

**3.2.1 Distribution.** GitHub and Microsoft administered the survey using their internal tools. The survey was distributed to team leads, who were asked to cascade it to their team members. This approach was chosen over using mailing lists to ensure broader reach [112]. The survey was available for one month (Feb-Mar, 2024), and while participation was optional, it was encouraged.

**3.2.2 Responses.** We received a total of 343 responses: 235 from Microsoft and 108 from GitHub. We removed patterned responses ( $n=20$ ), outliers ( $< 1$  year SE experience,  $n=1$ ), and those that failed attention checks ( $n=29$ ). Further, we excluded respondents who discontinued the survey without answering all the close-ended questions ( $n=55$ ). We considered “I’m not sure” responses as missing data points. As in prior work [112], we did not impute data points due to the unproven efficacy of imputation methods within SEM group contexts [99].

After filtration, we retained 238 valid responses (Microsoft: 154, GitHub: 84) from developers across six continents, representing a wide distribution of SE experience. Most respondents were

from North America (54.2%) and Europe (23.1%), and most identified as men (78.2%), aligning with distributions reported in previous studies with software engineers [96, 112]. Table 2 summarizes the respondent demographics.

## 4 RQ1&2 METHOD

### 4.1 Psychometric Analysis of PICSE Framework

Psychometric quality [74, 94] refers to the objectivity, reliability, and validity of an instrument. We primarily used validated instruments in designing the survey. However, since PICSE was not validated, we conducted a psychometric analysis to empirically refine its factor groupings, which were then evaluated for their association with trust (Sec. 5). Table 3 presents the factors evaluated in our survey. We performed the analysis using the JASP tool [61], adhering to established psychometric procedures [57, 91, 94]. The full methodological details are provided in our prior work [23] and in the supplemental [1]. We summarize the process here for completeness.

First, we performed Confirmatory Factor Analysis (CFA) [49] to test whether the set of observed variables align with the original five-factor structure (Personal, Interaction, Control, System, Expectations) proposed by Johnson et al. [63]. However, as shown in Table 4, the original five-factor structure did not indicate adequate model fit across standard indices: Root Mean Square Error of Approximation (RMSEA), Comparative Fit Index (CFI), and Tucker-Lewis Index (TLI) [58]. This was not entirely unexpected given PICSE's conceptual nature [49]. Therefore, to identify a more appropriate model of factors, we proceeded with an Exploratory Factor Analysis (EFA), uncovering empirical groupings that might better fit the data.

Table 3. PICSE framework [63]

<i>Category</i>	<i>Items</i>
Personal	Community (P1), Source reputation (P2), Clear advantages (P3)
Interaction	Output validation support (I1), Feedback loop (I2), Educational value (I3)
Control	Control over output use (C1), Ease of workflow integration (C2)
System	Ease of use (S1), Polished presentation (S2), Safe and secure practices (S3), Consistent accuracy and appropriateness (S4), Performance (S5)
Expectations	Meeting expectations (E1), Transparent data practices (E2), Style matching (E3), Goal maintenance (E4)

We dropped C3 (tool ownership), as it pertained to AI engineers developing parts of genAI models.

EFA identifies the suitable number of latent constructs (factors) and underlying factor structures without imposing a preconceived expectation of factor structures [57]. This analysis yielded an alternate five-factor model explaining 64.6% of the total variance. However, one factor (Factor 4) accounted for minimal variance (4.3%) and exhibited high correlations with other factors (see supplemental). Additionally, items I1, I2, E1, and E2 failed to meet communality thresholds (i.e. the proportion of an item's variance explained by the common factors was  $< 0.5$ ) and did not load cleanly onto any factor. These items were excluded, resulting in a more parsimonious four-factor structure. The fit indices in Table 4 indicate a good model fit, showing that the revised model better fits the data than the original PICSE grouping.

Finally, a subsequent CFA on the revised structure confirmed the EFA-derived four-factor model (Table 4: CFA-Alternate). The final factors are: Factor 1, labeled **System/Output quality**, includes items S2 through S5 and E3, which relate to the System group (in PICSE) and the style matching of genAI's outputs. Factor 2, labeled **Functional value**, encompasses items I3 and P3, reflecting the educational value and practical advantages of using genAI tools. Factor 3, labeled **Ease of use**,

comprises items S1 and C2, addressing the ease of using and integrating genAI in the workflow. Factor 5, labeled **Goal maintenance**, includes a single item, E4, focusing on genAI's maintenance of human goals. The reliability and validity assessments support the robustness of these constructs (see Sec. 5.1).

In summary, the psychometric analysis confirmed that a four-factor solution is most appropriate and provided a validated measurement instrument for capturing these factors.

Table 4. Model Fit Indices - PICSE Psychometric Evaluation

Model	RMSEA	SRMR	CFI	TLI	$\chi^2$	<i>p-val</i>
CFA-Original	0.104	0.084	0.925	0.927	147.3	<0.01
EFA	0.057	0.054	0.968	0.965	109.1	<0.01
CFA-Alternate	0.048	0.047	0.982	0.973	59.0	<0.01

1) Indications of a good model fit include  $p > .05$  for  $\chi^2$  test, RMSEA < .06, SRMR  $\leq .08$ , and  $0.95 \leq$  CFI, TLI  $\leq 1$  [58].

2)  $\chi^2$  test results were not considered, as the test is affected by deviations from multivariate normality [101]. We still report the values for completeness.

## 4.2 Model Development

As discussed in the previous section, we refined the factor groupings within the PICSE framework and constrained our focus to only those factors that were psychometrically validated. Next, we detail the hypotheses embedded in our theoretical model for RQs 1&2.

### RQ1) Factors associated with trust

**System/Output quality** encompasses genAI tools' presentation, adherence to safe and secure practices (including privacy and security implications of using genAI), and its performance and output quality (consistency and correctness) in relation to the development style or work environment in which it is utilized (S2-S5, E3). Developers often place trust in AI based on its performance and output quality (accuracy and consistency), which serve as proxies for the system's perceived credibility [20, 36, 120, 127]. Prior work [120] evidenced that developers are often wary about the security and privacy implications of using AI tools in their work, which influences the level of trust they place in these tools. Drawing upon these insights, we hypothesize: **(H1) System/Output quality of genAI is positively associated with developers' trust in these tools.**

**Functional value** of a tool refers to the practical benefits and utility it offers users in their work [103]. In our context, genAI's functional value encompasses its educational value and clear advantages relative to work performance (I3, P3). Prior work highlights that developers' expectations of clear advantages from using AI (e.g., increased productivity, improved code quality) contribute to their trust in these tools [63, 128]. Further, AI's ability to support learning fosters trust [120]. Based on these, we posit: **(H2) Functional value of genAI is positively associated with developers' trust in these tools.**

**Ease of use** associated with genAI tools includes the extent to which developers can easily use and integrate genAI into their workflows (S1, C2). Prior research highlights that a tool's ease of use [39] and compatibility with existing workflows [68, 96] contribute to users' trust. Following this, we hypothesize: **(H3) GenAI's ease of use is positively associated with developers' trust in these tools.**

**Goal maintenance** is related to the degree to which genAI's actions and responses align with the developer's ongoing goals (E4). By its very nature, goals can vary depending on the task and context [63]. Therefore, aligning AI behavior with an individual's immediate goals is crucial in human-AI collaboration scenarios [124]. In terms of human cognition, this congruence is important for maintaining cognitive flow and reducing cognitive load [113], which, in turn, fosters trust in systems [24, 114]. Consequently, we propose: **(H4) Goal maintenance is positively associated with developers' trust in genAI tools.**



**RQ2) Factors associated with behavioral intentions**

**Trust** is a key factor in explaining resistance toward automated systems [124] and plays an important role in technology adoption [125, 126]. Multiple studies have correlated an individual's trust in technology with their intention to use it [8, 39, 65]. In our context, we thus posit: **(H5) Trust is positively associated with intentions to use genAI tools.**

In the context of GenderMag's cognitive styles:

**Motivations** behind why someone uses technology (technophilic or task-focused) not only influences their intention to use it but also affects how they engage with its features and functionalities [87, 117]. Naturally, individuals motivated by their interest and enjoyment in using and exploring the technology (opposite end of the spectrum from those motivated by task completion) are early adopters of new technology [14]. Based on this, we posit: **(H6) Motivation to use technology for its own sake is positively associated with intentions to use genAI tools.**

**Computer self-efficacy** refers to an individual's belief in their ability to engage with and use new technologies to succeed in tasks [9]. It shapes how individuals apply cognitive strategies and the effort and persistence they invest in using new technologies [26], thereby influencing their intention to use them [70, 115]. In line with this, we propose: **(H7) Computer self-efficacy is positively associated with intentions to use genAI tools.**

**Attitude towards risk** encompasses an individual's inclination to take risks in uncertain outcomes [15]. This cognitive facet influences decision-making processes, particularly in contexts involving new or unfamiliar technology [115]. Risk-tolerant individuals (one end of the spectrum) are more inclined to experiment with unproven technology than risk-averse ones (the other end) [14], and show higher intentions to use new tools [117]. Thus, we posit: **(H8) Risk tolerance is positively associated with intentions to use genAI tools.**

**Information processing** style influences how individuals interact with technology when problem-solving: some gather information *comprehensively* to develop a detailed plan before acting; others gather information *selectively*, acting on initial promising pieces and acquiring more as needed [14]. GenAI systems, by their very interaction paradigm, inherently support the latter by providing immediate responses to queries, allowing users to act quickly on the information received and gather additional details incrementally. Accordingly, we posit: **(H9) Selective information processing style is positively associated with intentions to use genAI tools.**

**Learning style for technology** (by process vs. by tinkering) refers to how an individual approaches problem-solving and how they structure their approach to a new technology [14]. Some prefer to learn through an organized, step-by-step process, while others prefer to tinker around—exploring and experimenting with new technology or its features [14]. Prior work indicates that software, more often than not, is designed to support and encourage tinkering [16], making individuals who prefer this approach more inclined to adopt and use new tools [116]. Thus, we propose: **(H10) Tinkering style is positively associated with intentions to use genAI tools.**

**Behavioral intention.** Successful technology adoption hinges on users' intention to use it, translating into future usage. Prior work has consistently shown these factors to be positively correlated [116, 117], suggesting that users who intend to use technology are more likely to do so. Accordingly, we hypothesize: **(H11) Behavioral intention to use genAI tools is positively associated with the usage of these tools.**

### 4.3 Data Analysis

We used Partial Least Squares-Structural Equation Modeling (PLS-SEM) to test our theoretical model. PLS-SEM is a second-generation multivariate data analysis technique that has gained traction in empirical SE studies investigating complex phenomena [96, 97, 112]. It allows for simultaneous analysis of relationships among constructs (measured by one or more indicators) and

addresses multiple interconnected research queries in one comprehensive analysis. It is particularly suited for exploratory studies due to its flexibility in handling model complexity while accounting for measurement errors in latent variables [46]. Importantly, PLS-SEM does not require data to meet distributional assumptions. Instead, it uses a bootstrapping approach to determine the statistical significance of path coefficients (i.e., relationships between constructs). The PLS path model is estimated for a large number of random subsamples (usually 5000), generating a bootstrap distribution, which is then used to make statistical inferences [46].

We used the SmartPLS (v4.1.0) software [106] for PLS-SEM analyses, which comprised two main steps, each involving specific tests and procedures. First, we evaluated the measurement model, empirically assessing the relationships between the latent constructs and their indicators (Sec. 5.1). Next, we evaluated the theoretical (or structural) model (Sec. 5.2), representing the hypotheses presented in Section 4.2.

The appropriate sample size was determined by conducting power analysis using the G\*Power tool [35]. We performed an  $F$ -test with multiple linear regression, setting a medium effect size (0.25), a significance level of 0.05, and a power of 0.95. The maximum number of predictors in our model is seven (six theoretical constructs and one control variable to Behavioral Intention) (see Fig. 2). The calculation indicated a minimum sample size of 95; our final sample size of 238 exceeded it considerably.

## 5 RQ1&2 RESULTS

In this section, we report the evaluation of the measurement model (Sec. 5.1), followed by the evaluation of the structural model (Sec. 5.2). We adhered to the evaluation protocols outlined in prior studies [46, 97]. The analysis was performed using the survey data, which met the assumptions for factor analysis [46]: significant Bartlett's test of sphericity on all constructs ( $\chi^2(496)=4474.58$ ,  $p < .001$ ) and adequate KMO measure of sampling adequacy (0.901), well above the recommended threshold (0.60) [57].

### 5.1 Measurement Model Evaluation

Our model evaluates several theoretical constructs that are not directly observable (e.g., Trust, Behavioral Intention), modeled as latent variables, and measured by a set of indicators or manifest variables (see Fig. 2). The first step in evaluating a structural equation model is to ensure the soundness of the measurement of these latent variables [46, 97], detailed as follows:

1) **Convergent validity** assesses whether respondents interpret the questions as intended by the question designers [66]. Our theoretical model comprises latent constructs that are reflectively measured, meaning the changes in the construct should be reflected in changes in the indicators [97]. Consequently, these indicators (questions) should exhibit a significant proportion of shared variance by converging on their respective constructs [46]. We assessed convergent validity using Average Variance Extracted (AVE) and indicator reliability through outer loadings [46].

AVE represents a construct's communality, indicating the shared variance among its indicators, and should exceed 0.5 [46]. AVE values for all latent constructs in our model surpassed this threshold (see Table 5). Regarding outer loadings, values above 0.708 are considered sufficient, while values above 0.60 are sufficient for exploratory studies [46]. We removed variables that did not sufficiently reflect changes in the latent construct (SE3 from computer self-efficacy and IP3 from selective information processing).<sup>1</sup> Subsequently, all indicators in our model exceeded the threshold, ranging between 0.615 and 0.954 (see Fig. 2).

<sup>1</sup>After removing SE3 and IP3, the AVE values for computer self-efficacy (now with 3 indicators) and selective information processing (now with 2 indicators) increased from 0.627 to 0.736 and 0.609 to 0.741, respectively.

Table 5. Internal consistency reliability and convergent validity

	Cronbach's $\alpha$	CR( $\rho_a$ )	CR( $\rho_c$ )	AVE
System/Output quality	0.816	0.834	0.874	0.781
Functional value	0.816	0.895	0.914	0.842
Ease of use	0.780	0.782	0.902	0.822
Trust	0.856	0.889	0.906	0.710
Motivations	0.713	0.722	0.835	0.718
Risk tolerance	0.715	0.754	0.795	0.667
Computer self-efficacy	0.802	0.809	0.847	0.736
Selective information processing	0.711	0.714	0.849	0.741
Learning by tinkering	0.721	0.722	0.817	0.697
Behavioral intention	0.827	0.831	0.920	0.851

Cronbach's  $\alpha$  tends to underestimate reliability, whereas composite reliability (CR:  $\rho_c$ ) tends to overestimate it. The true reliability typically lies between these two estimates and is effectively captured by CR( $\rho_a$ ) [97].

2) **Internal consistency reliability** seeks to confirm that the indicators are consistent with one another and that they consistently and reliably measure the same construct. To assess this, we performed both Cronbach's  $\alpha$  and Composite Reliability (CR:  $\rho_a, \rho_c$ ) tests [97]. The desirable range for these values is between 0.7 and 0.9 [46]. As presented in Table 5, all values corresponding to our model constructs fall within the acceptable range, confirming that the constructs and their indicators meet the reliability criteria.

3) **Discriminant validity** assesses the distinctiveness of each construct in relation to the others. Our model includes 10 latent variables (Table 5) and we assessed discriminant validity using the Heterotrait-Monotrait (HTMT) ratio of correlations [52]. Discriminant validity may be considered problematic if the HTMT ratio  $> 0.9$ , with a more conservative cut-off at 0.85 [46]. In our case, the HTMT ratios between the latent constructs ranged from 0.064 to 0.791, all below the threshold. We report the HTMT ratios in the supplemental [1], along with the cross-loadings of the indicators, and the Fornell-Larcker criterion values for the sake of completeness. Both procedures indicated that discriminant validity did not pose a threat in this study.

4) **Collinearity assessment** is conducted to evaluate the correlation between predictor variables, ensuring they are independent to avoid potential bias in the model path estimations. We assessed collinearity using the Variance Inflation Factor (VIF). In our model, all VIF values are below 2.1, well below the accepted cut-off value of 5 [46].

## 5.2 Structural Model Evaluation

After confirming the constructs' reliability and validity, we assessed the structural model (graphically represented in Fig. 2). This evaluation involved validating the research hypotheses and assessing the model's predictive power.

**5.2.1 Path coefficients and significance.** Table 6 presents the results of the hypotheses testing, including the mean of the bootstrap distribution (B), the standard deviation (SD), the 95% confidence interval (CI), and the p-values. The path coefficients in Fig. 2 and Table 6 are interpreted as standard regression coefficients, indicating the direct effects of one variable on another. Each hypothesis is represented by an arrow between constructs in Fig. 2. For instance, the arrow from "Functional Value" to "Trust" corresponds to H2. Given its positive path coefficient ( $B=0.142$ ), genAI's *functional value* is positively associated with developers' *trust* in these tools. The coefficient of 0.142 indicates

that when the score for *functional value* increases by one standard deviation (SD) unit, the score for *trust* increases by 0.142 SD units. The analysis results (Table 6) show that most of our hypotheses are supported, except for H3 ( $p=0.58$ ), H9 ( $p=0.06$ ), and H10 ( $p=0.33$ ). Next, we detail the factors associated with trust and behavioral intentions for the supported hypotheses with exemplary quotes from responses to the open-ended questions to illustrate our findings.

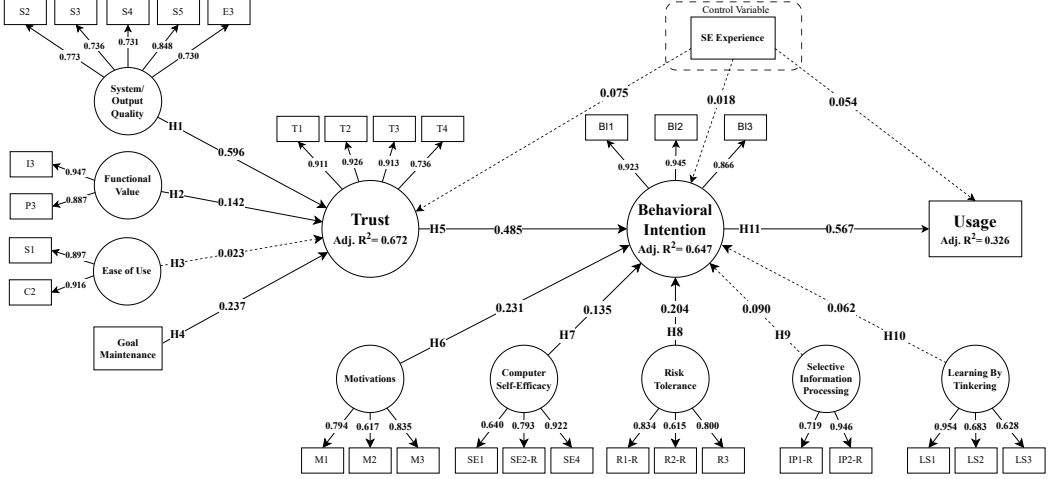


Fig. 2. PLS-SEM Model: Solid lines indicate item loadings and path coefficients ( $p < 0.05$ ); dashed lines represent non-significant paths. Reverse-coded items are suffixed with ‘-R’ (e.g., SE2-R). Latent constructs are depicted as circles and adjusted  $R^2$  (Adj.  $R^2$ ) values are reported for endogenous constructs.

**Factors associated with trust (RQ1):** Our analysis supported Hypotheses H1 ( $p=0.00$ ), H2 ( $p=0.03$ ), and H4 ( $p=0.00$ ) (Table 6). First, the support for *system/output quality* in fostering trust (H1) can be explained by how developers prefer tools that deliver accurate, reliable outputs matching their work style and practices [120, 127]. Next, the *functional value* of genAI, encompassing educational benefits and practical advantages, promotes trust (H2), since developers prioritize tools that offer tangible utility in their work [63, 128]. For instance, a respondent noted genAI’s practical value, stating, “*I find value in these models for creative endeavors, gaining different perspectives, or coming up with ideas I wouldn’t have otherwise*”(P91). Finally, *goal maintenance* is relevant for cultivating trust (H4). The alignment between a developer’s goals and genAI’s actions supports using genAI tools to achieve these goals. This eliminates the need for developers to constantly verify the relevance of genAI’s outputs, thereby reducing cognitive load. This congruence ultimately enhances genAI’s credibility as a cognitive collaborator [124] rather than as an independent and potentially untrustworthy tool, thus bolstering trust in these tools.

**Factors associated with behavioral intentions (RQ2):** Our analysis supported Hypotheses H5 ( $p=0.00$ ), H6 ( $p=0.01$ ), H7 ( $p=0.01$ ), and H8 ( $p=0.00$ ), indicating that developers’ trust (H5) and their cognitive styles—motivations (H6), computer self-efficacy (H7), and risk tolerance (H8)—have statistically significant associations with their behavioral intentions to use genAI tools.

Trust (H5) is pivotal in shaping adoption decisions as it reduces resistance to new technologies [125, 126]. When developers trust genAI tools, they perceive them as credible partners, enhancing their willingness to use these tools. Moreover, developers’ cognitive styles significantly shape their intentions to adopt genAI tools. Developers motivated by the intrinsic enjoyment of technology (H6) have higher intentions to adopt genAI. In contrast, those with a task-oriented approach tend

Table 6. Standardized path coefficients (B), standard deviations (SD), confidence intervals (CI), p values, and effect sizes ( $f^2$ )

	B	SD	95% CI	p	$f^2$
H1 System/Output quality→Trust	0.60	0.60	(.45, .77)	<b>0.000</b>	0.46
H2 Functional value→Trust	0.14	0.07	(.01, .26)	<b>0.029</b>	0.17
H3 Ease of use→Trust	0.02	0.06	(-.08, .16)	0.588	0.01
H4 Goal maintenance →Trust	0.24	0.07	(.07, .36)	<b>0.002</b>	0.19
H5 Trust→BI	0.49	0.05	(.38, .58)	<b>0.000</b>	0.54
H6 Motivations→BI	0.23	0.08	(.07, .40)	<b>0.005</b>	0.26
H7 Computer self-efficacy→BI	0.14	0.05	(.03, .24)	<b>0.012</b>	0.14
H8 Risk tolerance→BI	0.20	0.06	(.09, .33)	<b>0.001</b>	0.18
H9 Selective information processing →BI	0.09	0.05	(-.02, .14)	0.065	0.03
H10 Learning by tinkering→BI	0.06	0.06	(-.06, .18)	0.331	0.04
H11 BI→Usage	0.57	0.05	(.46, .67)	<b>0.000</b>	0.45
SE Experience→Trust	0.08	0.05	(-.01, 0.2)	0.125	0.02
SE Experience→BI	0.02	0.04	(-.03, .11)	0.332	0.00
SE Experience→Usage	0.05	0.05	(-.06, .15)	0.275	0.01

BI: Behavioral Intention. We consider  $f^2 < 0.02$  to be no effect,  $f^2 \in [0.02, 0.15]$  to be small,  $f^2 \in [0.15, 0.35]$  to be medium, and  $f^2 > 0.35$  to be large [25].

to be more cautious and hesitant about the cognitive effort they are willing to invest in these tools [14]. Higher computer self-efficacy within peer groups is also significantly associated with increased intentions to use genAI tools (H7). Despite generally high self-efficacy, some developers face interaction challenges with genAI that may impact their confidence and adoption rates (see Sec. 7.1). Furthermore, we found that developers with higher risk tolerance are significantly more inclined to use these tools than risk-averse individuals (H8). The context (and involved stakes) in which these tools are used further play a role, as highlighted by another respondent: “I don’t use it yet to write code that I can put my name behind in production; I just use it for side projects or little scripts to speed up my job, but not in actual production code” (P222).

Finally, our analysis supported Hypothesis H11 ( $p=0.00$ ), highlighting a significant positive association between developers’ behavioral intention to use genAI tools and its usage in their work. This corroborates with prior technology acceptance models [116, 117], emphasizing the pivotal role of behavioral intentions in predicting use behavior.

**Control variables:** Although experience is often relevant for technology adoption [116], our analysis found no significant associations between SE experience and trust, behavioral intentions, or usage of genAI tools. This is likely since genAI introduces a new interaction paradigm [121], which diverges from traditional SE tools and requires different skills and interactions not necessarily linked to SE experience. Familiarity with genAI, while potentially influential, was excluded as a control variable due to a highly skewed distribution of responses, with most participants reporting high familiarity. Including such skewed variables could lead to unreliable estimates and compromise the model’s validity [46, 98]. Similarly, the gender variable was excluded due to its skewed distribution. The analysis of *unobserved heterogeneity* (see supplemental [1]) supports the absence of any group differences in the model (e.g., organizational heterogeneity) caused by unmeasured criteria.

**5.2.2 Model evaluation.** We assessed the relationship between constructs and the predictive capabilities of the theoretical model by evaluating the model's explanatory power ( $R^2$ , Adjusted (Adj.)  $R^2$ ), model fit (SRMR), effect sizes ( $f^2$ ), and predictive relevance ( $Q^2$ ) [97].

*Explanatory power:* The coefficient of determination ( $R^2$  and Adj.  $R^2$  values) indicate the proportion of variance in the endogenous variables explained by the predictors.<sup>2</sup> Ranging from 0 to 1, higher  $R^2$  values signify greater explanatory power, with 0.25, 0.5, and 0.75 representing weak, moderate, and substantial levels, respectively [46]. As shown in Table 7, the  $R^2$  values in our model are 0.68 for Trust, 0.66 for Behavioral intention, and 0.33 for Usage, demonstrating moderate to substantial explanatory power, well above the accepted threshold of 0.19 [21]. Further, Table 6 presents the effect sizes ( $f^2$ ), which measure the impact of each predictor on the endogenous constructs. The effect sizes indicate that the predictors exhibit medium to large effects on their respective endogenous variables for all supported hypotheses in our model, with values ranging from 0.14 to 0.54 [25], further corroborating the model's explanatory power.<sup>3</sup>

*Model fit:* We analyzed the overall model fit using the standardized root mean square residual (SRMR), a recommended fit measure for detecting misspecification in PLS-SEM models [97]. Our results suggested a good fit of the data in the theoretical model (SRMR = 0.077), which is below the suggested thresholds of 0.08 (conservative) and 0.10 (lenient) [51].

*Predictive relevance:* Finally, we evaluated the model's predictive relevance using Stone-Geisser's  $Q^2$  [109], a measure of external validity [46] obtainable via the PLS-predict algorithm [104] in SmartPLS. PLS-predict is a holdout sample-based procedure: it divides the data into  $k$  subgroups (folds) of roughly equal size, using  $(k-1)$  folds as a training sample to estimate the model, while the remaining fold serves as a holdout to assess out-of-sample predictive power.  $Q^2_{\text{predict}}$  values are calculated for endogenous variables; values greater than 0 indicate predictive relevance, while negative values suggest the model does not outperform a simple average of the endogenous variable. Our sample was segmented into  $k=10$  parts, and 10 repetitions were used to derive the  $Q^2_{\text{predict}}$  statistic [46], all of which were greater than 0 (Table 7), confirming our model's adequacy in terms of predictive relevance.

Table 7. Coefficient of determination and predictive relevance

Construct	$R^2$	Adj. $R^2$	$Q^2_{\text{predict}}$
Trust	0.679	0.672	0.679
Behavioral Intention	0.658	0.647	0.648
Usage	0.331	0.326	0.234

**5.2.3 Common method bias.** We collected data via a single survey instrument, which might raise concerns about Common Method Bias/Variance (CMB/CMV) [97]. To test for CMB, we applied Harman's single factor test [93] on the latent variables. No single factor explained more than 23% variance. An unrotated exploratory factor analysis with a forced single-factor solution was conducted, which explained 30.3% of the variance, well below the 50% threshold. Additionally, we used Kock's collinearity approach [67]. The VIFs for the latent variables ranged from 1.01 to 2.45, all under the cut-off of 3.3. These indicate that CMB was not a concern in our study.

<sup>2</sup>In SEM, endogenous variables are those influenced by other variables and can also act as predictors. Exogenous variables are predictors not influenced by any other variables in the model.

<sup>3</sup>Large  $R^2$  and  $f^2$  can occasionally indicate overfitting. We thoroughly evaluated this issue by analyzing residuals and conducting cross-validation, finding no evidence of model overfitting (see [1]).

## 6 RQ3-METHOD

PLS-SEM analysis (RQ1&2) identified the effects of various genAI factors on developers' trust and examined how trust and cognitive styles predict their intentions to use these tools at work. Our goal in RQ3 was to explore what specific genAI aspects could benefit from relative improvement to enhance developers' trust and adoption of these tools.

To answer this RQ, we conducted (1) **Importance-Performance Matrix Analysis (IPMA)** on our research model to identify factors that have a strong impact on the target constructs (Trust, Behavioral Intentions), *yet* are relatively underperforming—uncovering the specific aspects that require improvement (*what's*). Once the underperforming aspects were identified, we (2) **qualitatively analyzed** developers' open-ended responses on **perceived challenges and risks of genAI usage** (see Sec. III) to contextualize why these aspects were perceived to relatively underperform in the study's context (*why's*). The analysis process is detailed below.

### 6.1 Importance Performance Matrix Analysis (IPMA)

IPMA extends PLS-SEM results (path coefficient estimates, see Table 6) by taking the performance of predictor constructs into account.<sup>4</sup> Specifically, it contrasts total effects—which capture a predictor's influence on a target construct—with average latent variable scores—which reflect its performance [37, 77]. In essence, importance scores represent a predictor's impact, whereas performance scores reflect its perceived adequacy among respondents.

To illustrate the concept of IPMA, consider the example PLS path model in Fig. 3(a), where five predictor constructs (X1–X5) influence an endogenous construct, Y. Fig. 3(b) presents the corresponding IPMA results, where each predictor's effect (path coefficient) on Y reflects its importance value in the map (x-axis), while its average variable score represents its performance (y-axis). This plot serves as a decision tool for prioritizing influential factors for improvement [43, 53, 96].

The map is divided into four quadrants, determined by the average importance (vertical line) and average performance (horizontal line) of the constructs. These reference lines categorize predictors based on their relative importance-performance pairs, providing a structured interpretation of aspects where improvements should be prioritized.

Constructs in the lower-right quadrant (Q4) are of particular interest to us as they have above-average influence (importance), but below-average adequacy (performance), suggesting that improvements in these areas could yield the greatest impact. Accordingly, Q4 constructs should be prioritized for intervention. Fig. 3(b) assigns the quadrant labels from Martilla and James [77]. They describe Q4 as “concentrate here; critical improvement area”, Q2 as “keep up the good work”, Q3 as “low priority”, and Q1 as “possible overkill”.

Given the study's objective of prioritizing key genAI aspects for trust and adoption, we will focus on Q4—the lower-right quadrant—as it highlights high-importance, low-performance areas needing the most relative improvement (*what's*).

Our data satisfied all IPMA requirements as recommended by [95]: All indicators in the PLS path model (1) used quasi-metric scales, (2) were aligned in the same direction before analysis (low to high), and (3) showed positive estimated and expected outer loadings. Having met these conditions, we computed the importance (Step 1) and performance (Step 2) values for each predictor in the model. We then derived the importance-performance maps for the two target constructs, i.e., trust and behavioral intentions. We summarize the steps below:

<sup>4</sup>IPMA is a general technique (not exclusive to PLS) that has been applied to different domains [50, 77]. In behavioral sciences, this method is used to inform managerial and design interventions, allowing decision-makers to prioritize crucial factors that have relatively low effectiveness in practice.

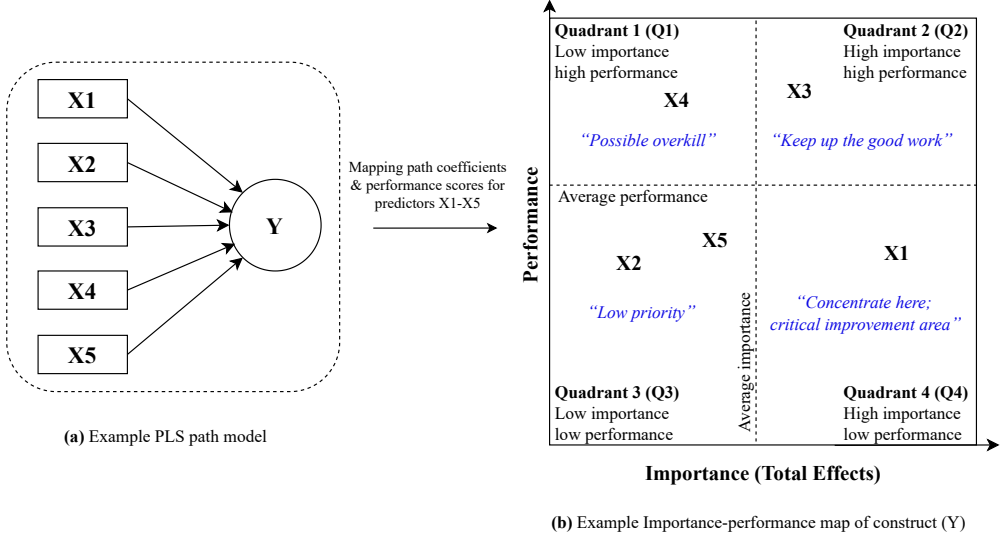


Fig. 3. Importance-Performance Map Interpretation (Illustrative Example). (a) Example PLS path model, where predictors X1–X5 influence construct Y. (b) Corresponding Importance-Performance Map of Y, divided into four quadrants (Q1–Q4) based on average importance (vertical reference line) and average performance (horizontal reference line) scores. Quadrant labels are from [77].

1) *Importance value computation*: The importance values of predictor constructs (X1–X5) are quantified by their unstandardized total effect on the target construct (Y). Specifically, a one-unit increase in a predictor’s performance translates to an increase in the target construct’s performance by the magnitude of this total effect (i.e., its importance). Further, an indicator’s importance value is calculated by multiplying its rescaled outer weight (Eqn. 3) by its corresponding construct’s total effect on the target construct. In Fig. 3(b), these importance values determine the x-axis, representing the relative influence of each predictor (X1–X5) on the target construct (Y).

2) *Performance value computation*: We applied the performance computation method outlined by Ringle and Sarstedt [95] within SmartPLS [106]. Since performance computation is not inherently intuitive in PLS contexts, we briefly summarize the process to make it more accessible to readers.

A construct’s performance value is derived from its indicator data: First, all indicator scores are rescaled to a 0–100 range to enable consistent comparison across indicators measured on different scales. The rescaling transformation for an observation  $j$  of an indicator  $i$  is defined as:

$$x_{ij}^{\text{rescaled}} = \frac{x_{ij} - \min(x_i)}{\max(x_i) - \min(x_i)} \times 100 \quad (1)$$

where  $x_{ij}$  is respondent  $j$ ’s actual score for indicator  $i$ , and  $\min(x_i)$  and  $\max(x_i)$  are the theoretical minimum and maximum values of indicator  $i$  (e.g., 1 and 5 for a 5-point scale) [95]. These limits refer to the scale itself, not observed response values. The mean of the rescaled indicator score  $\bar{x}_{ij}^{\text{rescaled}}$  represents an indicator’s performance value.

Second, rescaled latent variable scores are computed as a weighted linear combination of rescaled indicator data (for all indicators measuring the latent variable) and their corresponding rescaled outer weights:

$$LV_j^{\text{rescaled}} = \sum_i w_i^{\text{rescaled}} \cdot x_{ij}^{\text{rescaled}} \quad (2)$$



To compute the rescaled outer weights  $w_i^{\text{rescaled}}$ , unstandardized weights are first obtained by dividing the standardized outer weights of indicators by their standard deviations. These unstandardized weights are then rescaled to ensure compatibility across indicators within the same measurement model:

$$w_i^{\text{rescaled}} = \frac{w_i^{\text{unstd}}}{\sum w_k^{\text{unstd}}} \quad (3)$$

The denominator aggregates the unstandardized weights of all indicators belonging to the same measurement model. *The mean of the rescaled latent variable score  $\bar{LV}^{\text{rescaled}}$  (Eqn. 2) represents the performance value of the construct, i.e., serves as an input for the IPMA's performance dimension.* In Fig. 3(b), these values determine the y-axis, representing the relative adequacy of each predictor (X1–X5), with higher values indicating better relative performance.

## 6.2 Qualitative Analysis

To bolster our findings from the IPMA (which identified underperforming genAI aspects), we qualitatively analyzed developers' open-ended responses on perceived challenges and risks of genAI usage (see Sec. III). This analysis aimed to uncover why developers perceived these identified aspects to relatively underperform within SE contexts (*why's*).

We used reflexive thematic analysis [12, 13] to discern themes and patterns within the data, iteratively refined based on participants' responses [13]. To ensure reliability in the analysis, the team held multiple meetings over nine weeks to compare and contrast the codes and discuss the differences, as advocated in thematic analysis [28, 78]. Specifically, we proceeded as follows:

Two authors inductively open-coded the data to identify preliminary codes. These codes were subsequently refined within the team as our understanding of the data evolved. Next, we built post-formed codes, which were associated with corresponding segments of participant responses. Subsequently, we compared and contrasted the codes, merging or splitting them as required. Here, an important aspect was analyzing co-occurrences—codes that occurred together were merged, while conceptually distinct codes remained separate. During this step, codes with logical connections were grouped into higher-level categories. Throughout this process, we used a negotiated agreement protocol within the team to discuss and refine the categorizations until a consensus was reached about the themes, as cataloged in our codebook (see supplemental [1]).

Subsequently, to understand *why* specific aspects were perceived as underperforming, we mapped the qualitative findings to the IPMA results using team-based negotiated agreement and consensus-building. As an additional check, we analyzed open-ended responses from participants who assigned low ratings to the underperforming factors (1–3 on a 5-point scale) and found no discrepancies between their quantitative assessments of these factors (*what's*) and their corresponding explanations (*why's*). Further, where applicable, we triangulated these findings with relevant behavioral science theories to provide a structured theoretical interpretation of these patterns.

From 238 participants, we analyzed a total of 449 responses to questions on challenges and risks. Of these, 206 responses discussed challenges, while 180 focused on risks. We identify respondents as P1-P238 in the subsequent sections.

## 7 RQ3-RESULTS

This section presents the genAI aspects from our model (Fig. 2), interventions for which, should be prioritized to enhance developers' trust and intentions. RQ3 builds on the findings of RQ1&2 by pinpointing *high-impact yet underperforming factors* in the model that require relative improvement.

Below, we organize our findings around the model's two target constructs: (1) Trust and (2) Behavioral Intentions (BI). We integrate thematic insights from participants' responses to contextualize why they perceived these factors to be lacking and draw on behavioral science theories to explain how these issues undermine trust and adoption, where applicable.

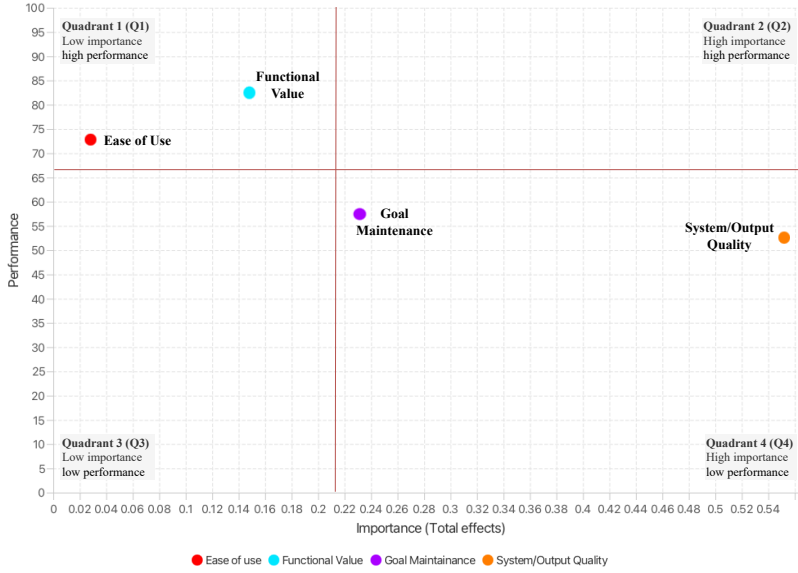


Fig. 4. Importance–Performance Map Analysis (IPMA) of constructs predicting trust in genAI.

## 7.1 Trust

Fig. 4 presents the IPMA results for trust, mapping the importance-performance relationships of its predictor constructs. Among these, genAI's **system/output quality** and **goal maintenance** exert the strongest effects on trust but underperform (Quadrant 4 in Fig. 4), indicating that improvements in these areas could yield the highest impact. For instance, a one-unit increase in performance of system/output quality (from 54.32 to 55.32) would enhance trust by its total effect (0.596), underscoring it as a *critical area* for intervention.

Once we identified the key areas to be prioritized, we conducted IPMA at the indicator level to uncover which specific attributes regarding genAI's system/output quality and goal maintenance were underperforming. Fig. 5 illustrates this analysis, where indicators in Quadrant 4 are the (*what's*) that participants perceived as lacking. Respondents identified deficiencies in: (1) genAI's ability to sustain *goal maintenance* (E4), (2) *consistent accuracy and appropriateness of genAI outputs* (S4), (3) *style matching of genAI contributions* (E3) in the work environment where it is used, (4) *presentation* (S2), (5) *safety and security practices* (S3), and (6) genAI's *performance in tasks* (S5). We detail these below based on their importance-performance ranking <sup>5</sup>:

**7.1.1 Goal maintenance (E4)** is a key determinant of developers' trust in genAI tools.<sup>6</sup> Trust is bolstered when there is congruence between developers' ongoing goals and genAI's actions, as it enhances genAI's credibility as a cognitive collaborator [124]. Conversely, failures in sustaining goal

<sup>5</sup>We bootstrapped the IPMA (n=5000); for both target constructs, every predictor retained its quadrant membership in 95% (CI) of resamples, indicating robust priority rankings [45, 77].

<sup>6</sup>Note, the survey included a single indicator (E4 in Fig. 5) for the construct of Goal Maintenance (in Fig. 4)

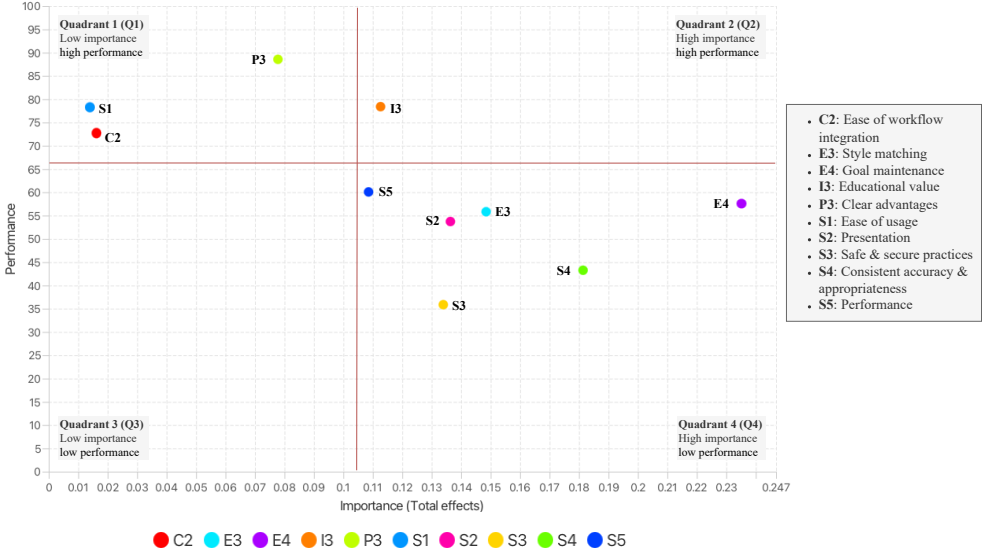


Fig. 5. Indicator-level IPMA for trust, highlighting specific genAI attributes that are underperformant.

maintenance impose cognitive burdens [113], which erodes trust, forcing developers to intervene frequently to keep the AI aligned with their goals. Fig. 5 highlights that goal maintenance (E4) should have the highest priority for improvement, given its highest relative importance yet low performance.

Qualitative analysis of what participants reported as challenges revealed four primary breakdowns in goal maintenance: (a) *misalignment with task objectives*, where genAI-outputs failed to account for overarching objectives, causing deviations from intended goals; (b) *verification burden*, where participants had to invest significant effort to validate genAI's responses; (c) *high cognitive effort in prompting*, as participants struggled to craft prompts to elicit context-aware responses; and (d) *high cognitive effort in modifying genAI responses*, requiring substantial rework to integrate AI outputs into workflows. Each of these issues increased extrinsic workload, affecting participants' trust in these tools.

(a) *Misalignment with task objectives* stemmed from three core gaps in capabilities of the genAI tools that the participants used. First, in software development contexts, participants noted that these tools had *limited contextual awareness of task-specific goals* and broader design considerations. As one participant observed, “I suspect that AI operates without any concrete awareness of goals. It is difficult for genAI tools when it needs thorough code context, such as knowing related framework APIs, design decisions made within teams, or even related source code to finish the task” (P164). Second, this insufficient goal awareness caused genAI's suggestions to frequently *deviate from intended goals*. Participants viewed these deviations as impeding their progress, leading to wasted time and effort. P42 articulated, “Sometimes AI takes us in different directions. We spend a lot of time trying those approaches, trusting that AI gives good answers, but it doesn't work for our business solutions” (P42). Finally, these deviations often resulted in siloed solutions that failed to integrate holistically with broader development objectives. This resulted in *limited applicability of genAI's contributions*, reducing the anticipated efficiency gains. P234 explained, “[genAI] often generates answers and code that doesn't address my question or the problem I'm trying to solve. I have to go through it thoroughly to correct things as required” (P234).

These findings align with the distributed cognition framework [59], which emphasizes the importance of tight coupling and coordination between external representations (genAI in this case) and users' cognitive activities. Effective cognitive support depends on the AI's ability to maintain awareness of and adapt to users' evolving task objectives. However, the observed tendency of genAI to operate in "silos"—exhibiting limited contextual awareness and frequent deviations from goals—forced participants to often intervene manually, adding verification burdens.

**(b) Verification burden**, as noted earlier, was a significant challenge in using genAI tools. Participants frequently noted investing significant cognitive effort in validating genAI's contributions to prevent defects from permeating into production code. As P114 noted, *"The accuracy is always improving, but I still have to dissect all AI outputs to make sure everything is correct and expected before shipping to production. By nature of how the models work, we can't guarantee correctness, so [we] still bear accountability for the work produced through these tools"* (P114). This burden was exacerbated due to the *absence of effective verification affordances* in these tools. Consequently, participants struggled to validate genAI's outputs systematically beyond manual inspection. They expressed frustration over its tendency to produce specious responses, leading to an increased workload in quality assurance and debugging. P209 reflected, *"AI often gets things subtly wrong that look right, so it takes time to examine its suggestions. It's hard to catch if you already don't know how to solve that issue"*.

The cumulative need for constant scrutiny increased participants' cognitive load, diminishing the anticipated benefits of using these tools. P103 summarized this sentiment, *"Vigilance in evaluating the quality of genAI responses is hard and taxing. It's mostly that I always have to double-check most of the information or code it provides, so you could say the biggest challenge is trust"* (P103). Another participant added, *"...[it] takes a careful eye to look over anything generated for correctness; this can sometimes be a harder task than writing from scratch"* (P220), making genAI assistance sometimes appear less efficient in development workflows. From a theoretical standpoint, verification burden disrupts users' cognitive flow by introducing frequent interruptions in tasks [29]. This ultimately diminishes users' sense of immersion and engagement, thereby impeding trust in systems [88].

**(c) High cognitive effort in prompting**: Participants reported that crafting effective prompts required substantial cognitive effort, particularly in *articulating queries that convey intended objectives* and iterating through *unsystematic trial-and-error approaches* to elicit desired outputs. These challenges stemmed from genAI's inherent limitations in inferring user intent, requiring participants to constantly refine inputs manually.

First, effective prompt articulation required participants to laboriously phrase (and tweak) queries to extract relevant responses. P64 highlighted, *"One challenge I face is putting a lot of effort into constructing targeted prompts that the model will understand and provide the output I'm looking for"* (P64). This issue was aggravated when prompts had to incorporate technical nuances or domain-specific constraints. Participants often had to "over-specify details", making this process cumbersome. At times, this effort became prohibitive, leading them to accept outputs that fell short of their intended specifications. P225 noted, *"Prompting to convey exact scenario or context is tough. Sometimes I have to settle for something not quite what I want because I can't get the prompt just right even after too many tries"* (P225).

This challenge was further compounded by the complexity of prompt refinements, which required extensive trial-and-error modifications to generate relevant outputs. Despite multiple iterations, obtaining goal-aligned responses remained difficult. P57 explained, *"I have confusion around the prompt; there is a lot of back and forth before I can get [genAI] to understand what I mean and generate relevant results. It takes time to develop the correct prompts and even more effort to refine them"* (P57). These unsystematic refinements disrupted problem-solving, forcing participants to experiment with input variations to achieve viable outputs. As a result, they bore the cognitive burden of

manual iterations, making the process labor-intensive and inefficient.

**(d) High cognitive effort in modifying genAI responses:** Participants frequently had to expend high cognitive effort in modifying genAI's contributions to meet their specific needs and task constraints. This occurred when AI-generated content required extensive post-processing to be contextually usable; thus shifting the burden of adaptation onto users. As P71 put it, *"Using AI takes too much time and effort trying to modify the output to make it work"* (P71).

As discussed earlier, these tools often failed to align with task objectives, requiring participants to assess, restructure, and refine outputs before they could be integrated in work. P122 described, *"...leveraging AI took me longer to complete a task due to the efforts in modifying suggestions to fit my task. I often need to go back and tweak things after I accept a code snippet in my editor"* (P122). In terms of human cognition, these constant adjustments add to extrinsic cognitive load [92], i.e., instead of reducing workload, these often became another layer of work, diverting participants' efforts from their actual task objectives. The need for frequent modifications diminished genAI's perceived utility among respondents, ultimately undermining trust in these tools.

**7.1.2 Consistent accuracy and appropriateness of genAI's outputs (S4).** Participants reported low confidence in the consistent accuracy and appropriateness of genAI's contributions, citing three primary breakdowns:

**(a) Lack of contextual appropriateness in outputs:** GenAI struggled to provide contextually appropriate suggestions, often producing oversimplified, "pre-canned" responses that failed to capture the nuances in task requirements. P23 articulated, *"Business logic is often hard to translate across genAI. For example, we often have to do weird edge cases or have oddly shaped API's for specific reasons. genAI tends to oversimplify these problems, giving 'cookie-cutter' responses that are inadequate for the use case"* (P23).

**(b) Incorrect or irrelevant outputs:** GenAI frequently produced outright inaccuracies in its responses. Within SE context, participants described multiple instances where the AI generated *"sub-par, incorrect, edge-case prone code"* (P205), necessitating extensive manual review. P219 highlighted, *"Often things are subtly wrong. They are correct enough to fool me, and the tooling (type checker, tests, etc), so this requires more attention in [code] reviews"* (P219).

**(c) Low predictability of output quality:** The low predictability of genAI's output quality, even for similar tasks, eroded trust in these tools. Participants characterized these models as "capricious", noting that identical prompts often yielded significantly different responses across sessions, reducing its utility in development tasks. P190 described this skepticism, stating, *"Consistency of AI generation (especially in code) still tends to be low. I can do the same thing one day and the next day it will give me different results. I tend to rely on genAI more for repetitive tasks, and less for finished code"* (P190). These inconsistencies made participants reluctant to integrate AI-generated contributions into their workflows, treating them more as tentative references than reliable collaborators.

**7.1.3 Style matching of genAI contributions (E3).** GenAI's ability to match developers' work styles is a key aspect influencing trust. However, participants reported persistent challenges in genAI's ability to do so, highlighting mismatches at two levels:

**(a) Mismatch with task-specific or project styles:** Participants emphasized that genAI outputs often failed to conform to project-specific styles, even when provided with contextual information. These inconsistencies extended beyond syntax, to include architectural patterns, project settings, code conventions, dependencies, and organizational best practices. P9 noted, *"even when LLMs have codebase context, there is still a lot of product/organizational level context, i.e. product requirements, guardrails, settings, that is hard for it to grasp. AI doesn't quite follow these things, [so] there are limitations around the trustworthiness of the output"* (P9). These mismatches required participants to manually adjust AI-generated code to match these preferences, adding overhead to their work.

**(b) Mismatch with individual styles:** Participants reported that genAI did not match their development and problem-solving styles, thus requiring additional work to adapt its contributions. P201 noted, “[genAI] does not automatically refactor my code by applying design patterns. I am required to tweak its responses to fit my development style” (P201). They further noted that genAI’s approach to problem-solving often conflicted with their own. P165 explained, “AI tends to suggest quick fixes, but I prefer a more step-by-step approach to the problem at hand. It often skips over the problem-solving process I’m used to in its contributions” (P165). This misalignment introduced friction in genAI tool use, particularly for those who prioritized structured problem-solving over immediate solutions.

Additionally, these tools also struggled to maintain stylistic consistency in writing tasks, often producing outputs that lacked nuance or deviated from user expectations. P112 described AI-generated text as “bland, soulless”, yet attempts to add more character often resulted in “overboarded outputs”. P211 explained, “I’ve struggled with getting AI to write using the same voice as me. It will inject a lot of ‘corp-speak’ which I then have to edit out, and that makes me feel less productive” (P211). In brainstorming tasks, genAI’s responses tended to reinforce ideas rather than critically assess them. As P208 observed, “GPT is too easily impressed with my ideas and goes off with it, coming up with ways to extend it, whereas I would like it to be more critical and help me map out alternatives before committing to a single idea” (P208). These issues, in turn, reduced genAI’s effectiveness as a collaborative tool, diminishing trust among respondents.

**7.1.4 Presentation (S2).** Participants identified three core issues with genAI’s interface design and output formatting that hindered effective interactions. These issues centered on:

**(a) Poor feedback mechanisms and affordances:** Participants reported that genAI interfaces often lacked sufficient feedback mechanisms, making it difficult to refine interactions. P216 noted, “There are no clear affordances to understand how the tool works: am I expressing my idea properly? Do I need to refine my question?” (P216). Here, a key issue was prompt-output traceability, as participants struggled to determine how specific prompt elements influenced genAI responses. P58 described this challenge, stating, “I am not an expert on prompts about how to make [outputs] better. AI doesn’t provide feedback on what in the prompt contributed to the output, making it hard to improve or craft better prompts” (P58). From a theoretical standpoint, these issues make it harder for users to develop accurate mental models of a system, leading to uncertainty and diminished trust in its recommendations [73, 84].

**(b) Constrained interaction modes:** Participants found the chat-based interface restrictive, often limiting their interactions with genAI. P96 noted, “A chat mode isn’t quite enough for interacting with AI—I would prefer sliders, canvases, or some way to guide responses instead of retyping queries over and over” (P96). Additionally, the way genAI responses were presented made sensemaking difficult, introducing challenges in extracting relevant information. P134 highlighted, “A single-threaded interaction makes it hard to manage multiple ideas at once. Moreover, I want structured responses with sections or collapsible details, so I can quickly get to what matters” (P134). These constrained interaction modes ultimately made it harder for participants to manage complex problem-solving and ideation with genAI within their workflows.

**(c) Excessive verbosity in outputs:** Participants reported that genAI responses were often unnecessarily long and verbose. P161 noted, “sometimes, I find the responses to be too long even after instructing generative AI to write short answers (especially with ChatGPT)” (P161). Verbosity was particularly problematic in brainstorming contexts, where dense blocks of text reduced readability and slowed sensemaking. P216 explained, “AI-generated answers are often verbose, making them difficult to parse and unhelpful. I don’t like large blocks of text when brainstorming, but with AI, I frequently have to deal with it” (P216). Further, excessive verbosity cluttered coding environments, reducing usability. P187 stated, “The length/frequency of suggestions creates clutter in an environment

*that requires focus. Sometimes the code suggestions are way too long and don't fit on the screen" (P187).* Despite explicitly requesting concise responses, participants still had to manually filter and truncate AI outputs, adding unnecessary strain to their work.

**7.1.5 Safe and secure practices (S3).** The extent to which developers can assess whether and how genAI accounts for safety and security—both in design and behavior—plays an important role in shaping trust. Participants' concerns in this regard focused on:

**(a) Input data privacy risks:** Participants expressed concerns about data exposure risks when using genAI. P91 stated, *"most of the information I work with is proprietary, it is risky to trust AI with confidential data due to the potential for data leakage" (P91).* This risk was even more pronounced when *"working with an external AI tool, you need [safeguards] to anonymize all the sensitive information to reduce exposure risks"* as P234 explained.

Beyond exposure risks, participants also struggled with the lack of transparency in how these tools handled input data. P230 noted, *"privacy of my data is not guaranteed with AI, I don't know how my data is getting stored or used" (P230).* This uncertainty led participants to limit the amount of work data they provided as inputs to these tools. P37 summarized this hesitation, stating, *"I do my best to not feed sensitive data to genAI. It has no clear indicators to show what extent my data is being used" (P37).*

**(b) Misinformation risks:** Participants frequently encountered genAI's tendency to generate "confidently incorrect code suggestions", a persistent issue in SE tasks [22]. These errors were particularly problematic in technical contexts, where it introduced subtle yet critical failures in code. The tendency to present fabricated information persuasively increased the risk of errors until they became evident during implementations. As P183 shared, *"I may not initially suspect any issues. It's only when I attempt to implement the solution and encounter failures that I realize it was based on imaginary information" (P183).* These breakdowns eroded participants' trust in genAI, particularly for high-stakes development tasks.

**(c) Legal and ethical concerns:** Respondents raised concerns about regulatory compliance and intellectual property risks when using AI-generated content. P112 mentioned, *"Copyright risk is highly probable as people are now often relying on genAI tools for IPs like generating logos, designs, or artwork" (P112).* In SE contexts, genAI models could inadvertently reproduce open-source code snippets, introducing legal implications. P183 explained, *"Being trained on open-source data, there is always a danger of direct code snippets of open-source code creeping into answers. This translates to a potential for legal risk, essentially making it difficult to use generated code directly even if it works" (P183).* The uncertainty surrounding the legal standing of genAI's contributions led to hesitation in trusting these tools. P207 remarked, *"I guess I could be sued by a copyright holder for some of my code" (P207).* Without clear indicators of ownership and liability, participants remained reluctant to directly integrate genAI's contributions into their development work.

**7.1.6 GenAI's performance in tasks (S5)** was as a key aspect in shaping developers' trust. Participants identified two primary issues that undermined their confidence in genAI tools:

**(a) Inefficiency in complex or niche tasks:** GenAI was reported as unreliable for domain-specific tasks, often failing to provide solutions beyond superficial suggestions. P60 noted, *"AI is still not very reliable when working with domain-specific problems. It generates correct responses at times, but it's not efficient in solving a problem end-to-end" (P60).* For niche tasks with limited online resources, it often *"regurgitated known solutions without producing any meaningful insights" (P202).* Participants found these AI contributions to be low effort, leading to wasted time and resources. P198 articulated this, stating, *"...for complex tasks, AI often provides flaky low-effort solutions. Its efficiency drops when you want its help in developing unique solutions, costing more time than worth" (P198).*

**(b) Poor error handling and recovery mechanisms:** Participants reported that genAI lacked effective error-handling mechanisms to correct its mistakes or adapt to user feedback. P75 described, “...it can be hard to nudge the model in the right direction. AI doesn’t have proper error handling, when you identify an error, it acknowledges and thinks about ‘alternate ways’ to give back similar errors, before I give up. It’s frustrating to use it in these instances” (P75). Even when mistakes were explicitly pointed out, genAI still struggled to meaningfully adjust its responses. P127 shared, “...it gave me a suggestion that included logging into a service, but when I said I had no login for that service, it repeated the same instructions but told me to skip the login step” (P127). Participants also highlighted the absence of recovery mechanisms during these instances. P3 noted, “GenAI is much prone to rabbit-holing on the incorrect way to solve a problem. Once it gets in that loop, it lacks a recovery process to get out of it” (P3). Instead of adjusting its approach, genAI often doubled down on “producing cascading errors”, making debugging more time-consuming for participants.

## 7.2 Behavioral Intention

Our model identified four primary determinants of developers’ behavioral intentions (BI) towards genAI tools: trust in genAI (H5), alongside the extent of technophilic motivations (H6), computer self-efficacy (H7), and risk tolerance (H8). These factors capture specific psychological dimensions that shape developers’ willingness to integrate these tools into their work. Fig. 6 presents the IPMA results for BI, showing that **trust**, **risk tolerance**, and **technophilic motivations** fall into Quadrant 4 (Q4), indicating that these factors require the most attention to improve adoption.

However, these are human-centric traits rather than specific genAI aspects, so their placement on the map should be interpreted differently. For instance, risk tolerance is located in Q4, which means that while it strongly influences BI towards genAI, in our study’s context, participants reported low risk tolerance when using these tools for work. To understand why these perceptions emerged, we leveraged qualitative insights to map the specific challenges and risks that shaped them. Note that, since we have covered trust and its corresponding factors in Sec. 7.1, here we focus on (1) risk tolerance and (2) technophilic motivations.

**7.2.1 Risk Tolerance** plays a significant role in shaping developers’ BI towards genAI (Fig. 2). This cognitive facet reflects an individual’s willingness to embrace uncertainty when adopting new technologies [14]. In Fig. 6, risk tolerance falls into Q4, indicating high importance but relatively low tolerance levels among participants, suggesting their cautious stance towards genAI adoption.

Much of this caution stemmed from their concerns over *safety and security practices* in genAI’s design and behavior (**S3**) (see Sec. 7.1). Participants highlighted risks related to input data privacy and misinformation, alongside legal and ethical issues associated with using genAI’s contributions in development tasks.

Another key aspect driving reluctance in adoption was concerns with *genAI-induced technical debt*. This corresponded to the accumulation of long-term maintenance challenges, security vulnerabilities, and integration issues from AI-generated contributions, resulting in increased complexity and future rework. Three primary issues were identified in this regard:

**(a) Software bugs and maintenance issues:** Participants expressed apprehension about AI-generated code containing “subtle” hard-to-detect bugs, which required extensive debugging efforts. This issue was particularly insidious, as genAI contributions often passed initial tests but failed in later development stages. P142 described, “Sometimes when generating code, it may produce semantically correct output embedded with hidden errors that are hard to uncover and debug...I realized it didn’t work and that took me a while to fix” (P142). Further, participants observed that these bugs propagated throughout the codebase, “accumulating into maintenance issues that add[ed] more work” (P166). Consequently, teams had to allocate additional effort to verify genAI’s contributions to ensure



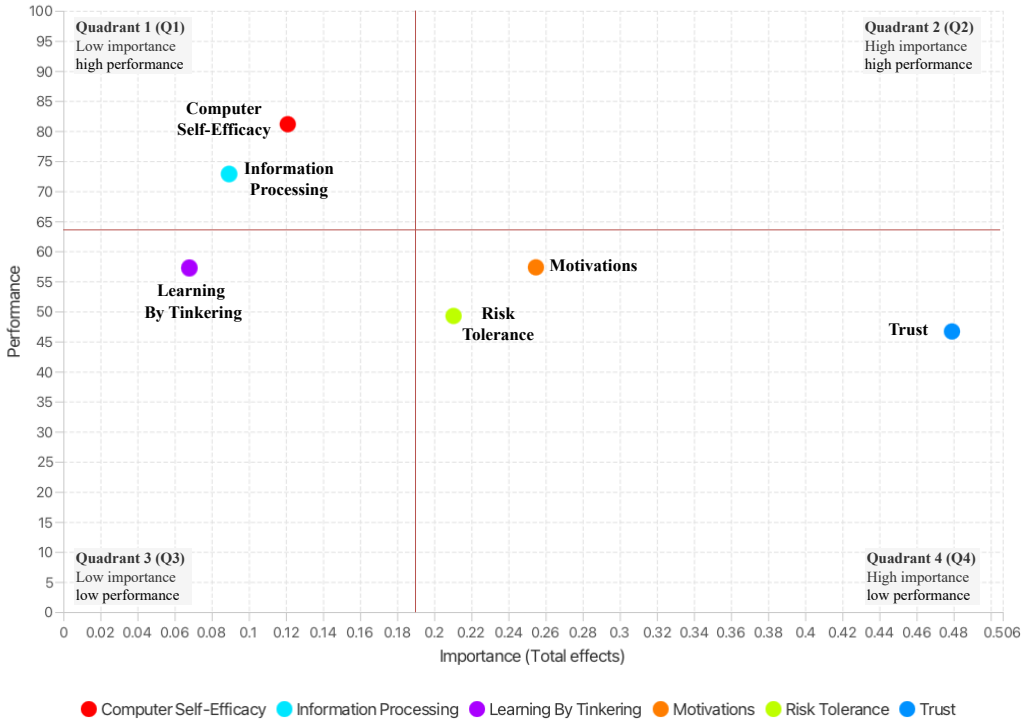


Fig. 6. IPMA of predictors to behavioral intentions (BI) towards genAI.

software maintainability. A participant quipped about this overhead: *“It feels like planting landmines for the many future maintainers of code written with AI assistance”* (P217). These issues ultimately increased skepticism among participants, raising concerns about the long-term reliability and hidden risks of genAI’s contributions in software development.

**(b) Security vulnerabilities:** Participants reported concerns about genAI-induced security vulnerabilities, which amplified their risk aversion in using these tools. While genAI accelerated development, it often *“didn’t take security best practices into account”*, increasing latent risks in SE tasks. As P192 put it, *“I don’t use AI-generated code in production. It often introduces a whole slew of vulnerabilities as it lacks context about security standards”* (P192). Respondents also flagged risks in genAI’s exception-handling practices, especially for client-facing software. Without careful oversight, these outputs could inadvertently disclose sensitive system information. P102 warned, *“If AI is generating anything user-facing, it needs to be closely reviewed...we want to be careful about what error text we are exposing. It should not reveal any technical details that could pose a security risk”* (P102). Overall, these security lapses reinforced participants’ cautious stance, restricting genAI’s role to prototyping rather than production-level assistance.

**(c) Deviations from code quality standards:** Another dimension of tech-debt arose from AI-generated code frequently deviating from established code quality standards. Participants described persistent issues in integrating these contributions into existing codebases. P83 emphasized that while *“GPT-generated solutions work well in isolation, they fail to follow the project’s coding standards or scalability requirements. Code quality took a hit with AI-generated solutions”* (P83). Participants further noted that AI-generated code often *“prioritize[d] test cases over writing cohesive and scalable*

code” (P171), overlooking key coding conventions. Subsequently, this requires constant manual refinement, increasing development overhead. P203 summarized, “*genAI produces varied quality of code across different suggestions, making it difficult to maintain a cohesive codebase*” (P203). Participants remained cautious about AI contributions, recognizing the considerable effort required to prevent long-term erosion of software quality.

**7.2.2 Technophilic motivations** positively affect developers’ intentions to use genAI. Broadly, individuals with stronger intrinsic motivations tend to be more enthusiastic about exploring, adopting, and integrating new technologies [14, 117]. However, their expectations for reliable system/output quality and low-friction interactions make them susceptible to disengagement when these expectations are unmet [7, 69]. In our study’s context, issues with (a) *genAI’s accuracy and task performance* (S4, S5), and (b) *friction in interactions* (S2, E4) made it difficult for participants to derive satisfaction from using these tools. Given that Sec. 7.1 details these issues in depth, here we focus on how they mapped to participants’ intrinsic motivations to use genAI.

(a) *GenAI’s accuracy and performance in tasks*: GenAI’s credibility diminished when its responses were contextually inappropriate (S4a) or unpredictable (S4c);<sup>7</sup> This forced participants into repeated rework cycles, breaking their flow. P219 noted, “*Sometimes when I try to use it, I end up fixing small contextual mistakes again and again. It often breaks my flow, so I give up on it*” (P219). Such breakdowns frequently disrupt user engagement [29] and, in conjunction with the other challenges (e.g., verification burden), end up reducing users’ inclination to re-engage with the tool. Further, respondents reported issues with genAI’s task performance (S5), noting its limitations with niche problems (S5a) and error recovery (S5b). Prior work has shown that intrinsic motivations often depend on the anticipated outcomes and value of a tool’s use [123]. In our context, these performance issues lowered genAI’s perceived utility, curbing participants’ willingness to experiment with it in their workflows.

(b) *Friction in interactions*: GenAI’s limited feedback affordances (S2a) and constrained interaction modes (S2b) introduced friction that disrupted user engagement. Participants described how the lack of system feedback made it harder to identify errors and refine prompts to adjust outputs. They also critiqued the dominant chat-based interface as restrictive, particularly for ideation and exploratory tasks. P117 noted, “*The interaction feels limiting, there’s no easy way to organize information intuitively...it’s hard to explore ideas using chat*” (P117). Drawing on Self-Determination Theory (SDT) [31], these frictions undermine intrinsic motivations by (1) eroding competence, i.e., limited feedback made it difficult to develop accurate mental models of how the system responds to inputs; and by (2) impeding autonomy, i.e., participants felt constrained in shaping and steering the system’s behavior and responses. Simply put, when tools are opaque or difficult to control, they erode users’ sense of agency, in turn reducing satisfaction and intrinsic motivations to use them.

Frictions also emerged from breakdowns in goal maintenance (E4). Participants noted high verification burdens (E4b), prompting efforts (E4c), and substantial rework in modifying genAI outputs (E4d). Each of these imposed an extraneous load [92], diverting cognitive resources from primary tasks. These breakdowns introduced what participants described as a “cost of exploration”; turning what should be an intuitive engagement into an effortful, cognitively taxing one [119]. Such repeated friction suppressed sustained engagement, especially when intrinsic efforts drove tool usage.

Overall, to design for trust and sustained adoption, it is not enough for genAI tools to be performant; they need to stay on track, lighten cognitive burden, and align with developers’ goals. The findings underscore that trust erosion is not solely about accuracy—it’s also about friction and alignment, and addressing these are pivotal for realizing genAI’s potential in developer workflows.

<sup>7</sup>these tags refer to appropriate items in Sec. 7.1. For example, S4c corresponds to Sec. 7.1.2.c

## 8 DISCUSSION

Our investigation into developers' genAI adoption focused on analyzing the multitude of factors affecting trust and its interplay with cognitive styles in shaping behavioral intentions. Moreover, we dissected specific factors that exert stronger influence on these constructs and are simultaneously viewed as lacking, offering actionable insights for researchers and practitioners in SE and AI. Importantly, we adopted a tool-agnostic approach to capture a comprehensive view of adoption dynamics, recognizing the rapidly evolving nature of the genAI landscape. Our findings provide early, data-driven signals on what matters most to developers—insights we now distill into implications for practice and research.

### 8.1 Implications for practice

**Designing for goal maintenance:** Our findings revealed a notable disparity between the importance developers assign to goal maintenance, and genAI's perceived adequacy in supporting it. This gap highlights a key design imperative—genAI tools must better sustain goal maintenance to foster trust.

To do so, these tools must consistently account for developer's (1) *current state*; (2) *immediate goals*, and *expected outcomes* from the AI [124]; as well as their (3) *preferences* for transitioning between the two. Such preferences may span process methodologies, coding conventions, output specifications, business requirements, and task-specific constraints, amongst others. One way to enforce them is through *custom guardrails*, i.e., user-defined rules and checks that constrain or guide genAI's behavior across inputs, intermediate steps, and outputs. For example, the Cursor IDE [30] provides custom rule-sets (global and project-specific) that allow developers to embed these preferences into AI-assisted code generation. Still, guardrails should be operationalized to recurrently critique, verify, and adjust genAI's actions based on user-defined constraints (e.g., stylistic norms, domain-specific validations, and safety considerations) and expected outcomes. Embedding such mechanisms could also, in turn, improve output appropriateness (S4a, S2c) and stylistic fit (E3), while reducing the cognitive effort required for verifications (E4b) and post-hoc corrections (E4d).

Moreover, allowing developers the flexibility to *explicitly steer AI's actions* as needed is also important for goal maintenance. This control can be essential when the genAI tool deviates from the expected trajectory (E4a), enabling developers to (re)calibrate it to support their goals. For instance, interfaces could provide affordances to control how and when outputs are surfaced, what contextual memory is retained across sessions, and how intermediate reasoning steps can be adjusted. Developers may use these to scope suggestions to only verified outputs (e.g., those passing compliance or static analysis checks), toggle long-term memory contexts and updates, or edit intermediate steps to guide the final AI (agent) output. Embedding such controls also supports developers' metacognitive flexibility [111], i.e., they may adapt their cognitive strategies based on new information or task-state changes. The ability to steer the AI to align with these adapted strategies helps accommodate users' evolving goals and task conditions.

**Designing for contextual transparency:** Developers frequently choose to incorporate genAI tool support in their tasks. Yet, as RQ3 revealed, many participants struggled to refine outputs (S2) or reason about performance and output quality in complex tasks (S4, S5). This disconnect risks miscalibrated trust—potentially leading to increased errors and/or productivity loss [89]. Calibrating expectations to reflect a tool's true capabilities is, therefore, essential.

One lever for such calibration is contextual transparency, i.e., interfaces that reveal, in situ, the system's boundaries, behavior, and failure modes, consistent with established Human-AI (HAI) design guidelines [6, 40]. This can help users form accurate expectations about system quality (H1) within their task contexts, thereby fostering warranted trust [60]. Drawing on this, we suggest:

(a) *Communicating limitations in task contexts and scoping assistance under uncertainty.* One way to achieve this is to expose competence indicators at the point of use. For example, systems could display solution-level confidence scores, based on past performance or user feedback on similar tasks. Such indicators can reduce the cognitive effort needed to assess performance and output quality (S4, S5), allowing developers to selectively verify, use, or disregard genAI's contributions. Wang et al. [120] found that surfacing confidence cues, in general, helped developers evaluate the quality of AI-generated code suggestions more effectively, cultivating trust.

(b) *Exposing prompt-output relationships.* To understand and debug genAI behavior, developers need visibility into how specific parts of prompts influence generated output (S2a). Interfaces could use *feature-based explanations* [19] and/or *visual attributions* to make these relationships explicit (e.g., color-coded mappings between prompt and output segments), thus supporting iterative prompt refinement and output interpretation.

**Designing for effective interaction and sensemaking:** Participants reported facing considerable challenges in crafting effective prompts (E4c) and navigating through rigid interaction and output formats (S2b, S2c). These frictions disrupted productive exploration, ultimately eroding their trust and willingness to use these tools. To address this, rethinking interaction mechanisms and how systems support developers' sense-making is essential.

**(Interaction)** To reduce prompting effort (E4c), interfaces could support grounded utterance transformations [73], wherein naturalistic user intents are reconstructed into formalized prompts. Instead of requiring precise prompts upfront, systems could externalize how effective inputs are crafted, allowing developers to reflect and iterate on their prompting strategies over time.

**(Sensemaking)** To address constrained or verbose output structures (S2b, S2c), interfaces could organize responses to better support layered explorations. Drawing on design ideas from Sensecape [110], interfaces could employ (1) *collapsible views* and *hierarchical structures* to surface condensed concepts upfront, while enabling (2) deeper *semantic zooms* on demand. Such scaffolds help manage information overload, allowing developers to traverse between high-level and detailed representations based on their information needs.

**Designing for HAI-UX fairness:** While most fairness efforts in AI focus on data and algorithms [41], fairness in HAI user experiences (HAI-UX) remains comparatively under-theorized. In the context of genAI for software development, we advocate promoting HAI-UX fairness through inclusive tool design catered to developers' diverse cognitive styles.

Our findings show that developers who are intrinsically motivated to use technology (H6), have higher computer self-efficacy (H7), and greater tolerance for risk (H8), report significantly stronger intentions to adopt genAI tools. Conversely, individuals who do not share these traits are less inclined to use them. This suggests that genAI tools, often optimized for early adopters, may inadvertently privilege a narrow cognitive subset of users, reinforcing interactional inequities.

To support HAI-UX fairness across the cognitive spectrum, toolsmiths must prioritize *adaptability* in design. Specifically, interfaces could detect users' cognitive styles through brief onboarding instruments (e.g., survey items from this study) or infer them from usage patterns. Subsequently, it should dynamically adapt to these styles using various strategies. For example, task-motivated developers may benefit from tools that prioritize delivering intended outcomes first in coordination-heavy tasks, with contextually relevant explanations provided post-hoc. Rather than overwhelming or interrupting users mid-task, these tools could reveal their reasoning afterward, when the user has bandwidth to better contemplate them. As another example, for risk-averse developers, contextual transparency (as discussed earlier) is essential. Given their sensitivity to flaws, systems should surface uncertainty indicators (e.g., confidence scores [120]) and clarify underlying assumptions. Doing so facilitates informed decision-making about integrating genAI's contributions into tasks; ergo accommodating the caution and deliberation associated with risk aversion.

## 8.2 Implications for research

Our study establishes an understanding of the relationships between developers' trust, cognitive styles, and behavioral intentions in the formative stages of genAI adoption. Further, it provides a psychometrically validated instrument to measure trust-related factors in human-genAI interactions. Researchers can use this instrument to operationalize theoretical expectations or hypotheses; for example, to capture these constructs in finer contexts, refine genAI tools through design changes, and compare user experiences before and after redesign—thereby advancing the understanding of AI adoption in software development. Additionally, our study identifies specific high-impact yet relatively underperforming genAI aspects, offering a prioritized roadmap for design improvements to support trust and adoption.

**Non-significant associations:** Our analysis did not find support for Hypotheses H3 ( $p=0.59$ ), H9 ( $p=0.06$ ), and H10 ( $p=0.33$ ). These findings are surprising, as ease of use, information processing, and tinkering learning style are relevant when considering traditional software tools [14, 116]. However, in genAI contexts, these constructs may manifest differently due to the altered dynamics of user engagement compared to more traditional software. For example, ease of use might not show a relation as using these AI interfaces is inherently easy; instead, the formulation of the queries is what matters most. Similarly, developers' information processing style (H9) did not significantly influence their intentions to use genAI, likely because how individuals articulate their needs—a single comprehensive prompt or sequence of queries—often aligns with their preferences for consuming information (comprehensive or selective). The lack of a relationship for tinkering style (H10), as well, could be attributed to genAI's interaction paradigm, which is primarily centered around (re)formulating and following up with queries rather than “tinkering” with the software's features. If these speculations hold, how certain validated constructs were framed in the study [1] might have indeed limited our understanding of these dynamics. Future research should explore these constructs more deeply within the context of human-genAI interactions. For instance, instead of focusing on ‘ease of use’ or ‘tinkering with software features’, studies could examine ‘ease of prompting’ or ‘tinkering with prompt strategies’ and how preferences (and proficiency) in these areas influence developers' trust and behavioral intentions. Understanding these dynamics can inform future design and adoption strategies of genAI tools, aligning them more closely with user interaction patterns and cognitive styles.

Finally, while our cross-sectional study provides valuable insights, longitudinal research is needed to understand how trust and adoption patterns evolve as developers gain more experience with these tools. Future work should examine how trust dynamics differ across finer software development contexts and investigate the interplay between emerging AI capabilities and developers' evolving needs and expertise. This will further clarify how trust and usability co-develop over time, particularly as these tools move beyond the formative adoption stages.

## 8.3 Threats to validity and limitations

We captured constructs through self-reported measures derived from established theoretical frameworks. Participants rated their agreement with indicators from validated instruments, including TXAI for trust, GenderMag for cognitive styles, and UTAUT for behavioral intention. For PICSE-based constructs, where no prior instrument existed, we conducted psychometric analysis to refine factor structure and establish measurement reliability and validity. To further support construct validity, we involved practitioners in the survey design process, conducted pilot testing with collaborators at GitHub, randomized question blocks to reduce order effects, embedded attention checks, and screened for patterned responses. All latent constructs met standard thresholds for convergent and discriminant validity. While we did not directly ask participants to self-assess their genAI

expertise, we used their reported familiarity and usage frequency as proxies for it.

Our hypotheses test associations between constructs, rather than causal relationships, given the cross-sectional nature of the study [108]. Self-selection bias remains a possibility, as individuals with strong views about genAI may have been more willing to participate. Further, a theoretical model like ours cannot capture an exhaustive list of factors. Other factors might certainly also play a role, thus positioning our results as a reference for future studies. Further, trust is inherently context-dependent [60], and though we targeted software development broadly, variations may exist across finer contexts, roles, or tasks (e.g., testing vs. design). Therefore, our results should be interpreted as a theoretical starting point, guiding future studies to consider longitudinal designs and deeper contextual differentiation to strengthen causal claims and generalize more broadly.

All data were collected in a single, anonymous survey round without the possibility of follow-up to validate our observations. This limitation stems from organizational policies that prevent re-contacting participants. To mitigate this, we took several steps. First, we tested for and found no evidence of Common Method Bias in the survey (see Sec. 5.2.3).

Second, we triangulated quantitative results with thematically coded qualitative responses derived using reflexive thematic analysis. Multiple coders engaged in several rounds of discussion and consensus-building to iteratively refine themes and categories. These qualitative responses demonstrated strong alignment with participants' ratings for the factors. Our interpretations were further grounded in established behavioral theories, which strengthen the credibility of the findings. Given the internal consistency of the results, the transparency of our analysis process, and the triangulation with theory, we consider this approach sufficient to ensure the reliability of our conclusions. Still, as in any survey-based findings, ours too, are based on self-reported perceptions and experiences. Future work might consider observational studies to identify specific real-world instances of genAI use in finer contexts, alongside challenges and risks that hinder trust and adoption of these tools in nuanced settings.

Our sample comprises developers from GitHub and Microsoft, two globally recognized organizations. While this scope enhances relevance for industry settings and includes engineers from around the globe, it may limit the generalizability to smaller organizations, open-source contributors, or developers in non-corporate settings. However, our participant demographics and role distributions are consistent with prior empirical studies on software engineers [96, 112], providing a suitable starting point to understand the associations presented in our model. Nevertheless, given our study's focus on theory development, we aim for theoretical rather than statistical generalizability [105]. Replication and validation of the model across broader populations and varied contexts remain necessary future steps.

## 9 CONCLUSION

This study presented a mixed-methods investigation into the drivers of developers' trust and behavioral intentions towards generative AI tools. By developing an empirically grounded theoretical model, we provide a nuanced understanding of the technical and cognitive aspects that shape genAI's adoption in software development. We find that system/output quality, functional value, and goal maintenance are central to fostering trust in genAI tools. Furthermore, trust, alongside developers' cognitive styles (technophilic motivations, computer self-efficacy, and attitudes toward risk), influences behavioral intentions, which in turn drive usage of these tools in work.

Additionally, our findings identify influential factors of trust and adoption that relatively underperform in practice. Through Importance-Performance Map Analysis, we reveal genAI's deficiencies in goal maintenance, contextual accuracy, performance, safety/security practices, and interaction design—aspects that developers deem essential but perceive as lacking. Our qualitative analysis explains why these gaps exist, uncovering persistent friction points (e.g., high cognitive burden,

inadequate interaction affordances, poor support for debugging or recovery), alongside concerns about quality and long-term maintainability of genAI's contributions in development tasks. These issues ultimately dampen usage satisfaction, weakening developers' intentions to adopt these tools.

Together, this work offers (1) a theoretical account of the key factors affecting developers' trust and adoption of genAI tools, (2) a validated instrument for capturing these constructs in human-genAI interaction contexts, and (3) a diagnostic lens for prioritizing design improvements, pinpointing not just what is lacking, but why—thereby guiding toolsmiths and researchers towards more human-centered genAI tooling for software development. While these findings offer a critical step towards understanding (and designing for) genAI's adoption in software development, future longitudinal studies are necessary to track how these trust dynamics interplay and evolve over time and across diverse development contexts.

Ultimately, designing for trust and sustained adoption requires more than performance, it demands alignment, transparency, and fairness in HAI collaborations. As genAI gradually becomes native in developer workflows, its success will hinge not just on what it does, but on how well it complements the people who use it.

## ACKNOWLEDGMENTS

We thank the GitHub Next team, Tom Zimmermann, and Christian Bird for providing valuable feedback on the survey contents and Brian Houck for facilitating the survey distribution. We also thank all the survey respondents for their time and insights. This work was partially supported by the National Science Foundation under Grant Numbers 2235601, 2236198, 2247929, 2303042, and 2303043. Any opinions, findings, conclusions, or recommendations expressed in this material are those of the authors and do not necessarily reflect the views of the sponsors.

## REFERENCES

- [1] [n.d.]. Supplemental Package. <https://zenodo.org/record/15233070>.
- [2] 2023. AI mislabeled essays by non-native English speakers as bots. *Business Insider* (Jul 2023).
- [3] 2024. GitHub Inc. <https://github.com/>.
- [4] 2024. Microsoft. <https://microsoft.com/>.
- [5] Arshin Adib-Moghaddam. 2023. *Is Artificial Intelligence Racist?: The Ethics of AI and the Future of Humanity*. Bloomsbury Publishing.
- [6] Saleema Amershi, Dan Weld, Mihaela Vorvoreanu, Adam Fourney, Besmira Nushi, Penny Collisson, Jina Suh, Shamsi Iqbal, Paul N Bennett, Kori Inkpen, et al. 2019. Guidelines for human-AI interaction. In *2019 CHI Conference on Human Factors in Computing Systems*. 1–13.
- [7] Andrew Anderson, Jimena Noa Guevara, Fatima Moussaoui, Tianyi Li, Mihaela Vorvoreanu, and Margaret Burnett. 2022. Measuring User Experience Inclusivity in Human-AI Interaction via Five User Problem-Solving Styles. *ACM Transactions on Interactive Intelligent Systems* (2022).
- [8] Tae Hyun Baek and Minseong Kim. 2023. Is ChatGPT scary good? How user motivations affect creepiness and trust in generative artificial intelligence. *Telematics and Informatics* 83 (2023), 102030.
- [9] Albert Bandura. 1997. Self-efficacy the exercise of control. New York: H. Freeman & Co. *Student Success* 333 (1997), 48461.
- [10] Laura Beckwith and Margaret Burnett. 2004. Gender: An important factor in end-user programming environments?. In *2004 IEEE symposium on visual languages-human centric computing*. IEEE, 107–114.
- [11] Jayson G Boubin, Christina F Rusnock, and Jason M Bindewald. 2017. Quantifying compliance and reliance trust behaviors to influence trust in human-automation teams. *Human Factors and Ergonomics Society Annual Meeting* 61, 1 (2017), 750–754.
- [12] Virginia Braun and Victoria Clark. 2006. Using thematic analysis in psychology. *Qualitative research in psychology* 3, 2 (2006), 77–101.
- [13] Virginia Braun and Victoria Clarke. 2022. Conceptual and design thinking for thematic analysis. *Qualitative Psychology* 9, 1 (2022), 3.
- [14] Margaret Burnett, Simone Stumpf, Jamie Macbeth, Stephann Makri, Laura Beckwith, Irwin Kwan, Anicia Peters, and William Jernigan. 2016. GenderMag: A method for evaluating software's gender inclusiveness. *Interacting with Computers* 28, 6 (2016), 760–787.

- [15] James P Byrnes, David C Miller, and William D Schafer. 1999. Gender differences in risk taking: A meta-analysis. *Psychological bulletin* 125, 3 (1999), 367.
- [16] John M Carroll and Mary Beth Rosson. 2003. Design rationale as theory. *HCI models, theories and frameworks: Toward a multidisciplinary science* (2003), 431–461.
- [17] Microsoft News Center. 2023. Siemens and Microsoft partner to drive cross-industry AI adoption.
- [18] Patrick YK Chau. 1996. An empirical assessment of a modified technology acceptance model. *Journal of management information systems* 13, 2 (1996), 185–204.
- [19] Valerie Chen, Q Vera Liao, Jennifer Wortman Vaughan, and Gagan Bansal. 2023. Understanding the role of human intuition on reliance in human-AI decision-making with explanations. *Proceedings of the ACM on Human-computer Interaction* 7, CSCW2 (2023), 1–32.
- [20] Ruijia Cheng, Ruotong Wang, Thomas Zimmermann, and Denae Ford. 2023. “It would work for me too”: How Online Communities Shape Software Developers’ Trust in AI-Powered Code Generation Tools. *ACM Transactions on Interactive Intelligent Systems* (2023).
- [21] Wynne W Chin et al. 1998. The partial least squares approach to structural equation modeling. *Modern methods for business research* 295, 2 (1998), 295–336.
- [22] Rudrajit Choudhuri, Dylan Liu, Igor Steinmacher, Marco Gerosa, and Anita Sarma. 2024. How far are we? the triumphs and trials of generative ai in learning software engineering. In *Proceedings of the IEEE/ACM 46th international conference on software engineering*. 1–13.
- [23] Rudrajit Choudhuri, Bianca Trinkenreich, Rahul Pandita, Eirini Kalliamvakou, Igor Steinmacher, Marco Gerosa, Christopher Sanchez, and Anita Sarma. 2024. What Guides Our Choices? Modeling Developers’ Trust and Behavioral Intentions Towards GenAI. *arXiv preprint arXiv:2409.04099* (2024).
- [24] Wing S Chow and Lai Sheung Chan. 2008. Social network, social trust and shared goals in organizational knowledge sharing. *Information & management* 45, 7 (2008), 458–465.
- [25] Jacob Cohen. 2013. *Statistical power analysis for the behavioral sciences*. Routledge.
- [26] Deborah R Compeau and Christopher A Higgins. 1995. Computer self-efficacy: Development of a measure and initial test. *MIS quarterly* (1995), 189–211.
- [27] John W Creswell and J David Creswell. 2017. *Research design: Qualitative, quantitative, and mixed methods approaches*. Sage publications.
- [28] John W Creswell and Cheryl N Poth. 2016. *Qualitative inquiry and research design: Choosing among five approaches*. Sage publications.
- [29] Mihaly Csikszentmihalyi and Mihaly Csikszentmihaly. 1990. *Flow: The psychology of optimal experience*. Vol. 1990. Harper & Row New York.
- [30] Cursor. 2025. Cursor – Rules for AI. <https://docs.cursor.com/context/rules-for-ai>.
- [31] Edward L Deci and Richard M Ryan. 2012. Self-determination theory. *Handbook of theories of social psychology* 1, 20 (2012), 416–436.
- [32] Robert F DeVellis and Carolyn T Thorpe. 2021. *Scale development: Theory and applications*. Sage publications.
- [33] Virginia Eubanks. 2018. *Automating inequality: How high-tech tools profile, police, and punish the poor*. St. Martin’s Press.
- [34] Angela Fan, Beliz Gokkaya, Mark Harman, Mitya Lyubarskiy, Shubho Sengupta, Shin Yoo, and Jie M Zhang. 2023. Large language models for software engineering: Survey and open problems. *arXiv preprint arXiv:2310.03533* (2023).
- [35] Franz Faul, Edgar Erdfelder, Axel Buchner, and Albert-Georg Lang. 2009. Statistical power analyses using G\* Power 3.1: Tests for correlation and regression analyses. *Behav Res Methods* 41, 4 (2009), 1149–1160.
- [36] Brian J Fogg and Hsiang Tseng. 1999. The elements of computer credibility. In *Human Factors in Computing Systems*. 80–87.
- [37] Claes Fornell, Michael D Johnson, Eugene W Anderson, Jaesung Cha, and Barbara Everitt Bryant. 1996. The American customer satisfaction index: nature, purpose, and findings. *Journal of marketing* 60, 4 (1996), 7–18.
- [38] Mike Furr. 2011. Scale construction and psychometrics for social and personality psychology. *Scale Construction and Psychometrics for Social and Personality Psychology* (2011), 1–160.
- [39] David Gefen, Elena Karahanna, and Detmar W Straub. 2003. Trust and TAM in online shopping: An integrated model. *MIS quarterly* (2003), 51–90.
- [40] Google. 2023. People+AI guidebook. <https://pair.withgoogle.com/guidebook/>.
- [41] Ben Green and Yiling Chen. 2019. Disparate interactions: An algorithm-in-the-loop analysis of fairness in risk assessments. In *Conference on fairness, accountability, and transparency*. 90–99.
- [42] Wolfgang L Grichting. 1994. The meaning of “I Don’t Know” in opinion surveys: Indifference versus ignorance. *Aust Psychol* 29, 1 (1994).
- [43] Lars Grønholdt, Anne Martensen, Stig Jørgensen, and Peter Jensen. 2015. Customer experience management and business performance. *International journal of quality and service sciences* 7, 1 (2015), 90–106.



- [44] Mariam Guizani, Igor Steinmacher, Jillian Emard, Abrar Fallatah, Margaret Burnett, and Anita Sarma. 2022. How to debug inclusivity bugs? a debugging process with information architecture. *International Conference on Software Engineering: Software Engineering in Society* (2022), 90–101.
- [45] Joseph F Hair. 2009. Multivariate data analysis. (2009).
- [46] Joseph F Hair, Jeffrey J Risher, Marko Sarstedt, and Christian M Ringle. 2019. When to use and how to report the results of PLS-SEM. *Eur. Bus. Rev.* (2019).
- [47] Md Montaser Hamid, Amreeta Chatterjee, Mariam Guizani, Andrew Anderson, Fatima Moussaoui, Sarah Yang, Isaac Escobar, Anita Sarma, and Margaret Burnett. 2023. How to measure diversity actionably in technology. *Equity, Diversity, and Inclusion in Software Engineering: Best Practices and Insights* (2023).
- [48] Md Montaser Hamid, Fatima Moussaoui, Jimena Noa Guevara, Andrew Anderson, and Margaret Burnett. 2024. Improving User Mental Models of XAI Systems with Inclusive Design Approaches. *arXiv preprint arXiv:2404.13217* (2024).
- [49] Donna Harrington. 2009. *Confirmatory factor analysis*. Oxford university press.
- [50] Jörg Henseler. 2020. *Composite-based structural equation modeling: Analyzing latent and emergent variables*. Guilford Publications.
- [51] Jörg Henseler, Geoffrey Hubona, and Pauline Ash Ray. 2016. Using PLS path modeling in new technology research: updated guidelines. *Industrial management & data systems* 116, 1 (2016), 2–20.
- [52] Jörg Henseler, Christian M Ringle, and Marko Sarstedt. 2015. A new criterion for assessing discriminant validity in variance-based structural equation modeling. *J. Acad. Mark. Sci.* 43, 1 (2015), 115–135.
- [53] Claudia Hock, Christian M Ringle, and Marko Sarstedt. 2010. Management of multi-purpose stadiums: Importance and performance measurement of service interfaces. *International journal of services technology and management* 14, 2-3 (2010), 188–207.
- [54] Kevin Anthony Hoff and Masooda Bashir. 2015. Trust in automation: Integrating empirical evidence on factors that influence trust. *Human factors* 57, 3 (2015), 407–434.
- [55] Robert R Hoffman, Shane T Mueller, Gary Klein, and Jordan Litman. 2023. Measures for explainable AI: Explanation goodness, user satisfaction, mental models, curiosity, trust, and human-AI performance. *Frontiers in Computer Science* 5 (2023), 1096257.
- [56] Kenneth D Hopkins. 1998. *Educational and psychological measurement and evaluation*. ERIC.
- [57] Matt C Howard. 2016. A review of exploratory factor analysis decisions and overview of current practices: What we are doing and how can we improve? *International journal of human-computer interaction* 32, 1 (2016), 51–62.
- [58] Li-tze Hu and Peter M Bentler. 1999. Cutoff criteria for fit indexes in covariance structure analysis: Conventional criteria versus new alternatives. *Structural equation modeling: a multidisciplinary journal* 6, 1 (1999), 1–55.
- [59] Edwin Hutchins. 2020. The distributed cognition perspective on human interaction. In *Roots of human sociality*. Routledge, 375–398.
- [60] Alon Jacovi, Ana Marasović, Tim Miller, and Yoav Goldberg. 2021. Formalizing trust in artificial intelligence: Prerequisites, causes and goals of human trust in AI. In *Proceedings of the 2021 ACM conference on fairness, accountability, and transparency*. 624–635.
- [61] JASP Team. 2024. JASP (Version 0.16.4) [Computer software]. <https://www.jasp-stats.org> Accessed: 2024-07-07.
- [62] Jiun-Yin Jian, Ann M Bisantz, and Colin G Drury. 2000. Foundations for an empirically determined scale of trust in automated systems. *International journal of cognitive ergonomics* 4, 1 (2000), 53–71.
- [63] Brittany Johnson, Christian Bird, Denae Ford, Nicole Forsgren, and Thomas Zimmermann. 2023. Make Your Tools Sparkle with Trust: The PICSE Framework for Trust in Software Tools. In *2023 IEEE/ACM 45th International Conference on Software Engineering: Software Engineering in Practice (ICSE-SEIP)*. IEEE, 409–419.
- [64] Eirini Kalliamvakou. 2024. A developer's second brain: Reducing complexity through partnership with AI.
- [65] Jin W Kim, Hye I Jo, and Bong G Lee. 2019. The study on the factors influencing on the behavioral intention of chatbot service for the financial sector: Focusing on the UTAUT model. *Journal of Digital Contents Society* 20, 1 (2019), 41–50.
- [66] Ned Kock. 2014. Advanced mediating effects tests, multi-group analyses, and measurement model assessments in PLS-based SEM. *International Journal of e-Collaboration* 10, 1 (2014).
- [67] Ned Kock. 2015. Common method bias in PLS-SEM: A full collinearity assessment approach. *International Journal of e-Collaboration (ijec)* 11, 4 (2015), 1–10.
- [68] John D Lee and Katrina A See. 2004. Trust in automation: Designing for appropriate reliance. *Human factors* 46, 1 (2004), 50–80.
- [69] Tianyi Li, Mihaela Vorvoreanu, Derek DeBellis, and Saleema Amershi. 2023. Assessing human-AI interaction early through factorial surveys: a study on the guidelines for human-AI interaction. *ACM Transactions on Computer-Human Interaction* 30, 5 (2023), 1–45.
- [70] Xiang Li, Jian Zhang, and Jie Yang. 2024. The effect of computer self-efficacy on the behavioral intention to use

translation technologies among college students: Mediating role of learning motivation and cognitive engagement. *Acta Psychologica* 246 (2024), 104259.

- [71] Jenny T Liang, Chenyang Yang, and Brad A Myers. 2024. A large-scale survey on the usability of ai programming assistants: Successes and challenges. In *Proceedings of the 46th IEEE/ACM International Conference on Software Engineering*. 1–13.
- [72] Q Vera Liao and S Shyam Sundar. 2022. Designing for responsible trust in AI systems: A communication perspective. *2022 ACM Conference on Fairness, Accountability, and Transparency* (2022), 1257–1268.
- [73] Michael Xieyang Liu, Advait Sarkar, Carina Negreanu, Benjamin Zorn, Jack Williams, Neil Toronto, and Andrew D Gordon. 2023. “What it wants me to say”: Bridging the abstraction gap between end-user programmers and code-generating large language models. In *Proceedings of the 2023 CHI Conference on Human Factors in Computing Systems*. 1–31.
- [74] Frederic M Lord and Melvin R Novick. 2008. *Statistical theories of mental test scores*. IAP.
- [75] Maria Madsen and Shirley Gregor. 2000. Measuring human-computer trust. In *11th australasian conference on information systems*, Vol. 53. Citeseer, 6–8.
- [76] Georgios Makridis, Georgios Fatouros, Athanasios Kiourtis, Dimitrios Kotios, Vasileios Koukos, Dimosthenis Kyriazis, and Jonh Soldatos. 2023. Towards a unified multidimensional explainability metric: Evaluating trustworthiness in ai models. In *2023 19th International Conference on Distributed Computing in Smart Systems and the Internet of Things (DCOSS-IoT)*. IEEE, 504–511.
- [77] John A Martilla and John C James. 1977. Importance-performance analysis. *Journal of marketing* 41, 1 (1977), 77–79.
- [78] Nora McDonald, Sarita Schoenebeck, and Andrea Forte. 2019. Reliability and inter-rater reliability in qualitative research: Norms and guidelines for CSCW and HCI practice. *Proceedings of the ACM on human-computer interaction* 3, CSCW (2019), 1–23.
- [79] McKinsey. 2024. the state of AI in early 2024: genAI adoption spikes and starts to generate value.
- [80] D Harrison McKnight, Vivek Choudhury, and Charles Kacmar. 2002. Developing and validating trust measures for e-commerce: An integrative typology. *Information systems research* 13, 3 (2002), 334–359.
- [81] Stephanie M Merritt. 2011. Affective processes in human–automation interactions. *Human Factors* 53, 4 (2011), 356–370.
- [82] Microsoft. 2024. Copilot. <https://copilot.microsoft.com>.
- [83] Emerson Murphy-Hill, Alberto Elizondo, Ambar Murillo, Marian Harbach, Bogdan Vasilescu, Delphine Carlson, and Florian Dessloch. 2024. GenderMag Improves Discoverability in the Field, Especially for Women. In *2024 IEEE/ACM 46th International Conference on Software Engineering (ICSE)*. IEEE Computer Society, 2333–2344.
- [84] Donald A Norman. 1999. Affordance, conventions, and design. *interactions* 6, 3 (1999), 38–43.
- [85] Nessrine Omrani, Giorgia Riveccio, Ugo Fiore, Francesco Schiavone, and Sergio Garcia Agreda. 2022. To trust or not to trust? An assessment of trust in AI-based systems: Concerns, ethics and contexts. *Technological Forecasting and Social Change* 181 (2022), 121763.
- [86] OpenAI. 2024. GPT-4. <https://openai.com/product/gpt-4>.
- [87] Heather Lynn O'Brien. 2010. The influence of hedonic and utilitarian motivations on user engagement: The case of online shopping experiences. *Interacting with computers* 22, 5 (2010), 344–352.
- [88] Raja Parasuraman and Dietrich H Manzey. 2010. Complacency and bias in human use of automation: An attentional integration. *Human factors* 52, 3 (2010), 381–410.
- [89] Hammond Pearce, Baleegh Ahmad, Benjamin Tan, Brendan Dolan-Gavitt, and Ramesh Karri. 2022. Asleep at the keyboard? assessing the security of GitHub copilot’s code contributions. In *2022 IEEE Symposium on Security and Privacy (SP)*. IEEE, 754–768.
- [90] Sida Peng, Eirini Kalliamvakou, Peter Cihon, and Mert Demirel. 2023. The impact of AI on developer productivity: Evidence from GitHub copilot. *arXiv preprint arXiv:2302.06590* (2023).
- [91] Sebastian AC Perrig, Nicolas Scharowski, and Florian Brühlmann. 2023. Trust issues with trust scales: examining the psychometric quality of trust measures in the context of AI. In *Extended abstracts of the 2023 CHI Conference on human factors in computing systems*. 1–7.
- [92] Jan L Plass, Roxana Moreno, and Roland Brünken. 2010. Cognitive load theory. (2010).
- [93] Philip M Podsakoff, Scott B MacKenzie, Jeong-Yeon Lee, and Nathan P Podsakoff. 2003. Common method biases in behavioral research: a critical review of the literature and recommended remedies. *Journal of applied psychology* 88, 5 (2003), 879.
- [94] Tenko Raykov and George A Marcoulides. 2011. *Introduction to psychometric theory*. Routledge.
- [95] Christian M Ringle and Marko Sarstedt. 2016. Gain more insight from your PLS-SEM results: The importance-performance map analysis. *Industrial management & data systems* 116, 9 (2016), 1865–1886.
- [96] Daniel Russo. 2024. Navigating the complexity of generative AI adoption in software engineering. *ACM Transactions on Software Engineering and Methodology* (2024).

- [97] Daniel Russo and Klaas-Jan Stol. 2021. PLS-SEM for Software Engineering Research: An Introduction and Survey. *ACM Comput Surv* 54, 4 (2021).
- [98] Marko Sarstedt and Jun-Hwa Cheah. 2019. Partial least squares structural equation modeling using SmartPLS: a software review.
- [99] Marko Sarstedt, Christian M Ringle, and Joseph F Hair. 2017. Treating unobserved heterogeneity in PLS-SEM: A multi-method approach. In *Partial least squares path modeling*. Springer, 197–217.
- [100] Nicolas Scharowski, Sebastian AC Perrig, Lena Fanya Aeschbach, Nick von Felten, Klaus Opwis, Philipp Wintersberger, and Florian Brühlmann. 2024. To Trust or Distrust Trust Measures: Validating Questionnaires for Trust in AI. *arXiv preprint arXiv:2403.00582* (2024).
- [101] Randall E Schumacker and Richard G Lomax. 2004. *A beginner's guide to structural equation modeling*. psychology press.
- [102] Abigail Sellen and Eric Horvitz. 2023. The rise of the AI Co-Pilot: Lessons for design from aviation and beyond. *Commun. ACM* (2023).
- [103] Jagdish N Sheth, Bruce I Newman, and Barbara L Gross. 1991. Why we buy what we buy: A theory of consumption values. *Journal of business research* 22, 2 (1991), 159–170.
- [104] Galit Shmueli, Soumya Ray, Juan Manuel Velasquez Estrada, and Suneel Babu Chatla. 2016. The elephant in the room: Predictive performance of PLS models. *Journal of business Research* 69, 10 (2016), 4552–4564.
- [105] Forrest Shull, Janice Singer, and Dag IK Sjøberg. 2007. Guide to Advanced Empirical Software Engineering.
- [106] SmartPLS Team. 2024. SmartPLS (Version 4.1.0) [Computer software]. <https://smartpls.com/> Accessed: 2024-07-07.
- [107] Robert J Sternberg and Elena L Grigorenko. 1997. Are cognitive styles still in style? *American psychologist* 52, 7 (1997), 700.
- [108] Klaas-Jan Stol and Brian Fitzgerald. 2018. The ABC of software engineering research. *ACM TOSEM* 27, 3 (2018).
- [109] Mervyn Stone. 1974. Cross-validators choice and assessment of statistical predictions. *J R Stat Soc Series B Stat Methodol* 36 (1974).
- [110] Sangho Suh, Bryan Min, Srishti Palani, and Haijun Xia. 2023. Sensecapse: Enabling multilevel exploration and sensemaking with large language models. In *Proceedings of the 36th annual ACM symposium on user interface software and technology*. 1–18.
- [111] Lev Tankelevitch, Viktor Kewenig, Auste Simkute, Ava Elizabeth Scott, Advait Sarkar, Abigail Sellen, and Sean Rintel. 2024. The metacognitive demands and opportunities of generative AI. In *CHI Conference on Human Factors in Computing Systems*. 1–24.
- [112] Bianca Trinkenreich, Klaas-Jan Stol, Anita Sarma, Daniel M German, Marco A Gerosa, and Igor Steinmacher. 2023. Do i belong? modeling sense of virtual community among linux kernel contributors. In *2023 IEEE/ACM 45th International Conference on Software Engineering (ICSE)*. IEEE, 319–331.
- [113] Nash Unsworth, Thomas S Redick, Gregory J Spillers, and Gene A Brewer. 2012. Variation in working memory capacity and cognitive control: Goal maintenance and microadjustments of control. *Quarterly Journal of Experimental Psychology* 65, 2 (2012), 326–355.
- [114] Lisa van der Werff, Alison Legood, Finian Buckley, Antoinette Weibel, and David de Cremer. 2019. Trust motivation: The self-regulatory processes underlying trust decisions. *Organizational Psychology Review* 9, 2-3 (2019), 99–123.
- [115] Viswanath Venkatesh and Fred D Davis. 2000. A theoretical extension of the technology acceptance model: Four longitudinal field studies. *Management science* 46, 2 (2000), 186–204.
- [116] Viswanath Venkatesh, Michael G Morris, Gordon B Davis, and Fred D Davis. 2003. User acceptance of information technology: Toward a unified view. *MIS quarterly* (2003), 425–478.
- [117] Viswanath Venkatesh, James YL Thong, and Xin Xu. 2012. Consumer acceptance and use of information technology: extending the unified theory of acceptance and use of technology. *MIS quarterly* (2012), 157–178.
- [118] Oleksandra Vereschak, Gilles Bailly, and Baptiste Caramiaux. 2021. How to evaluate trust in AI-assisted decision making? A survey of empirical methodologies. *Human-Computer Interaction* 5, CSCW2 (2021), 1–39.
- [119] Iris Vessey and Dennis Galletta. 1991. Cognitive fit: An empirical study of information acquisition. *Information systems research* 2, 1 (1991), 63–84.
- [120] Ruotong Wang, Ruijia Cheng, Denae Ford, and Thomas Zimmermann. 2023. Investigating and designing for trust in AI-powered code generation tools. *arXiv preprint arXiv:2305.11248* (2023).
- [121] Justin D Weisz, Michael Muller, Jessica He, and Stephanie Houde. 2023. Toward general design principles for generative AI applications. *arXiv preprint arXiv:2301.05578* (2023).
- [122] Justin D Weisz, Michael Muller, Steven I Ross, Fernando Martinez, Stephanie Houde, Mayank Agarwal, Kartik Talamadupula, and John T Richards. 2022. Better together? an evaluation of AI-supported code translation. In *27th International conference on intelligent user interfaces*. 369–391.
- [123] Allan Wigfield and Jacquelynne S Eccles. 2000. Expectancy–value theory of achievement motivation. *Contemporary educational psychology* 25, 1 (2000), 68–81.

- [124] Magdalena Wischniewski, Nicole Krämer, and Emmanuel Müller. 2023. Measuring and understanding trust calibrations for automated systems: a survey of the state-of-the-art and future directions. In *Proceedings of the 2023 CHI Conference on Human Factors in Computing Systems*. 1–16.
- [125] Jim Witschey, Olga Zielinska, Allaire Welk, Emerson Murphy-Hill, Chris Mayhorn, and Thomas Zimmermann. 2015. Quantifying developers' adoption of security tools. In *10th Joint Meeting on Foundations of Software Engineering*. 260–271.
- [126] Shundan Xiao, Jim Witschey, and Emerson Murphy-Hill. 2014. Social influences on secure development tool adoption: why security tools spread. In *17th ACM conference on Computer supported cooperative work & social computing*. 1095–1106.
- [127] Kun Yu, Shlomo Berkovsky, Ronnie Taib, Jianlong Zhou, and Fang Chen. 2019. Do i trust my machine teammate? an investigation from perception to decision. In *Proceedings of the 24th International Conference on Intelligent User Interfaces*. 460–468.
- [128] Albert Ziegler, Eirini Kalliamvakou, X Alice Li, Andrew Rice, Devon Rifkin, Shawn Simister, Ganesh Sittampalam, and Edward Aftandilian. 2024. Measuring GitHub Copilot's Impact on Productivity. *Commun. ACM* (2024).