
DECOUPLING REPRESENTATION AND LEARNING IN GENETIC PROGRAMMING: THE LASER APPROACH

Nam H. Le

Vermont Complexity Center
University of Vermont
Burlington, VT 05405
nam.le@uvm.edu

Josh Bongard

Vermont Complexity Center
University of Vermont
Burlington, VT 05405
jbongard@uvm.edu

June 10, 2025

ABSTRACT

Genetic Programming (GP) has traditionally entangled the evolution of symbolic representations with their performance-based evaluation, often relying solely on raw fitness scores. This tight coupling makes GP solutions more fragile and prone to overfitting, reducing their ability to generalize. In this work, we propose **LaSER (Latent Semantic Representation Regression)** – a general framework that decouples *representation evolution* from *lifetime learning*. At each generation, candidate programs produce features which are passed to an external learner to model the target task. This approach enables any function approximator, from linear models to neural networks, to serve as a lifetime learner, allowing expressive modeling beyond conventional symbolic forms.

Here we show for the first time that LaSER can outcompete standard GP and GP followed by linear regression when it employs non-linear methods to fit coefficients to GP-generated equations against complex data sets. Further, we explore how LaSER enables the emergence of innate representations, supporting long-standing hypotheses in evolutionary learning such as the Baldwin Effect. By separating the roles of representation and adaptation, LaSER offers a principled and extensible framework for symbolic regression and classification.

1 Introduction

The remarkable success of modern machine learning, particularly deep learning, has been driven in part by the explicit separation of representation learning and task-specific optimization. In these systems, representation is encoded in the neural architecture, while learning is performed through gradient-based optimization of model parameters. This decoupling has proven effective in enhancing model flexibility, interpretability, and generalization across diverse tasks [1, 2, 3].

In contrast, GP traditionally evolves symbolic expressions whose fitness directly reflects predictive performance. This process entangles representation with learning, making it difficult to adapt or generalize expressions across different datasets or objectives [4, 5]. As a result, GP solutions often become brittle, overfit to specific training instances, and lack the ability to fine-tune outputs to downstream tasks.

To address these limitations, we introduce **LaSER (Latent Semantic Representation Regression)**, a general-purpose framework that decouples representation learning from supervised task modeling in GP. Instead of evolving symbolic expressions that must directly fit target outputs, LaSER evolves programs that act as *feature generators* – producing intermediate representations that are passed to an external learner. Formally, given a symbolic expression $g(x)$ evolved by GP, LaSER composes this with a supervised model f , such that the final prediction is given by $f(g(x))$. The learner f may be a linear model (e.g., ridge regression), a neural network, or any other regression or classification algorithm. This decoupling enables more expressive and robust modeling, while preserving the interpretability and structure discovery strengths of GP.

Algorithmically, LaSER generalizes earlier ideas like Keijzer’s linear scaling [6], which applied a simple post-hoc transformation to evolved outputs. Unlike that work, LaSER decouples representation and learning entirely and supports arbitrary learners. Biologically, LaSER also draws inspiration from the *Baldwin Effect* [7, 8, 9], which suggests that learned behaviors can guide evolutionary change, eventually becoming encoded in the genotype. In our case, the GP expression evolves to produce more useful representations, while the lifetime learner adapts its predictions based on those outputs. This interaction creates a pathway for learned adjustments to shape evolutionary trajectories.

Our contributions are as follows:

- We present LaSER, a framework for explicitly separating symbolic representation and learning in GP.
- We show that LaSER generalizes Keijzer’s linear scaling by allowing any supervised learner to be used in the post-processing step.
- We conduct extensive experiments on symbolic regression benchmarks using a variety of learners (linear and nonlinear).
- We demonstrate that linear methods excel in polynomial domains, while nonlinear learners perform better in more complex, nonlinear tasks.
- We analyze how the Baldwin Effect emerges under LaSER, including evidence of reduced reliance on learning as evolution progresses.

The next section presents some related literature and how our LaSER pipeline can be drawn upon, before our experimental method and results.

2 Related Work

Genetic Programming (GP) has long been applied to symbolic regression, where it evolves symbolic expressions that directly predict target outputs from raw input variables [4]. Standard GP evaluates candidate programs based on raw prediction error, tightly coupling the evolution of representation with its predictive fitness. While effective in simple scenarios, this direct coupling often results in fragile expressions that overfit training data and generalize poorly [5, 10].

In response, several enhancements have been proposed to improve GP’s robustness and expressiveness. These include modifying genetic operators to incorporate semantic awareness [11], designing more selective pressure through methods such as lexibase selection [12], or introducing new forms of expression construction, such as Geometric Semantic Programming (GSGP) [13]. Although such methods have shown empirical benefits, they often lack modularity and remain tightly bound to GP’s core evolutionary loop. This integration makes them harder to adapt within broader machine learning workflows, and issues such as expression bloat remain persistent, particularly in semantic-based methods like GSGP [14].

In contrast, Keijzer’s linear scaling [6] departs from modifying the internal mechanics of GP. Rather than altering tree structures or genetic operators, it applies a post-hoc linear transformation – typically via least-squares regression – to the outputs of evolved programs. This introduces a simple, separate step to numerically rescale predictions, partially decoupling the evolved representation from the final prediction. Viewed differently, Keijzer’s approach distinguishes between the evolution of symbolic expressions and the minimization of error, hinting at a broader paradigm where loss minimization is applied independently from evolutionary search. The LaSER pipeline we shall be presenting in this paper embraces and extends this principle, treating loss minimization explicitly as a supervised learning process applied on top of evolved representations, and generalizing beyond linear scaling to accommodate arbitrary function approximators.

Modern machine learning systems, particularly deep learning architectures, have achieved remarkable success by learning intermediate representations that facilitate downstream tasks [3, 1]. A central tenet in these systems is the decoupling of representation learning from task-specific modeling: lower layers of neural networks learn to extract semantically meaningful features, while upper layers perform prediction. This principle underpins major advances such as autoencoders for unsupervised representation learning [15], attention-based models like the Transformer [16], and large language models that pretrain general-purpose representations [17]. It also enables transfer learning [18], where learned representations can be reused across different tasks or domains.

LaSER draws inspiration from this modularity: GP evolves symbolic representations, while an external learner maps these to predictions. This separation facilitates flexible modeling, improves compatibility with modern pipelines, and enables analysis of representation evolution in symbolic domains.

Beyond engineering motivations, LaSER also connects to long-standing ideas in evolutionary biology. The *Baldwin Effect* [7, 19, 9] suggests that learned behaviors can, over generations, become genetically assimilated — gradually

encoded into innate traits through evolutionary pressure. This phenomenon has been studied in evolutionary computation like genetic algorithms [20, 21], and more in neuroevolution and neural architecture search where evolution can provide initial architectural representation before lifetime learning can fine tune the network [22, 23, 24, 25]

Recent work has explored incorporating components from modern machine learning into GP systems. For example, neural networks have been used to initialize or guide GP populations [26], hybrid approaches have embedded GP within deep learning frameworks [27], and pretrained models have informed symbolic search [28]. These approaches aim to leverage the strengths of ML models – such as differentiability, scalability, and data-driven representation learning – and the interpretability of GP.

While promising in terms of empirical performance, these systems are largely engineering solutions. They typically mix heterogeneous components in an ad-hoc fashion, with little regard for conceptual coherence. As such, they deviate from the original vision of GP as a Darwinian process that evolves symbolic expressions through variation and selection [29, 4]. In particular, they fail to offer a principled framework in which learning occurs as a behavioral adjustment, without modifying the underlying program structure. This separation between learning and evolution is central to Baldwinian or Darwinian adaptation, yet remains largely absent from current symbolic regression frameworks.

LaSER provides a practical framework to examine this effect: by decoupling evolution and learning, we can analyze how evolved symbolic structures improve in raw (pre-learning) performance over generations, reflecting potential Baldwinian adaptation. While our focus is primarily algorithmic, this conceptual link highlights how LaSER bridges machine learning and biological learning perspectives in a unified framework.

In summary, while various prior efforts have introduced learning elements into GP, none provide a general framework that explicitly decouples the evolution of symbolic representations from downstream learning. Keijzer’s linear scaling offers an early instance of post-hoc adjustment, but it is limited to a fixed linear form and lacks conceptual modularity. Other hybrid approaches entangle representation and learning, restricting flexibility and making integration with modern machine learning techniques more difficult. **LaSER** fills this gap by providing a unified framework where GP evolves intermediate or latent symbolic features, and any supervised learner – linear or nonlinear – maps these features to predictions. This compositional abstraction not only improves performance but also enhances extensibility, positioning LaSER as a versatile tool for both symbolic regression and classification tasks.

3 Experimental Method

3.1 Canonical GP Pipeline for Symbolic Regression

Before introducing LaSER, we briefly review the standard symbolic regression pipeline using GP, shown in Figure 1. In canonical GP [4], each individual in the population encodes a symbolic expression as a syntax tree. The goal is to evolve expressions that map input features to output targets.

Given a dataset of n samples, we represent the inputs as a matrix $\mathbf{X} \in \mathbb{R}^{n \times d}$, where each row $\mathbf{x}_i \in \mathbb{R}^d$ is a feature vector, and the targets as $\mathbf{y} = [y_1, y_2, \dots, y_n] \in \mathbb{R}^n$.

Each GP individual defines a function f_{GP} , which is evaluated on all input samples to produce a vector of predictions:

$$\hat{\mathbf{y}} = f_{\text{GP}}(\mathbf{X}) = [f_{\text{GP}}(\mathbf{x}_1), \dots, f_{\text{GP}}(\mathbf{x}_n)]$$

This prediction vector is also referred to as the *semantic vector* of the individual.

A loss function $\mathcal{L}(\hat{\mathbf{y}}, \mathbf{y})$, typically the mean squared error (MSE), is used to compute the individual’s fitness:

$$\mathcal{L}(\hat{\mathbf{y}}, \mathbf{y}) = \frac{1}{n} \sum_{i=1}^n (\hat{y}_i - y_i)^2$$

This fitness score guides the evolutionary process via selection and reproduction. However, since the GP tree must simultaneously discover both a useful internal representation and minimize the predictive error toward the target, this monolithic design often suffers from overfitting, bloated expressions, and reduced generalization.

To overcome these limitations, we propose a modular framework, LaSER, which explicitly separates the evolution of symbolic representations from the learning of predictive mappings, as in the following section.

3.2 Latent Semantic Evolutionary Regression (LaSER) Pipeline

LaSER extends the canonical GP pipeline by introducing an explicit separation between two roles: the evolution of symbolic *representations*, and the learning of data-driven *mappings* from those representations to target outputs. This decoupling enables greater flexibility in optimization and supports improved generalization through external learners.

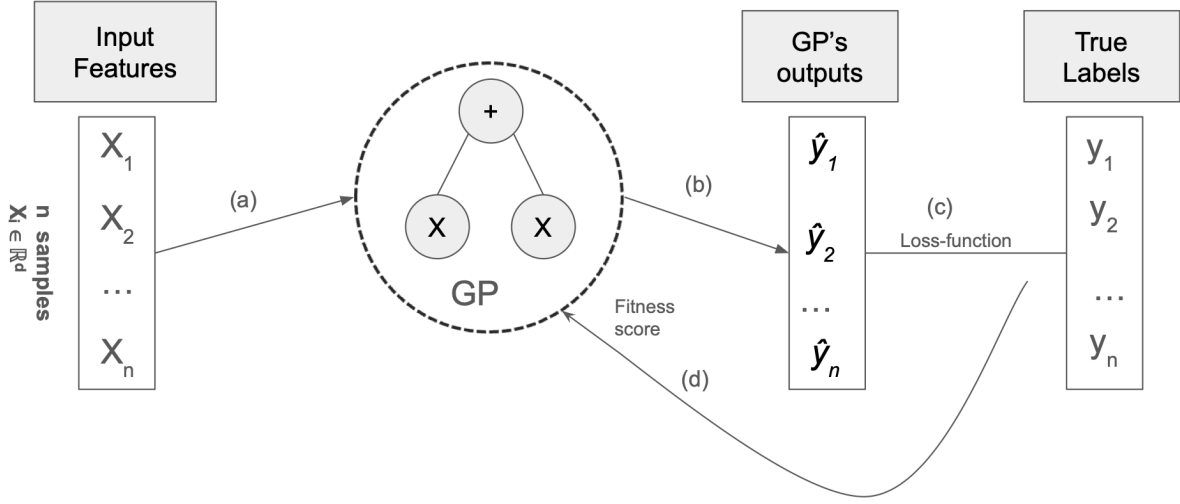


Figure 1: Canonical symbolic regression pipeline using GP. (a) Each individual is evaluated on the dataset to produce a semantic output vector. (b) The output is compared directly to ground-truth labels using a loss function (e.g., MSE). (c) The loss determines the individual’s fitness used in selection.

Inspired by Baldwinian evolution, LaSER evaluates each individual not by its raw output alone, but by how well its induced *semantic vector* supports downstream learning.

As illustrated in Figure 2, each individual in the GP population encodes a symbolic function, denoted $g(x)$. When evaluated on the dataset $\mathbf{X} \in \mathbb{R}^{n \times d}$, it produces a semantic output vector:

$$\hat{\mathbf{y}}^{(\text{GP})} = [g(\mathbf{x}_1), g(\mathbf{x}_2), \dots, g(\mathbf{x}_n)]^\top$$

Rather than directly comparing $\hat{\mathbf{y}}^{(\text{GP})}$ to the target vector \mathbf{y} , LaSER introduces a **lifetime learning** stage. Here, a supervised model f is trained to map the GP semantics to the true outputs:

$$\hat{\mathbf{y}}^{(\text{ML})} = f(\hat{\mathbf{y}}^{(\text{GP})})$$

The learner f can be any parametric model – linear regression, ridge, decision tree, neural network, gradient boosting, etc. – allowing the system to handle both simple and highly nonlinear patterns. In classification tasks, f may be logistic regression or any probabilistic classifier.

The fitness assigned to the GP individual is then computed as a loss function comparing predictions to ground truth:

$$\text{Fitness} = \mathcal{L}(\hat{\mathbf{y}}^{(\text{ML})}, \mathbf{y})$$

Importantly, the GP expression $g(x)$ remains fixed during learning; only the parameters of f are adjusted. This mirrors Baldwinian learning: an individual’s behavior improves through adaptation, but its genetic code (symbolic representation) is not directly modified by learning.

When f is a simple linear function (e.g., $f(z) = \alpha z + \beta$), the final model can be composed into a symbolic form. With more complex learners, LaSER produces a hybrid model: symbolic representations enhanced by data-driven adaptation.

Notably, when the lifetime learner f is restricted to a linear transformation (i.e., $f(z) = \alpha z + \beta$), LaSER reduces exactly to the linear scaling method proposed by Keijzer [6]. Thus, Keijzer’s method can be interpreted as a special case within the broader LaSER framework.

4 Experiments and Results

4.1 Evolutionary Setup

All experiments were conducted using the DEAP evolutionary computation framework [30]. For both baseline GP and LaSER, the following hyperparameters were used unless otherwise specified:

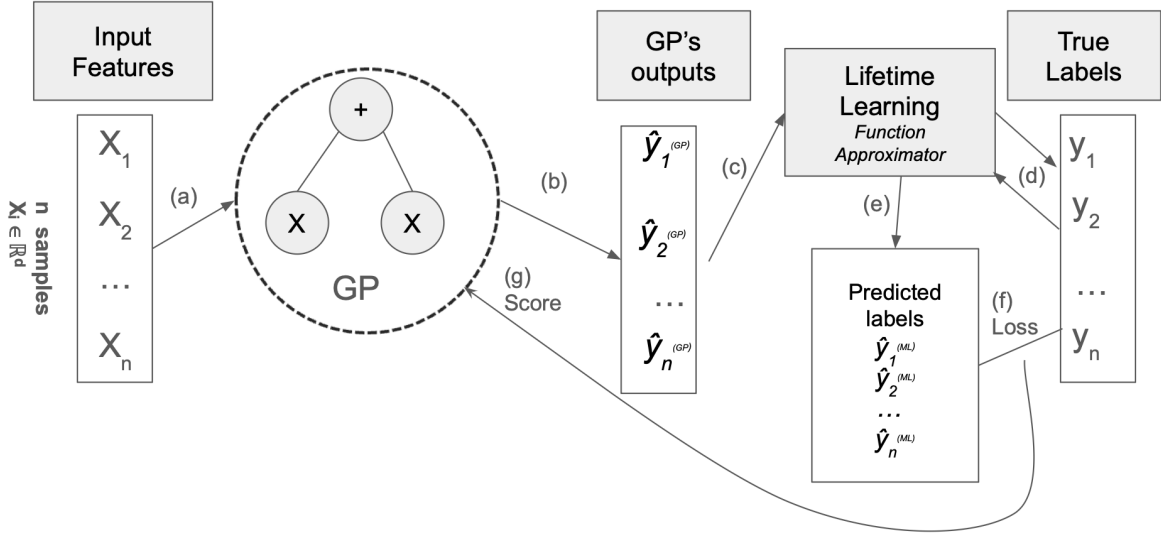


Figure 2: Overview of the LaSER pipeline. (a) A GP individual encodes a symbolic function $g(x)$ and is evaluated on the dataset to produce a semantic vector $\hat{y}^{(GP)}$. (b) This vector represents the symbolic behavior of the individual over the inputs. (c) A supervised learner f is trained to predict the ground truth y from the semantics. (d–f) The learner’s predictions $\hat{y}^{(ML)}$ are compared to y via a loss function. (g) The resulting loss is used as the individual’s fitness. The symbolic tree remains unchanged, aligning with Baldwinian evolution.

- **Population size:** 100
- **Generations:** 100
- **Crossover probability:** 0.8
- **Mutation probability:** 0.05
- **Selection method:** Tournament selection with size 3
- **Function set:** $\{+, -, *, /, \sin, \cos, \exp, \log\}$
- **Terminal set:** Input variables and ephemeral constants
- **Tree depth limits:** Max initial = 5; Max overall = 17
- **Elitism:** Top 1 individual preserved per generation

For each benchmark problem, we generate a dataset of 1000 input–output pairs, randomly split into 70% training and 30% test sets. All reported metrics are averaged over 30 independent runs with different random seeds to ensure statistical robustness.

4.2 LaSER with Lifetime Learning Setup

LaSER allows flexible integration of external learning models during fitness evaluation. To explore the impact of different lifetime learning strategies, we instantiate LaSER with a variety of supervised learners, ranging from linear models to more non-linear function approximators. This subsection details the configurations used for each learner.

- **Linear Regression (LaSER-LR):** A standard least-squares linear model with no regularization. This reproduces the behavior of Keijzer’s linear scaling [6] in the LaSER framework.
- **Ridge Regression (LaSER-Ridge):** A regularized linear model using L_2 penalty to prevent overfitting, controlled by default hyperparameters from `scikit-learn`.
- **Decision Tree (LaSER-Tree):** A single tree regressor used to capture simple, axis-aligned non-linearities in the semantic space.
- **Random Forest (LaSER-RF):** An ensemble of trees trained on bootstrapped semantic outputs, enabling better generalization across noisy representations.

- **Gradient Boosting (LaSER-GB):** A stage-wise additive model combining weak learners, effective for modeling complex relationships within semantic outputs.
- **Multi-layer Perceptron (LaSER-MLP):** A neural network with one hidden layer of 50 units, trained using early stopping and a maximum of 500 iterations. This model introduces highly flexible non-linearity while remaining compact enough to avoid overfitting.

After a GP individual produces its outputs over the training inputs, a lifetime learning step is applied to fit these outputs to the target values. Importantly, this learning is non-inheritable: the learned parameters are not passed to offspring or retained across generations. Consequently, modifying the choice of learner changes only the way fitness is computed – without altering the evolutionary operators or the symbolic search process itself.

This modularity allows LaSER to be used as a plug-and-play framework to evaluate how different models benefit from symbolic feature evolution. In our experiments, we compare all learners on the same GP population to assess how learning capacity interacts with representation evolution.

4.3 Nguyen Benchmarks: Revisiting Linear Scaling

The Nguyen benchmark suite [31] consists of 12 symbolic regression tasks with varying levels of algebraic complexity. These functions serve as a entry-level testbed for evaluating generalization in symbolic regression pipelines, as described in Table 1 below.

Problem	Equation	Input Range
Nguyen-1	$x^3 + x^2 + x$	$x \sim \mathcal{U}[-1, 1]$
Nguyen-2	$x^4 + x^3 + x^2 + x$	$x \sim \mathcal{U}[-1, 1]$
Nguyen-3	$x^5 + x^4 + x^3 + x^2 + x$	$x \sim \mathcal{U}[-1, 1]$
Nguyen-4	$x^6 + x^5 + x^4 + x^3 + x^2 + x$	$x \sim \mathcal{U}[-1, 1]$
Nguyen-5	$\sin(x^2) \cdot \cos(x) - 1$	$x \sim \mathcal{U}[-1, 1]$
Nguyen-6	$\sin(x) + \sin(x + x^2)$	$x \sim \mathcal{U}[-1, 1]$
Nguyen-7	$\log(x + 1) + \log(x^2 + 1)$	$x \sim \mathcal{U}[-1, 1]$
Nguyen-8	\sqrt{x}	$x \sim \mathcal{U}[0, 1]$
Nguyen-9	$\sin(x) + \sin(y^2)$	$x, y \sim \mathcal{U}[-1, 1]$
Nguyen-10	$2 \sin(x) \cos(y)$	$x, y \sim \mathcal{U}[-1, 1]$
Nguyen-11	$x \cdot y$	$x, y \sim \mathcal{U}[-1, 1]$
Nguyen-12	$x^4 - x^3 + \frac{1}{2}y^2 - y$	$x, y \sim \mathcal{U}[-1, 1]$

Table 1: Nguyen benchmark functions used for symbolic regression evaluation.

We begin by evaluating **LaSER-LR**, the variant of LaSER that applies linear regression as the lifetime learner. This configuration directly reproduces Keijzer’s linear scaling approach [6], where a linear model is fitted post hoc to the output of each GP individual. Within the LaSER framework, this becomes a modular baseline that isolates the impact of linear post-processing while preserving symbolic evolution dynamics.

To assess generalization performance, we compare test MSEs across 30 independent runs using the Wilcoxon signed-rank test. Table 2 summarizes the median test errors for each benchmark, including p -values and outcome direction. In nearly all cases, **LaSER-LR** outperforms standard GP, achieving significantly lower median errors. On Nguyen-8 and Nguyen-11, both methods achieve perfect or near-perfect fits, resulting in ties under the statistical test.

We also evaluate predictive quality using the test R^2 metric, summarized in Table 3. **LaSER-LR** consistently yields higher R^2 medians, indicating improved fit to test data. As with MSE, ties occur on Nguyen-11 where both methods perfectly model the target function. The results confirm that even simple post-processing via linear regression is sufficient to significantly boost performance in many symbolic regression tasks.

To further quantify robustness, we compute success rates based on the fraction of runs achieving $R^2 \geq 0.99$ on the test set (Table 4). **LaSER-LR** achieves perfect or near-perfect success on most benchmarks, including all of Nguyen-1 through Nguyen-6. On harder tasks like Nguyen-9 and Nguyen-12, standard GP shows a steep decline in reliability, while LaSER-LR maintains strong performance.

These results confirm that introducing a learning phase – even with a simple linear model—substantially improves symbolic regression performance. **LaSER-LR** not only yields better generalization, but also significantly increases the stability and success rate of GP-based modeling.

Table 2: Wilcoxon signed-rank test comparing test MSE medians of Standard GP and LaSER-LR on the Nguyen benchmarks. Results are based on 30 independent runs. “Tie” indicates no statistically significant difference or equal medians.

Problem	p-value	GP Median	LaSER-LR Median	Direction
Nguyen-1	0.619467	0.000000	0.000237	GP better
Nguyen-2	0.001383	0.005418	0.000426	LaSER-LR better
Nguyen-3	< 0.0001	0.023073	0.001077	LaSER-LR better
Nguyen-4	< 0.0001	0.038767	0.001478	LaSER-LR better
Nguyen-5	< 0.0001	0.002060	0.000000	LaSER-LR better
Nguyen-6	< 0.0001	0.006420	0.000217	LaSER-LR better
Nguyen-7	< 0.0001	0.033082	0.005012	LaSER-LR better
Nguyen-8	< 0.0001	0.000921	0.000023	LaSER-LR better
Nguyen-9	< 0.0001	0.029749	0.000132	LaSER-LR better
Nguyen-10	0.000172	0.001439	0.000000	LaSER-LR better
Nguyen-11	0.998375	0.000000	0.000000	Tie
Nguyen-12	< 0.0001	0.071468	0.012519	LaSER-LR better

Table 3: Wilcoxon signed-rank test comparing test R^2 medians of Standard GP and LaSER-LR on the Nguyen benchmarks. Higher R^2 indicates better generalization.

Problem	p-value	GP Median	LaSER-LR Median	Direction
Nguyen-1	0.545324	1.000000	0.999727	GP better
Nguyen-2	0.001373	0.996397	0.999687	LaSER-LR better
Nguyen-3	< 0.0001	0.986872	0.999472	LaSER-LR better
Nguyen-4	< 0.0001	0.984529	0.999280	LaSER-LR better
Nguyen-5	< 0.0001	0.928719	0.999983	LaSER-LR better
Nguyen-6	< 0.0001	0.993798	0.999753	LaSER-LR better
Nguyen-7	< 0.0001	0.948501	0.993997	LaSER-LR better
Nguyen-8	< 0.0001	0.982427	0.999519	LaSER-LR better
Nguyen-9	< 0.0001	0.887671	0.999544	LaSER-LR better
Nguyen-10	0.000296	0.998093	1.000000	LaSER-LR better
Nguyen-11	0.089856	1.000000	1.000000	Tie
Nguyen-12	< 0.0001	0.844435	0.972480	LaSER-LR better

4.4 Comparing Lifetime Learners in LaSER

While the previous section focused on LaSER using linear regression (LaSER-LR), the framework itself is agnostic to the choice of learning algorithm. To assess how different learning strategies affect symbolic regression performance, we evaluate LaSER using six lifetime learners: Linear Regression, Ridge Regression, Multi-Layer Perceptron (MLP), Decision Tree, Random Forest, and Gradient Boosting.

Figure 3 and Tables 5 and 6 summarize the performance of LaSER across 12 classical symbolic regression benchmarks from the Nguyen suite. We report both box plots (MSE on log scale) and aggregate statistics (average Test MSE and R^2 over 30 runs per setting), comparing LaSER learners with vanilla Genetic Programming (GP). Best performing results are highlighted in bold.

Across the majority of benchmarks, LaSER-LR (linear scaling) stands out as the most effective learner. It consistently achieves the lowest error and highest R^2 , particularly on smooth polynomial problems such as Nguyen-1 through Nguyen-6. This supports the long-standing observation that many symbolic regression targets in this suite are well approximated by linear combinations of evolved features – making LaSER-LR especially well suited.

LaSER-Ridge (ridge regression) closely follows, offering similar robustness while mitigating overfitting in some settings. These findings reinforce the idea that linear models are often sufficient when GP already constructs expressive basis functions. The simplicity of these learners contributes to strong generalization, as seen in the tightly clustered box plots with minimal variance.

However, on structurally more complex benchmarks—such as Nguyen-7 (logarithmic) and Nguyen-8 (square root), we observe nonlinear learners like Random Forest (RF) and Gradient Boosting (GB) occasionally outperform linear

Table 4: Success rates (%) of LaSER-LR and Standard GP across the Nguyen benchmarks, based on 30 independent runs each. A run is considered successful if it achieves $R^2 \geq 0.99$ on the test set.

Benchmark	LaSER-LR	Standard GP
Nguyen-1	100.0	83.3
Nguyen-2	100.0	66.7
Nguyen-3	100.0	46.7
Nguyen-4	96.7	23.3
Nguyen-5	100.0	10.0
Nguyen-6	100.0	56.7
Nguyen-7	60.0	3.3
Nguyen-8	96.7	33.3
Nguyen-9	93.3	16.7
Nguyen-10	93.3	70.0
Nguyen-11	100.0	100.0
Nguyen-12	26.7	0.0

Table 5: Mean Test MSE for LaSER learners and GP across the Nguyen benchmark problems. Best (lowest) per row is highlighted in **bold**.

Problem	GP	LaSER-GB	LaSER-LR	LaSER-MLP	LaSER-RF	LaSER-Ridge	LaSER-Tree
nguyen1	0.0069	0.0038	0.0006	0.0496	0.0027	0.0008	0.4774
nguyen2	0.0135	0.0077	0.0006	0.1658	0.0061	0.0025	0.5414
nguyen3	0.0510	0.0110	0.0022	0.1124	0.0113	0.0037	0.8528
nguyen4	0.0824	0.0238	0.0042	0.2226	0.0196	0.0056	0.9237
nguyen5	0.0024	0.0000	0.0000	0.0222	0.0000	0.0000	0.0067
nguyen6	0.0115	0.0009	0.0004	0.1322	0.0007	0.0006	0.5027
nguyen7	0.1233	0.0439	0.0389	0.0940	0.0337	0.0345	0.4608
nguyen8	0.0012	0.0002	0.0001	0.0616	0.0001	0.0001	0.0072
nguyen9	0.0364	0.0023	0.0017	0.0646	0.0020	0.0006	0.4984
nguyen10	0.0077	0.0022	0.0007	0.0645	0.0012	0.0030	1.2033
nguyen11	0.0000	0.0021	0.0000	0.0554	0.0022	0.0000	0.1837
nguyen12	0.1238	0.1349	0.0175	0.0429	0.0391	0.0238	0.7820

models, albeit with greater variance. This suggests these learners can exploit residual patterns not captured by GP semantics alone.

In contrast, Decision Trees perform inconsistently and often degrade generalization, likely due to their high variance. MLPs also show unstable behavior, underperforming in several cases, potentially due to the small data regimes and sensitivity to initialization.

Overall, the results validate LaSER’s ensemble architecture and the strong inductive bias of LaSER-LR on analytic functions. As complexity grows, LaSER’s modular design allows seamless integration of more expressive learners, offering a compelling foundation for adaptive symbolic learning systems that scale with task difficulty.

4.5 Performance on Complex Benchmarks: Vladislavleva Suite

The Vladislavleva symbolic regression benchmarks [32] are designed to assess the ability of regression systems to handle increasingly complex functional forms, including multivariate, highly nonlinear, and non-polynomial structures. Each function introduces unique challenges in terms of variable interactions and landscape irregularity—offering a more demanding testbed than the Nguyen suite.

For reference, the suite includes the following eight target functions:

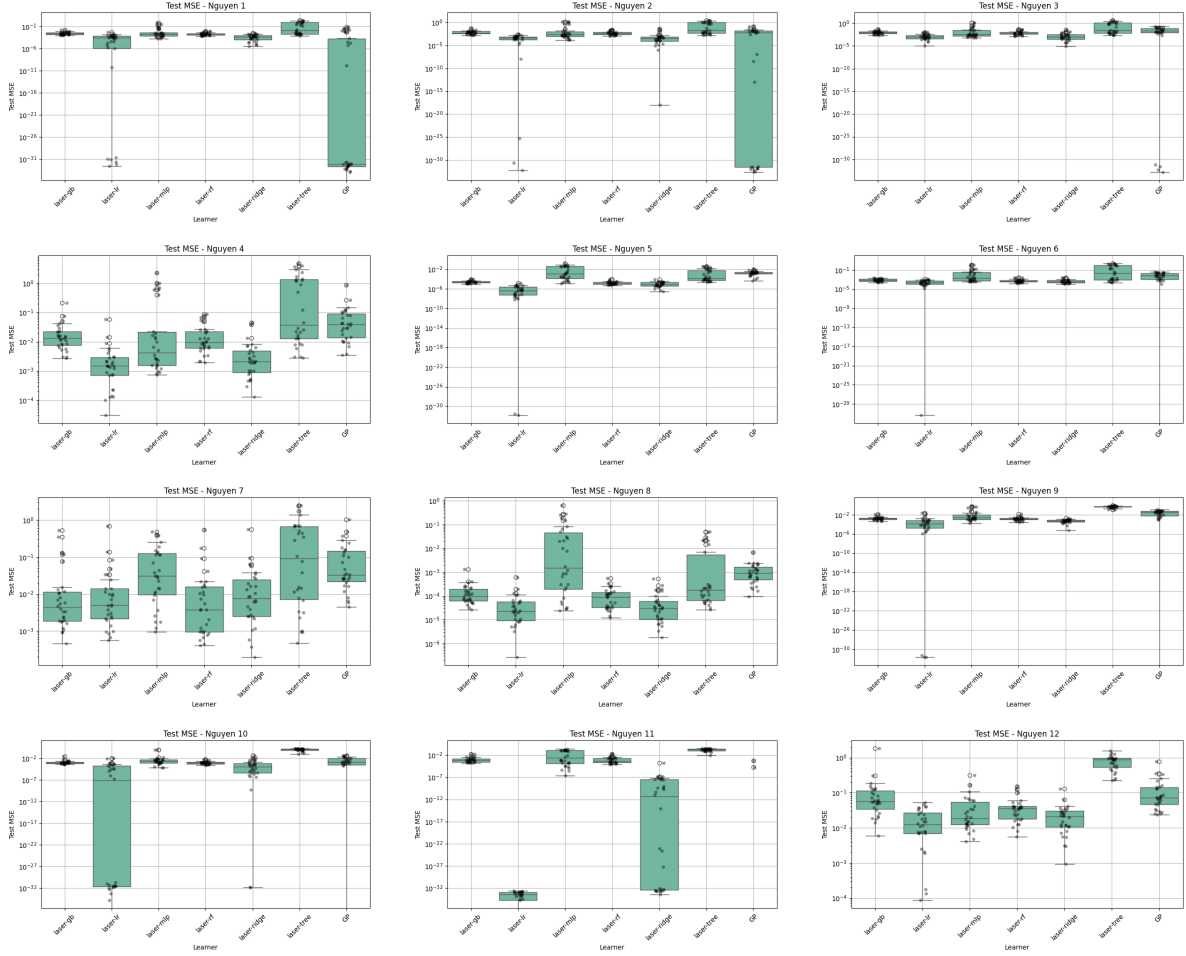


Figure 3: Box plots of Test MSE (log scale) for LaSER and GP across the Nguyen benchmarks.

Table 6: Mean Test R^2 scores for LaSER learners and GP across the Nguyen benchmark problems. Best (highest) per row is highlighted in **bold**.

Problem	GP	LaSER-GB	LaSER-LR	LaSER-MLP	LaSER-RF	LaSER-Ridge	LaSER-Tree
nguyen1	0.9930	0.9958	0.9994	0.9568	0.9972	0.9992	0.4495
nguyen2	0.9862	0.9941	0.9995	0.8786	0.9951	0.9981	0.4722
nguyen3	0.9720	0.9939	0.9986	0.9194	0.9940	0.9982	0.4368
nguyen4	0.9653	0.9900	0.9980	0.8800	0.9909	0.9975	0.4584
nguyen5	0.9031	0.9988	0.9999	0.1503	0.9992	0.9994	0.7476
nguyen6	0.9863	0.9990	0.9996	0.8657	0.9992	0.9994	0.4335
nguyen7	0.8815	0.9674	0.9730	0.8882	0.9791	0.9767	0.3876
nguyen8	0.9769	0.9966	0.9990	-0.0392	0.9980	0.9988	0.8707
nguyen9	0.8851	0.9928	0.9951	0.8203	0.9944	0.9980	-0.5554
nguyen10	0.9891	0.9968	0.9989	0.9266	0.9984	0.9965	-0.6117
nguyen11	0.9998	0.9844	1.0000	0.5375	0.9854	1.0000	-0.5728
nguyen12	0.8040	0.8074	0.9694	0.9327	0.9314	0.9597	-0.4093

$$f_1(x_1, x_2) = \frac{e^{-(x_1-1)^2}}{1.2 + (x_2 - 2.5)^2} \quad (1)$$

$$f_2(x) = e^{-x} x^3 \cos x \sin x (\cos x \sin^2 x - 1) \quad (2)$$

$$f_3(x_1, x_2) = f_2(x_1)(x_2 - 5) \quad (3)$$

$$f_4(x_1, x_2, x_3, x_4, x_5) = \frac{10}{5 + \sum_{i=1}^5 (x_i - 3)^2} \quad (4)$$

$$f_5(x_1, x_2, x_3) = 30 \cdot \frac{(x_1 - 1)(x_3 - 1)}{x_2^2(x_1 - 10)} \quad (5)$$

$$f_6(x_1, x_2) = 6 \sin x_1 \cos x_2 \quad (6)$$

$$f_7(x_1, x_2) = (x_1 - 3)(x_2 - 3) + 2 \sin((x_1 - 4)(x_2 - 4)) \quad (7)$$

$$f_8(x_1, x_2) = \frac{(x_1 - 3)^4 + (x_2 - 3)^3 - (x_2 - 3)}{(x_2 - 2)^4 + 10} \quad (8)$$

While the Nguyen benchmarks showed that LaSER with linear lifetime learners (LaSER-LR and LaSER-Ridge) consistently delivered strong performance, those tasks predominantly involve smooth polynomial functions, which are easily captured by linear mappings. To explore whether this advantage persists under more difficult conditions, we turn to the Vladislavleva benchmarks – known for their structural complexity and higher degrees of nonlinearity [32].

Figure 4, along with Table 7 and Table 8, present a comparative analysis of LaSER learners on the Vladislavleva benchmarks. Each result reflects the distribution of test MSE (shown in log scale) and the average R^2 values across 30 independent runs.

Unlike the patterns observed in the Nguyen benchmarks, here we see a clear departure: **LaSER-LR** no longer consistently dominates. Instead, nonlinear learners such as **LaSER-MLP** and **LaSER-GB** emerge as top performers on several problems. For instance, LaSER-MLP achieves the lowest test error on Vla1 and Vla4, while LaSER-GB outperforms others on Vla6 and Vla7. This shift suggests that as the complexity of the target function increases—particularly with nonlinearity or high-dimensional interactions – linear learners are insufficient to capture the necessary structure from evolved GP features.

Nevertheless, linear models remain competitive in certain problems (e.g., Vla3), and **LaSER-LR** continues to serve as a strong and efficient baseline. The broader takeaway lies in LaSER’s flexible architecture: its ability to seamlessly interchange the lifetime learning component without altering the GP evolutionary process. This modularity enables LaSER to tailor its learning strategy to the underlying problem structure.

As task complexity rises, the choice of learner becomes increasingly important. These results highlight LaSER’s adaptability – not just in refining representations, but in aligning the inductive bias of the downstream model to the specific demands of symbolic regression tasks.

Table 7: Test MSE (lower is better) for LaSER using different lifetime learners on the Vladislavleva benchmarks. Best values are highlighted in **red**.

Problem	LaSER-GB	LaSER-LR	LaSER-MLP	LaSER-RF	LaSER-Ridge	LaSER-Tree
vla1	0.0064	0.0079	0.0049	0.0067	0.0078	0.0237
vla2	2364.9350	34815.3404	116462.5437	708.9041	36779.3022	714494.7647
vla3	8589712.0259	5003149.8821	7120068.0702	7973793.0464	5824657.3038	38399686.2531
vla4	0.0063	0.0080	0.0052	0.0075	0.0080	0.0308
vla5	1.2055e+11	7.1799e+13	4.1022e+10	1.7843e+12	1.9445e+10	1.3332e+13
vla6	0.2727	1.2615	0.9312	0.8512	1.0591	16.2742
vla7	14.1113	22.1229	15.5895	18.2749	20.1347	360.2344
vla8	562.7317	1263.0675	409.9133	488.0160	1299.7373	6686.2380

4.6 Is There Evidence of the Baldwin Effect?

The Baldwin Effect describes how learned behaviors can, over evolutionary time, become encoded directly into the genotype. In the context of LaSER, this would mean that as evolution proceeds, individuals improve their raw (pre-

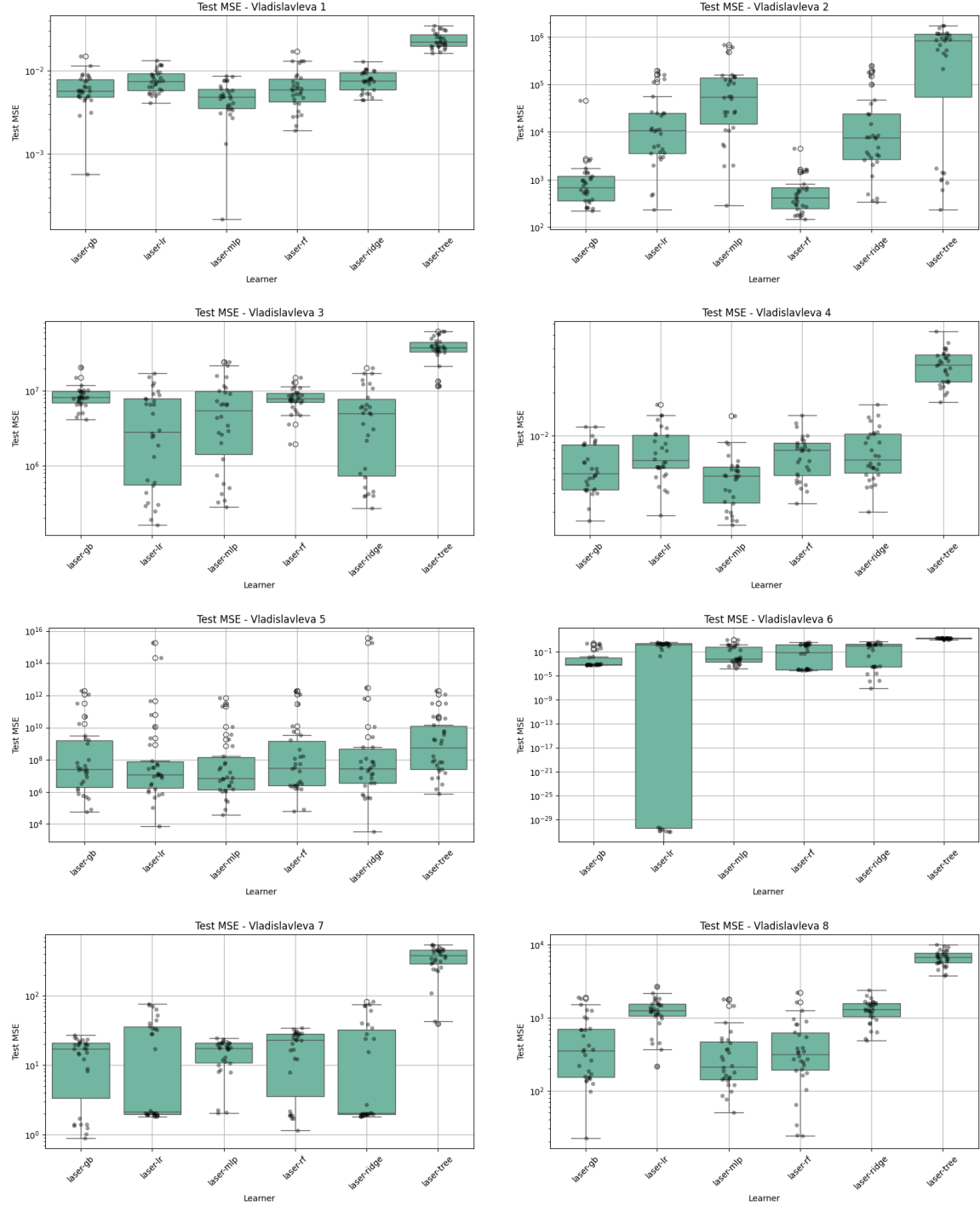


Figure 4: Box plots (log scale) of Test MSE for LaSER variants across Vladislavleva-1 to Vladislavleva-8 benchmarks.

Table 8: Test R^2 (higher is better) for LaSER using different lifetime learners on the Vladislavleva benchmarks. Best values are highlighted in **red**.

Problem	LaSER-GB	LaSER-LR	LaSER-MLP	LaSER-RF	LaSER-Ridge	LaSER-Tree
vla1	0.4997	0.3900	0.6103	0.4670	0.3889	-0.8796
vla2	0.9966	0.9478	0.8171	0.9990	0.9478	-0.0810
vla3	0.5963	0.7688	0.6780	0.6288	0.7382	-0.7823
vla4	0.5870	0.5081	0.6722	0.5099	0.5083	-0.9906
vla5	-26.8876	-4.3384e+06	-6.6991	-5.4148e+03	-4.3391e+06	-1673.4895
vla6	0.9686	0.8562	0.8932	0.9027	0.8808	-0.8435
vla7	0.9361	0.8983	0.9286	0.9182	0.9068	-0.6273
vla8	0.8506	0.6566	0.8846	0.8682	0.6484	-0.8059

learning) predictions, reducing dependence on the learning mechanism. In the most extreme case, learning becomes redundant – yielding what we call *perfect innateness*.

We define a solution as **perfectly innate** if:

- The raw output of the GP individual achieves **zero error** (MSE = 0) on both training and test sets.
- The learned linear model becomes an identity map: $\alpha = 1, \beta = 0$.

In such cases, the final output simplifies to:

$$\hat{y}(x) = \alpha \cdot f_{\text{GP}}(x) + \beta = f_{\text{GP}}(x),$$

indicating that the evolved symbolic representation itself captures the target function exactly.

To assess this phenomenon, we perform a retrospective analysis using LaSER with linear regression (LaSER-LR) across the 12 Nguyen benchmarks. These tasks are known to be relatively easy for symbolic regression methods, and frequently admit exact solutions with zero generalization error – making them ideal for detecting potential Baldwinian assimilation.

Table 9 shows, for each benchmark, the number of runs (out of 30) in which perfect innateness was reached at any generation.

Table 9: Number of runs (out of 30) in which LaSER-LR achieved **perfect innateness** (zero MSE and $\alpha = 1, \beta = 0$).

Benchmark	# Runs with Perfect Innateness
Nguyen-1	21/30
Nguyen-2	22/30
Nguyen-3	10/30
Nguyen-4	10/30
Nguyen-5	1/30
Nguyen-6	6/30
Nguyen-7	5/30
Nguyen-8	30/30
Nguyen-9	13/30
Nguyen-10	0/30
Nguyen-11	20/30
Nguyen-12	0/30

These results show that in many cases, the correct behavior does become fully encoded in the evolved symbolic expression, making the learning step superfluous. However, this effect is benchmark-dependent: it is most prevalent on simpler, univariate problems (e.g., Nguyen-1, -2, -8), and largely absent from more complex or multivariate ones (e.g., Nguyen-10, -12).

While a full investigation of the Baldwin Effect would require tracking fitness dynamics of raw versus learned models across generations, this early analysis suggests that LaSER provides a viable platform to study such phenomena. Future work will explore how different learning mechanisms, task types, and semantic architectures impact the emergence of innate solutions.

5 Discussion and Future Work

This work introduced LaSER, a modular framework that decouples the evolution of representations from the downstream learning task. By doing so, LaSER enables greater flexibility in selecting learning algorithms without altering the symbolic search process. On the Nguyen benchmark suite, we showed that LaSER with a simple linear learner (LaSER-LR) performs remarkably well – often outperforming standard GP and other LaSER variants. This replicates and extends the classical linear scaling method proposed by Keijzer, now interpreted as a special case within a broader compositional framework. However, when applied to the more complex Vladislavleva benchmarks, LaSER-LR no longer dominates. Instead, nonlinear learners such as MLP and Gradient Boosting achieve better generalization on several tasks, demonstrating the importance of selecting an appropriate inductive bias for the learning component. We also presented preliminary evidence for a form of the Baldwin Effect within LaSER: in many runs, evolution discovers representations that achieve perfect accuracy without requiring any additional learning, a phenomenon we refer to as “perfect innateness.” Taken together, these findings highlight LaSER’s strength as a flexible and principled framework for integrating symbolic evolution with modern machine learning, while also opening new avenues for analyzing evolutionary learning dynamics.

Despite these promising results, our current evaluation has limitations. First, the majority of our analysis focused on relatively low-dimensional regression benchmarks, particularly the Nguyen suite. While these tasks are widely used and well – understood, they may not fully capture the challenges of real-world symbolic modeling, such as noise, redundancy, or large-scale feature interactions. Second, although LaSER supports arbitrary learning algorithms, we primarily explored standard regressors with minimal hyperparameter tuning. More sophisticated learners (e.g., neural architectures or kernel-based models) could potentially yield even stronger performance, but would require careful integration to preserve interpretability and computational feasibility.

Future work can extend LaSER along several promising axes. One direction is to explore richer model classes as learners, such as symbolic neural networks or sparse kernel machines, to better capture highly nonlinear or discontinuous mappings. Another avenue involves dynamically adapting the learning strategy during evolution – for instance, by evolving or selecting the appropriate learner per individual or generation. Beyond predictive performance, LaSER also opens up new possibilities for studying evolutionary learning dynamics, such as characterizing the conditions under which learned behaviors become internalized over generations. Also, applying LaSER to domains beyond symbolic regression – such as classification task ((e.g., with logistic regression as the learner), program synthesis, control, or scientific discovery [33] – may reveal further benefits of its compositional design.

Beyond the single-vector setting explored in this paper, LaSER naturally extends to richer, population-level semantics. Instead of treating each GP individual as a standalone feature generator, we can view the entire population as producing a matrix of latent representations—one semantic vector per individual. This ensemble-style perspective aligns with the Pittsburgh-style paradigm in evolutionary computation [34]. A separate supervised learner can then be trained to map this matrix of features to the target outputs, enabling more expressive modeling. Depending on the task, this learner can be linear or nonlinear, ranging from kernel methods to deep networks. This variant reframes symbolic regression as a standard supervised learning problem, where the evolved population defines a learned feature space. Such extensions are especially promising for problems involving high-dimensional inputs or complex mappings, where single-vector semantics may be insufficient. We leave the exploration of these directions to future work.

On the theoretical side, LaSER invites deeper analysis of its fitness dynamics and generalization behavior. For example, ablation studies could assess the individual contribution of the learning step, while bias–variance decomposition or PAC-style analysis [35] could help characterize its learning capacity under different conditions.

Together, these directions position LaSER not just as a practical method for symbolic regression, but as a general framework for uniting evolutionary computation with representation learning in a principled and extensible manner.

References

- [1] Yann LeCun, Yoshua Bengio, and Geoffrey Hinton. Deep learning. *nature*, 521(7553):436–444, 2015.
- [2] David E Rumelhart, Geoffrey E Hinton, and Ronald J Williams. Learning representations by back-propagating errors. *nature*, 323(6088):533–536, 1986.
- [3] Yoshua Bengio, Aaron Courville, and Pascal Vincent. Representation learning: A review and new perspectives. *IEEE transactions on pattern analysis and machine intelligence*, 35(8):1798–1828, 2013.
- [4] John R Koza. Genetic programming as a means for programming computers by natural selection. *Statistics and computing*, 4:87–112, 1994.

- [5] Nam Le, Hoai Nguyen Xuan, Anthony Brabazon, and Thuong Pham Thi. Complexity measures in genetic programming learning: A brief review. In *2016 IEEE Congress on Evolutionary Computation (CEC)*, page 2409–2416. IEEE, July 2016.
- [6] Maarten Keijzer. Improving symbolic regression with interval arithmetic and linear scaling. In *European Conference on Genetic Programming*, pages 70–82. Springer, 2003.
- [7] J. Mark Baldwin. A new factor in evolution. *The American Naturalist*, 30(354):441–451, 1896.
- [8] Geoffrey E. Hinton and Steven J. Nowlan. How learning can guide evolution. *Complex Systems*, 1:495–502, 1987.
- [9] Nam Le. Organic selection and social heredity: The. In *The 2019 Conference on Artificial Life, ALIFE 2019*, page 515–522. MIT Press, 2019.
- [10] Justinian P Rosca et al. Generality versus size in genetic programming. *Genetic Programming*, 1996:381–387, 1996.
- [11] Alberto Moraglio, Krzysztof Krawiec, and Colin G Johnson. Geometric semantic genetic programming. In *International Conference on Parallel Problem Solving from Nature*, pages 21–31. Springer, 2012.
- [12] William La Cava, Lee Spector, and Kourosh Danai. Epsilon-lexicase selection for regression. In *Proceedings of the Genetic and Evolutionary Computation Conference 2016*, pages 741–748, 2016.
- [13] Leonardo Vanneschi, Sara Silva, Mauro Castelli, and Luca Manzoni. Geometric semantic genetic programming for real life applications. *Genetic programming theory and practice xi*, pages 191–209, 2014.
- [14] Leonardo Vanneschi, Mauro Castelli, and Sara Silva. A survey of semantic methods in genetic programming. *Genetic Programming and Evolvable Machines*, 15:195–214, 2014.
- [15] Geoffrey E Hinton and Ruslan R Salakhutdinov. Reducing the dimensionality of data with neural networks. *science*, 313(5786):504–507, 2006.
- [16] Ashish Vaswani, Noam Shazeer, Niki Parmar, Jakob Uszkoreit, Llion Jones, Aidan N Gomez, Łukasz Kaiser, and Illia Polosukhin. Attention is all you need. *Advances in neural information processing systems*, 30, 2017.
- [17] Alec Radford, Karthik Narasimhan, Tim Salimans, Ilya Sutskever, et al. Improving language understanding by generative pre-training. 2018.
- [18] Karl Weiss, Taghi M Khoshgoftaar, and DingDing Wang. A survey of transfer learning. *Journal of Big data*, 3:1–40, 2016.
- [19] Geoffrey E. Hinton and Steven J. Nowlan. Adaptive individuals in evolving populations. chapter How Learning Can Guide Evolution, pages 447–454. Addison-Wesley Longman Publishing Co., Inc., Boston, MA, USA, 1986.
- [20] Darrell Whitley, V Scott Gordon, and Keith Mathias. Lamarckian evolution, the baldwin effect and function optimization. In *Parallel Problem Solving from Nature—PPSN III: International Conference on Evolutionary Computation The Third Conference on Parallel Problem Solving from Nature Jerusalem, Israel, October 9–14, 1994 Proceedings 3*, pages 5–15. Springer, 1994.
- [21] Nam Le, Michael O’Neill, and Anthony Brabazon. Adaptive advantage of learning strategies: A study through dynamic landscape. In *Parallel Problem Solving from Nature—PPSN XV: 15th International Conference, Coimbra, Portugal, September 8–12, 2018, Proceedings, Part II 15*, pages 387–398. Springer, 2018.
- [22] Dario Floreano, Peter Dürri, and Claudio Mattiussi. Neuroevolution: from architectures to learning. *Evolutionary intelligence*, 1:47–62, 2008.
- [23] Nam Le. Evolving self-taught neural networks: The baldwin effect and the emergence of intelligence. *CoRR*, abs/1906.08854, 2019.
- [24] David Ackley and Michael Littman. Interactions between learning and evolution. In C. G. Langton, C. Taylor, C. D. Farmer, and Rasmussen S., editors, *Artificial Life II, SFI Studies in the Sciences of Complexity*, volume X, pages 487–509. Addison-Wesley, Reading, MA, USA, 1992.
- [25] Chrisantha Fernando, Jakub Sygnowski, Simon Osindero, Jane Wang, Tom Schaul, Denis Teplyashin, Pablo Sprechmann, Alexander Pritzel, and Andrei Rusu. Meta-learning by the baldwin effect. In *Proceedings of the Genetic and Evolutionary Computation Conference Companion*, pages 1313–1320, 2018.
- [26] T. Nathan Mundhenk, Mikel Landajuela, Ruben Glatt, Claudio P. Santiago, Daniel M. Faissol, and Brenden K. Petersen. Symbolic regression via neural-guided genetic programming population seeding. Red Hook, NY, USA, 2021. Curran Associates Inc.
- [27] Masanori Suganuma, Shinichi Shirakawa, and Tomoharu Nagao. A genetic programming approach to designing convolutional neural network architectures. In *Proceedings of the genetic and evolutionary computation conference*, pages 497–504, 2017.

- [28] Mikel Landajuela, Chak Shing Lee, Jiachen Yang, Ruben Glatt, Claudio Santiago, T. Nathan Mundhenk, Ignacio Aravena, Garrett Mulcahy, and Brenden Petersen. A unified framework for deep symbolic regression. Red Hook, NY, USA, 2022. Curran Associates Inc.
- [29] John R Koza. *Genetic programming: A paradigm for genetically breeding populations of computer programs to solve problems*, volume 34. Stanford University, Department of Computer Science Stanford, CA, 1990.
- [30] Félix-Antoine Fortin, François-Michel De Rainville, Marc-André Gardner Gardner, Marc Parizeau, and Christian Gagné. Deap: Evolutionary algorithms made easy. *The Journal of Machine Learning Research*, 13(1):2171–2175, 2012.
- [31] James McDermott, David R White, Sean Luke, Luca Manzoni, Mauro Castelli, Leonardo Vanneschi, Wojciech Jaskowski, Krzysztof Krawiec, Robin Harper, Kenneth De Jong, et al. Genetic programming needs better benchmarks. In *Proceedings of the 14th annual conference on Genetic and evolutionary computation*, pages 791–798, 2012.
- [32] Ekaterina J Vladislavleva, Guido F Smits, and Dick Den Hertog. Order of nonlinearity as a complexity measure for models generated by symbolic regression via pareto genetic programming. *IEEE Transactions on Evolutionary Computation*, 13(2):333–349, 2008.
- [33] Josh Bongard and Hod Lipson. Automated reverse engineering of nonlinear dynamical systems. *Proceedings of the National Academy of Sciences*, 104(24):9943–9948, 2007.
- [34] Stephen Frederick Smith. *A learning system based on genetic adaptive algorithms*. University of Pittsburgh, 1980.
- [35] Leslie G Valiant. A theory of the learnable. *Communications of the ACM*, 27(11):1134–1142, 1984.