

REMS: a unified solution representation, problem modeling and metaheuristic algorithm design for general combinatorial optimization problems

Aijuan Song, Guohua Wu *Senior Member, IEEE*

Abstract—Combinatorial optimization problems (COPs) with discrete variables and finite search space are critical across numerous fields, and solving them in metaheuristic algorithms is popular. However, addressing a specific COP typically requires developing a tailored and handcrafted algorithm. Even minor adjustments, such as constraint changes, may necessitate algorithm redevelopment. Therefore, establishing a framework for formulating diverse COPs into a unified paradigm and designing reusable metaheuristic algorithms is valuable. A COP can be typically viewed as the process of giving resources to perform specific tasks, subjecting to given constraints. Motivated by this, a resource-centered modeling and solving framework (REMS) is introduced for the first time. We first extract and define resources and tasks from a COP. Subsequently, given predetermined resources, the solution structure is unified as assigning tasks to resources, from which variables, objectives, and constraints can be derived and a problem model is constructed. To solve the modeled COPs, several fundamental operators are designed based on the unified solution structure, including the initial solution, neighborhood structure, destruction and repair, crossover, and ranking. These operators enable the development of various metaheuristic algorithms. Specially, 4 single-point-based algorithms and 1 population-based algorithm are configured herein. Experiments on 10 COPs, covering routing, location, loading, assignment, scheduling, and graph coloring problems, show that REMS can model these COPs within the unified paradigm and effectively solve them with the designed metaheuristic algorithms. Furthermore, REMS is more competitive than GUROBI and SCIP in tackling large-scale instances and complex COPs, and outperforms OR-TOOLS on several challenging COPs.

Index Terms—Combinatorial Optimization Problem, Unified Solution Representation, Problem Modeling, Metaheuristic Algorithm.

I. INTRODUCTION

COMBINATORIAL optimization problems (COPs) with discrete decision variables and finite search spaces are widely encountered and hold significant importance across various fields [1], including logistics, engineering, economy, healthcare, etc.. A COP can be formulated as [2]

$$\begin{aligned} \min & f(\vec{x}) \\ \text{s.t. } & G(\vec{x}) \leq 0, H(\vec{x}) = 0 \end{aligned} \quad (1)$$

where $\vec{x} = \{x_1, \dots, x_n\}$ denotes variables, $x_i \in \Omega_i \subset \mathbb{Z}^n$, $i \in \{1, \dots, n\}$ and Ω_i is a discrete and finite variable

space for x_i . $G(\vec{x}) \leq 0$ and $H(\vec{x}) = 0$ are the inequality and equality constraints, respectively. Put all possible feasible solutions into \mathcal{F} , then solving such a COP is to find a solution $\vec{x}^* \in \mathcal{F}$ to enable $f(\vec{x}^*) \leq f(\vec{x})$, $\forall \vec{x} \in \mathcal{F}$.

In the real world, addressing evolving needs and requirements necessitates adapting variables \vec{x} , objective functions $f(\vec{x})$, as well as constraints $G(\vec{x})$ and $H(\vec{x})$. It gives rise to various classical COPs such as routing [3], [4], location [5], [6], loading [7], assignment [8], scheduling [9], [10], and graph coloring problems [11], along with their variants [12]. They generally belong to NP-hard problems [12].

Researchers have dedicated considerable effort to constructing an appropriate model for a COP under a specific context and designing effective solving algorithms including exact and heuristic methods [13], [14] based on problem-specific characteristics. In addition, expressing a broad range of COPs into a unified formal paradigm and developing algorithms to address them are also critical pursuits [15]–[17], which facilitates the emergence of various generic solvers and related research.

Exact algorithm-based solvers, such as GUROBI, CPLEX, SCIP [18], CLPK, COIN-OR, and CBC, already possess the capability to express various COPs into unified paradigms and solve them without requiring the redesign of algorithms. They generally model every COP into a strictly defined model structure of mixed integer programming. Hereafter, an exact algorithm like a branch and bound method [19] is employed to solve the constructed model. The solvers typically possess good performance in simple and small-scale COPs. Nevertheless, certain challenges persist. First, some problems may lack a well-structured mathematical formulation such as vehicle routing problems [17]. Modeling for such a COP requires advanced expertise. Second, exact algorithm-based solvers are incapable of modeling and addressing COPs involving nonlinear operators, like a^x , $\ln x$, higher-order or trigonometric functions, in their objective functions or constraints. Furthermore, the performance of exact algorithms themselves deteriorates as problem complexity and scale increase.

Heuristic algorithms are typically designed for specific problems, aiming to find reasonable solutions within an acceptable computational burden. They can be broadly categorized into classical heuristic algorithms and metaheuristic algorithms. Classical heuristic algorithms include Greedy Algorithms [20], Clarke-Wright Algorithm [21], and Sweep Algorithms [22], while metaheuristic algorithms encompass Simulated Annealing (SA) [23], Tabu Search (TS) [24], Large

Aijuan Song is with School of Traffic and Transportation Engineering, Central South University, Changsha 410075, China. E-mail: aijuan-song@csu.edu.cn.

Guohua Wu is with School of Automation, Central South University, Changsha 410083, China. E-mail: guohuawu@csu.edu.cn.

Neighborhood Search (LNS) [25], Variable Neighborhood Search (VNS) [26], and Genetic Algorithm (GA) [27]. Metaheuristic algorithms generally possess better global search capabilities compared to classical heuristic methods [28].

When addressing a COP by heuristic algorithms, an overwhelming majority of related research concentrates on developing dedicated algorithms tailored to specific COPs. Even if a minor variation to a COP, such as changes in constraints, can make the original algorithm inefficient or even inappropriate, leading to the requirement of redesigning the algorithm. The process is typically tedious and time-consuming. If general COPs can be expressed within a unified paradigm like exact algorithm-based solvers, it can effectively avoid redesigning the algorithms and enhance their generality and reusability.

Several heuristic algorithm-based solvers have expressed COPs into a unified paradigm and developed general heuristic methods for solving COPs, with Google's CP-SAT in OR-TOOLS [29], Hexaly, and OptaPlanner being notable examples. They model COPs into constraint satisfaction problems [30] by a specific modeling language and employ various algorithms to solve these models. Among them, CP-SAT adopts conflict-driven clause learning [31] to optimize problems, where it integrates several heuristic search strategies, like Feasibility Pump and LNS, to explore the solution space. Hexaly introduces list variables to improve modeling and solving for routing and scheduling problems. It provides heuristic algorithms like local search, population-based methods, and surrogate modeling techniques to optimize problems. OptaPlanner models planning problems by defining problem facts, planning entities, variables, and both soft and hard constraints. It employs a penalty function method to assess solutions and designs metaheuristic methods, such as TS, LNS, and VNS, for solving problems. Notably, certain solvers, like CP-SAT and Hexaly, incorporate the exact algorithms to improve performance. Similarly, some exact algorithm-based solvers, like GUROBI and CPLEX, also integrate heuristic rules to enhance performance.

Additionally, there are some heuristic algorithm-based solvers being tailored for specific types of COPs. For instance, the Routing Solver and Knapsack Solver in OR-Tools specialize in vehicle routing and knapsack problems, respectively, each providing tailored modeling and heuristic methods based on their specific problem knowledge. Furthermore, certain researchers have devoted themselves to designing general and effective heuristic algorithms for one particular type of COPs [15], [32]–[35].

However, despite these efforts, the research on problem representation and general heuristic algorithms remains limited, particularly regarding metaheuristic algorithms, as seen in [17]. Moreover, the relative research still encounters challenges. For example, due to the limitations of modeling and solving methods, some heuristic algorithm-based solvers struggle to effectively model and solve for the highly nonlinear objectives and constraints, such as high-order polynomials, non-convex, logarithmic, exponential, and power functions.

We find that COPs typically can be viewed as the process that gives resources to performing certain tasks. With this point of view, COPs can be uniformly described as how to appropri-

ately arrange the tasks for the resources subjecting to necessary constraints. Inspired by this, we propose a resource-centered modeling and solving framework (REMS). This framework expresses general COPs within a unified paradigm, facilitating the development of diverse operators, which further enables the configuration of metaheuristic algorithms to address COPs modeled within this paradigm. REMS enriches the research about problem representation and provides guidance for the design of general metaheuristic methods.

The main contribution of the paper is as follows.

- A resource-centered problem representation paradigm for general COPs is introduced for the first time. The paradigm unifies the solution structure by assigning tasks to resources within a predetermined resource set. Based on the unified structure, variables, objective functions, and constraints can be defined, enabling the representation of diverse COPs in a unified form. Furthermore, several frequently used objective functions and constraints are identified by further extracting the general knowledge of COPs.
- Several operators and metaheuristic algorithms are developed to solve COPs modeled in REMS. Based on the unified solution structure, several fundamental operators are designed for constructing various metaheuristic algorithms. An initial solution is constructed by incrementally inserting feasible tasks into resources. The optimization operators, including neighbor structure, destroy, repair, and crossover, are designed to search the solution space. Meanwhile, a ranking method for feasible and infeasible solutions is employed. In particular, these operators are integrated into single-point-based and population-based algorithm frameworks, resulting in algorithms such as SA, LNS, VNS, TS, and GA.
- Experiments conducted on 10 COPs show that REMS can model and solve various COPs, and exhibits competitive performance in handling large-scale instances and complex problems than GUROBI, SCIP, and OR-TOOLS. 10 COPs from routing, location, assignment, packing, scheduling, and graph coloring problems are employed for the experimental study. The extensive experiment results reveal that REMS can effectively model and solve these problems. REMS outperforms GUROBI and SCIP when solving some large-scale instances and complex problems, and surpasses OR-TOOLS in addressing several problems with complex objectives and constraints. Notably, REMS is a generic framework for solving various COPs. With REMS, we only need to pay attention to problem modeling. Once the problem is modeled with the resource-centered paradigm, satisfactory optimization results can be obtained by the configured metaheuristics.

The remains are arranged as follows. Section II details our proposed problem representation paradigm including motivation, framework, and key model elements. Section III describes the design of operators and metaheuristic algorithms. In Section IV, we execute the experimental study on REMS, GUROBI, SCIP, and OR-TOOLS to manifest the competitiveness of our proposal. Section V concludes the paper and points

out future direction.

II. RESOURCE-CENTERED PROBLEM REPRESENTATION METHOD FOR COMBINATORIAL OPTIMIZATION

A. Motivation

COPs can be grouped into various categories, with each category featuring different variables, objectives, and constraints. Regardless of the diversity, some common characteristics can be observed and extracted. We find that a COP can be typically viewed as the process of giving resources to perform specific tasks. Accordingly, the core decision, independent of objectives and constraints, can be generally regarded as selecting discrete tasks from one finite task set and assigning them to discrete resources from another finite resource set. For instance, the routing problem needs to assign arcs or points to available vehicles. In the bin packing problem, items are assigned to bins. Job shop scheduling involves assigning jobs to machines, while school timetable scheduling may need to assign courses to teachers. The graph coloring problem aims at assigning colors to nodes. Accordingly, we can extract two key concepts from COPs.

- *Task*: Any assignable object can be called a task, such as arcs or points, items, jobs, courses, and colors in the examples mentioned above.
- *Resource*: A resource is the object to which tasks are assigned. The vehicles, bins, machines, teachers, and nodes can be regarded as resources in terms of the above examples.

Note that there is no clear boundary between resources and tasks for a specific COP, which depends on which type of objects need to be assigned and which type of objects they should be assigned to. For example, concerning a graph coloring problem, if we plan to assign colors to nodes, then the colors are assignable objects and are deemed tasks. And the nodes are objects that the tasks should be assigned to and are regarded as resources. Conversely, if we plan to assign nodes to colors, then nodes can be considered tasks, while colors serve as resources.

Furthermore, when assigning tasks to resources, the tasks should be executed in a specific order in some cases, while in others the execution order does not need to be noticed. Therefore, we assume that each resource has one or more positions to accommodate tasks with one position dedicated to one task, which can either be ordered or unordered. For example, in COPs such as routing, job shop scheduling, and school timetabling scheduling, tasks must be assigned to resources in a specific sequence to ensure chronological execution. In these cases, the resource positions are ordered and carry particular meanings, such as time slots. In contrast, in problems like bin packing and graph coloring, the order of tasks on each resource is unnecessary. The tasks simply need to be assigned to resources, and the positions are unordered.

Referring to the analysis above, solving such a COP is reduced to make the best decision on assigning which task to which resource in which positions to realize a specific objective within given constraints. If the resources are pre-determined and fixed, the solution structure can be commonly

represented as determining the assigned task to a resource position for the COP. Consequently, by extracting and defining the resources and tasks from a COP, a unified solution structure can be obtained. Based on the unified solution structure, the problem can be further expressed by defining variables, objectives, and constraints to describe the assignment relationship between resources and tasks.

B. Modeling Framework and Modeling Elements

With loss of generality, COPs considered in this paper are assumed to have the following characteristics.

- The resources and tasks are discrete and finite.
- The resources and tasks are predefined and remain unchanged.

The modeling framework is displayed in Fig. 1, where we first extract and define resources and tasks for a COP, organizing them into sets R and T , respectively. Under pre-determined resources, the solution structure is consistently represented as assigning tasks to the positions of resources. Within this structure, resources remain fixed, while the tasks from T are arranged to each resource in R . We employ $S = \{S_1, \dots, S_m\}$ to denote the solution structure and m is the number of resources. Among them, $S_i = \{s_{i,1}, s_{i,2}, \dots\}$ is the task set assigned to the i th resource and $s_{i,k}$ indicates the task located in the k th position of the i th resource, $s_{i,k} \in T$.

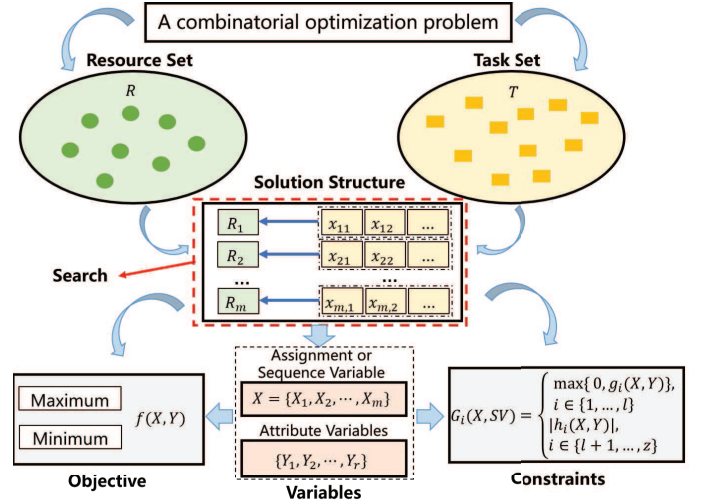


Fig. 1. Modeling framework of REMS.

Based on the unified solution structure, we model various COPs into a unified framework by defining variables, objectives, and constraints. Within them, the variables serve to capture the specific attributes or aspects of the solution structure, including assignment or sequence variable X and attribute variables Y . X possesses the same form as the solution structure, explicitly representing the specific tasks assigned to resource positions. When the positions of resources are unordered, the variable serves as an assignment variable, as in the bin packing and graph coloring problems. As the resource positions are ordered, X also reflects the execution sequence of tasks. In this case, it can be regarded as a sequence

variable, as seen in timetable scheduling and vehicle routing problems. The attribute variable Y can capture other specific attributes or aspects of the solution structure, such as the start and end times for tasks at resource positions.

The objective f defines the desired outcome of a COP, expressed as the maximization or minimization of a particular performance metric. The constraint G represents limitations or requirements between resources and tasks. Specifically, constraints ensure the matching feasibility between resources and tasks, such as capacity limitation of resources. The objective and constraints can be calculated by the variables X and Y .

Hereafter, the key modeling elements will be introduced in detail.

1) *Resource and Task*: Assume that we can extract m resources and n tasks from a COP, the resource set R can be represented as

$$R = \{R_1, R_2, \dots, R_m\}, \quad (2)$$

and the task set T can be denoted as

$$T = \{T_1, T_2, \dots, T_n\}, \quad (3)$$

Each resource or task is associated with a unique index that distinguishes it from other resources or tasks. Additionally, both resource and task sets may possess one or more attributes, with each resource or task linked with a specific attribute value.

Suppose R has p attributes, then the index and attribute values of R_i can be expressed as

$$(d_i^R, A_{i,1}^R, \dots, A_{i,p}^R), \quad i \in \mathcal{I} = \{1, \dots, m\}, \quad (4)$$

where $d_i^R \in \mathbb{N}$ is the index of R_i and $A_{i,k}^R, k \in \{1, \dots, p\}$ is the k th attribute value of R_i .

Likewise, the index and attribute values of T_j with q attributes can be denoted as

$$(d_j^T, A_{j,1}^T, \dots, A_{j,q}^T), \quad j \in \mathcal{J} = \{1, \dots, n\}, \quad (5)$$

where $d_j^T \in \mathbb{N}$ is the index of T_j and $A_{j,k}^T, k \in \{1, \dots, q\}$ is the k th attribute value of T_j . We put all indexes of resources and tasks into sets collection $D^R = \{d_1^R, \dots, d_m^R\}$ and $D^T = \{d_1^T, \dots, d_n^T\}$, respectively.

Take a vehicle routing problem (VRP) with m vehicles and n customers as an example, vehicles are treated as resources and customers as tasks, which are respectively put into sets R and T . Accordingly, they can be indexed as $D^R = \{1, \dots, m\}$ and $D^T = \{1, \dots, n\}$. The capacity, maximum transportation distance, fixed cost, and depart depot can be regarded as the attributes of R . The attributes of T may include the demand, service duration, as well as earliest and latest allowed service time.

2) *Variables*: Derived from the unified solution structure, the assignment or sequence variable can be expressed as

$$X = \{X_1, X_2, \dots, X_m\}, \quad (6)$$

where $X_i = \{x_{i,1}, x_{i,2}, \dots, x_{i,n_i}\}$, $i \in \mathcal{I}$ denotes the task subset assigned to resource R_i . n_i signifies the number of available positions for R_i . $x_{i,k}, i \in \mathcal{I}, k \in \mathcal{K}_i = \{1, \dots, n_i\}$ represents the task assigned to the k th position of R_i . Since

the index can distinguish different tasks, $x_{i,k} \in D^T$. When the positions of R_i are ordered, X_i is an unordered set and can be viewed as an assignment variable; otherwise, X_i is an ordered sequence and regarded as a sequence variable. X is consistent with the solution structure and serves as the core decision variable in a COP. Therefore, it is essential to define X for any COP modeled in REMS and the solution structure can be derived from X when solving a COP.

The attribute variables reflect other specific attributes of the solution structure. For example, when the decision variable is a permutation, time-related variables, such as the start and end serve times for tasks at specific resource positions, may need to be optimized. Given that each task has a specific demand, the amount for a task provided by a resource should be determined. For convenience, we first convert the variable X into a binary matrix Y^C and regard it as an attribute variable, where $y_{i,j,k}^C, i \in \mathcal{I}, j \in \mathcal{J}, k \in \mathcal{K}_i$ denotes whether T_j is assigned to the k th position of R_i and can be obtained by

$$y_{i,j,k}^C = \begin{cases} 1, & \text{if } x_{i,k} = d_j^T \\ 0, & \text{otherwise} \end{cases}, \quad (7)$$

Accordingly, for the above-mentioned VRP, we use $t_{j,j'}, j, j' \in \{0, \dots, n\}$ to represent the travel time from j to j' , where 0 is the index of the depot and $\{1, \dots, n\}$ corresponds to the index of tasks. An attribute variable Y^S is employed to represent the start serve times, where $y_{i,j,k}^S, i \in \mathcal{I}, j \in \mathcal{J}, k \in \mathcal{K}_i$ denotes the start serve time for T_j in the k th position of R_i and can be calculated by

$$y_{i,j,k}^S = \begin{cases} t_{0,j} y_{i,j,k}^C, & k = 1 \\ \sum_{j' \in \mathcal{J}} (y_{i,j',k-1}^S + t_{j',j}) y_{i,j,k}^C, & k > 1 \end{cases}, \quad (8)$$

As task T_j has a serve duration s_j , the end serve time $y_{i,k}^E$ for T_j located in the k th position of R_i can be calculated by

$$y_{i,j,k}^E = (y_{i,j,k}^S + s_j) y_{i,j,k}^C, \quad i \in \mathcal{I}, k \in \mathcal{K}_i. \quad (9)$$

When task T_j has a demand of q_j , we use another attribute variable $y_{i,j,k}^Q, i \in \mathcal{I}, k \in \mathcal{K}_i$ to indicate the provided amount of T_j in the k th position of R_i . It can be calculated as

$$y_{i,j,k}^Q = q_j y_{i,j,k}^C, \quad i \in \mathcal{I}, k \in \mathcal{K}_i. \quad (10)$$

As seen in (8)-(10), the attribute variables reflect other aspects of the solution structure and can be expressed as a function of X . When we define r attribute variables for a COP, then the i th attribute variable can be denoted as

$$Y_i = \psi_i(X), \quad i \in \{1, \dots, r\}. \quad (11)$$

3) *Objectives*: The objective function varies with the problem type and specific requirements. Some frequently occurring objective functions in COPs include minimizing the total cost, maximizing the profit, minimizing the makespan, etc..

For example, given that assigning T_j to the k th position of R_i will have a cost $c_{i,j,k}$, the objective of minimizing the total cost can be

$$\min \sum_{k \in \mathcal{K}_i} \sum_{j \in \mathcal{J}} \sum_{i \in \mathcal{I}} c_{i,j,k} y_{i,j,k}^C \quad (12)$$

Additionally, assume that putting task T_j to the k th position of resource R_i will generate profit $p_{i,j,k}$, then maximizing the profit can be represented as

$$\max \sum_{i \in \mathcal{I}} \sum_{j \in \mathcal{J}} \sum_{k \in \mathcal{K}_i} (p_{i,j,k} - c_{i,j,k}) y_{i,j,k}^C \quad (13)$$

For minimizing the makespan, we take the above-mentioned VRP as an example. As such, the objective can be denoted as

$$\min \left\{ \max_{i \in \mathcal{I}, j \in \mathcal{J}, k \in \mathcal{K}_i} y_{i,j,k}^E \right\} \quad (14)$$

Overall, as shown in the examples of (12)-(14), the objective functions can be calculated by variables X and Y , i.e.,

$$\min \text{ or } \max f(X, Y) \quad (15)$$

4) *Constraints*: The constraints reflect limitations imposed by resources and tasks, encompassing logical relationships, the value ranges of variables, resource capacities, the requirement of tasks on time, space, etc.. Hereafter, some common constraints are expressed.

Firstly, there is a class of constraints that pertain to resources, focusing on their capacities, availability, or limitations. For example, the constraint imposes a limit on the number of tasks assigned to each resource and can be denoted as:

$$\sum_{k \in \mathcal{K}_i} \sum_{j \in \mathcal{J}} y_{i,j,k}^C (\leq, \geq \text{ or } =) n_i^R, \quad i \in \mathcal{I}, \quad (16)$$

where n_i^R is the threshold value for the number of tasks assigned to R_i . The constraint in (16) ensures that the number of tasks assigned to R_i is no more than, no less than, or equal to n_i^R , respectively.

Moreover, if the capacity for resource R_i is Q_i and the demand for task T_j is q_j , the capacity constraint of resources can be defined as

$$\sum_{k \in \mathcal{K}_i} \sum_{j \in \mathcal{J}} q_j y_{i,j,k}^C \leq Q_i, \quad i \in \mathcal{I}. \quad (17)$$

Furthermore, the constraints presented in (16) and (17) can be unified as

$$\sum_{k \in \mathcal{K}_i} \sum_{j \in \mathcal{J}} \rho_{i,j,k}^R y_{i,j,k}^C (\leq, \geq \text{ or } =) \theta_i^R, \quad i \in \mathcal{I}, \quad (18)$$

where θ_i^R is a threshold value. When $\rho_{i,j,k}^R = 1$ and $\theta_i^R = n_i^R$, the constraint can be converted to (16) and when $\rho_{i,j,k}^R = q_j$, $i \in \mathcal{I}$, $k \in \mathcal{K}_i$ and $\theta_i^R = Q_i$, it becomes constraint (17).

Additionally, some constraints focus on task limitations. For instance, the constraint specifying that task T_j must be executed no more than, no less than, or exactly n_j^T times on all resources R can be denoted as

$$\sum_{i \in \mathcal{I}} \sum_{k \in \mathcal{K}_i} y_{i,j,k}^C (\leq, \geq \text{ or } =) n_j^T, \quad j \in \mathcal{J}, \quad (19)$$

The constraints like (19) can further unified as:

$$\sum_{k \in \mathcal{K}_i} \sum_{i \in \mathcal{I}} \rho_{i,j,k}^T y_{i,j,k}^C (\leq, \geq \text{ or } =) \theta_j^T, \quad j \in \mathcal{J}, \quad (20)$$

where θ_j^T indicates the threshold value. When $\theta_j^T = n_j^T$ and $\rho_{i,j,k}^T = 1$, it can be constraint (19).

When it comes to the logical relationship between tasks, it may be necessary to specify whether tasks T_j and $T_{j'}$ must

be executed on the same resource or on different resources. This can be expressed as

$$\sum_{k \in \mathcal{K}_i} y_{i,j',k}^C = 0 \text{ or } 1, \text{ if } \sum_{k \in \mathcal{K}_i} y_{i,j,k}^C = 1, j \neq j' \in \mathcal{J}, i \in \mathcal{I}, \quad (21)$$

Some COPs impose constraints on the order of task execution. If task $T_{j'}$ must be arranged before T_j , then it can be denoted as:

$$\sum_{k' \in \{1, \dots, k-1\}} y_{i,j',k'}^C = 1, \text{ if } x_{i,k} = d_{j'}^T, i \in \mathcal{I}, \quad j \neq j' \in \mathcal{J}, k \in \mathcal{K}_i, \quad (22)$$

A class of constraints further articulates the relationships between resources and tasks. For example, the constraint that task T_j needs to be no more than, no less than, or executed exactly $n_{i,j}^T$ on resource R_i can be

$$\sum_{k \in \mathcal{K}_i} y_{i,j,k}^C (\leq, \geq \text{ or } =) n_{i,j}^T, \quad i \in \mathcal{I}, j \in \mathcal{J}, \quad (23)$$

The constraints such as (23) can be further unified as

$$\sum_{k \in \mathcal{K}_i} \rho_{i,j,k} y_{i,j,k}^C (\leq, \geq \text{ or } =) \theta_{i,j}, \quad i \in \mathcal{I}, j \in \mathcal{J}, \quad (24)$$

where $\theta_{i,j}$ is the threshold value and $\rho_{i,j,k}$ denotes the coefficient matrix. If the $\theta_{i,j} = n_{i,j}^T$ and $\rho_{i,j,k} = 1$, (24) can be converted into (23).

Similar to the objective function, constraints can also be expressed in terms of variables X and Y , as in (16)-(24). When these constraints are categorized into equality and inequality constraints, they can be denoted as (25).

$$\begin{cases} g_i(X, Y) \leq 0, & i \in \{1, \dots, l\} \\ h_i(X, Y) = 0, & i \in \{l+1, \dots, z\} \end{cases}, \quad (25)$$

where $g(X, Y)$ and $h(X, Y)$ denote the inequality and equality constraints, respectively.

To evaluate the constraint for a solution, the i th constraint value can be calculated as

$$G_i(X, Y) = \begin{cases} \max\{0, g_i(X, Y)\}, & i \in \{1, \dots, l\} \\ |h_i(X, Y)|, & i \in \{l+1, \dots, z\} \end{cases}, \quad (26)$$

Overall, under the requirement that resources and tasks remain discrete and unchanged, we propose a unified solution structure for a general COP. The assignment or sequence variable is expressed in a standardized form, as seen in (6). Nevertheless, the attribute variables can be freely defined with no type and structure requirement, as long as they can be obtained from X . Furthermore, we impose no specific requirements on the form of the objective and constraint functions as well. Instead, we only require that these functions provide a quantifiable value for evaluating a solution.

III. DESIGN OF METAHEURISTIC ALGORITHMS

Solving a COP requires determining the best assignment for the variable defined in (6) and (11) to achieve the objective in (15) adhering to the constraints outlined in (26). Metaheuristic algorithms typically begin with one or more initial solutions, then iteratively generate new solutions and explore solution space by neighborhood perturbation, crossover, destroy and repair, or other operators. In each iteration, the best-so-far

solution and current solutions are accordingly updated based on ranking and selection strategies. The section will design various fundamental operators in terms of the features of metaheuristics and the characteristics of the COPs modeled in Section II, thereby facilitating the design of metaheuristic algorithms including the single-point-based and population-based algorithms.

A. Solution Structure

As illustrated in Fig. 1, we only need to search the solution structure during the process of optimization, which is automatically defined according to the assignment or sequence variable X . The solution structure is further illustrated in Fig. 2. We refer to assigning a task to a specific position within a resource as a unit assignment. All unit assignments for a resource form a sub-assignment. The sub-assignments for all resources constitute a solution. Corresponding to the assignment or sequence variable, as X_i is a sequence variable and the positions of R_i are ordered, the sub-assignment of R_i is an ordered sequence. When X_i is an assignment variable, the sub-assignment is an unordered set.

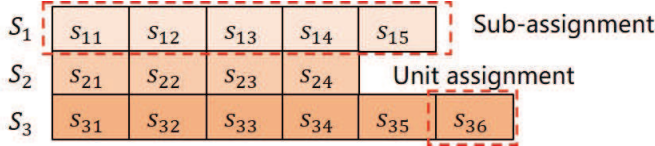


Fig. 2. Solution structure.

B. Initial Solution

An initial solution is generated by a constructive heuristic method, where unit assignments are determined incrementally starting from an empty solution. To ensure feasibility, each unit assignment should be inserted into the solution without violating constraints until no further feasible unit assignments can be inserted. Determining the feasible unit assignment, i.e., feasible resources, tasks, and positions, in each step is the core of constructing an initial solution. To avoid searching the infeasible unit assignments, we preliminarily determine the feasible unit assignment using some common constraints information presented in Section II-B4. Determining a feasible unit assignment for a current solution is displayed in Fig. 3.

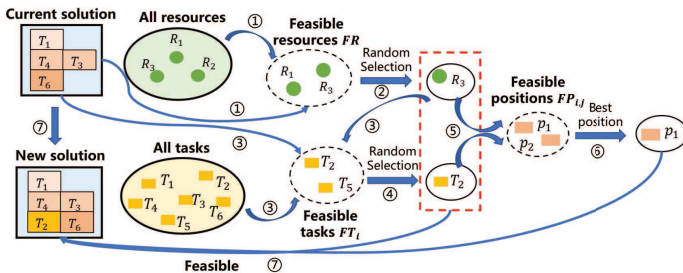


Fig. 3. Determine a feasible unit assignment for a current solution.

Firstly, a feasible resource set FR is identified from the current solution according to the constraints in (18). Following this, a resource R_i is randomly selected from FR . Subsequently, in terms of the constraints in (20), (21), and (24), we determine the feasible task set FT_i for R_i . A task T_j is then randomly selected from FT_i . When S_i is an unordered set, the insertable position is $A = \{|S_i| + 1\}$. Conversely, if S_i is an ordered sequence, the insertable position is $A = \{1, \dots, |S_i| + 1\}$. Based on constraints in (22), the feasible positions $FP_{i,j} \subseteq A$ are further determined. Subsequently, the best position p_k , that enables the best solution among $FP_{i,j}$, is selected. If the unit assignment of assigning T_j to position p_k of R_i enables an equal or better solution, then the current solution is updated by inserting the unit assignment.

Algorithm 1 outlines the process for determining a unit assignment for the current solution S . Before generating an initial solution, infeasible resource set inR and infeasible task sets $inT_i, i \in \mathcal{I}$ are initially empty. Lines 1-2 select a resource R_i from FR and lines 3-4 randomly select a task T_j from FT_i . Lines 5 assign T_j to the best position of R_i , thereby forming S_{candi} . In lines 6-13, if S_{candi} is no worse than S , then the new unit assignment is accepted. Otherwise, the new unit assignment will be rejected. Accordingly, inR and $inT_i, i \in \mathcal{I}$ should be updated.

Algorithm 1: Function *FeasibleAssignment()*

Input: Problem model, current solution S , inR , and $inT_i, i \in \mathcal{I}$.

Output: S_{new} , inR , and $inT_i, i \in \mathcal{I}$.

- 1 Identify FR for S and $FR \leftarrow FR \setminus inR$;
 - 2 Randomly select a resource R_i from FR ;
 - 3 Determine FT_i and $FT_i \leftarrow FT_i \setminus inT_i$;
 - 4 Randomly select a task T_j from FT_i ;
 - 5 Insert the T_j into the best position of R_i for S and form S_{candi} ;
 - 6 **if** S_{candi} is no worse than S **then**
 - 7 $S_{new} \leftarrow S_{candi}$;
 - 8 **if** S_i is an ordered sequence **then**
 - 9 $inT_i \leftarrow \emptyset$;
 - 10 **else**
 - 11 $S_{new} \leftarrow S$, and $inT_i \leftarrow inT_i \cup T_j$;
 - 12 **if** $T \setminus inT_i = \emptyset$ **then**
 - 13 $inR \leftarrow inR \cup R_i$;
-

In terms of Algorithm 1, Algorithm 2 displays the procedure for generating an initial solution. Line 1 initializes the solution as an empty set. Subsequently, in lines 2-4, tasks are iteratively assigned to available positions on resources until no feasible unit assignments can be inserted.

C. Neighborhood Structure

The neighborhood structure is utilized to perturb the current solution, which is widely used for neighborhood-based algorithms such as VNS, SA, and TS. To efficiently solve diverse COPs, the designed neighborhood structures must

Algorithm 2: Function InitialSolution()**Input:** Problem model.**Output:** Initial solution S .

- 1 Initialize $S_i \leftarrow \emptyset, i \in \mathcal{I}$, $inR \leftarrow \emptyset$, and $inT_i \leftarrow \emptyset, i \in \mathcal{I}$;
- 2 **while** $R \setminus inR \neq \emptyset$ **do**
- 3 $[S, inR, inT_i, i \in \mathcal{I}] \leftarrow \text{FeasibleAssignment}()$;

accommodate the specific characteristics of different COPs. We propose the following six types of neighborhood structures based on the unified solution structure.

- *Swap*: It selects two sets of tasks, each containing 1-2 consecutive tasks from either the same resource or two different resources, and swaps them.
- *Shift*: It first selects a set of tasks from a resource and then shifts it to other positions within the same resource or to different resources. To promote a diverse neighborhood structure, when shifting within the same resource, the selected task set contains 1-2 consecutive tasks. When shifting across different resources, the selected task set may consist of either 1-2 consecutive tasks or all tasks from the resource.
- *Remove*: This operation selects a task and removes it from the current solution.
- *Insert*: It selects a task that is not currently presented in the solution and inserts it into another feasible position.
- *Remove and insert*: It involves selecting a set with 1-2 consecutive tasks to remove. Subsequently, other feasible tasks that do not exist in the current solution are inserted.
- *Reverse*: It selects a set of tasks within a resource or across two resources, and reverses the order of these tasks. The reversed tasks are then inserted according to their new order.

Among these neighborhood structures, the insert operation should be performed without increasing any constraint value to ensure the feasibility of a neighborhood solution.

It should be noted that some neighborhood structures may be useless or inefficient for a specific COP. For example, when X is an assignment variable, the neighborhood structures that perform within the same resource are useless. Therefore, to enable better utilization of neighborhood structures, an adaptive selection strategy for neighborhood structures is employed.

In the selection strategy, the selection probability for the i th neighborhood structure can be denoted as $p_i, i \in \{1, \dots, ns\}$, where ns is the number of neighborhood structures. p_i changes with the success times sc_i and selected times st_i during a specific consecutive iteration. At the beginning of optimization, $p_i = 1, sc_i, st_i = 0, i \in \{1, \dots, ns\}$. During the optimization, p_i will be updated by

$$p_i = sc_i / st_i, i \in \{1, \dots, ns\}. \quad (27)$$

Algorithm 3 displays the pseudocode for generating a neighborhood solution S_{neighbor} of the current solution S . We first select a neighborhood structure to generate a neighborhood solution according to the roulette selection for $p_i, i \in \{1, \dots, ns\}$. As presented in lines 1-2, when $p_i = 0, \forall i \in$

$\{1, \dots, ns\}$, they should be reinitialized to 1. In lines 5-7, sc_i and st_i should be updated after using a neighborhood structure. When the total selected times for all neighborhood structures are equal to a set iteration MaxIter1 in line 10, p_i will be updated by (27).

Algorithm 3: Function NeighborhoodSolution()**Input:** Problem model, $S, p_i, sc_i, st_i, \forall i \in \{1, \dots, ns\}$.**Output:** $S_{\text{neighbor}}, p_i, sc_i, st_i, \forall i \in \{1, \dots, ns\}$.

- 1 **if** $p_i = 0, \forall i \in \{1, \dots, ns\}$ **then**
- 2 $p_i \leftarrow 1, i \in \{1, \dots, ns\}$;
- 3 Select a neighborhood structure i by the roulette selection of $p_i, i \in \{1, \dots, ns\}$;
- 4 Generate a neighborhood solution S_{neighbor} of S by the i th neighborhood structure;
- 5 $st_i \leftarrow st_i + 1$;
- 6 **if** S_{neighbor} is better than S **then**
- 7 $sc_i \leftarrow sc_i + 1$;
- 8 **while** $\sum_{i \in \{1, \dots, ns\}} st_i = \text{MaxIter1}$ **do**
- 9 Update P by (27);
- 10 $st_i, sc_i \leftarrow 0, i \in \{1, \dots, ns\}$;

D. Destroy-and-Repair Operators

The destroy operator randomly selects a subset of nd tasks from the current solution S and removes them, forming a destroy solution S_{destroy} . Subsequently, the repair operator is applied to iteratively reinsert feasible tasks into the best positions of S_{destroy} , forming a repair solution S_{repair} . The destroy-and-repair procedure is outlined in Algorithm 4, where the process of generating a repair solution is similar to that in Algorithm 2, with the current solution being treated as S_{destroy} .

Algorithm 4: Function DestroyRepair()**Input:** Problem model, S .**Output:** S_{destroy} .

- 1 Randomly remove nd tasks from S , the resulting solution is recorded as S_{destroy} ;
- 2 $S_{\text{repair}} \leftarrow S_{\text{destroy}}, inR \leftarrow \emptyset$, and $inT_i \leftarrow \emptyset, i \in \mathcal{I}$;
- 3 **while** $R \setminus inR \neq \emptyset$ **do**
- 4 $[S_{\text{repair}}, inR, inT_i, i \in \mathcal{I}] \leftarrow \text{FeasibleAssignment}()$;

E. Crossover Operator

We design a single-point crossover for COPs with a single resource and a two-point crossover for those with multiple resources. As presented in Fig. 4, the single-point crossover randomly selects a crossover point for Parents 1 and 2. The offspring inherits the unit assignments from Parent 1 before the crossover point. The tasks from Parent 2 after the crossover point are added sequentially, ensuring that no constraints are

violated. If the offspring can be further improved by task insertion, the repair operation outlined in Algorithm 4 is applied to refine the solution.

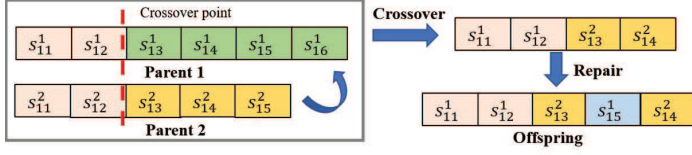


Fig. 4. Single-point crossover for COPs with a single resource.

Fig. 5 illustrates the process of generating offspring by a two-point crossover. Two crossover points are randomly selected from Parents 1 and 2. The offspring inherits the sub-assignments outside the two crossover points from Parent 1. The sub-assignments between the two points are inherited from Parent 2, where each unit assignment is added to the offspring without violating any constraints. Similar to the single-point crossover, the repair operation is employed to further insert feasible unit assignments to ensure the feasibility of offspring.

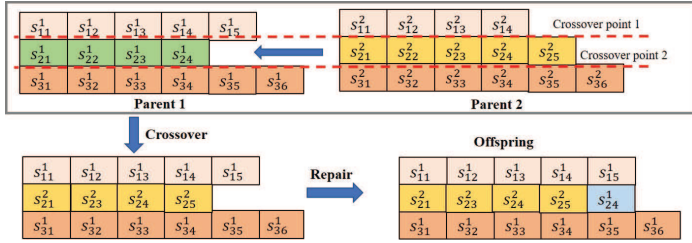


Fig. 5. Two-point crossover for COPs with multiple resources.

Algorithm 5 presents the procedure of the crossover operation for a population *pop*. Each individual in *pop* is sequentially selected as Parent 1, while Parent 2 is chosen from *pop* \ Parent1 using a 2-tournament selection strategy. After generating the offspring for all individuals in *pop* based on crossover rate α , *offspring* will be output.

Algorithm 5: Function *CrossoverOperation()*

Input: Problem model, *pop*.

Output: *offspring*.

```

1 for  $pop_i = pop$  do
2   Parent1  $\leftarrow pop_i$ , and  $offspring_i \leftarrow$  Parent1;
3   if  $\text{rand} < \alpha$  then
4     Parent2 is selected from  $pop \setminus \text{Parent1}$  by the
       2-tournament selection;
5     if  $n = 1$  then
6       Generate  $offspring_i$  by the single-point
         crossover;
7     else
8       Generate  $offspring_i$  by the two-point
         crossover;

```

F. Assess and Ranking

Despite efforts to obtain feasible solutions during the iterative process, the diverse attributes of a COP and the limitations of operators may still lead to infeasible solutions. Considering this, taking a COP with a minimum objective as an example, we propose the following rules to compare two solutions S and S' , where X, Y and X', Y' are the variables of S and S' , respectively.

- If S is a feasible solution and S' is an infeasible solution, then S is considered better than S' .
- As both S and S' are feasible solutions, we compare them in terms of the objective function values. If $f(X, Y) < f(X', Y')$, then S is better than S' .
- When both S and S' are infeasible solutions, their quality is assessed by first comparing the constraints and then the objective function values. To evaluate the constraints, a fast non-dominated sorting strategy is employed. If

$$\begin{aligned} G_i(X, Y) &< G_i(X', Y'), \exists i \in \{1, \dots, z\} \text{ and} \\ G_i(X, Y) &\leq G_i(X', Y'), \forall i \in \{1, \dots, z\}, \end{aligned} \quad (28)$$

we consider S dominating S' , indicating S to be better than S' . Otherwise, we consider them to have a non-dominated relationship, meaning they are equivalent in terms of constraints. In this case, the quality of the two solutions cannot be determined by constraints alone, prompting a further comparison of their objective function values. For objective functions, if $f(X, Y) < f(X', Y')$, then S is better than S' .

Based on the above comparison rules, we propose a hierarchical ranking method to rank multiple solutions. As illustrated in Fig. 6, firstly, feasible solutions always receive better ranking values than infeasible solutions. Within the feasible solutions, the ranking values are further refined based on their objective function values, with better objective function values receiving better rankings. The infeasible solutions will be layered in terms of the number of other solutions they dominate, where a solution with a better ranking value can dominate a greater number of other solutions. Within the same constraint level, the solutions are further ranked based on their objective function values.

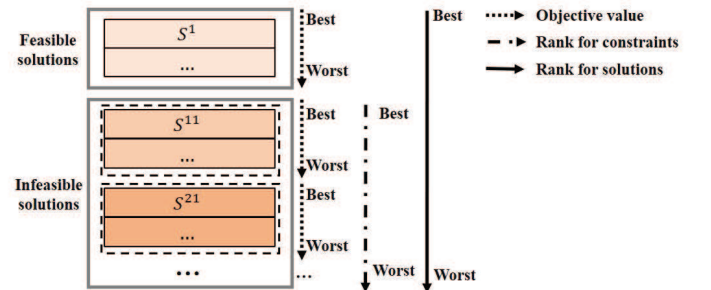


Fig. 6. A hierarchical ranking method for multiple solutions.

G. Framework of Metaheuristic Algorithms

Based on the aforementioned operators, various metaheuristic algorithms can be constructed. Herein, we develop two

metaheuristics frameworks, i.e., a single-point-based framework and a population-based (genetic algorithm) framework.

The pseudocode for the single-point search metaheuristic framework is provided in Algorithm 6.

Algorithm 6: Main Procedure of Single-point-based Metaheuristic Framework

Input: Problem model.
Output: Best-so-far solution S_{best} .

```

1  $S_{\text{initial}} \leftarrow \text{InitialSolution}();$ 
2 Initialize  $N\text{Iter} \leftarrow 0$ ,  $\text{Iter} \leftarrow 0$ , and other parameters;
3 Initialize current solution  $S \leftarrow S_{\text{initial}}$  and  $S_{\text{best}} \leftarrow S_{\text{initial}};$ 
4 while termination condition is not satisfied do
5   New solution set  $C \leftarrow \emptyset;$ 
6   while  $|C| < N$  do
7     Generate a new solution  $S_{\text{new}};$ 
8     if  $S_{\text{new}} \neq \emptyset$  then
9        $C \leftarrow C \cup S_{\text{new}};$ 
10  Select the best solution  $S_{\text{subopt}}$  from  $C;$ 
11  if  $S_{\text{subopt}}$  is better than  $S_{\text{best}}$  then
12     $S_{\text{best}} \leftarrow S_{\text{subopt}}$  and  $N\text{Iter} \leftarrow 0;$ 
13  else
14     $N\text{Iter} \leftarrow N\text{Iter} + 1$ 
15   $\text{Iter} \leftarrow \text{Iter} + J;$ 
16  Accept  $S_{\text{subopt}}$  as the current solution  $S$  in terms of an acceptance criterion;
17  if  $N\text{Iter} = \text{MaxIter2}$  then
18    Regenerate the current solution;
```

Algorithm 6 begins with the generation of an initial solution S_{initial} in line 1. Both the parameter $N\text{Iter}$, which tracks the number of consecutive iterations without improvement, and the total iteration number Iter are initialized to 0. Additionally, specific metaheuristic methods may require the initialization of specific parameters. Subsequently, both current solution S and best-so-far solution S_{best} are initialized to S_{initial} . In each loop, a new solution set C containing N solutions is generated, as detailed in lines 5-9. If the best solution S_{subopt} in C outperforms S_{best} , the latter is updated to S_{subopt} , and $N\text{Iter}$ is updated accordingly in lines 11-14. Furthermore, S is updated based on an acceptance criterion. The algorithm terminates and outputs S_{best} once the stopping condition is satisfied. To instantiate the single-point metaheuristic framework, we adopt VNS, TS, LNS, and SA. A detailed introduction about how to realize them in terms of Algorithm 6 is displayed in Supplementary Material.

Algorithm 7 outlines the main procedure of GA. In lines 1-2, the population pop is generated by Algorithm 2. Lines 6-9 focus on generating offspring for pop by crossover and mutation by Algorithm 5 and 3, respectively. Combining pop and offspring forms mixpop . In line 14, the top 10% of individuals from mixpop will directly enter the next generation. The remaining individuals are selected by 2-tournament selection until the population size is reached.

Algorithm 7: Main Procedure of Genetic Algorithm

Input: Problem model.
Output: Best-so-far solution S_{best} .

```

1 for  $i = 1 \rightarrow \text{popsize}$  do
2    $\text{pop}_i \leftarrow \text{InitialSolution}();$ 
3 Rank for  $\text{pop}$  and record the best individual in  $\text{pop}$  as  $\text{pop}_{\text{best}};$ 
4 Initialize  $S_{\text{best}} \leftarrow \text{pop}_{\text{best}};$ 
5 while termination condition is not satisfied do
6    $\text{offspring} \leftarrow \text{CrossoverOperation}();$ 
7   for  $i = 1 \rightarrow \text{popsize}$  do
8     if  $\text{rand} < \beta$  then
9        $\text{offspring}_i \leftarrow \text{NeighborhoodSolution}();$ 
10   $\text{mixpop} \leftarrow \text{pop} \cup \text{offspring};$ 
11  Rank for  $\text{mixpop}$  and record the best individual in  $\text{mixpop}$  as  $\text{mixpop}_{\text{best}};$ 
12  if  $\text{mixpop}_{\text{best}}$  is better than  $S_{\text{best}}$  then
13     $S_{\text{best}} \leftarrow \text{mixpop}_{\text{best}};$ 
14  Update  $\text{pop}$  by a selection operator;
```

IV. EXPERIMENTAL STUDY

A. Test Suit and Parameter Setting

To evaluate the effectiveness of our proposal, 10 COPs are selected including multi-depot vehicle routing problem with time windows (MDVRPTW) [36], vehicle routing problem with pickup and delivery (VRPPD) [37], generalized assignment problem (GAP) [38], capacitated facility location problem (CFLP) [39], bin packing problem with conflicts (BPPC) [40], generalized bin packing problem (GBPPI) [41], quadratic multiple knapsack problem (QMKP) [42], high school timetabling problem (HTS) [43], job shop scheduling problem (JSSP) [44], and graph coloring problem (GC) [45]. This selection encompasses classical problems like JSSP and GC, generalized problems such as GAP, CFLP, and GBPPI, and variants of classical problems like MDVRPTW, VRPPD, BPPC, QMKP, and HTS.

The introduction and resource-centered modeling for each type of COPs are provided in Supplementary Material. There is no need for a specialized algorithm design for a COP and the embedded metaheuristic algorithms in REMS are adopted to solve the model.

We execute the experiment for 5 metaheuristic algorithms, GUROBI, SCIP, as well as Routing Solver and CP-SAT of OR-TOOLS on 10 test suits, where COPs are respectively modeled into the suitable form. We do not specifically improve the algorithm herein. Instead, the experiments primarily evaluate the effectiveness and generality of the modeling and algorithm design. Furthermore, since the impact of parameters on algorithm performance is not a primary focus of the paper, we fix the algorithm parameters to specific values. Detailed parameter settings are provided in the Supplementary Material.

To guarantee a fair comparison, each instance on all algorithms possesses the same maximum running time, which is stated in Supplementary Material as well. Moreover, we

repeatedly run 5 times for each algorithm on each problem for the sake of reliability.

The detailed experimental results are presented in Table S-11 to S-20 of Supplementary Material, including the best and mean objective function values and the best and mean gap values over 5 runs. Among them, the lower bound for each problem is obtained by GUROBI within 3,600 seconds using the default settings.

B. Compare Metaheuristic Algorithms in REMS on Different Problems

The subsection compares the embedded 5 metaheuristic algorithms in REMS introduced in Section III across 10 problem types, evaluating their effectiveness in solving various COPs and identifying which algorithm performs best for each instance and problem type.

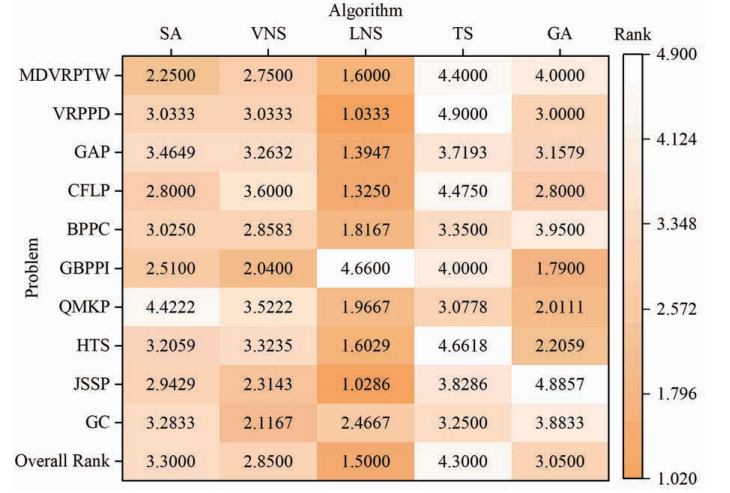
To evaluate the performance of algorithms on specific instances for each problem type, Fig. S-1 illustrates the radar chart of the mean gap values obtained by 5 metaheuristic algorithms in REMS across 10 problems. Among these charts, a point closer to the center of the circle indicates better mean gap values achieved by an algorithm for a given instance.

The experimental results presented in Table S-11 to S-20 and Fig. S-1 reveal the performance of a metaheuristic algorithm in REMS varies not only within the same problem type but also across different problem types. The observation is consistent with the No Free Lunch (NFL) theorem, which states that no single algorithm can perform optimally across all problems.

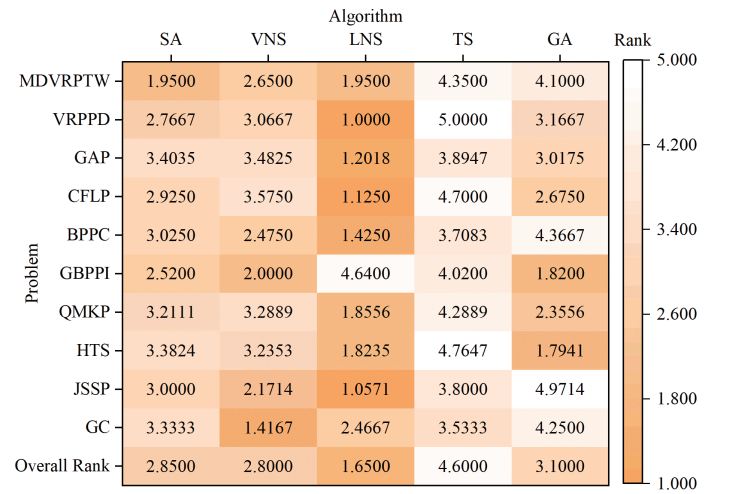
Within a single problem type, the results differ across individual instances. For example, LNS outperforms the other algorithms on most MDVRPTW instances. However, for the instances such as MDVRPTW01, 02, 05-08, and 11, LNS may provide worse results compared to some other algorithms. Similarly, although GA generally performs worse on most MDVRPTW instances, GA outperforms certain algorithms on the instances including MDVRPTW01, 07, 11-14, and 16-19. Additionally, the experimental results differ across different problem types. Particularly, LNS performs better across the majority of problem types. However, it performs poorly in most GBPPI instances.

To evaluate the overall performance, Fig. 7 provides the heatmap diagram of the Friedman test results about the best and mean gap indicators for each problem. In the heatmap, darker colors represent better ranking values.

Based on Fig. 7, it is evident that, despite the difference in ranking values across different problems, LNS achieves the best ranking values for most problem types and obtains the best overall ranking for both the best and mean gap indicators. In contrast, TS exhibits the worst ranking results on 5 and 6 problems for the best and mean gap indicators, respectively, and has the worst overall ranking. VNS ranks 1st for GC, 2nd for BPPC, GBPPI, and JSSP, 3rd for MDVRPTW, VRPPD, GAP (on best gap indicator), and HTS (on mean gap indicator), and 4th for others, which ranks 2nd overall. Concerning SA and GA, GA has the potential to locate better solutions than SA in terms of the best gap results. However,



(a) Best gap



(b) Mean gap

Fig. 7. Heatmap diagram for 5 metaheuristic algorithms of REMS on 10 problems.

SA can obtain better robustness than GA, as indicated by its superior overall ranking values in the mean gap indicator. This can be attributed that GA requires more time to achieve convergence, however, the preset maximum running time is insufficient.

To further compare the differences among algorithms, Fig. 8 presents the critical difference (CD) plot of mean gap for 5 metaheuristic algorithms on 10 problems, with a significance level set at 0.05. The plot visually reveals whether the performance differences between pairs of algorithms are statistically significant. Specifically, if two algorithms are connected by a horizontal line, their performance differences are not statistically significant.

From the perspective of each problem, the differences vary from problem to problem. For instance, in MDVRPTW, no significant differences exist among SA, LNS, and VNS, nor between TS and GA. In the case of VRPPD, GAP, or CFLP, no significant performance differences are observed among GA, VNS, and SA. Additionally, TS, VNS, and SA perform similarly, with no significant differences between them. For

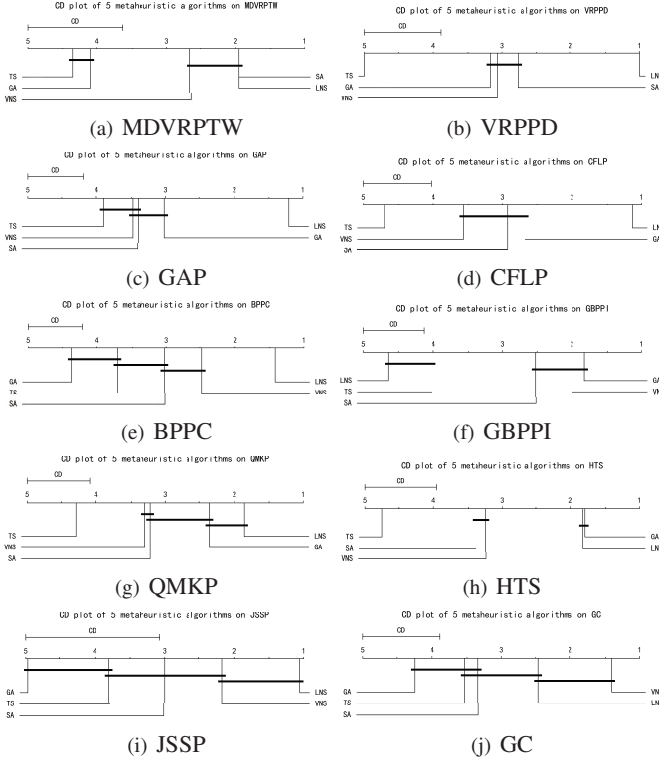


Fig. 8. CD plot of mean gap for 5 metaheuristic algorithms of REMS on 10 problems.

BPPC, LNS significantly outperforms other algorithms in REMS, whereas no significant difference is observed between VNS and SA, SA and TS, or TS and GA. Regarding GBPPI, GA, VNS, and SA exhibit similar performance, as do LNS and TS. When it comes to QMKP and HTS, TS is significantly worse than the other algorithms embedded in REMS, while VNS and SA or GA and LNS show comparable results. Regarding JSSP, no significant differences are found between LNS and VNS, VNS and SA, or TS and GA. In the GC problem, the performance differences between VNS and LNS, LNS and SA, TS and SA, or TS and GA are not statistically significant.

Table I summarizes the pairwise comparison results between algorithms, indicating the number of problems where one algorithm is significantly better (+), significantly worse (−), or shows no significant difference (\approx) compared to another algorithm. According to Table I, LNS consistently outperforms or shows similar performance to the other algorithms in the majority of problem types. In contrast, the results obtained by TS are significantly worse than or equal to those of the other algorithms. Furthermore, the pairwise algorithm between VNS and SA, or SA and GA, reveals no significant difference in more than half of the problem types.

Lastly, to explore the convergence among these algorithms of REMS, we provide the convergence curves for 5 metaheuristic algorithms on 4 typical instances over a typical run for the 10 problem types in Fig. S-2 to S-11.

As shown in Fig. S-2 to S-11, all five algorithms in REMS can effectively converge. Among them, GA exhibits the slowest convergence speed. In contrast, the four single-point-based algorithms converge more quickly, with LNS

TABLE I
NUMBER OF PROBLEMS WHERE AN ALGORITHM IS SIGNIFICANTLY BETTER, SIGNIFICANTLY WORSE, OR SHOWS NO SIGNIFICANT DIFFERENCE COMPARED TO ANOTHER ALGORITHM (+ \ − \ \approx).

| Algorithm | SA | VNS | LNS | TS | GA |
|-----------|-------|-------|-------|-------|-------|
| SA VS | / | 0\1\9 | 1\7\2 | 6\0\4 | 3\1\6 |
| VNS VS | 1\0\9 | / | 1\6\3 | 8\0\2 | 4\3\3 |
| LNS VS | 7\1\2 | 6\1\3 | / | 8\0\2 | 7\1\2 |
| TS VS | 0\6\4 | 0\8\2 | 0\8\2 | / | 0\6\4 |
| GA VS | 1\3\6 | 3\4\3 | 1\7\2 | 6\0\4 | / |

consistently identifying better solutions during the iterations for most problems. For instance, when solving BPPC36, SA, VNS, LNS, TS, and GA converge to an objective value of 59 at 4.68%, 21.83%, 22.30%, 12.71%, and 70.94% of the maximum time, respectively. Furthermore, LNS obtains a solution with an objective function value of 58 at 54.22% of the maximum time.

From the above experimental study, we can observe the performance of different algorithms on each type of problem. In conclusion, REMS can effectively model and solve 10 test suits and the performance of constructed algorithms within REMS varies across different problem types, and even within different instances of the same problem type. Overall, LNS gains the best results and TS exhibits the worst results among the 5 algorithms. Regarding convergence, the population-based algorithm, i.e., GA, exhibits a slower convergence speed than the other four single-point-based algorithms.

C. Compare Metaheuristic Algorithms with Other Solvers

This subsection compares 5 metaheuristic algorithms in REMS with other solvers, including CP-SAT and Routing solvers from OR-TOOLS, SCIP, and GUROBI. Among them, GUROBI and SCIP are exact algorithm-based solvers, while CP-SAT and Routing solvers are mainly heuristic-based. Moreover, GUROBI is a commercial solver, while SCIP is open-source. The Routing solver, specifically designed for vehicle routing problems, is exclusively applied to MDVRPTW and VRPPD. In contrast, CP-SAT is not suitable for problems with non-integer variables, and therefore, it is excluded from solving MDVRPTW and VRPPD herein.

The radar chart of the mean gap values obtained by 8 algorithms on 10 problems is presented in Fig. 9.

According to Table S-11 to S-20 and Fig. 9, the results reveal that compared to the exact algorithm-based solvers, i.e., GUROBI and SCIP, 5 metaheuristic algorithms in REMS can obtain better solutions, especially for large-scale instances and complex problems. Notably, 5 metaheuristic algorithms in REMS outperform GUROBI and SCIP in all instances of MDVRPTW and VRPPD. Additionally, when it comes to BPPC, GBPPI, and GC, although GUROBI can provide better or equal results, it fails to find any feasible solutions for some large-scale instances. Meanwhile, SCIP is able to obtain feasible solutions for most BPPC and GC, but these solutions are not superior to those found by the metaheuristic algorithms. Regarding QMKP, the emergence of the quadratic objective function makes the metaheuristic algorithms in REMS outperform GUROBI and SCIP in most

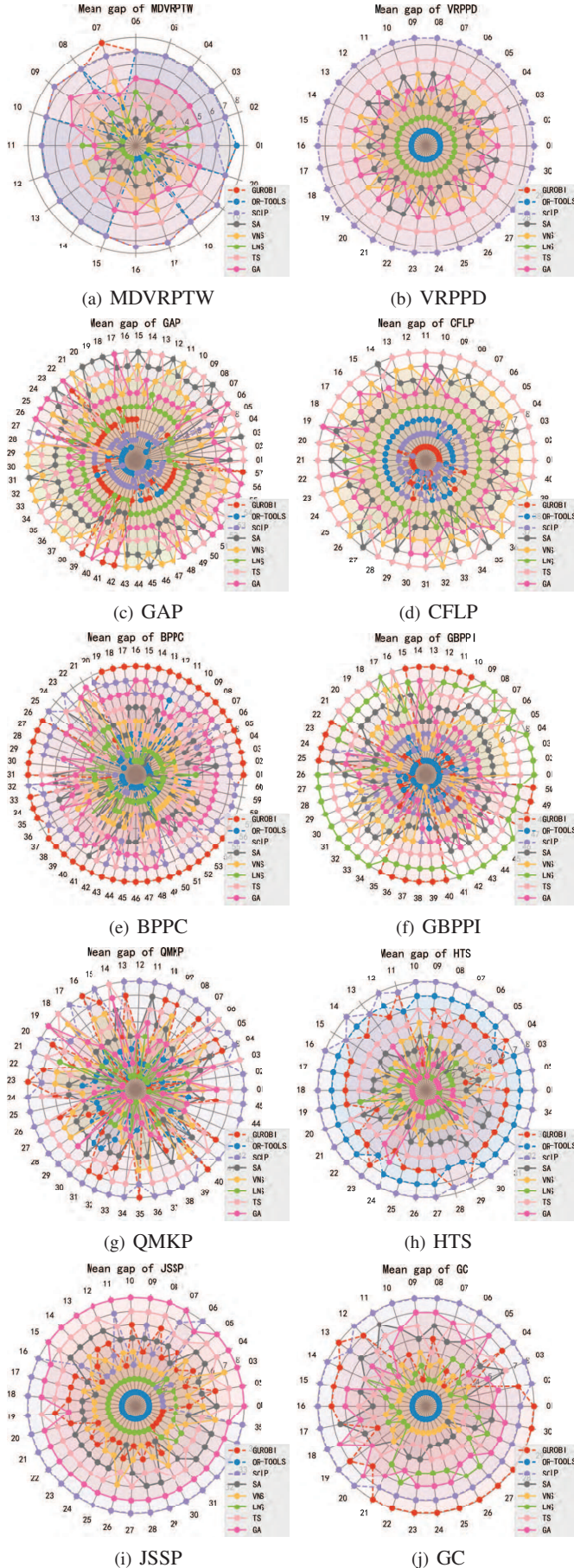


Fig. 9. Radar chart of mean gap for 8 algorithms on 10 problems.

QMKP instances. Concerning HTS, which involves complex objectives and constraints, the 5 metaheuristic algorithms of REMS consistently yield better solutions than GUROBI and SCIP for the majority of instances. Furthermore, the solutions provided by GUROBI and SCIP are relatively stable over different runs, but they remain a certain randomness due to the employment of some heuristic rules in GUROBI and SCIP.

In comparison with OR-TOOLS, the experimental results obtained by the algorithms in REMS are worse in most instances. On the one hand, OR-TOOLS exhibits good performance on some relatively large-scale instances including GC21-30, BPPC11-20, and 51-60. This can be attributed to the effective incorporation of various heuristic methods. On the other hand, it also performs well in problems that benefit from its specific modeling approach and algorithmic design, such as VRPPD and JSSP. However, the 5 algorithms in REMS are mainly based on classical metaheuristic algorithms. Therefore, due to the limitation of classical metaheuristic methods in REMS and the integration of advanced techniques and problem-specific knowledge in modeling and algorithm design, the performance of the algorithms in REMS is not as good as OR-TOOLS in most instances.

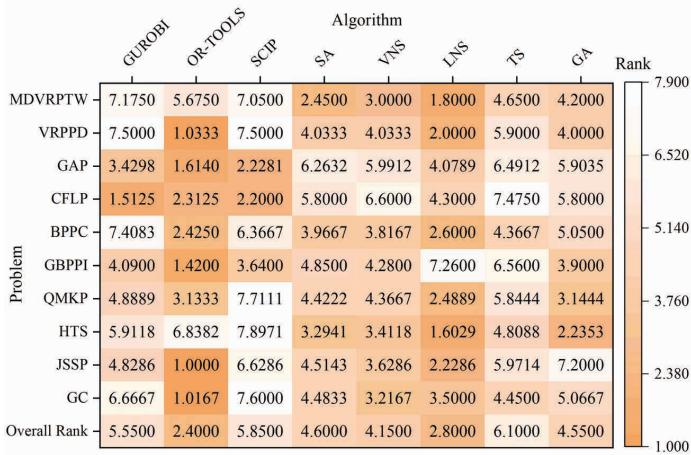
Nevertheless, an interesting observation is that the embedded metaheuristic algorithms in REMS have the potential to locate better solutions for several problems with complex objectives and constraints, including MDVRPTW, HTS, and QMKP. Regarding MDVRPTW, OR-TOOLS fails to locate any feasible solutions in the instances excluding MDVRPTW07, 09, 16, 17, and 19, whereas 5 metaheuristic algorithms in REMS can realize it. Additionally, due to the complexity of HTS, the solutions produced by OR-TOOLS are inferior to those obtained by REMS for most instances.

For the sake of comparing the overall performance of the 8 algorithms, Fig. 10 presents the heatmap diagram of Friedman ranking values for the best and mean gap across 10 problems.

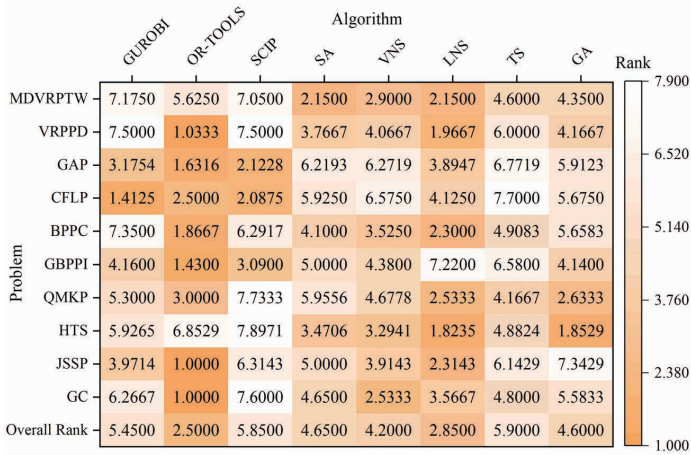
When compared to GUROBI and SCIP, our proposal has the capacity to acquire better indicator ranking values on most problem types. In particular, 5 metaheuristic algorithms embedded in REMS can provide better best and mean gap ranking values for MDVRPTW, VRPPD, BPPC, HTS, and GC. Moreover, GA surpasses GUROBI in ranking values for both best and mean gap indicators when solving GBPPI. When solving QMKP, VNS, LNS, and GA in REMS also achieve superior ranking values for both the two indicators compared to GUROBI, with all five metaheuristic algorithms of REMS outperforming SCIP.

OR-TOOLS can obtain better ranking values for the best and mean gap indicators on 7 problems, excluding MDVRPTW, QMKP, and HTS. For MDVRPTW and HTS, all metaheuristic algorithms in REMS gain a better ranking value than OR-TOOLS. For QMKP, LNS provides a better ranking value than OR-TOOLS.

To further compare the difference among algorithms in REMS, Fig. 11 presents the CD pot of mean gap for 8 algorithms on 10 problems. And Table II summarizes the number of problems where GUROBI, OR-TOOLS, or SCIP is significantly better, significantly worse, or no significant difference compared to the metaheuristic algorithms of REMS.



(a) Best gap



(b) Mean gap

Fig. 10. Heatmap diagram for 8 algorithms on 10 problems

TABLE II
NUMBER OF PROBLEMS WHERE GUROBI, OR-TOOLS, OR SCIP IS SIGNIFICANTLY BETTER, SIGNIFICANTLY WORSE, OR SHOWS NO SIGNIFICANT DIFFERENCE COMPARED TO ANOTHER METAHEURISTIC ALGORITHM IN REMS (+ \ - \ ≈).

| Algorithm | SA | VNS | LNS | TS | GA |
|-------------|-------|-------|-------|-------|-------|
| GUROBI VS | 3\5\2 | 2\6\2 | 2\5\3 | 3\3\4 | 4\5\1 |
| OR-TOOLS VS | 8\1\1 | 6\1\3 | 3\1\6 | 8\1\1 | 7\2\1 |
| SCIP VS | 3\5\2 | 2\6\2 | 3\7\0 | 3\4\3 | 3\4\3 |

Based on Fig. 11 and Table II, the metaheuristic algorithms in REMS are either significantly better than or exhibit no significant difference compared to GUROBI and SCIP over 50% of problem types. Among them, SA, VNS, LNS, TS, and GA in REMS are significantly better than or equal to GUROBI on 7, 8, 8, 7, and 6 problem types, respectively. Furthermore, SA, VNS, LNS, TS, and GA in REMS achieve comparable or superior performance to SCIP on 7, 8, 7, 7, and 7 problem types, respectively.

Additionally, LNS consistently outperforms or shows no significant difference when compared to OR-TOOLS across most problems. Especially, OR-TOOLS is significantly worse than GA, VNS, LNS, and SA in REMS for MDVRPTW. Moreover, LNS shows no significant difference with OR-

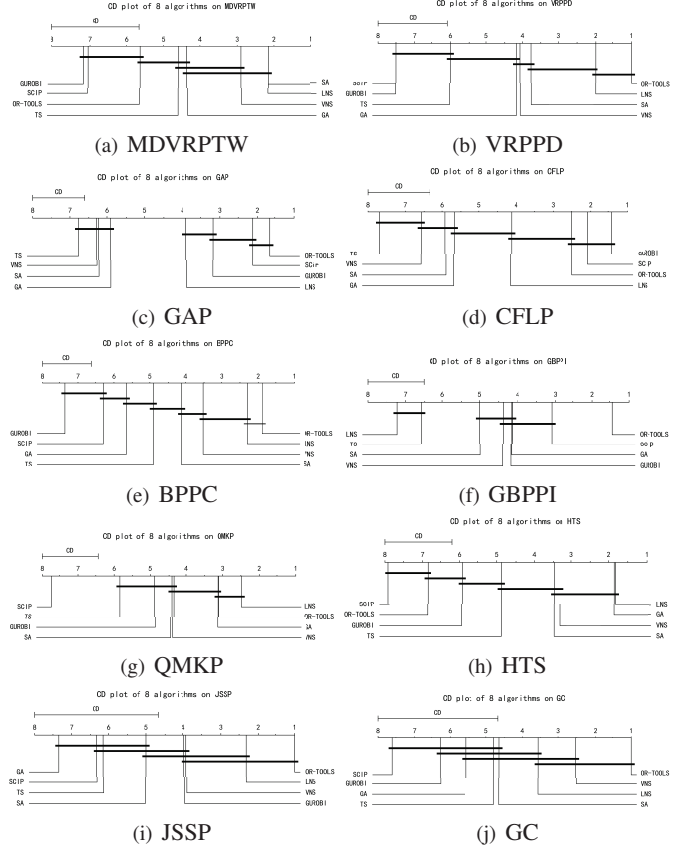


Fig. 11. CD plot of mean gap for 8 algorithms on 10 problems.

TOOLS when solving VRPPD, CFLP, QMKP, JSSP, and GC.

To compare the convergence behavior of metaheuristic algorithms embedded in REMS with other algorithms, Fig. S-12 to S-21 exhibit the convergence curve for 8 algorithms on 4 typical instances during a typical run for each problem type. According to these figures, GUROBI, OR-TOOLS, and SCIP may struggle to effectively converge or converge to worse solutions than the metaheuristic algorithms in REMS when addressing large-scale instances or complex problems. For instance, when solving MDVRPTW09, OR-TOOLS requires a longer time to find a good solution, SCIP converges a poor solution, and GUROBI fails to locate any feasible solutions within the maximum time. When it comes to HTS32, SA, VNS, LNS, and TS can respectively converge to the solutions with the objective values of 1,005, 999, 1,002, 1,002, 994 at 13.56%, 8.12%, 59.60%, 8.95%, and 80.15% of the maximum time. However, GUROBI and OR-TOOLS respectively converge to 1,232 and 1,153 at 85.53% and 82.50%, which are worse and slower than 5 metaheuristic algorithms in REMS. Moreover, SCIP finds a feasible solution with an objective value of 1,579 at 43.31% of the maximum time, which is also worse than the metaheuristic algorithms in REMS.

In summary, the metaheuristic algorithms embedded in REMS exhibit superior performance than GUROBI and SCIP for large-scale instances and complex problems. Additionally, our method can provide better performance compared with OR-TOOLS in solving several complex problems.

V. CONCLUSION

To express general COPs within a unified formal paradigm and solve them by metaheuristic algorithms, we propose a resource-centered modeling and solving framework (REMS). In the REMS, we formulate diverse COPs using a unified paradigm derived from general knowledge of COPs. Accordingly, several operators are designed to construct various metaheuristics for solving these COPs. We present five such algorithms herein. To evaluate the effectiveness of REMS, an extensive experimental study is conducted across 10 COPs, including routing, location, loading, assignment, scheduling, and graph coloring problems. The results manifest that REMS has the capacity to express and effectively solve diverse COPs. Furthermore, compared with exact algorithm-based solvers, i.e., GUROBI and SCIP, REMS outperforms these solvers on large-scale instances and complex COPs, including MDVRPTW, VRPPD, BPPC, QMKP, HTS, JSSP, and GC. Additionally, REMS exhibits superior performance over a heuristic algorithm-based solver, i.e., OR-TOOLS, when solving certain complex COPs like MDVRPTW, QMKP, and HTS. Within REMS, as a COP can be modeled into the resource-centered form, the algorithms embedded in REMS can be used to solve it without any specific design.

However, the COPs addressed in this paper do not consider multiple conflicting objectives, dynamic environments, or multiple sub-problems. Addressing these problems will be a critical focus in future research. Moreover, the model process also can be assisted by Large Language Model, enabling a better application in smart manufacture or other intelligent systems [46]. Additionally, while several classical metaheuristic methods are embedded in REMS herein, their efficiency may be hindered by the nature of the problems, parameter settings, algorithms themselves, and other factors. Within the REMS, various algorithms is able to be incorporated to address these challenges. As a result, another key direction is to develop more effective algorithms by incorporating some advanced strategies. Potential improvements for algorithms include automated algorithm design [47], problem reduction method [48], [49], and ensemble strategy [50].

REFERENCES

- [1] D. Du and P. M. Pardalos, *Handbook of combinatorial optimization*. Springer Science & Business Media, 1998, vol. 4.
- [2] M. Karimi-Mamaghan, M. Mohammadi, P. Meyer, A. M. Karimi-Mamaghan, and E.-G. Talbi, "Machine learning at the service of metaheuristics for solving combinatorial optimization problems: A state-of-the-art," *European Journal of Operational Research*, vol. 296, no. 2, pp. 393–422, 2022.
- [3] D. Fleckenstein, R. Klein, and C. Steinhardt, "Recent advances in integrating demand management and vehicle routing: A methodological review," *European Journal of Operational Research*, vol. 306, no. 2, pp. 499–518, 2023.
- [4] B. Li, G. Wu, Y. He, M. Fan, and W. Pedrycz, "An overview and experimental study of learning-based optimization algorithms for the vehicle routing problem," *IEEE/CAA Journal of Automatica Sinica*, vol. 9, no. 7, pp. 1115–1138, 2022.
- [5] W. Wang, S. Wu, S. Wang, L. Zhen, and X. Qu, "Emergency facility location problems in logistics: Status and perspectives," *Transportation Research Part E: Logistics and Transportation Review*, vol. 154, p. 102465, 2021.
- [6] Z. Lei, S. Gao, Z. Zhang, H. Yang, and H. Li, "A chaotic local search-based particle swarm optimizer for large-scale complex wind farm layout optimization," *IEEE/CAA Journal of Automatica Sinica*, vol. 10, no. 5, pp. 1168–1180, 2023.
- [7] A. Ekici, "A large neighborhood search algorithm and lower bounds for the variable-sized bin packing problem with conflicts," *European Journal of Operational Research*, vol. 308, no. 3, pp. 1007–1020, 2023.
- [8] S. O. Krumke and C. Thielen, "The generalized assignment problem with minimum quantities," *European Journal of Operational Research*, vol. 228, no. 1, pp. 46–55, 2013.
- [9] S. Dauzère-Pérès, J. Ding, L. Shen, and K. Tamssaouet, "The flexible job shop scheduling problem: A review," *European Journal of Operational Research*, vol. 314, no. 2, pp. 409–432, 2024.
- [10] K. Gao, Z. Cao, L. Zhang, Z. Chen, Y. Han, and Q. Pan, "A review on swarm intelligence and evolutionary algorithms for solving flexible job shop scheduling problems," *IEEE/CAA Journal of Automatica Sinica*, vol. 6, no. 4, pp. 904–916, 2019.
- [11] T. R. Jensen and B. Toft, *Graph coloring problems*. John Wiley & Sons, 2011.
- [12] E. Kaya, B. Gorkemli, B. Akay, and D. Karaboga, "A review on the studies employing artificial bee colony algorithm to solve combinatorial optimization problems," *Engineering Applications of Artificial Intelligence*, vol. 115, p. 105311, 2022.
- [13] R. Martí and G. Reinelt, "Exact and heuristic methods in combinatorial optimization," *Applied Mathematical Sciences*, 2022.
- [14] S. E. Griffiths, J. E. Bell, and D. J. Closs, "Metaheuristics in logistics and supply chain management," *Journal of Business Logistics*, vol. 33, no. 2, pp. 90–106, 2012.
- [15] F. Pagnozzi and T. Stützle, "Automatic design of hybrid stochastic local search algorithms for permutation flowshop problems," *European Journal of Operational Research*, vol. 276, no. 2, pp. 409–421, 2019.
- [16] J. Kallestad, R. Hasibi, A. Hemmati, and K. Sörensen, "A general deep reinforcement learning hyperheuristic framework for solving combinatorial optimization problems," *European Journal of Operational Research*, vol. 309, no. 1, pp. 446–468, 2023.
- [17] R. Martí, M. Sevaux, and K. Sörensen, "50 years of metaheuristics," *European Journal of Operational Research*, 2024.
- [18] L. Eifler and A. Gleixner, "A computational status update for exact rational mixed integer programming," *Mathematical Programming*, vol. 197, no. 2, pp. 793–812, 2023.
- [19] E. L. Lawler and D. E. Wood, "Branch-and-bound methods: A survey," *Operations Research*, vol. 14, no. 4, pp. 699–719, 1966.
- [20] Z. Zhao, M. Zhou, and S. Liu, "Iterated greedy algorithms for flow-shop scheduling problems: A tutorial," *IEEE Transactions on Automation Science and Engineering*, vol. 19, no. 3, pp. 1941–1959, 2021.
- [21] M. D. Nelson, K. E. Nygard, J. H. Griffin, and W. E. Shreve, "Implementation techniques for the vehicle routing problem," *Computers & Operations Research*, vol. 12, no. 3, pp. 273–283, 1985.
- [22] G. Laporte, M. Gendreau, J.-Y. Potvin, and F. Semet, "Classical and modern heuristics for the vehicle routing problem," *International Transactions in Operational Research*, vol. 7, no. 4-5, pp. 285–300, 2000.
- [23] P. Tian, J. Ma, and D.-M. Zhang, "Application of the simulated annealing algorithm to the combinatorial optimisation problem with permutation property: An investigation of generation mechanism," *European Journal of Operational Research*, vol. 118, no. 1, pp. 81–94, 1999.
- [24] R. Chelouah and P. Siarry, "Tabu search applied to global optimization," *European Journal of Operational Research*, vol. 123, no. 2, pp. 256–270, 2000.
- [25] S. T. W. Mara, R. Norcahyo, P. Jodiawan, L. Lusiantoro, and A. P. Rifai, "A survey of adaptive large neighborhood search algorithms and applications," *Computers & Operations Research*, vol. 146, p. 105903, 2022.
- [26] J. Brimberg, S. Salhi, R. Todosijević, and D. Urošević, "Variable neighborhood search: The power of change and simplicity," *Computers & Operations Research*, vol. 155, p. 106221, 2023.
- [27] B. Zhao, W.-N. Chen, F.-F. Wei, X. Liu, Q. Pei, and J. Zhang, "Pega: A privacy-preserving genetic algorithm for combinatorial optimization," *IEEE Transactions on Cybernetics*, 2024.
- [28] F. Peres and M. Castelli, "Combinatorial optimization problems and metaheuristics: Review, challenges, design, and development," *Applied Sciences*, vol. 11, no. 14, p. 6449, 2021.
- [29] É. J. B. Moreira and S. A. A. De Freitas, "A cp-sat approach for academic resource timetabling in higher education institutions: A case study at a major public university," in *2024 21st International Conference on Information Technology Based Higher Education and Training (ITHET)*. IEEE, 2024, pp. 1–8.

- [30] S. C. Brailsford, C. N. Potts, and B. M. Smith, "Constraint satisfaction problems: Algorithms and applications," *European Journal of Operational Research*, vol. 119, no. 3, pp. 557–581, 1999.
- [31] J. Marques-Silva, I. Lynce, and S. Malik, "Conflict-driven clause learning sat solvers," in *Handbook of satisfiability*. ios Press, 2021, pp. 133–182.
- [32] T. Vidal, T. G. Crainic, M. Gendreau, and C. Prins, "A unified solution framework for multi-attribute vehicle routing problems," *European Journal of Operational Research*, vol. 234, no. 3, pp. 658–673, 2014.
- [33] C. Blum, P. Pinacho, M. López-Ibáñez, and J. A. Lozano, "Construct, merge, solve & adapt a new general algorithm for combinatorial optimization," *Computers & Operations Research*, vol. 68, pp. 75–88, 2016.
- [34] M. S. Sarafraz and M. S. Tavazoei, "A unified optimization-based framework to adjust consensus convergence rate and optimize the network topology in uncertain multi-agent systems," *IEEE/CAA Journal of Automatica Sinica*, vol. 8, no. 9, pp. 1539–1548, 2021.
- [35] X. Shi, X. Xu, G. Wen, and J. Cao, "Fixed-time gradient flows for solving constrained optimization: A unified approach," *IEEE/CAA Journal of Automatica Sinica*, vol. 11, no. 8, pp. 1849–1864, 2024.
- [36] T. Zhen and Q. Zhang, "A hybrid metaheuristic algorithm for the multi-depot vehicle routing problem with time windows," in *2009 International Conference on Networks Security, Wireless Communications and Trusted Computing*, vol. 2. IEEE, 2009, pp. 798–801.
- [37] A. Van Breedam, "Comparing descent heuristics and metaheuristics for the vehicle routing problem," *Computers & Operations Research*, vol. 28, no. 4, pp. 289–315, 2001.
- [38] I. H. Osman, "Heuristics for the generalised assignment problem: simulated annealing and tabu search approaches," *Operations-Research-Spektrum*, vol. 17, pp. 211–225, 1995.
- [39] R. Sridharan, "The capacitated plant location problem," *European Journal of Operational Research*, vol. 87, no. 2, pp. 203–213, 1995.
- [40] A. E. F. Muritiba, M. Iori, E. Malaguti, and P. Toth, "Algorithms for the bin packing problem with conflicts," *Inform Journal on computing*, vol. 22, no. 3, pp. 401–415, 2010.
- [41] M. M. Baldi, D. Manerba, G. Perboli, and R. Tadei, "A generalized bin packing problem for parcel delivery in last-mile logistics," *European Journal of Operational Research*, vol. 274, no. 3, pp. 990–999, 2019.
- [42] L. Galli, S. Martello, C. Rey, and P. Toth, "Polynomial-size formulations and relaxations for the quadratic multiple knapsack problem," *European Journal of Operational Research*, vol. 291, no. 3, pp. 871–882, 2021.
- [43] L. Saviniec and A. A. Constantino, "Effective local search algorithms for high school timetabling problems," *Applied Soft Computing*, vol. 60, pp. 363–373, 2017.
- [44] E. Taillard, "Benchmarks for basic scheduling problems," *European Journal of Operational Research*, vol. 64, no. 2, pp. 278–285, 1993.
- [45] C. Fleurent and J. A. Ferland, "Genetic and hybrid algorithms for graph coloring," *Annals of Operations Research*, vol. 63, no. 3, pp. 437–461, 1996.
- [46] J. Xu, Q. Sun, Q.-L. Han, and Y. Tang, "When embodied ai meets industry 5.0: Human-centered smart manufacturing," *IEEE/CAA Journal of Automatica Sinica*, vol. 12, no. 3, pp. 485–501, 2025.
- [47] R. Qu, G. Kendall, and N. Pillay, "The general combinatorial optimization problem: Towards automated algorithm design," *IEEE Computational Intelligence Magazine*, vol. 15, no. 2, pp. 14–23, 2020.
- [48] A. Song, G. Wu, L. Zhou, L. Wang, and W. Pedrycz, "Exact and metaheuristic algorithms for variable reduction," *IEEE Transactions on Evolutionary Computation*, vol. 28, no. 6, pp. 1704–1718, 2024.
- [49] Y. Sun, X. Li, and A. Ernst, "Using statistical measures and machine learning for graph reduction to solve maximum weight clique problems," *IEEE Transactions on Pattern Analysis and Machine Intelligence*, vol. 43, no. 5, pp. 1746–1760, 2019.
- [50] G. Wu, R. Mallipeddi, and P. N. Suganthan, "Ensemble strategies for population-based optimization algorithms—a survey," *Swarm and Evolutionary Computation*, vol. 44, pp. 695–711, 2019.



Aijuan Song received her B.E. and M.E. degrees from Central South University, China, in 2019 and 2022. Currently, she is working toward her Ph.D. degree at the School of Traffic & Transportation Engineering, Central South University. Her research interests include Computational Intelligence, Planning and Scheduling.



Guohua Wu Guohua Wu received the B.S. degree in Information Systems and Ph.D degree in Operations Research from National University of Defense Technology, China, in 2008 and 2014, respectively. During 2012 and 2014, he was a visiting Ph.D student at University of Alberta, Edmonton, Canada. He is currently a Professor at the School of Traffic and Transportation Engineering, Central South University, Changsha, China. His current research interests include Planning and Scheduling, Computational Intelligence and Machine Learning. He serves as an Associate Editor of *Information Sciences*, and an Associate Editor of *Swarm and Evolutionary Computation Journal*.