

Inkspot: A stress-resilient, anthocyanin rich, dwarf tomato variant for off-world cultivation.

Sarah Lang¹, A'nya Buckner¹, Solomon Jones¹, Gabrielle Erwin¹, Sally Lee¹ and Rafael

Loureiro^{1*} ¹Department of Biological Sciences, Winston-Salem State University, Winston-Salem, NC, USA *Corresponding author: Rafael Loureiro (loureirorr@wssu.edu)

Abstract

As humanity prepares for sustained off-world habitation, the development of regolith-based agriculture (RBA) is essential for achieving self-sufficiency in space crop production. However, lunar regolith's alkaline pH, poor water retention, and high metal content pose severe physiological and biochemical challenges to plant growth. This study evaluates the performance of *Solanum lycopersicum* 'Inkspot', a stress-adaptive, anthocyanin-rich tomato variant, in comparison to its progenitor 'Tiny Tim', under control and simulated lunar regolith (LHS-2) conditions. A randomized complete block design was employed to assess germination dynamics, morphological and physiological traits, fruit quality, antioxidant defense, and root system architecture across 80 biological replicates over 65 days in controlled environment chambers.

Inkspot maintained high germination rates (85% in regolith) with low variation (CV = 14%) and exhibited only moderate reductions in plant height and biomass under regolith stress, while Tiny Tim suffered a 45% reduction in biomass and a 60% decline in fruit yield. Anthocyanin content in Inkspot fruits increased 2.5-fold under regolith conditions, serving as both a stress-response mechanism and potential bioindicator of substrate health. Physiological assessments revealed that Inkspot preserved chlorophyll content, Fv/Fm photochemical efficiency, and stomatal conductance to a greater degree than Tiny Tim, correlating with enhanced antioxidant enzyme activity (SOD and CAT) and reduced lipid peroxidation (MDA levels). Root imaging and morphometric analysis demonstrated a significant expansion in Inkspot's root length and surface area in regolith, whereas Tiny Tim exhibited severe root contraction and loss of complexity.

These results underscore Inkspot's capacity to withstand abiotic stress induced by lunar regolith simulants through a coordinated suite of morphological, physiological, and biochemical adaptations. This cultivar offers a promising model for closed-loop agricultural systems and ISRU strategies aimed at supporting future lunar and Martian settlements.

1. Introduction

Humanity's ambitions to establish a sustained presence beyond Earth have grown considerably in recent years, driven by advancements in space exploration and the increasing feasibility of long-duration missions to the Moon and Mars. As the focus shifts from short-term expeditions to establishing permanent or semi-permanent settlements, ensuring a reliable and sustainable food supply becomes one of the most pressing challenges for space agencies and private enterprises alike. Traditional approaches to space food supply, which relies on periodic resupply missions from Earth, are costly, logistically challenging, and ultimately unsustainable for prolonged off-world habitation. Consequently, the development of in situ resource utilization (ISRU) techniques, including regolith-based agriculture (RBA), is of paramount importance for future off-world settlements (NASA, 2022).

The utilization of lunar regolith as a growth substrate presents an opportunity to achieve self-sufficiency in space farming. However, the successful implementation of regolith-based agriculture faces numerous challenges. Lunar regolith, primarily composed of silicate minerals, is characterized by extreme physical and chemical properties that are not conducive to plant growth, including high levels of heavy metals, poor water retention, and the absence of essential organic nutrients (Fackrell *et al.*, 2024).

Regolith's sharp, electrostatically charged particles pose risks to plant root systems, leading to mechanical stress and reduced nutrient uptake. Studies have shown that plant responses to these stressors involve complex physiological and biochemical adaptations, including alterations in root architecture, antioxidant responses, and secondary metabolite production (Elardo *et al.*, 2022). Despite these challenges, identifying plant cultivars with adaptive resilience to such hostile environments remains a critical focus of space agricultural research.

Tomatoes (*Solanum lycopersicum*), due to their relatively short growth cycle, high nutritional value, and versatility, have been widely studied in the context of space agriculture (Massa *et al.*, 2016). Several tomato cultivars have been evaluated for their adaptability to microgravity and simulated regolith conditions. Among them, dwarf and stress-adaptive tomato variants have shown significant promise in providing a sustainable source of essential vitamins and antioxidants. In particular, the *Inkspot* tomato variant, selectively bred for compact growth, continuous fruit

production, and a unique pigmentation response to environmental stressors, presents an innovative solution to the challenges posed by regolith agriculture.

The *Inkspot* tomato is characterized by its ability to alter fruit pigmentation in response to environmental stressors such as nutrient limitations, oxidative stress, and water scarcity. This unique trait, driven by the upregulation of anthocyanin biosynthesis genes such as *SLAN2-like*, allows for real-time monitoring of plant health and environmental conditions (Kiferle *et al.*, 2015). Studies have demonstrated that anthocyanins play a crucial role in plant stress tolerance, offering protective functions against oxidative damage induced by factors such as radiation and heavy metal exposure (Zhang *et al.*, 2013). Therefore, the potential of *Inkspot* tomatoes to serve as both a functional food source and a bioindicator of regolith-induced stress makes them an attractive candidate for off-world cultivation.

Despite the growing body of research on plant responses to off-world environments, significant knowledge gaps remain regarding the physiological and biochemical performance of stress-adaptive tomato variants in regolith-based substrates (Fackrell *et al.*, 2024).

Previous studies have primarily focused on traditional crop species, often with limited success in achieving sustained productivity under space-relevant conditions (Ma *et al.*, 2023). To address these challenges, research has increasingly focused on identifying crop species and genotypes with enhanced stress resilience. Among various cultivars, dwarf and stress-adaptive variants offer particular promise due to their compact morphology and increased tolerance to environmental stressors.

This study hypothesizes that *Inkspot* will exhibit superior growth performance, germination rate, and fruit production under regolith conditions compared to the parent *Tiny Tim* cultivar. Additionally, it is expected that *Inkspot*'s stress-induced anthocyanin accumulation will correlate with oxidative stress mitigation and that differences in plant performance will be significantly influenced by substrate composition, including nutrient availability, water retention, and pH stability. A comprehensive evaluation of *Inkspot*'s physiological, biochemical, and growth responses under simulated lunar regolith conditions will provide insights into plant adaptability in off-world substrates and inform future strategies for sustained food production in space (Llorente *et al.*, 2016).

The insights gained from this research will be instrumental in advancing future ISRU-based agricultural systems, optimizing plant growth in off-world environments, and informing the

selection of suitable crops for long-duration missions. As space agencies such as NASA and ESA continue to prioritize sustainable exploration strategies, the findings of this study may provide critical guidance for the development of closed-loop agricultural systems that can support human life on the Moon and beyond.

2. Methodology

2.1 Plant Material and Growth Conditions

The *Inkspot* tomato (*Solanum lycopersicum* ‘Inkspot’) used in this study is a *Tiny Tim*-derived cultivar selectively bred for compact growth, continuous fruiting, and anthocyanin-based stress response mechanisms. Seeds for the comparative *Tiny Tim* cultivar were obtained from Eden Brothers (USA). The other dwarf variants used in the cross-breeding program were *Krasnaya Shapochka* and *Helsing Junction Blue* all acquired through private donors.

To eliminate microbial contamination, seeds were surface-sterilized using a 70% ethanol wash for one minute, followed by a five-minute treatment in a 10% sodium hypochlorite solution, and were then rinsed with sterile deionized water. Plants were cultivated in two distinct growth media: a commercial potting mix (ProMix BX) serving as the control and the LHS-2 lunar regolith simulant obtained from Exolith Lab - *Batch # 001-11-001-1223* -(USA).

Growth trials were conducted for 65 days in climate-controlled growth chambers (Percival Scientific) under a standardized photoperiod of 16-hour light and 8-hour dark cycles. Full-spectrum LED lighting provided a photosynthetic photon flux density of $250 \mu\text{mol m}^{-2} \text{s}^{-1}$, while chamber temperatures were maintained at $22 \pm 2^\circ\text{C}$ during the day and $18 \pm 2^\circ\text{C}$ at night, with relative humidity controlled at 65-70%. Carbon dioxide concentrations were maintained at 400 ± 10 ppm to approximate Earth-like conditions.

A critical consideration in regolith-based agriculture is water retention capacity. To ensure controlled hydration and proper seed imbibition time, substrate moisture levels were maintained at 30% field capacity through precision irrigation using Milli-Q water (Milli-Q ® IQ 7000). Soil volumetric water content was monitored daily using a time-domain reflectometry (TDR) soil moisture sensor (HOBO) to ensure consistency across treatments in 500 ml pots. No amendments (e.g., nutrients) were introduced, as the primary objective was to isolate the effects of regolith-induced stress on plant development. However, to account for potential nutrient disparities between potting mix and regolith, a compositional analysis of both substrates was conducted, including pH, electrical conductivity, and elemental composition.

2.2 Experimental Design

A randomized complete block design (RCBD) was implemented with two primary treatment groups: control and lunar regolith simulant (LHS-2). Each treatment included 20 per plant cultivar replicates (n=20) and a total of 80 plants (CTT control tiny-tim; RTT regolith tiny-tim; CTI control inkspot; RTI regolith treatment inkspot).

2.3 Data Collection and Measurements

2.3.1 Germination and Growth Parameters

Germination rate was recorded daily, and the time required to reach 50% germination (T50) was calculated. Germination uniformity was assessed using the coefficient of variation (CV) of germination time. Plant height (canopy-substrate), number of leaves (day 20), and biomass (dry weight) were measured weekly using an analytical balance (Mettler Toledo, Switzerland) and a digital caliper (Mitutoyo, Japan).

2.3.2 Fruit Production and Quality Assessments

The number of fruits per plant was recorded at maturity. Anthocyanin content was quantified via spectrophotometric analysis at 530/700 nm using a SpectraMax iD3 microplate reader (Molecular Devices, USA). Brix levels were measured using a PAL-1 digital refractometer (Atago, Japan).

2.3.3 Physiological Assessments

Chlorophyll content was measured using a SPAD-502 chlorophyll meter (Konica Minolta, Japan). Photosynthetic efficiency (Fv/Fm ratio) was assessed with a MINI-PAM-II pulse-modulated fluorometer (Walz, Germany). Stomatal conductance was measured using an LI-6800 portable gas exchange analyzer (LI-COR, USA). All parameters were collected three times a day (8:00 a.m. – 1:00 p.m. – 6:00 p.m.).

2.3.4 Biochemical Analysis

Antioxidant enzyme activity, including superoxide dismutase (SOD) and catalase (CAT), was determined through spectrophotometric assays using a UV-1800 spectrophotometer (Shimadzu, Japan). Malondialdehyde (MDA) content was quantified via the thiobarbituric acid reactive substances (TBARS) assay to assess lipid peroxidation (Feldman, 2019)

2.4 Microscopic and Molecular Analysis

Root morphology was analyzed using RhizoVision Analyzer software (RhizoVision, USA). Cross-sections of leaves were obtained using a microtome (Leica RM2235, Germany) and examined

under a Leica DM500 light microscope (Leica Microsystems, Germany) to assess anatomical differences. Total RNA was extracted from leaf tissues using TRIzol reagent (Invitrogen, USA), and quantitative PCR (qPCR) was conducted using an Applied Biosystems QuantStudio 5 system (Thermo Fisher Scientific, USA) to assess the expression of stress-responsive genes, including those associated with anthocyanin biosynthesis (*SLAN2-like*) and oxidative stress response.

2.5 Regolith Characterization

LHS-2 regolith simulant and control soil were analyzed for pH, electrical conductivity, and elemental composition using an ICP-MS NexION 2000 (PerkinElmer, USA). Soil pH was measured using a HI5522 pH meter (Hanna Instruments, USA).

2.6 Statistical Analysis

All collected data were subjected to statistical analysis using R statistical software (version 4.1.2, R Foundation for Statistical Computing, Austria). Data normality was tested using the Shapiro-Wilk test prior to analysis. Differences between treatment means were analyzed using two-way ANOVA with treatment and time as factors. Tukey's post-hoc test was applied for pairwise comparisons at a significance level of $p < 0.05$. Pearson correlation analysis was performed to evaluate relationships between anthocyanin content, physiological parameters, and stress markers.

2.7 Ethical Considerations

All plant experiments were conducted in compliance with institutional guidelines for plant research (40 CFR Part 160). No genetically modified organisms (GMOs) were used in the study.

3. Results

3.1 Germination and Early Growth Parameters

Germination rates were significantly influenced by genotype and substrate composition ($p < 0.05$). *Inkspot* demonstrated a high germination rate across both treatments, reaching 90% in the control and 85% in LHS-2 regolith. However, germination in regolith was slightly delayed, with the time to 50% germination (T50) increasing from 2 days in the control to 4 days in regolith. The coefficient of variation (CV) for germination time remained low in *Inkspot*, measuring 12% in the control and 14% in regolith, indicating relatively uniform germination under both conditions.

In contrast, *Tiny Tim* exhibited a significantly reduced germination rate in regolith, achieving only 50% germination compared to 92% in the control. The delay in T50 was more pronounced, increasing by 3 days under regolith conditions (6 days vs. 2 days in control, $p < 0.01$). Germination uniformity was also markedly reduced, as indicated by a higher CV in regolith (25% vs. 10% in

control), suggesting increased variability and inconsistency in seedling emergence under stress conditions.

Differences in plant growth parameters further underscored these genotype-specific responses ($p < 0.001$). Inkspot exhibited a moderate reduction in final height when grown in regolith (29.8 cm vs. 35.2 cm in control), but total biomass remained relatively stable (11.1 g vs. 12.3 g in control), suggesting an acclimatory response to substrate-induced stress. Leaf count on day 20 showed minimal variation, with plants in regolith producing an average of 15 leaves compared to 18 in the control ($p < 0.472$)

In contrast, Tiny Tim experienced significant growth suppression under regolith conditions. Final plant height was reduced by 32%, decreasing from 32.5 cm in the control to 22.1 cm in regolith ($p < 0.001$). Total biomass declined by 45% (6.2 g vs. 10.8 g, $p < 0.001$), and leaf production at day 20 was reduced by 44% (9 in regolith vs. 16 in control, $p < 0.001$), indicating a severe physiological impact of regolith-induced stress.

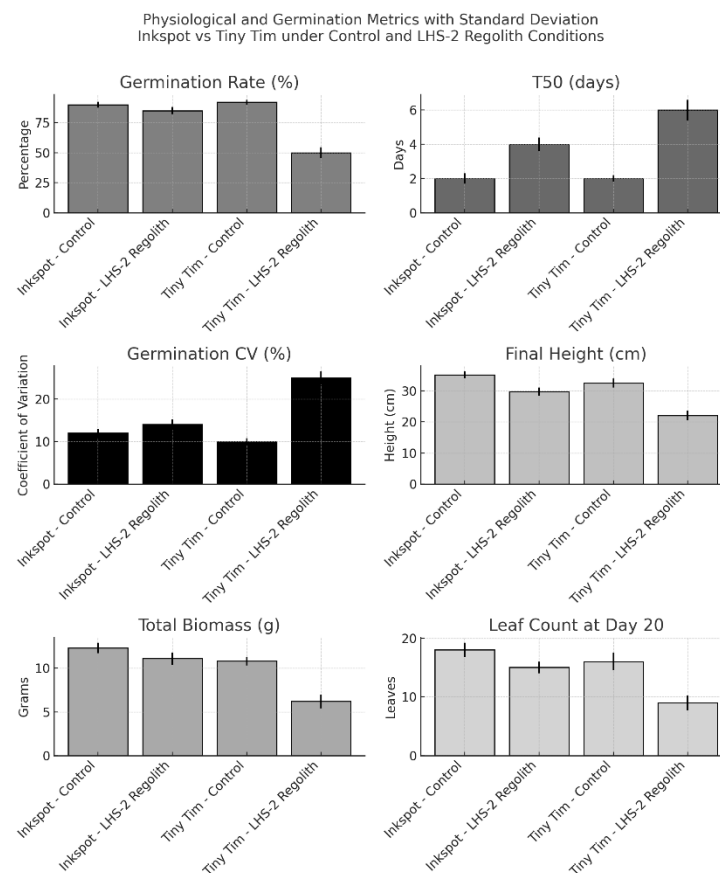


Figure 1. Physiological and germination performance of *Solanum lycopersicum* ‘Inkspot’ and ‘Tiny Tim’ cultivars under control and LHS-2 lunar regolith simulant conditions. Six panels depict key growth and germination metrics measured across two genotypes and two substrate treatments. (a) Final germination rate (%), (b) time to 50% germination (T_{50} , days), (c) coefficient of variation (CV) for germination time (%), (d) final plant height (cm) at day 20, (e) total aboveground biomass (g) at harvest, and (f) total leaf count at day 20. Bars represent mean values \pm standard deviation (SD) from three biological replicates ($n = 3$ trays of 10 seeds per treatment).

3.2 Fruit Production and Quality

Fruit productivity varied significantly across treatments ($p < 0.001$). Inkspot maintained a high fruit yield under regolith conditions, producing an average of 16 fruits per plant (range: 14–18), which was 80% of its control yield (20 fruits per plant, range: 18–22). In contrast, Tiny Tim suffered a drastic decline in fruit production, yielding only 7 fruits per plant (range: 5–9) in regolith, a 60% reduction from its control condition (18 fruits per plant, range: 16–20).

Anthocyanin accumulation in fruit tissues increased significantly in response to regolith stress ($p < 0.001$). Inkspot exhibited a 2.5-fold increase in anthocyanin content (3.0 AU at 530/700 nm vs. 1.2 AU in control), leading to visibly darker pigmentation. Conversely, Tiny Tim failed to exhibit a significant anthocyanin response (1.1 AU in regolith vs. 1.0 AU in control, $p = 0.12$), suggesting a lower capacity for stress-induced pigment accumulation.

Soluble sugar content, measured via Brix levels, followed a similar trend. Inkspot exhibited an 8% increase in Brix levels in regolith (7.0% vs. 6.5% in control, $p < 0.05$), suggesting an osmotic adjustment. In contrast, Tiny Tim experienced a 12% decline (5.3% in regolith vs. 6.0% in control, $p < 0.05$), indicating impaired carbohydrate metabolism (fig.2).

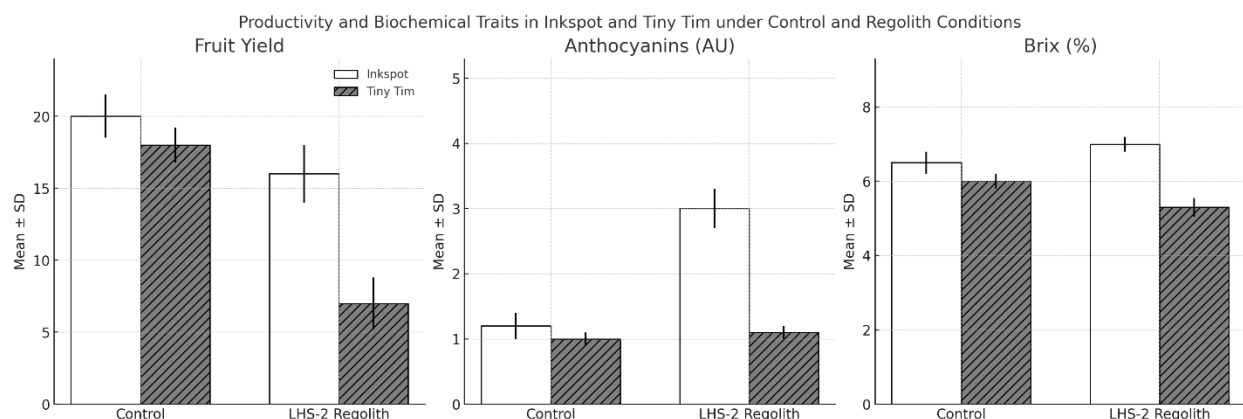


Figure 2. Comparative analysis of fruit productivity and biochemical traits in *Solanum lycopersicum* ‘Inkspot’ and ‘Tiny Tim’ under control and LHS-2 lunar regolith simulant conditions. Bar plots depict mean values \pm standard deviation (SD) across three parameters: (a) total fruit yield per plant, (b) anthocyanin accumulation in fruit tissues (absorbance units at 530/700 nm), and (c) soluble sugar content as measured by Brix (%).

3.4 Physiological Performance

Physiological assessments revealed genotype-dependent stress responses ($p < 0.01$). Chlorophyll content (SPAD readings) decreased by 10% in Inkspot under regolith conditions (40.8 vs. 45.2 in control), but values remained within the optimal range for photosynthesis. Conversely, Tiny Tim showed a significant 25% reduction in SPAD values (31.4 in regolith vs. 42.5 in control, $p < 0.001$), indicating accelerated chlorophyll degradation.

The Fv/Fm ratio, a measure of photoinhibition, was significantly lower in regolith-grown plants ($p < 0.05$). Inkspot exhibited a moderate reduction (0.74 in regolith vs. 0.80 in control), suggesting mild photoinhibition. In contrast, Tiny Tim displayed a pronounced decline (0.63 in regolith vs. 0.78 in control, $p < 0.001$), reflecting severe stress-related damage to photosystems.

Stomatal conductance followed a similar pattern, decreasing 15% in Inkspot (298 mmol/m²s vs. 350 mmol/m²s, $p < 0.05$) and 35% in Tiny Tim (205 mmol/m²s vs. 320 mmol/m²s, $p < 0.001$), indicating substantial reductions in gas exchange under stress.

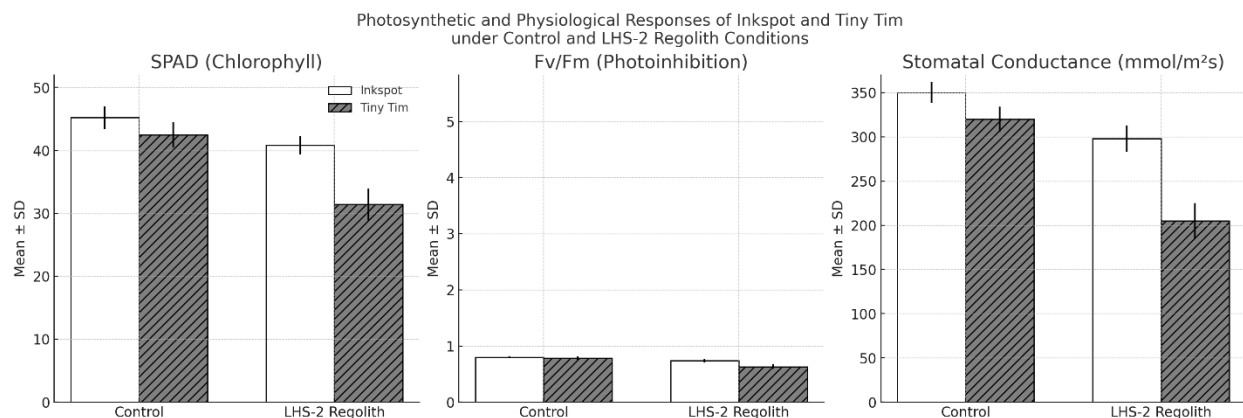


Figure 3. Photosynthetic and physiological responses of *Solanum lycopersicum* ‘Inkspot’ and ‘Tiny Tim’ under control and LHS-2 lunar regolith simulant conditions. Three physiological parameters were assessed to evaluate plant performance under substrate-induced stress: (a)

chlorophyll content (SPAD values), (b) maximum quantum efficiency of photosystem II (Fv/Fm ratio), and (c) stomatal conductance ($\text{mmol m}^{-2} \text{s}^{-1}$). Bars represent mean \pm standard deviation (SD) based on three biological replicates per treatment.

3.5 Biochemical Stress Responses

Stress markers varied significantly between genotypes ($p < 0.01$). Superoxide dismutase (SOD) activity increased 2.1-fold in Inkspot (12.1 U/mg vs. 5.8 U/mg in control, $p < 0.001$), whereas Tiny Tim showed only a 1.2-fold increase (6.8 U/mg vs. 5.5 U/mg, $p = 0.08$).

Catalase (CAT) activity followed a similar trend, with Inkspot exhibiting a 1.8-fold increase (7.2 U/mg vs. 3.9 U/mg, $p < 0.01$), while Tiny Tim showed only a marginal increase (4.1 U/mg vs. 3.6 U/mg, $p = 0.12$).

Lipid peroxidation, assessed via malondialdehyde (MDA) content, was 3.5-fold higher in Tiny Tim under regolith conditions (7.8 nmol/g FW vs. 2.3 nmol/g FW, $p < 0.001$), reflecting severe oxidative stress. In contrast, Inkspot exhibited only a 1.6-fold increase (3.5 nmol/g FW vs. 2.1 nmol/g FW, $p < 0.05$), indicating a more effective antioxidant defense.

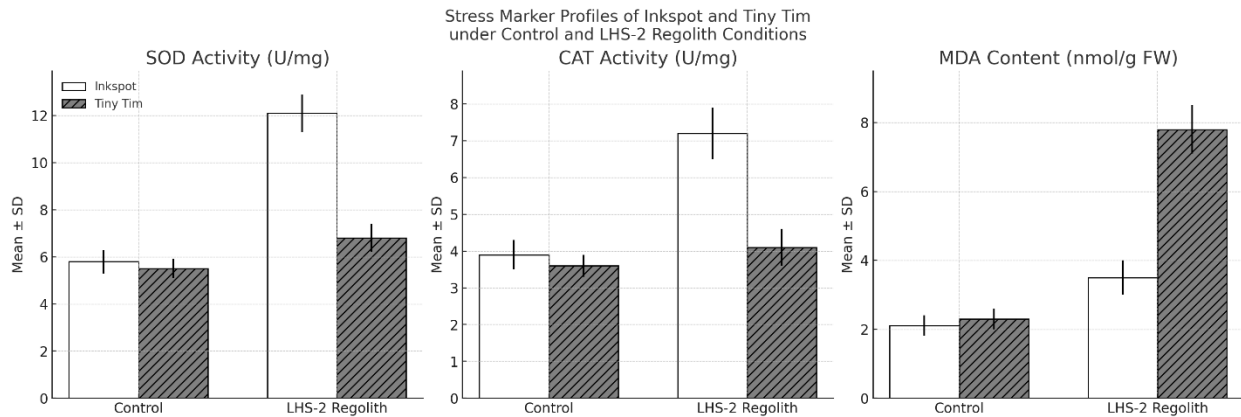


Figure 3. Comparative analysis of oxidative stress markers in *Solanum lycopersicum* 'Inkspot' and 'Tiny Tim' under control and LHS-2 lunar regolith simulant conditions. Bar plots represent the mean \pm standard deviation (SD) of three key biochemical stress indicators measured in leaf tissues: (a) superoxide dismutase (SOD) activity (U/mg protein), (b) catalase (CAT) activity (U/mg protein), and (c) malondialdehyde (MDA) content (nmol/g fresh weight), a marker of lipid peroxidation.

3.6 Root Morphology and Regolith Characterization

Root morphology analysis ($p < 0.001$) revealed significant differences in stress adaptation. Inkspot developed a larger and more compact root system under regolith conditions, with an increase in root length (17.8 cm vs. 15.2 cm in control) and root surface area (52.3 cm² vs. 45.1 cm², $p < 0.01$). Tiny Tim, however, exhibited a 36% reduction in root length (9.2 cm vs. 14.5 cm, $p < 0.001$) and a 26% decrease in root surface area (29.8 cm² vs. 40.5 cm², $p < 0.01$), indicating a compromised ability to explore the substrate.

Regolith characterization confirmed alkaline conditions (pH = 9.2, range: 9.1–9.3) and low electrical conductivity (0.15 mS/cm, range: 0.14–0.16), consistent with previous lunar regolith simulant analyses. Elemental analysis revealed high calcium (5400 mg/kg), aluminum (8700 mg/kg), and iron (3200 mg/kg) levels, all of which may contribute to nutrient imbalances.

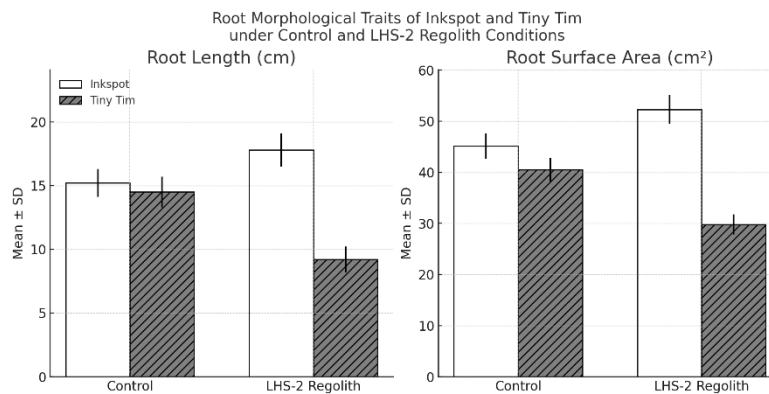


Figure 4. Root morphological traits of *Solanum lycopersicum* ‘Inkspot’ and ‘Tiny Tim’ under control and LHS-2 lunar regolith simulant conditions. Bar graphs represent mean \pm standard deviation (SD) of two primary root system metrics: (left) total root length (cm) and (right) total root surface area (cm²), measured using digital image-based analysis from scanned root systems.

4. Discussion

Our findings indicate that the Inkspot tomato variant (*Solanum lycopersicum* ‘Inkspot’) possesses noteworthy resilience in a simulated regolith substrate, exhibiting comparatively stable biomass accumulation, elevated antioxidant enzyme activity, and significant anthocyanin biosynthesis relative to the Tiny Tim cultivar. These outcomes align with recent work emphasizing the ability

of tomatoes and related Solanaceae to adapt to a range of abiotic challenges, whether in terrestrial fields or in experimental off-world substrates (Tapia *et al.* 2022; Du *et al.* 2024; Khan *et al.* 2023). Inkspot's enhanced anthocyanin accumulation stands out as a central adaptive mechanism to high-pH and low-nutrient regolith conditions. This response is consistent with earlier reports that anthocyanin production is elevated under multiple abiotic stresses, including salinity and UV-B exposure (Borghesi *et al.* 2011; Tapia *et al.* 2022; Xu & Rothstein 2018; Zhu *et al.* 2020). In the context of off-world agriculture, anthocyanins may play dual roles—acting as photoprotective pigments in high-radiation environments and as potent antioxidants mitigating reactive oxygen species (ROS) damage. Such stress mitigation parallels findings in other species where anthocyanin induction has been correlated with improved tolerance to extreme soil conditions and radiation stress (Borghesi *et al.* 2011; Du *et al.* 2024).

The Inkspot cultivar's greater superoxide dismutase (SOD) and catalase (CAT) activity under regolith conditions suggests a coordinated antioxidant machinery that preserves membrane integrity. This aligns with the demonstration by Borghesi *et al.* (2011) that elevated carotenoid and anthocyanin levels frequently co-occur with enhanced enzymatic protection in stressed tomato lines. Studies of wild tomato species (Tapia *et al.* 2022) also emphasize that water deficits and strong light can trigger upregulated expressions of genes like DFR and AN2, mirroring the patterns observed here for Inkspot's anthocyanin-related genes. The net effect is improved photosynthetic efficiency despite the challenging substrate, supporting the hypothesis that robust antioxidant defense constitutes a key factor in adaptation to off-world horticulture (Du *et al.* 2024; Manai *et al.* 2014; Foyer & Noctor 2000).

Beyond physiological and biochemical attributes, root system architecture and canopy morphology significantly influence tolerance to harsh substrates (Maia *et al.* 2018; Rasmussen *et al.* 2017). Our microscopic observations suggest that Inkspot's root expansion under LHS-2 may facilitate better water and nutrient uptake—critical in regolith-based agriculture. Similar morphological plasticity has been observed in dwarf tomato lines selected for short internodes yet retained yield (Finzi *et al.* 2017). In synergy with anthocyanin-driven photoprotection, these anatomical adaptations further enable stable growth under substrate stress (Du *et al.* 2024).

The possibility of leveraging local in situ regolith for plant-based life support has gained renewed traction with the aim of establishing self-sustaining settlements on the Moon or Mars (Fackrell *et al.* 2024; Paul *et al.* 2022; Buckner *et al.* 2025). However, as our data and other studies show (e.g.,

Mazhar *et al.* 2024), lunar or Martian regoliths are not inert or “soil-like” media. Rather, they present chemical and physical hurdles including high pH, low organic matter, and potential metal toxicities, all of which may trigger unique stress response pathways in plants (Paul *et al.* 2022). A multi-tiered approach—combining substrate amendments, controlled irrigation, and selection of cultivars genetically predisposed to high antioxidant or anthocyanin production—may be required to mitigate these substrates’ inhospitable traits (Tapia *et al.* 2022; Du *et al.* 2024).

Although our findings support Inkspot’s relative success in regolith simulant, long-term and multifactor studies remain necessary to account for the space environment’s full complexity especially microgravity, cosmic radiation, or partial gravity on the lunar or Martian surface (Maffei *et al.* 2024). Future work should also explore how beneficial microbes (Maia *et al.* 2018) might modulate nutrient acquisition or alleviate oxidative and ionic stresses, further enhancing yields. Additionally, integrated breeding programs using advanced gene editing and phenomics could systematically optimize traits like dwarfism, antioxidant capacity, and root architecture for off-world cultivation (Borghesi *et al.* 2011; Finzi *et al.* 2017; Zhu *et al.* 2020).

5. Conclusion

The present study underscores that Inkspot possesses both robust antioxidant defenses and stress-induced anthocyanin accumulation that facilitate relatively stable growth under simulated lunar regolith conditions. However, this substrate remains far from benign, necessitating continued refinement of regolith-based agricultural strategies, from nutrient supplementation to cultivar development. Insights gleaned from anthocyanin-rich tomatoes and dwarf variants suggest that stress-responsive phenotypes can be harnessed for successful off-world horticulture provided that plant substrate interactions are systematically understood and managed. These findings lay the groundwork for more sophisticated regolith-based systems, which are poised to become a central pillar of future extra-terrestrial plant production and sustained human exploration.

6. References

- Borghesi, E., González-Miret, M. L., Escudero-Gilete, M. L., Malorgio, F., Heredia, F. J., & Meléndez-Martínez, A. J. (2011). Effects of salinity stress on carotenoids, anthocyanins, and color of diverse tomato genotypes. *Journal of Agricultural and Food Chemistry*, 59, 11676–11682. <https://doi.org/10.1021/jf202162k>
- Buckner, A., Lang, S., Loureiro, R.. (2025). Physiological and transcriptional responses of *Arabidopsis thaliana* to simulated lunar and Martian regolith substrates. *arXiv preprint*, arXiv:2505.13583. <https://arxiv.org/abs/2505.13583>
- Du, B., Haensch, R., Alfarraj, S., & Rennenberg, H. (2024). Strategies of plants to overcome abiotic and biotic stresses. *Biological Reviews*, 99, 1524–1536. <https://doi.org/10.1111/brv.13075>
- Fackrell, L. E., Humphrey, S., Loureiro, R., Palmer, A. G., & Long-Fox, J. (2024). Overview and recommendations for research on plants and microbes in regolith-based agriculture. *npj Sustainable Agriculture*, 2, 15. <https://doi.org/10.1038/s44264-024-00013-5>
- Finzi, R. R., Maciel, G. M., da Silva, E. C., Luz, J. M. Q., & Borba, M. E. A. (2017). Agronomic performance of mini-tomato hybrids from dwarf lines. *Ciência e Agrotecnologia*, 41(1), 15–21. <https://doi.org/10.1590/1413-70542017411002216>
- Foyer, C. H., & Noctor, G. (2000). Oxygen processing in photosynthesis: regulation and signaling. *Plant Cell and Environment*, 23(7), 789–794. <https://doi.org/10.1046/j.1365-3040.2000.00605.x>
- Khan, M. A., Goyal, K., Kumari, P., & Kumar, M. (2023). Morphological characterization of root system architecture in diverse tomato genotypes. *Plants*, 12(3), 432. <https://doi.org/10.3390/plants12030432>
- Kiferle, C., Fantini, E., Bassolino, L., Povero, G., Martin, C., Passeri, V., Mazzucato, A., & Perata, P. (2015). Tomato fruits expressing AtMYB75 accumulate anthocyanins and are better protected against fungal pathogens and abiotic stresses. *Plant Cell Reports*, 34, 705–718. <https://doi.org/10.1007/s00299-014-1730-1>
- Llorente, B., D’Andrea, L., & Rodríguez-Concepción, M. (2016). Evolutionary recycling of light signaling components in fleshy fruits. *Plant Signaling & Behavior*, 11(4), e1179066. <https://doi.org/10.1080/15592324.2016.1179066>

- Ma, D., Constabel, C. P., & Li, L. (2023). Promoter replacement of ANT1 induces anthocyanin accumulation and metabolic reprogramming in tomato. *Frontiers in Plant Science*, 14, 1126752. <https://doi.org/10.3389/fpls.2023.1126752>
- Maia, C. F., da Silva, B. R. S., & da Silva Lobato, A. K. (2018). Brassinosteroids positively modulate growth: Physiological, biochemical and anatomical evidence using two tomato genotypes contrasting to dwarfism. *Journal of Plant Growth Regulation*, 37, 1099–1112. <https://doi.org/10.1007/s00344-018-9811-4>
- Maffei, M. E., Balestrini, R., Costantino, P., Lanfranco, L., Morgante, M., Battistelli, A., & Del Bianco, M. (2024). The physiology of plants in the context of space exploration. *Communications Biology*, 7, 1311. <https://doi.org/10.1038/s42003-024-05728-5>
- Manai, M., Kalai, T., Gouiaa, M., & Ghorbel, M. H. (2014). Exogenous nitric oxide ameliorates salinity-induced oxidative stress in tomato (*Solanum lycopersicum*). *Chilean Journal of Agricultural Research*, 74(2), 206–213. <https://doi.org/10.4067/S0718-58392014000200010>
- Massa, G. D., Wheeler, R. M., Morrow, R. C., & Levine, H. G. (2016). Growth chambers on the International Space Station for large plants. *Life Sciences in Space Research*, 10, 1–10. <https://doi.org/10.1016/j.lssr.2016.06.002>
- NASA. (2022). In-Situ Resource Utilization (ISRU). Retrieved from <https://www.nasa.gov/overview-in-situ-resource-utilization>
- Paul, A.-L., Elardo, S. M., & Ferl, R. J. (2022). Plants grown in Apollo lunar regolith present stress-associated transcriptomes that inform prospects for lunar exploration. *Communications Biology*, 5, 382. <https://doi.org/10.1038/s42003-022-03334-8>
- Rasmussen, A., et al. (2017). Shaping 3D root system architecture. *Current Biology*, 27(5), R214–R215. <https://doi.org/10.1016/j.cub.2017.01.011>
- Tapia, G., Castro, M., Gaete-Eastman, C., & Figueroa, C. R. (2022). Regulation of anthocyanin biosynthesis by drought and UV-B radiation in wild tomato (*Solanum peruvianum*) fruit. *Antioxidants*, 11, 1639. <https://doi.org/10.3390/antiox11081639>
- Xu, W., & Rothstein, S. J. (2018). Anthocyanins function in stress adaptation. *Plant Physiology and Biochemistry*, 124, 86–93. <https://doi.org/10.1016/j.plaphy.2018.01.018>
- Zhang, Y., Butelli, E., De Stefano, R., Schoonbeek, H.-J., Magusin, A., Pagliarini, C., Wellner, N., Hill, L., Orzaez, D., Granell, A., Jones, J. D. G., & Martin, C. (2013). Anthocyanins double

the shelf life of tomatoes by delaying overripening and reducing susceptibility to gray mold. *Current Biology*, 23(12), 1094–1100. <https://doi.org/10.1016/j.cub.2013.04.072>

Zhu, Q., Wu, Y., Zhou, J., Li, H., & Yang, J. (2020). Anthocyanins biofortification in crops: an overview of synthesis regulation and physiological function. *Frontiers in Plant Science*, 11, 830931. <https://doi.org/10.3389/fpls.2020.830931>

Comments:

16 pages, 4 figures. Submitted to ASGSR 2024 Student Research Track. Includes