

# Four Eyes Are Better Than Two: Harnessing the Collaborative Potential of Large Models via Differentiated Thinking and Complementary Ensembles

Jun Xie<sup>1,\*</sup>, Xiongjun Guan<sup>2,\*;†</sup>, Yingjian Zhu<sup>3</sup>, Zhaoran Zhao<sup>1</sup>,  
Xinming Wang<sup>4,5</sup>, Hongzhu Yi<sup>6</sup>, Feng Chen<sup>1</sup>, Zhepeng Wang<sup>1,†</sup>

<sup>1</sup>Lenovo Research      <sup>2</sup>Tsinghua University

<sup>3</sup>School of Artificial Intelligence, University of Chinese Academy of Sciences (UCAS)

<sup>4</sup>Institute of Automation, Chinese Academy of Sciences(CAS) <sup>5</sup>Zhongguancun Academy

<sup>6</sup>University of Chinese Academy of Sciences

{xiejun, zhaozr3, chenfengl3, wangzpb}@lenovo.com,

{zhuyingjian24, yihongzhu23}@mailsucas.ac.cn, wangxinming2024@ia.ac.cn,

gxj21@mails.tsinghua.edu.cn

## Abstract

*In this paper, we present the **runner-up solution** for the **Ego4D EgoSchema Challenge** at CVPR 2025 (Confirmed on May 20, 2025). Inspired by the success of large models, we evaluate and leverage leading accessible multimodal large models and adapt them to video understanding tasks via few-shot learning and model ensemble strategies. Specifically, diversified prompt styles and process paradigms are systematically explored and evaluated to effectively guide the attention of large models, fully unleashing their powerful generalization and adaptability abilities. Experimental results demonstrate that, with our carefully designed approach, directly utilizing an individual multimodal model already outperforms the previous state-of-the-art (SOTA) method which includes several additional processes. Besides, an additional stage is further introduced that facilitates the cooperation and ensemble of periodic results, which achieves impressive performance improvements. We hope this work serves as a valuable reference for the practical application of large models and inspires future research in the field. Our Code is available at <https://github.com/XiongjunGuan/EgoSchema-CVPR25>.*

## 1. Introduction

EgoSchema [9] is a very long-form video question-answering dataset derived from Ego4D [6]. It comprises over 5,000 manually curated multiple-choice question-answer pairs, covering more than 250 hours of real-world

video data. For each question, the EgoSchema challenge at CVPR 2025 [5] requires selecting the correct answer from five given options based on a three-minute video clip. The dataset spans a wide range of natural human activities and behaviors, characterized by long "temporal certificate" (the minimum video duration a human needs to answer the question accurately) [2] and diverse complexities. Therefore, it can serve as a diagnostic benchmark for evaluating the long-form video-language comprehension abilities of contemporary multimodal systems.

According to the training requirements, existing methods can be roughly divided into three categories: (1) Directly train a powerful model [1, 10, 11, 14]. By organizing appropriate datasets and refining reward functions, these methods can flexibly align the model's expected behavior with desired trends, enabling it to better capture and comprehend specific details within certain domains. Nevertheless, data scale and training costs are usually a significant limitation. (2) Fine tune large models to adapt to specific tasks [3, 7, 8]. By focusing on training only specific modules, the overall workload is greatly reduced, while efficiently leveraging the foundational knowledge integrated during the pre-training stage. However, there are still certain requirements for data scale, diversity, and quality. (3) Perform prompt tuning and function assemble on accessible large models [13, 16, 17]. These approaches enable low-cost alignment of large models with user intent. Given the impressive performance of current large models, this paradigm of rapid deployment without additional training presents a highly appealing prospect.

Table 1 presents the performance comparison of existing works and participation methods. From the experimental results of the first group, it can be seen that methods based on

\* These authors contributed equally.

† Corresponding author.

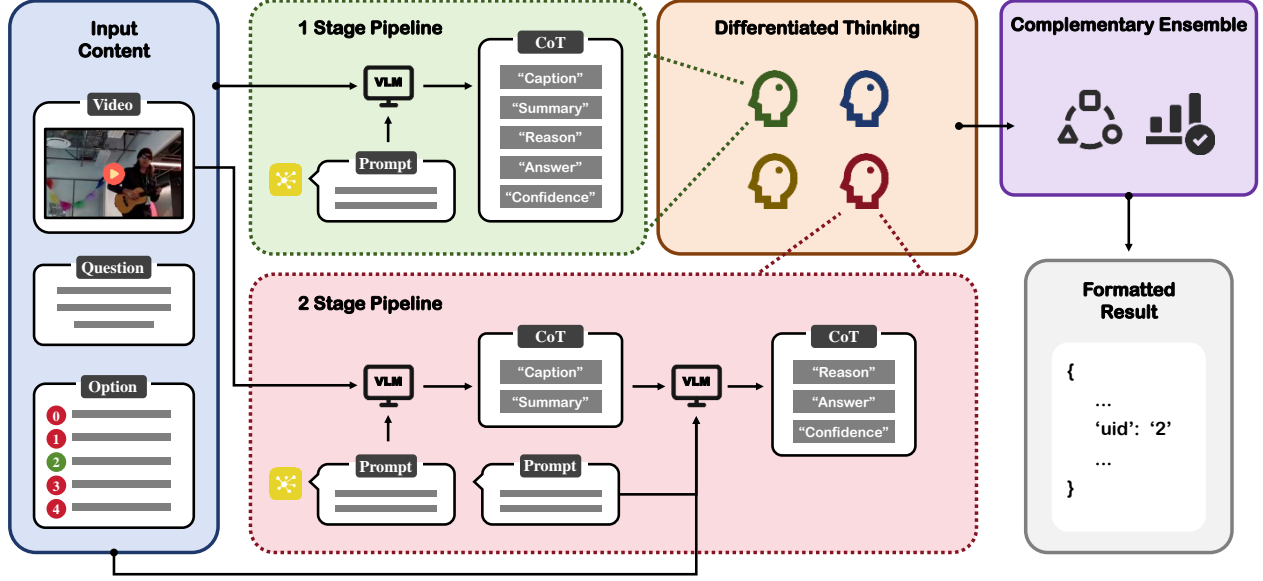


Figure 1. The framework of our proposed algorithm. The specific text content is omitted in the flowchart and reported in the main text.

prompt tuning and model assembling [13, 17] demonstrates remarkable superiority. Inspired by this, and considering the limited availability of labeled data (500 samples), we also adopt this training-free approach and conduct further exploration.

Unlike previous serial approaches that involve multi-stage processes [13, 17], we conducted a systematic evaluation of prompts and chains of thought, achieving comparable and even superior performance by directly adopting end-to-end large models. This approach eliminates the need for cumbersome functional integration, significantly simplifying the complexity of the processing workflow. Furthermore, we performed an in-depth analysis of the result complementarity brought by differentiated thinking patterns and paradigms. By leveraging this collaborative advantage through model ensemble, we further achieved a substantial improvement in accuracy.

## 2. Method

The overview of our proposed algorithm is shown in Figure 1. For a given set of input content, which includes a specific video along with corresponding question and options, we construct various prompts, data streams, and Chain of Thoughts (CoT). These are then fed into Video-Language Models (VLMs) to generate several responses with multiple focal points. Next, the most complementary CoT results are summarized and ensembled to determine the final answer, which is then presented in a structured and formatted manner. The following subsections provide detailed introductions to each module, organized according to the sequence of data flow.

### 2.1. Model Selection

We first determine the candidate large VLMs that can adapt to this task. A fundamental principle is that video description function should demonstrate strong multimodal and visual comprehension, while the response function requires robust logical reasoning and language proficiency. According to relevant evaluations and reports, the following models have been selected and tested: LaViLa [18], GPT-4o<sup>1</sup>, Gemini 2.0 flash / 2.5 pro<sup>2</sup>, DeepSeek R1 / V3<sup>3</sup>.

### 2.2. Design of Pipeline

Previous methods [13, 17] mostly adopted a **2-stage process**. As shown in the red part of Figure 1, in the first stage, a VLM is used to generate a description of the video. In the second stage, the intermediate results and input content are input into another VLM to obtain the final result. This approach can be considered a trade-off, as earlier VLMs lacked adequate multimodal understanding and the ability to process long-form content effectively. Advancements in large-scale modeling technology have largely addressed these limitations. Leveraging this progress, we develop a **1-stage process**, illustrated in the green part of Figure 1. Experimental results reveal that this scheme outperforms 2-stage pipeline. One reasonable explanation is that 1-stage paradigm inherently captures all information, minimizing omissions and cumulative errors between phases. Moreover, the end-to-end input-output design significantly simplifies the complex multi-stage process.

<sup>1</sup><https://openai.com/index/hello-gpt-4o/>.

<sup>2</sup><https://gemini.google.com/app/>.

<sup>3</sup><https://chat.deepseek.com/>.

### 2.3. Adjustment of Prompt Words

Three styles of prompts are carefully designed and validated, including: (1) **P1**: Minimalist style text that succinctly explains requirements; (2) **P2**: Detailed style text that provides examples of lengthy thought processes; (3) **P3**: Guiding style text that provides more rule guidance and moderate examples. The specific text content mentioned above is provided in supplementary materials (Section 5).

### 2.4. Construction of CoT

In this part, we implicitly construct the CoT process for large VLMs by specifying the items of output, thereby guiding their analysis and inference. Specifically, five components are taken into account: captions of video clips (4s in this paper), summary of the entire video, the reason behind the decision, the answer of selected option number, and the confidence level. In the 2-stage paradigm, the first two and the last three items serve as the outputs of the first and second stages, respectively. On the other hand, all content needs to be provided sequentially in 1-stage paradigm.

### 2.5. Model Ensemble

By arranging and combining the aforementioned strategies, a variety of differentiated thinking outcomes can be achieved. Based on this foundation, highly effective and distinctive modes are selected and integrated to maximize their complementary strengths. Let  $y_i$  and  $\hat{y}_i$  represent the ground truth and predicted result, respectively, the confidence level of a certain mode is calculated as

$$w = \sum_i \mathbb{I}(y_i = \hat{y}_i) / n, \quad (1)$$

where  $\mathbb{I}$  is the indicator function,  $n$  is total number of samples evaluated. The similarity between any two modes A and B is represented as

$$\text{sim}(A, B) = \sum_i \mathbb{I}(\hat{y}_i^A = \hat{y}_i^B) / n. \quad (2)$$

This similarity is used to modulate the weight of each mode to avoid the influence of excessively amplifying similar opinions. The final expression for model ensemble can be expressed as

$$r = \arg\max_c \left( \sum_k \frac{w^k}{\sum \text{sim}(a, b)} \cdot \mathbb{I}(\hat{y}^k = c) \right), \quad (3)$$

where  $a$ ,  $b$  and  $k$  are indexes of different modes,  $c$  is the option number,  $r$  is the final decision.

## 3. Experiments

Table 1 lists the primary results of existing publicly available methods and participating teams of leaderboard. The

Table 1. Performance comparison of existing works (upper group) and the top five teams (lower group) on the public leaderboard. Our method is indicated by gray shading.

Method	Rank	Accuracy
mPLUG-Owl [15] <sup>†</sup>	-	0.31
LongViViT [10] <sup>†</sup>	-	0.33
InternVideo2 [14] <sup>†</sup>	-	0.41
LLoVi [16] <sup>†</sup>	-	0.50
VideoAgent [12] <sup>†</sup>	-	0.54
ProViQ [4] <sup>†</sup>	-	0.57
Gemini 1.5 Pro [11] <sup>†</sup>	-	0.63
LifelongMemory [13] <sup>†</sup>	-	0.68
iLearn [17]	-	0.75
Noah’s_Ark_Lab	5	0.75
ccego	4	0.76
iLearn2.0	3	0.77
<b>L_PCIE (PCIE)</b>	<b>2</b>	<b>0.79</b>
Reality Distortion	1	0.81

<sup>†</sup> Reported from [17].

results demonstrate that our algorithm outperforms almost all previously proposed methods, showcasing significant improvements compared to past works proposed in related papers (75%  $\rightarrow$  79%). At the same time, our method ranks **2nd** among non-public competition proposals, exhibiting a certain level of competitiveness. The comprehensive roadmap of our technological evolution is presented in Figure 2. Due to limited resources, our initial exploration is conducted on 500 validation samples (marked in gray) and gradually transitioned to the entire 5000 set (marked in purple). In Section 6 of the supplementary materials, we briefly explain these ablation studies for our proposed solution, offering potential insights and inspiration for future works.

## 4. Conclusion

We present our proposed runner-up solution in the Ego4D EgoSchema challenge at CVPR 2025. Experimental results demonstrate the superiority of our approach. Especially, this paper details an in-depth exploration of prompts and Chain of Thought methodologies, specifically highlighting the advantages of collaboration among multiple large Vision-Language Models. We hope that the design philosophy and evolution of our work can provide valuable insights and inspiration for future researches.

## References

- [1] Josh Achiam, Steven Adler, Sandhini Agarwal, Lama Ahmad, Ilge Akkaya, Florencia Leoni Aleman, Diogo Almeida, Janko Altenschmidt, Sam Altman, Shyamal Anadkat, et al.

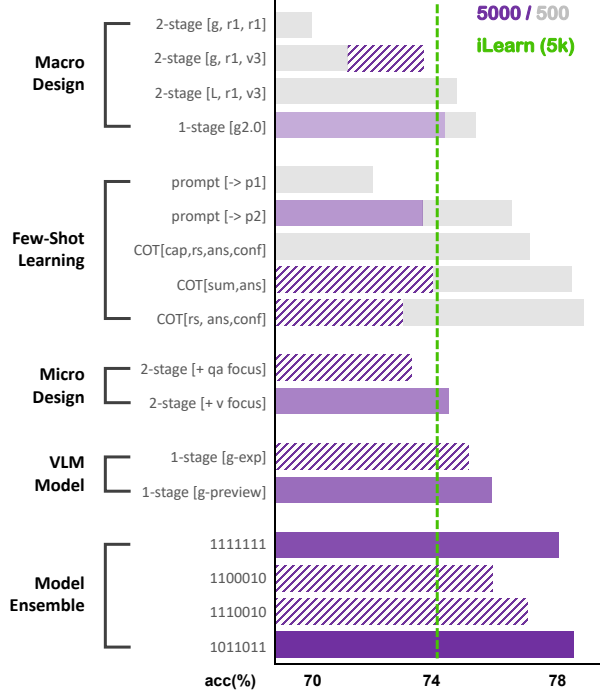


Figure 2. The comprehensive roadmap of our technological evolution. The diagonal line indicates that corresponding item is not adopted in the final solution. The green dashed line represents the publicly available SOTA method [17].

Gpt-4 technical report. *arXiv preprint arXiv:2303.08774*, 2023. 1

- [2] Ivana Balažević, Yuge Shi, Pinelopi Papalampidi, Rahma Chaabouni, Skanda Koppula, and Olivier J Hénaff. Memory consolidation enables long-context video understanding. *arXiv preprint arXiv:2402.05861*, 2024. 1
- [3] Zebang Cheng, Zhi-Qi Cheng, Jun-Yan He, Kai Wang, Yuxiang Lin, Zheng Lian, Xiaojiang Peng, and Alexander Hauptmann. Emotion-llama: Multimodal emotion recognition and reasoning with instruction tuning. *Advances in Neural Information Processing Systems*, 37:110805–110853, 2024. 1
- [4] Rohan Choudhury, Koichiro Niinuma, Kris M Kitani, and László A Jeni. Zero-shot video question answering with procedural programs. *arXiv preprint arXiv:2312.00937*, 2023. 3
- [5] egovis. Second joint egocentric vision (EgoVis) workshop, 2025. Accessed: May 21, 2025. 1
- [6] Kristen Grauman, Andrew Westbury, Eugene Byrne, Zachary Chavis, Antonino Furnari, Rohit Girdhar, Jackson Hamburger, Hao Jiang, Miao Liu, Xingyu Liu, et al. Ego4d: Around the world in 3,000 hours of egocentric video. In *Proceedings of the IEEE/CVF conference on computer vision and pattern recognition*, pages 18995–19012, 2022. 1
- [7] Neil Houlsby, Andrei Giurgiu, Stanislaw Jastrzebski, Bruna Morroni, Quentin De Laroussilhe, Andrea Gesmundo, Mona Attariyan, and Sylvain Gelly. Parameter-efficient transfer

learning for nlp. In *International conference on machine learning*, pages 2790–2799. PMLR, 2019. 1

- [8] Edward J Hu, Yelong Shen, Phillip Wallis, Zeyuan Allen-Zhu, Yuanzhi Li, Shean Wang, Lu Wang, Weizhu Chen, et al. Lora: Low-rank adaptation of large language models. *ICLR*, 1(2):3, 2022. 1
- [9] Karttikeya Mangalam, Raiymbek Akshulakov, and Jitendra Malik. Egoschema: A diagnostic benchmark for very long-form video language understanding. *Advances in Neural Information Processing Systems*, 36:46212–46244, 2023. 1
- [10] Pinelopi Papalampidi, Skanda Koppula, Shreya Pathak, Justin Chiu, Joe Heyward, Viorica Patraucean, Jiajun Shen, Antoine Miech, Andrew Zisserman, and Aida Nematzdeh. A simple recipe for contrastively pre-training video-first encoders beyond 16 frames. In *Proceedings of the IEEE/CVF Conference on Computer Vision and Pattern Recognition*, pages 14386–14397, 2024. 1, 3
- [11] Gemini Team, Petko Georgiev, Ving Ian Lei, Ryan Burnell, Libin Bai, Anmol Gulati, Garrett Tanzer, Damien Vincent, Zhufeng Pan, Shibo Wang, et al. Gemini 1.5: Unlocking multimodal understanding across millions of tokens of context. *arXiv preprint arXiv:2403.05530*, 2024. 1, 3
- [12] Xiaohan Wang, Yuhui Zhang, Orr Zohar, and Serena Yeung-Levy. Videoagent: Long-form video understanding with large language model as agent. *arXiv preprint arXiv:2403.10517*, 2024. 3
- [13] Ying Wang, Yanlai Yang, and Mengye Ren. Lifelongmemory: Leveraging llms for answering queries in long-form egocentric videos. *arXiv preprint arXiv:2312.05269*, 2023. 1, 2, 3
- [14] Yi Wang, Kunchang Li, Xinhao Li, Jiashuo Yu, Yinan He, Guo Chen, Baoqi Pei, Rongkun Zheng, Zun Wang, Yansong Shi, et al. Internvideo2: Scaling foundation models for multimodal video understanding. In *European Conference on Computer Vision*, pages 396–416. Springer, 2024. 1, 3
- [15] Qinghao Ye, Haiyang Xu, Guohai Xu, Jiabo Ye, Ming Yan, Yiyang Zhou, Junyang Wang, Anwen Hu, Pengcheng Shi, Yaya Shi, et al. mplug-owl: Modularization empowers large language models with multimodality. *arXiv preprint arXiv:2304.14178*, 2023. 3
- [16] Ce Zhang, Taixi Lu, Md Mohaiminul Islam, Ziyang Wang, Shoubin Yu, Mohit Bansal, and Gedas Bertasius. A simple llm framework for long-range video question-answering. *arXiv preprint arXiv:2312.17235*, 2023. 1, 3
- [17] Haoyu Zhang, Yuquan Xie, Yisen Feng, Zaijing Li, Meng Liu, and Liqiang Nie. HCQA@Ego4D egoschema challenge 2024. *arXiv preprint arXiv:2406.15771*, 2024. 1, 2, 3, 4
- [18] Yue Zhao, Ishan Misra, Philipp Krähenbühl, and Rohit Girdhar. Learning video representations from large language models. In *Proceedings of the IEEE/CVF Conference on Computer Vision and Pattern Recognition*, pages 6586–6597, 2023. 2, 1

# Four Eyes Are Better Than Two: Harnessing the Collaborative Potential of Large Models via Differentiated Thinking and Complementary Ensembles

## Supplementary Material

### 5. Prompt Word

The example of prompt words in three style (introduced in section 2.3) are show in Figure 3, 4 and 5. Among them, the underline indicates the content that needs to be filled based on the sample. The italics indicate the corresponding guiding content, which can promote the large model to pay attention to some task related information that may have gains. Symbol (...) indicates that some redundant text is omitted at this location.

It should be noted that in this work, we require VLM to output JSON format for easy access to the corresponding output section. In order to constrain the standardization of the format, the prompt explicitly provides the required output format. Additionally, the provided example also have a positive impact on formatting to some extent.

### 6. Ablation Study

#### 6.1. Macro Design

Our technological evolution starts with the SOTA solution, which is the 2-stage framework of iLearn [17]. The selection of VLMs and the data flow paradigm have been thoroughly evaluated. In the top three rows, Gemini 2.0 flash (g) and LaViLa [18] (L) are used to extract captions, respectively. Subsequently, DeepSeek-r1 (r1) and DeepSeek-v3 (v3) are used to generate a summary from caption and perform inference in the final stage. It can be seen that em-

ploying large models with stronger reasoning abilities during the thinking phase offers a significant improvement in accuracy, which is consistent with intuition (group line 1 & 2). On the other hand, LaViLa, which has been fine-tuned on this dataset, is able to generate more appropriate descriptions compared to Gemini, resulting in notable advancements (group line 2 & 3). This also suggests, to some extent, that in the 2-stage paradigm, the initial process of extracting descriptions from videos is susceptible to content omission or misinterpretation. Correspondingly to this argument, our 1-stage paradigm demonstrates significant superiority (group line 4). It should be noted that since the test results are already better than GPT-4o based method reported in [17], we did not use it in subsequent experiments due to its expensive API cost.

#### 6.2. Few-Shot Learning

In this phase, the adjustment of prompt words and the construction of CoT are comprehensively evaluated. From line 1 & 2 in this group, it can be interpreted that excessively long text prompts in reasoning tasks might overwhelm or distract large models, leading to suboptimal performance. On the other hand, concise and appropriately structured prompts, combined with clear rule-based guidance, can effectively enhance the model's task-specific focus, resulting in improved outcomes. Subsequent attempts at COT experiments demonstrate that varying modes of thinking have a significant impact on final accuracy. This strongly sug-

You are a visual question answering expert. You can choose the correct answer from five options based on the video content. Watch the video carefully and answer the following question by selecting the most appropriate option.

**[QUESTION]** question

**[OPTION]** option

I will give you some examples as follow:

<Example >

*[QUESTION] (...)*

*[OPTION] (...)*

```json

*{"CAPTION": "0:00-0:02, A person throws the wrapper of a butter stick into the trash can.\n0:07-0:30, The person cuts the butter stick and puts it into a yellow bowl.\n0:31-0:50, The person continues to put the butter into the yellow bowl. (...)"*

*"ANSWER": 2,*

*"CONFIDENCE": 5}*

```

Analyze the video content and choose the correct option number (0-4).

YOU MUST output in the JSON format.

*{{ 'ANSWER': [option number],*

*'CONFIDENCE': [confidence level from 1-5] }}*

Figure 3. Example of prompt words in Style P1.



You are a visual question answering expert. You can choose the correct answer from five options based on the video content. Watch the video carefully and answer the following question by selecting the most appropriate option.

**[QUESTION]** question

**[OPTION]** option

**[RULES]**

1. Based on the provided video content and the question below, evaluate the plausibility of each option step-by-step. Select the option that best suits the question and video content. Please detail your reasoning process and results.
2. You must output in the JSON format. Output the reasoning process, results, and confidence in sequence.

**[FORMAT]**

```
```json {
  "THINK": [your chain of thoughts]
  "ANSWER": [option number],
  "CONFIDENCE": [confidence level from 1-5] }```
```

**[EXAMPLE]**

**[QUESTION]** (...)

**[OPTION]** (...)

**[OUTPUT FROM HUMAN EXPERT]**

```
```json {
  "THINK": "1. Understanding the problem: \nBased on the content of the question, I may need to focus on "repetitive behavior" and pay attention to "details of actions", (...). 2. Analyze each option in conjunction with the video: \nAccording to option 0, I should pay attention to the walking status. In the video, C spends most of the time walking and the dog occasionally stops, without "repeatedly", so it is not valid. Confidence level: 0%. (...) 3. Comprehensive analysis: \nBased on the above analysis, first exclude options 0, 1, and 2 as their content clearly does not match the video. (...) Therefore, option 4 is the most suitable.",
  "ANSWER": 4,
  "CONFIDENCE": 5 }```
```

Figure 4. Example of prompt words in Style P2.

You are a visual question answering expert. You can choose the correct answer from five options based on the video content. Watch the video carefully and answer the following question by selecting the most appropriate option.

**[QUESTION]** question

**[OPTION]** option

**[RULES]**

1. Please first analyze the video and generate 4-second text descriptions in "CAPTION" to help answer the question.
2. Please provide a further summary of the entire video content in the "SUMMARY" section.
3. Descriptions must explicitly state the subject.
4. Subject Pronouns: Use C to represent the primary agent. The #C indicates the image seen from your point of view, and the #O indicates the other people in the image you seen.
5. Focus descriptions on elements relevant to answering potential questions.
6. Based on the description, summary, questions, and options of the video and clips, provide the analysis process and results. Please think step by step and provide a brief reason in "REASON".
7. YOU MUST output in the JSON format. Output the caption, summary, reasoning process, results, and confidence in sequence.

**[FORMAT]**

```
```json {
  "CAPTION": { "0:00-0:04": "#C C drops a card on the table with her left", ..., "2:08-2:12": "#O A man picks a card from the stack of cards on the table with his left", ..., "2:56-3:00": "#C C writes in the book with the pen in his right hand" },
  "SUMMARY": [summary of video content],
  "REASON": [your chain of thoughts],
  "ANSWER": [option number],
  "CONFIDENCE": [confidence level from 1-5] }```
```

**[EXAMPLE]**

```
```json {
  "CAPTION": { "0:00-0:04": "#C C washes the tray.", ..., "2:08-2:12": "#O A man rinses the plate.", ..., "2:56-3:00": "#C C washes the board." }
  "SUMMARY": "C begins by scrubbing and washing a tray using a sponge and a scouring pad. C then proceeds to wash a tin, various plates, and a grater, consistently using the tap for rinsing and scrubbing the utensils ..."
  "REASON": "Based on the consistent actions of washing and scrubbing various kitchen items, C's primary objective appears to be cleaning dishes and other kitchen utensils. There are no indications of cooking, doing laundry, or bathroom cleaning activities in the given captions.",
  "ANSWER": 4,
  "CONFIDENCE": 5 }```
```

Figure 5. Example of prompt words in Style P3.

gests that the structure and content of the output terms can heavily influence the inference performance of VLMs. This finding underscores the importance of carefully designing the reasoning process and output format in tasks involving VLMs to achieve optimal performance. Another interesting phenomenon is the stark difference between the trends

observed in the validation set and the test set, indicating a significant data bias. This highlights the advantages of large models in terms of generality and adaptability, as they do not require a training process and thus avoid being affected by a small number of outlier samples. More comparisons of CoT constructions are provided in Table 2.

Table 2. The ablation experiment results of CoT via Gemini 2.0 flash in 500 validation dataset. The abbreviations in the first line, from left to right, are Caption, Summary, Reason, Answer, Confidence and Accuracy respectively.

Cap	Sum	Rs	Ans	Conf	Acc (%)
			✓		76.0
✓			✓		75.4
	✓		✓		78.6
		✓	✓		77.2
			✓	✓	77.6
✓	✓		✓		77.6
✓		✓	✓		77.6
	✓	✓	✓		77.2
	✓		✓	✓	77.6
		✓	✓	✓	79.0
✓	✓	✓	✓		77.2
✓	✓		✓	✓	76.6
✓		✓	✓	✓	77.2
	✓	✓	✓	✓	75.2
✓	✓	✓	✓	✓	76.6

### 6.3. Micro Design

After thoroughly evaluating the 1-stage paradigm, we gained some valuable experience and understanding. Based on this, we once again attempted to improve and refine the second stage paradigm. First, we aim to utilize the VLM to generate content that may require attention based on the questions and options. This focus content (qa focal), along with the video and original prompt words, will then enter the first stage of the process. On the other hand, we directly input the video into the large model and have it identify and output the parts it considers important, without providing questions or options. This approach aims to enhance the focus on the video itself (qa focus). This set of results indicates that guided generation can improve targeting and efficiency, while free-form attention can enhance focus and comprehensiveness on the content itself. Choosing the appropriate approach based on specific needs can more effectively utilize the analytical capabilities of large models.

### 6.4. VLM Model

The above experiment has conducted a basic exploration of several key aspects of large models. In this phase, we fix the configuration of the previous optimal 1-stage solution and replace Gemini 2.0 flash with more powerful VLMs, including Gemini 2.5 exp (g-exp) and Gemini 2.5 preview (g-preview). Naturally, the upgrade of tools brings about a significant increase in accuracy. It is worth noting that the 2-stage paradigm has not been explored in the same manner due to the significantly higher cost of invoking APIs twice,

Table 3. Accuracy (%) of different modes in 5000 test dataset.

Mode	1	2	3	4	5	6	7
Acc	75.9	73.7	75.2	74.0	73.0	74.4	73.7

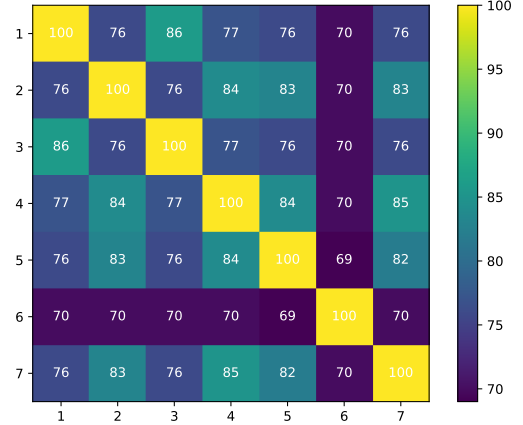


Figure 6. Similarity matrix (%) of results from different modes in 5000 test dataset.

which makes it less practical. Additionally, the coordination between stages introduces more uncontrollable interference factors, further complicating its implementation and reliability. Therefore, we are more inclined towards a one-stage solution for practical applications.

### 6.5. Model Ensemble

In the final phase, we select and integrate all prominent modes explored above. A total of 7 sets of results are adopted, which have high accuracy and low similarity. Table 3 shows the accuracy (weights) of different modes calculated from Equation 1. The visualization result of similarity matrix calculated from Equation 2 is shown in Figure 6. We reported the main results of the assembly of these modes in the last group of Figure 2. Among them, 1 represents activation, 0 represents non activation. Several answers from activated modes are voted according to Equation 3. Excitingly, this lightweight post-processing strategy has delivered a remarkable improvement in performance. Furthermore, it is important to emphasize that although multiple large models were assembled, their calls were executed in parallel, and the assembly process of this model consumed virtually no time. That is to say, our final solution is still equivalent to a 1-stage end-to-end model, maintaining both simplicity and efficiency.