

SMART: Self-Generating and Self-Validating Multi-Dimensional Assessment for LLMs’ Mathematical Problem Solving

Yujie Hou, Ting Zhang, Mei Wang, Xuetao Ma, Hua Huang*

School of Artificial Intelligence, Beijing Normal University, Beijing, China
{houyujie, maxuetao}@mail.bnu.edu.cn, {tingzhang, wangmei1, huahuang}@bnu.edu.cn

Abstract

Large Language Models have achieved remarkable results on a variety of mathematical benchmarks. However, concerns remain as to whether these successes reflect genuine mathematical reasoning or superficial pattern recognition. Common evaluation metrics, such as final answer accuracy, fail to disentangle the underlying competencies involved, offering limited diagnostic value. To address these limitations, we introduce SMART: a Self-Generating and Self-Validating Multi-Dimensional Assessment Framework. SMART decomposes mathematical problem solving into four distinct dimensions: understanding, reasoning, arithmetic, and reflection & refinement. Each dimension is evaluated independently through tailored tasks, enabling interpretable and fine-grained analysis of LLM behavior. Crucially, SMART integrates an automated self-generating and self-validating mechanism to produce and verify benchmark data, ensuring both scalability and reliability. We apply SMART to 21 state-of-the-art open- and closed-source LLMs, uncovering significant discrepancies in their abilities across different dimensions. Our findings demonstrate the inadequacy of final answer accuracy as a sole metric and motivate a new holistic metric to better capture true problem-solving capabilities. Code and benchmarks will be released upon acceptance.

1 Introduction

Large language models (LLMs) (Achiam et al., 2023; Wei et al., 2022) have demonstrated impressive performance across various natural language processing tasks (Singhal et al., 2023; Wang et al., 2024; Jiang et al., 2024; Ma et al., 2025) and are being increasingly integrated into real-world applications, such as education, scientific computing, and decision support (OpenAI, 2024; Guo et al., 2025). As their adoption accelerates, it is critical to rigorously evaluate their true capabilities.

* Corresponding author: Hua Huang

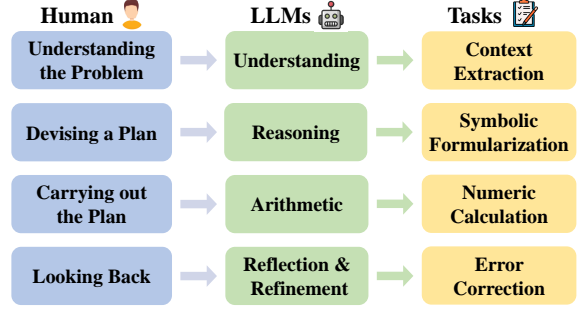


Figure 1: Following Polya’s four-step framework for human mathematical problem solving—understanding the problem, devising a plan, carrying out the plan, and looking back—we define four corresponding evaluation dimensions and design specific tasks to systematically assess the capabilities of large language models.

While numerous benchmarks have been proposed to evaluate the mathematical reasoning capabilities of LLMs (Cobbe et al., 2021; Ling et al., 2017; Patel et al., 2021; Miao et al., 2020; Koncel-Kedziorski et al., 2016), many suffer from a significant limitation: they provide insufficient interpretability regarding actual mathematical proficiency. The predominant focus on final answer accuracy is particularly problematic, as this metric reflects an aggregate outcome influenced by multiple, intertwined cognitive processes. As a result, existing benchmarks fail to effectively evaluate the distinct components of the mathematical problem-solving process (Cobbe et al., 2021; Ling et al., 2017; Patel et al., 2021; Miao et al., 2020; Koncel-Kedziorski et al., 2016).

Another critical deficiency stems from the static nature of most existing benchmarks. Such static evaluation sets are highly susceptible to data contamination, potentially leading to inflated performance scores and skewed assessments of LLM capabilities (Oren et al., 2023; Zhu et al., 2023, 2024; Li et al., 2024a). Furthermore, as LLMs rapidly advance, they can quickly reach performance saturation on these fixed datasets. Consequently, static

benchmarks may no longer accurately reflect the true capabilities of more advanced models (Fodor, 2025; AI@Meta, 2024).

Furthermore, constructing high-quality benchmark datasets is resource-intensive, requiring significant human labor and time for annotation (Mirzadeh et al., 2024; Kurtic et al., 2024). When leveraging advanced LLMs like GPT-4o for data generation (Li et al., 2024b; Zhu et al., 2024), ensuring the accuracy and consistency of the generated content remains a major challenge, as LLMs may produce errors and inconsistencies. Although human annotators are often employed to review and refine LLM-generated questions and answers (Zhu et al., 2024; Zheng et al., 2023), this manual intervention is costly and inherently limits scalability.

In light of these issues, we propose a novel evaluation framework: the Self-Generating and Self-Validating Multi-Dimensional Assessment Framework (SMART). Inspired by Polya’s problem-solving theory (Polya, 2014), SMART deconstructs the mathematical problem-solving process into four key evaluation dimensions: understanding, reasoning, arithmetic, and reflection & refinement. Each dimension is designed to evaluate a distinct facet of problem-solving progression (Fig. 1).

To implement this multi-dimensional assessment, SMART generates dimension-specific tasks with clearly defined outputs from seed problems. This structured decomposition allows SMART to enable the model to probe distinct cognitive components of mathematical problem solving. By isolating each dimension, SMART facilitates comprehensive evaluation and yields insights into the strengths and weaknesses of LLMs, informing targeted algorithmic enhancements. The resulting evaluation dataset, SMART-Bench, is built through an integrated self-generating and self-validating mechanism that not only programmatically produces dimension-specific data but also iteratively verifies its quality. This approach ensures both scalability and reliability in benchmark construction.

We evaluate 21 recently released open- and closed-source LLMs on SMART-Bench. Our experimental results reveal that models exhibit diverse performance patterns, demonstrating varied strengths and weaknesses across different dimensions. Furthermore, our investigation pinpoints key factors influencing performance across these distinct dimensions. Finally, through an in-depth analysis of the relationship between final answer accuracy and the scores of our decomposed dimensions,

we propose a new metric designed to more accurately measure the true mathematical capabilities of LLMs. Our main contributions are as follows:

- We propose SMART, a self-generating and self-validating multi-dimensional assessment framework designed to break down the mathematical problem-solving process of LLMs into four key dimensions. This approach enables deeper insight into underlying cognitive processes beyond final answer accuracy.
- We introduce an integrated self-generating and self-validating mechanism that produces SMART-bench dataset. This significantly reduces reliance on human annotation while ensuring the benchmark’s scalability and reliability.
- We perform extensive evaluations revealing substantial disparities in the mathematical abilities of various LLMs, providing detailed, dimension-specific, and interpretable analyses. These findings offer a valuable foundation for future LLM development and optimization.

2 Related Work

Mathematic benchmark. Numerous mathematical benchmarks with varying levels of difficulty have been developed to explore the upper bound of LLMs’ mathematical capabilities. These benchmarks range from grade-school-level datasets (Cobbe et al., 2021), to high-school-level datasets (Hendrycks et al., 2021), and extend to expert-level datasets (Glazer et al., 2024). Their scope covers a broad range of mathematical domains, including geometry, number theory, and real analysis. However, despite the increasing difficulty of these benchmarks, it remains unclear whether LLMs truly comprehend mathematical concepts or merely rely on pattern-matching to generate correct answers (Mirzadeh et al., 2024). Furthermore, the widespread use of these benchmarks increase the risk of data contamination, potentially inflating performance evaluations (Li et al., 2024a).

Dynamic evaluation. To address these concerns, recent studies have explored dynamic evaluation approaches (Zhu et al., 2023, 2024), which generate adaptive test data based on pre-defined rewriting rules. For example, GSM-Plus (Li et al., 2024b) introduces eight perturbation strategies, while GSM-Symbolic (Mirzadeh et al., 2024) generates diverse problem variants using symbolic templates. These

Seed Question: Among the 900 residents of Aimeville, there are 195 who own a diamond ring, 367 who own a set of golf clubs, and 562 who own a garden spade. The town square features a large statue of a rabbit wearing sunglasses. In addition, each of the 900 residents owns a bag of candy hearts. There are 437 residents who own exactly two of these things, and 234 residents who own exactly three of these things. Find the number of residents of Aimeville who own all four of these things. Answer: 73.0
Dimension 1: Understanding, Task 1: Context Extraction
Question 1: Breaking downing math problem into core components to facilitate understanding and solving. Answer 1: { "Problem Scenario": "Residents of Aimeville own various items.", "Goal": "Find the number of residents who own all four specified items." }, "Quantities": { "Known": ["Total number of residents: 900", "Residents with diamond ring: 195", "Residents with golf clubs: 367", "Residents with garden spade: 562", "Residents with candy hearts: 900", "Residents with exactly two items: 437", "Residents with exactly three items: 234"], "Unknown": ["Number of residents owning all four items"] }, "Relationships and Constraints": ["Each resident owns a bag of candy hearts.", "Some residents own more than one specified items."], "Irrelevant Information": ["The town square features a large statue of a rabbit wearing sunglasses."]}
Dimension 2: Reasoning, Task 2: Symbolic Formularization
Question 2: Solving the seed question with SMT-LIB formula. Answer 2: (set-logic QF_NRA) (declare-fun count _r () Real) (declare-fun count _c () Real) (declare-fun count _s () Real) (declare-fun s1 _{sum} () Real) (declare-fun n1 _{exact} () Real) (declare-fun n2 _{exact} () Real) (declare-fun n3 _{exact} () Real) (assert (= count _r 195)) (assert (= count _c 367)) (assert (= count _s 562)) (assert (= n1 _{exact} 437)) (assert (= n2 _{exact} 234)) (assert (= s1 _{sum} (+ count _r count _c count _s))) (assert (= s1 _{sum} (+ n1 _{exact} (* 2 n2 _{exact}) (* 3 n3 _{exact})))) (check-sat) (get-value (n3 _{exact}))
Dimension 3: Arithmetic, Task 3: Numeric Calculation
Question 3: r=195, c=367, s=562, n0=900, n1=437, n2=234, s1=r+c+s, s1=n1+2n2+3n3, n3? Answer 3: 73
Dimension 4: Reflection & Refinement, Task 4: Error Correction
Question 4: Let w, x, y, z denote the number of residents who own 1,2,3 and 4 of these items, respectively. We know $w + x + y + z = 900$, since there are 900 residents in total. This simplifies to $w + z = 229$, since we know $x = 437$ and $y = 234$. Now, we set an equation of the total number of items. We know there are 195 rings, 367 clubs, 562 spades, and 900 candy hearts. Adding these up, there are 2024 items in total. Thus, $w + 2x + 3y + 4z = 2024$ since we are adding the number of items each group of people contributes, and this must be equal to the total number of items. Plugging in x and y once more, we get $w + 4z = 548$. Solving $w + z = 229$ and $w + 4z = 448$, we get $z = 73$ #### 73. Please carefully review each step in the CoT and determine any errors. Answer 4: Arithmetic error [1]. Question 5: Provide corrected CoT solution with error fixed. Answer 5:Plugging in x and y once more, we get $w + 4z = 448$. Solving $w + z = 229$ and $w + 4z = 448$, we get $z = 73$ #### 73.

Figure 2: An overview of the SMART framework for evaluating the mathematical problem-solving process. The SMART contains four distinct dimension. Each dimension is evaluated using dimension-specific task and metrics, ensuring a comprehensive assessment of the model’s problem-solving capabilities.

approaches aim to mitigate data leakage and improve robustness in assessments. Despite these advancements, current evaluation methodologies remain limited. They predominantly focus on final-answer accuracy, which fails to capture an LLM’s reasoning process in a systematic manner. Additionally, they do not explicitly assess the diverse cognitive skills required for mathematical problem-solving, nor do they provide fine-grained insights into the underlying logical reasoning steps.

These limitations underscore the need for a comprehensive, interpretable, and scalable evaluation framework that can decompose the problem-solving process, assess reasoning at multiple levels, and minimize reliance on human verification. To bridge this gap, we introduce SMART, a self-validating multi-dimensional assessment framework designed to systematically evaluate LLMs’

mathematical reasoning abilities while enhancing benchmark reliability and scalability.

3 Methodology

3.1 SMART Framework

Understanding. The initial step in mathematical problem-solving is to comprehend the problem. Accordingly, the first dimension in the SMART framework assesses the ability of LLMs to clearly and comprehensively understand a given problem before attempting a solution. To rigorously evaluate this dimension, we introduce a context extraction task. This task requires the LLM to meticulously identify and categorize various informational components embedded within the problem. As illustrated in Fig. 2 (Dimension 1, Task 1), the LLM is prompted to extract and structure key informa-

tion into a predefined template. This template includes categories such as: problem scenario, goal, known and unknown quantities, relationships and constraints, and irrelevant information.

This structured context extraction task serves a dual purpose. At a surface level, it evaluates the LLM’s ability to summarize and extract salient information. More profoundly, it probes the depth of the LLM’s comprehension by requiring it to discern the roles and interconnections of different problem elements, thereby offering a nuanced measure of its problem understanding capabilities. This moves beyond simple keyword spotting to assess a more holistic grasp of the problem’s structure.

Reasoning. Subsequent to the comprehension phase, Polya’s problem-solving heuristic emphasizes devising a coherent plan. Aligning with this, the second dimension evaluates the reasoning ability of LLMs. This is achieved through a symbolic formalization task, wherein LLMs are required to solve mathematical problems via formal symbolic expressions. This approach compels the LLM to concentrate on the inherent logical structure of the problem and the intricate relationships between its constituent elements, rather than relying on direct numerical computation.

Beyond merely translating problem statements into symbolic form, this task demands the identification of solution-relevant equations and the construction of a logically consistent path to the answer. As illustrated in Fig. 2 (Dimension 2, Task 2), a highlighted symbolic assertion, absent from the original question, captures a key inferred relation, indicating the model’s ability to derive implicit knowledge. This dimension thus probes deeper reasoning by emphasizing inference and the construction of a complete logical model.

We adopt a standardized and widely used format for representing satisfiability modulo theories (SMT) problems (Barrett et al., 2010). The SMT-LIB expressions produced by the models are subsequently verified using established SMT solvers such as Z3 (De Moura and Bjørner, 2008), which can automatically determine the satisfiability of logical formulas or compute concrete solutions. A reasoning plan expressed in SMT-LIB is considered correct if the solution derived by the solver consistently align with the ground truth of the original mathematical problem.

Arithmetic. The third dimension, Arithmetic, is dedicated to assessing an LLM’s proficiency in performing accurate numerical computations. This

evaluation is conducted through a numeric calculation task that presents problems exclusively in terms of numerical values and variables, requiring the execution of fundamental arithmetic operations. For instance, as illustrated in Fig. 2 (Dimension 3, Task 3), the arithmetic questions are designed to contain only basic calculation operations and clearly defined variables.

This task design isolates arithmetic skills by minimizing confounding cognitive demands such as language comprehension or complex reasoning, thereby enabling a focused and accurate evaluation of the model’s computational proficiency.

Reflection & Refinement. The final stage in Polya’s problem-solving model, "looking back," involves reviewing the solution and improving its correctness. Recent literature has demonstrated that LLMs possess a promising capacity for self-feedback, and iterative refinement (Madaan et al., 2023; Shinn et al., 2023; Guo et al., 2025; Huang et al., 2022). These studies suggest that prompting LLMs to scrutinize their own outputs or follow structured verification steps lead to improved accuracy and more robust reasoning. So, it is crucial to evaluate the self-critique capability of LLMs.

Accordingly, the fourth dimension of our SMART framework, Reflection & Refinement, aims to evaluate the LLM’s ability to critically review its problem-solving process and refine its answers. This is operationalized through an error correction task, an aspect largely overlooked in prior benchmarks. As depicted in Fig. 2 (Dimension 4, Task 4), LLMs are presented with a Chain-of-Thought (CoT) solution that contains deliberately introduced errors. We introduce six distinct categories of errors into the CoT, encompassing arithmetic number error, skipped step error, hallucinatory injection error, logical order error, redundant output error, and incorrect operator error (detailed in Fig. 18). The LLM is then tasked with first identifying any flaws within the provided CoT, then correcting these identified errors, and finally generating a refined answer based on the corrected reasoning. A critical design choice is that if an LLM fails to detect any errors in the provided CoT, it does not proceed to the subsequent refinement tasks for that particular problem instance.

3.2 The Self-Generating and Self-Validating Mechanism in SMART

A core innovation of SMART lies in its integrated self-generating and self-validating mecha-

nism, which ensures both scalable benchmark construction and the reliability of SMART-Bench data.

3.2.1 Dataset Generation

To construct SMART-Bench, we begin by curating a diverse set of 2,000 seed questions, selected from seven widely used mathematical problem datasets: GSM8K (Cobbe et al., 2021), SVAMP (Patel et al., 2021), ASDiv (Miao et al., 2020), AQuA (Ling et al., 2017), MAWPS (Koncel-Kedziorski et al., 2016), MATH (Hendrycks et al., 2021), and the AIME 2024 competition (Huggingface, 2024). For each seed question, we automatically generate four dimension-specific variants, each aligned with a core dimension. The resulting dataset comprises 10,000 instances, 2,000 original questions and 8,000 generated variants. Details about generation procedures are provided in Appendix B.

3.2.2 Dataset Verification

For the understanding dimension, given the strong capability of LLMs in information extraction, we rely on a robust LLM to ensure correctness. In contrast, for reasoning and arithmetic questions, manual verification by human annotators is resource-intensive and limits scalability. To overcome this, SMART incorporates a self-validating mechanism based on a neuro-symbolic framework that automatically and precisely verifies generated question variants and their answers for dimensions suitable for symbolic representation. For example, to verify the correctness of a generated SMT-LIB expression for a seed question, we employ an SMT solver to compute the symbolic formula’s answer automatically. We then compare the solver’s output with the known seed answer, iterating this process until the generated SMT-LIB expression aligns with the expected result. Further details are provided in Appendix C. For the Reflection & Refinement dimension, ground truth is guaranteed since errors are intentionally produced.

To further assess the robustness of LLM capabilities, SMART employs a suite of rewriting rules to create augmented versions of the dimension-specific tasks. The specifics of these rewriting strategies and the results of associated experiments are detailed in Sec. 4.3 and 4.4. The self-validation methodology remains effective for ascertaining the correctness of these newly formulated, augmented questions, even when their answers differ from those of the original problems. This capability is crucial for maintaining the integrity of dynamically

generated test instances. A comprehensive description of the procedures for the self-validation of augmented data is available in Appendix C.

4 Experiments

4.1 Experimental Setup

We evaluate 21 recent open-source and closed-source LLMs using our SMART evaluation framework. The open-source models include Phi4 (Abdin et al., 2024), Gemma3 (Team et al., 2025), GLM4 (GLM et al., 2024), Qwen2.5 (Team, 2024), Qwen3 (Yang et al., 2025), Llama3 (AI@Meta, 2024), Llama4 (Meta, 2025), and Mistral (MistralAI Team, 2024). The closed-source models assessed are GPT-4o (Achiam et al., 2023), GPT-4.1 (OpenAI, 2025a), o4-mini, o3 (OpenAI, 2025b), DeepSeek-V3 (Liu et al., 2024), DeepSeek-R1 (Guo et al., 2025), Claude3.5 (anthropic, 2024), Claude3.7 (anthropic, 2025), and Gemini2.5 (Google, 2024). The temperature is set to 0 to ensure deterministic outputs. We employ an LLM-as-a-judge approach (Zheng et al., 2023) to evaluate the understanding dimension. Tasks for the other dimensions primarily utilize accuracy-based metrics. For all dimension-specific tasks, we adopt a three-shot prompting strategy. Detailed descriptions of the evaluation metrics and prompt designs for each of the four SMART dimensions are provided in Appendix D.2.

4.2 Performance on the SMART-Bench

The performance of the 21 evaluated LLMs on SMART-Bench is detailed in Tab. 1, which presents scores for final answer accuracy alongside metrics for each of the four dimensions.

Dimension specific-task results. Our results indicate that the evaluated models generally demonstrate a strong capacity for problem understanding, with most LLM@Un scores exceeding 90%. This suggests a general proficiency in grasping relevant information and interpreting problem statements. However, significant performance disparities emerge in the reasoning dimension, where ACC@Re scores range widely from 9.05% to 91.45%. A similar divergence is observed in the reflection task with the highest score (78.62%) being nearly nine times greater than the lowest (8.80%). These findings suggest that symbolic reasoning and error reflection capabilities represent critical bottlenecks, particularly for lower-performing models. In contrast, the arithmetic and refinement tasks

Model	Final Answer ACC@Fi	Understanding LLM@Un	Reasoning ACC@Re	Arithmetic ACC@Ar	Reflection&Refinement ACC@RR	Reflection ACC@R-t	Refinement ACC@R-m
Open-source models							
Phi4-14B	89.55	93.17	64.12	96.45	22.06	26.75	82.34
Gemma3-27B	54.62	94.47	40.81	39.94	24.23	32.55	74.35
GLM4-32B	54.13	94.39	55.92	36.62	22.85	28.50	88.57
Qwen2.5-72B	41.05	95.21	62.53	35.55	33.85	35.75	94.69
Qwen3-32B	93.75	93.19	86.14	98.50	54.75	56.70	96.52
Qwen3-30B-A3B	92.85	93.29	85.20	98.15	43.89	58.25	75.36
Llama3.1-8B	45.15	88.92	9.05	62.15	3.30	8.80	37.46
Llama3.3-70B	88.95	95.04	49.26	94.72	40.30	41.75	96.53
Llama4-Scout-17B-16E	91.24	94.48	62.65	97.11	29.04	49.5	58.67
Mistral-Small-3.1-24B	77.55	94.48	28.96	49.55	24.55	36.65	66.98
Mistral-Large-123B	62.25	94.75	48.95	43.74	43.12	50.61	81.62
Closed-source models							
GPT-4o	57.65	95.32	64.45	45.64	42.60	45.30	94.04
GPT-4.1	59.31	95.41	73.29	45.71	59.90	63.80	93.89
o4-mini	93.75	95.22	90.72	98.25	55.05	64.61	85.22
o3	91.44	95.17	89.12	98.45	71.51	78.62	90.97
DeepSeek-V3	93.43	94.92	65.25	98.35	68.65	71.10	96.55
DeepSeek-R1	97.92	94.88	93.61	98.15	62.50	69.80	89.54
Claude3.5-Sonnet	92.61	94.69	80.85	97.61	33.05	65.85	50.19
Claude3.7-Sonnet	93.53	95.09	74.18	98.11	57.43	66.35	86.51
Gemini2.5-Flash-Preview	93.33	94.25	89.72	98.12	35.85	50.35	71.20
Gemini2.5-Pro-Preview	94.15	94.23	91.45	97.95	54.80	76.90	71.26

Table 1: The performance of open and closed-source models on SMART-Bench.

appear relatively more tractable for most models, with top-performing LLMs achieving near-perfect scores. For instance, o3 attains an ACC@Ar of 98.45%, and DeepSeek-V3 achieves an ACC@R-m of 96.55%, underscoring their strengths in computational and corrective abilities.

Granular insights. Furthermore, the SMART-Bench framework reveals nuanced performance differences among LLMs that final answer accuracy can obscure. For example, while o4-mini and Claude3.7-Sonnet exhibit similar final answer accuracies (93.75% and 93.53%, respectively), o4-mini demonstrates markedly higher proficiency in the reasoning dimension (90.72%) compared to Claude3.7-Sonnet (74.18%). A similar pattern is observed when comparing o4-mini with DeepSeek-V3, demonstrating SMART-Bench’s capacity to reveal fine-grained performance gaps beyond final accuracy metrics. Additionally, consider o4-mini and GPT-4.1: they achieve comparable scores in the understanding dimension and the reflection & refinement dimension. However, o4-mini’s final answer accuracy (93.75%) substantially surpasses that of GPT-4.1 (59.31%). Our framework attributes this disparity primarily to GPT-4.1’s lower reasoning (73.29% vs. o4-mini’s 90.72%) and arithmetic (45.71% vs. o4-mini’s 98.25%) scores. Thus, the SMART framework facilitates a deeper analysis and interpretation of the underlying causes for performance differences.

Data contamination. Theoretically, LLMs should

achieve higher accuracy on the arithmetic task compared to the final answer accuracy on the more complex seed questions, as the arithmetic tasks present simplified numerical computations in mathematical notation. However, our results reveal instances where models such as Gemma3-27B, GLM4-32B, GPT-4o, and GPT-4.1 exhibit lower ACC@Ar scores than their ACC@Fi scores. This counter-intuitive finding may suggest the presence of data contamination in the training sets of these models, where they might have memorized answers to full problems similar to those in standard benchmarks but struggle with the decontextualized arithmetic components presented in our SMART-Bench.

4.3 How Does Task Difficulty Impact Different Dimensions of SMART?

To examine factors affecting model performance across each SMART dimension, we construct new sets of dimension-specific questions with varying difficulty levels and evaluate five leading closed-source LLMs on this dynamic test set. Details of the difficulty design are provided in Appendix D.3.

Fig. 3 presents performance trends across difficulty levels for each SMART dimension. As expected, increased task complexity generally leads to substantial performance degradation, validating the effectiveness of our difficulty calibration. Notably, GPT-4.1 and Claude3.7-Sonnet exhibit heightened sensitivity in the reasoning dimension, with ACC@Re scores dropping sharply from 90%

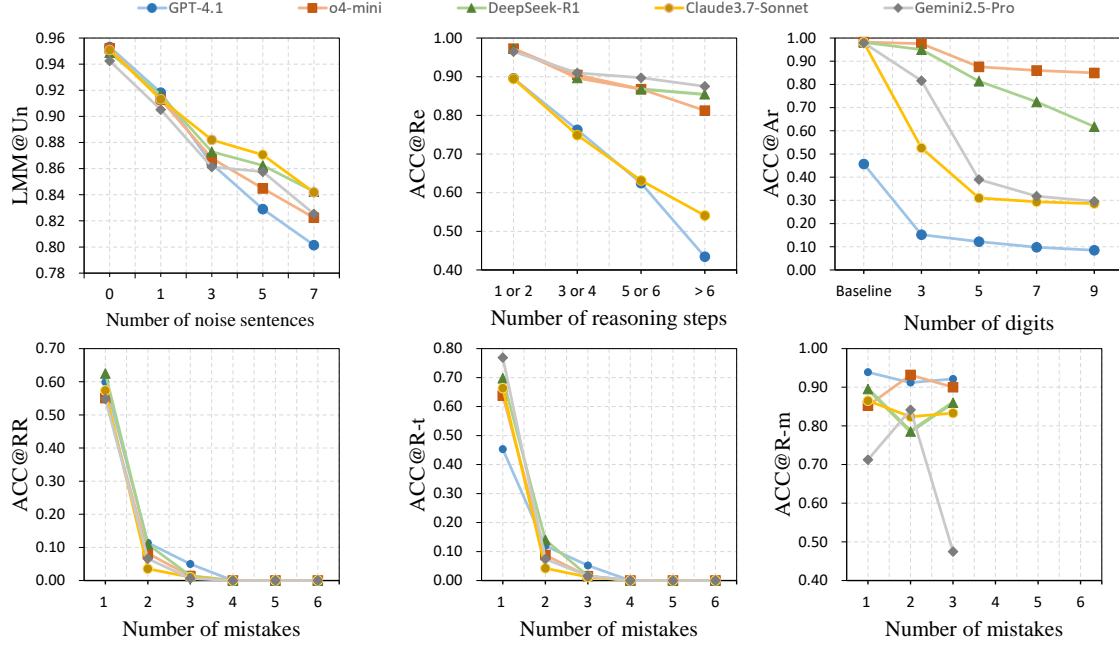


Figure 3: The performance across the varying difficulty settings for each SMART dimension.

to below 60% as reasoning steps increase. In contrast, the remaining models sustain ACC@Re scores above 80% even beyond six reasoning steps. In the arithmetic dimension, o4-mini maintains robust performance ($\text{ACC@Ar} > 80\%$) even with nine-digit numbers (refers to the number of digits in scientific notation instead of the count of operands), whereas GPT-4.1’s accuracy drops below 10%. For reflection tasks, introducing only two error types into the CoT results in a sharp decline in detection accuracy across all models. None can reliably detect all errors when four or more distinct mistake types are present.

4.4 How Do Fine-grained Dimensions Influence the Performance of Final Answer Accuracy?

Prior work has demonstrated that LLMs exhibit significant performance degradation in final answer accuracy when evaluated on question variations generated through perturbations (Li et al., 2024b; Zhu et al., 2023; Li et al., 2024a). However, the specific contributions of different cognitive dimensions to this degradation remain under-explored. Therefore, we adapt three perturbation strategies from (Li et al., 2024b) applying them to both the seed questions and their corresponding dimension-specific variants. This allows us to investigate which underlying capabilities are most influential in the observed drop in final answer accuracy under perturbation.

Tab. 2 shows that all evaluated dimensions exhibit noticeable performance drops (PD) under perturbations. When noise is introduced, the reasoning dimension is most affected for both GPT-4.1 (26.75%) and Claude 3.7-Sonnet (8.37%). In contrast, perturbations involving added operations or numerical modifications result in the largest performance drops in the arithmetic dimension for both models. These findings suggest that irrelevant information primarily disrupts reasoning capabilities, while alterations to operations or numerical values predominantly impair arithmetic proficiency. Such fine-grained dimension performance drop ultimately contribute to reduced final answer accuracy.

4.5 Is the Final Answer Accuracy Reliable for Measuring Mathematical Capability?

Given the impressive performance of LLMs and the potential for data contamination, there is a concern that models might solve problems correctly without possessing genuine underlying mathematical capability. To investigate this, we conduct experiments to compute confusion matrices comparing final answer correctness with performance on our SMART dimensions, as illustrated in Fig. 4. We posit that true mathematical capability is more accurately reflected by instances where LLMs correctly solve not only the original seed question but also simultaneously succeed in the corresponding reasoning and arithmetic dimension tasks.

Across all confusion matrices, the False Nega-

Model	Perturbation	Final Answer		Understanding		Reasoning		Arithmetic	
		ACC@An	PD	LLM@Un	PD	ACC@Reason	PD	ACC@Ar	PD
GPT-4.1	Seed question	59.31	/	95.41	/	73.29	/	45.71	/
	+ Noise insertion	41.23	18.08↓	88.52	6.89↓	46.54	26.75↓	39.40	6.31↓
	+ Adding operation	28.45	30.86↓	91.32	4.09↓	57.53	15.76↓	20.64	25.07↓
	+ Numerical variation	24.81	34.50↓	92.83	2.58↓	52.81	20.48↓	18.34	27.37↓
Claude-3.7	Seed question	93.53	/	95.09	/	74.18	/	98.11	/
	+ Noise insertion	87.60	5.93↓	89.87	5.22↓	65.81	8.37↓	91.82	6.29↓
	+ Adding operation	76.21	17.32↓	92.34	2.75↓	54.38	19.80↓	67.43	24.39↓
	+ Numerical variation	62.74	30.79↓	93.17	1.92↓	58.92	15.26↓	58.29	39.82↓

Table 2: The performance degradation of evaluation dimensions when three types of perturbations are added to the seed questions. PD refers to the performance drop.

GPT-4.1	Reasoning		Final answer	Arithmetic		Final answer	Reasoning & Arithmetic		Final answer
	P	N		P	N		P	N	
o4-mini	Reasoning		Final answer	Arithmetic		Final answer	Reasoning & Arithmetic		Final answer
	P	N		P	N		P	N	
Deepseek-R1	Reasoning		Final answer	Arithmetic		Final answer	Reasoning & Arithmetic		Final answer
	P	N		P	N		P	N	
Claude3.7-Sonnet	Reasoning		Final answer	Arithmetic		Final answer	Reasoning & Arithmetic		Final answer
	P	N		P	N		P	N	
Gemini2.5-Pro-Preview	Reasoning		Final answer	Arithmetic		Final answer	Reasoning & Arithmetic		Final answer
	P	N		P	N		P	N	

Figure 4: The confusion matrix of final answer and other dimensions. P means Positive, and N means Negative.

tive (FN) values are consistently non-zero. This indicates that LLMs can sometimes arrive at correct final answers through heuristic shortcuts or other opaque mechanisms, even when their intermediate reasoning or calculation processes are flawed. For example, GPT-4.1 exhibits a notable FN rate of 11.90% in final answer and arithmetic confusion matrix. Similarly, Claude3.7-Sonnet shows an FN rate of 22.95% in final answer and reasoning confusion matrix. These FN cases represent instances where final answer accuracy overestimates the model’s grasp of the intermediate steps.

Conversely, False Positive (FP) scores denote cases where a model successfully completes an intermediate task but ultimately yields an incorrect final answer. Except for GPT-4.1, most evaluated LLMs exhibit relatively low FP rates across various confusion matrices, indicating that accurate inter-

mediate reasoning generally correlates with correct final outputs.

True Positive (TP) scores capture instances where a model not only produces the correct final answer but also performs intermediate reasoning and arithmetic correctly. We regard this TP metric as a more reliable indicator of genuine mathematical problem-solving ability. For high-performing models such as o4-mini, DeepSeek-R1, and Gemini2.5-Pro-Preview, TP scores in the reasoning & arithmetic confusion matrix closely match their ACC@Fi values in Tab. 1. In contrast, GPT-4.1 and Claude3.7-Sonnet exhibit significantly lower TP scores relative to their ACC@Fi, suggesting that their final answer accuracy may overestimate their true reasoning capabilities.

5 Conclusion

We introduce the SMART evaluation framework and its accompanying benchmark, SMART-Bench, for systematic assessment of LLMs in mathematical problem solving. SMART decomposes this complex ability into four interpretable dimensions, Understanding, Reasoning, Arithmetic, and Reflection & Refinement, enabling more granular evaluation than traditional answer-based metrics. A key feature is its self-generating and self-validating mechanism, which iteratively verifies the correctness of generated test data to ensure reliability and scalability. Experiments on 21 open- and closed-source LLMs reveal that reasoning and reflection remain primary bottlenecks. Moreover, our analysis highlights the limitations of final-answer accuracy as a sole indicator and introduces a new metric to better capture true model capability. We hope SMART serves as a foundation for more comprehensive and interpretable evaluations.

6 Limitation

While our proposed framework provides a comprehensive evaluation platform, it is important to acknowledge its inherent limitations. In particular, although Z3 and SMT-LIB effectively handle linear, integer, and some nonlinear constraints, their problem-solving capabilities are restricted. They are unsuitable for highly complex nonlinear problems and certain NP-complete combinatorial tasks. To overcome these limitations, future work will investigate using Lean (Moura and Ullrich, 2021) to formalize and prove complex mathematical theorems involving higher-order logic and intricate proof structures beyond SMT solvers’ scope.

References

- Marah Abdin, Jyoti Aneja, Harkirat Behl, Sébastien Bubeck, Ronen Eldan, Suriya Gunasekar, Michael Harrison, Russell J Hewett, Mojan Javaheripi, Piero Kauffmann, et al. 2024. Phi-4 technical report. *arXiv preprint arXiv:2412.08905*.
- Josh Achiam, Steven Adler, Sandhini Agarwal, Lama Ahmad, Ilge Akkaya, Florencia Leoni Aleman, Diogo Almeida, Janko Altschmidt, Sam Altman, Shyamal Anadkat, et al. 2023. Gpt-4 technical report. *arXiv preprint arXiv:2303.08774*.
- AI@Meta. 2024. [Llama 3 model card](#).
- anthropic. 2024. [Claude 3.5 sonnet](#).
- anthropic. 2025. [Claude 3.7 sonnet and claude code](#).
- Clark Barrett, Aaron Stump, Cesare Tinelli, et al. 2010. The smt-lib standard: Version 2.0. In *Proceedings of the 8th international workshop on satisfiability modulo theories (Edinburgh, UK)*, volume 13, page 14.
- Yuyan Chen, Chenwei Wu, Songzhou Yan, Panjun Liu, Haoyu Zhou, and Yanghua Xiao. 2024. Dr. academy: A benchmark for evaluating questioning capability in education for large language models. *arXiv preprint arXiv:2408.10947*.
- Karl Cobbe, Vineet Kosaraju, Mohammad Bavarian, Mark Chen, Heewoo Jun, Lukasz Kaiser, Matthias Plappert, Jerry Tworek, Jacob Hilton, Reiichiro Nakano, et al. 2021. Training verifiers to solve math word problems. *arXiv preprint arXiv:2110.14168*.
- Leonardo De Moura and Nikolaj Bjørner. 2008. Z3: An efficient smt solver. In *International conference on Tools and Algorithms for the Construction and Analysis of Systems*, pages 337–340. Springer.
- James Fodor. 2025. Line goes up? inherent limitations of benchmarks for evaluating large language models. *arXiv preprint arXiv:2502.14318*.
- Elliot Glazer, Ege Erdil, Tamay Besiroglu, Diego Chicharro, Evan Chen, Alex Gunning, Caroline Falkman Olsson, Jean-Stanislas Denain, Anson Ho, Emily de Oliveira Santos, et al. 2024. Frontiermath: A benchmark for evaluating advanced mathematical reasoning in ai. *arXiv preprint arXiv:2411.04872*.
- Team GLM, Aohan Zeng, Bin Xu, Bowen Wang, Chenhui Zhang, Da Yin, Dan Zhang, Diego Rojas, Guanyu Feng, Hanlin Zhao, et al. 2024. Chatglm: A family of large language models from glm-130b to glm-4 all tools. *arXiv preprint arXiv:2406.12793*.
- Google. 2024. [Gemini 2.5: Our most intelligent ai model](#).
- Daya Guo, Dejian Yang, Haowei Zhang, Junxiao Song, Ruoyu Zhang, Runxin Xu, Qihao Zhu, Shirong Ma, Peiyi Wang, Xiao Bi, et al. 2025. Deepseek-r1: Incentivizing reasoning capability in llms via reinforcement learning. *arXiv preprint arXiv:2501.12948*.
- Dan Hendrycks, Collin Burns, Saurav Kadavath, Akul Arora, Steven Basart, Eric Tang, Dawn Song, and Jacob Steinhardt. 2021. Measuring mathematical problem solving with the math dataset. *NeurIPS*.
- Jiaxin Huang, Shixiang Shane Gu, Le Hou, Yuexin Wu, Xuezhi Wang, Hongkun Yu, and Jiawei Han. 2022. Large language models can self-improve. *arXiv preprint arXiv:2210.11610*.
- Huggingface. 2024. [aime2024](#).
- Juyong Jiang, Fan Wang, Jiasi Shen, Sungju Kim, and Sunghun Kim. 2024. A survey on large language models for code generation. *arXiv preprint arXiv:2406.00515*.
- Rik Koncel-Kedziorski, Subhro Roy, Aida Amini, Nate Kushman, and Hannaneh Hajishirzi. 2016. Mawps: A math word problem repository. In *Proceedings of the 2016 conference of the north american chapter of the association for computational linguistics: human language technologies*, pages 1152–1157.
- Eldar Kurtic, Amir Moeini, and Dan Alistarh. 2024. Mathador-lm: A dynamic benchmark for mathematical reasoning on large language models. *arXiv preprint arXiv:2406.12572*.
- Jiatong Li, Renjun Hu, Kunzhe Huang, Yan Zhuang, Qi Liu, Mengxiao Zhu, Xing Shi, and Wei Lin. 2024a. Perteval: Unveiling real knowledge capacity of llms with knowledge-invariant perturbations. *arXiv preprint arXiv:2405.19740*.
- Qintong Li, Leyang Cui, Xueliang Zhao, Lingpeng Kong, and Wei Bi. 2024b. Gsm-plus: A comprehensive benchmark for evaluating the robustness of llms as mathematical problem solvers. *arXiv preprint arXiv:2402.19255*.
- Wang Ling, Dani Yogatama, Chris Dyer, and Phil Blunsom. 2017. Program induction by rationale generation: Learning to solve and explain algebraic word problems. *arXiv preprint arXiv:1705.04146*.

- Aixin Liu, Bei Feng, Bing Xue, Bingxuan Wang, Bochao Wu, Chengda Lu, Chenggang Zhao, Chengqi Deng, Chenyu Zhang, Chong Ruan, et al. 2024. Deepseek-v3 technical report. *arXiv preprint arXiv:2412.19437*.
- Xuetao Ma, Wenbin Jiang, and Hua Huang. 2025. Problem-solving logic guided curriculum in-context learning for llms complex reasoning. *arXiv preprint arXiv:2502.15401*.
- Aman Madaan, Niket Tandon, Prakhar Gupta, Skyler Hallinan, Luyu Gao, Sarah Wiegreffe, Uri Alon, Nouha Dziri, Shrimai Prabhumoye, Yiming Yang, et al. 2023. Self-refine: Iterative refinement with self-feedback. *Advances in Neural Information Processing Systems*, 36:46534–46594.
- Meta. 2025. llama4-model-card.md. https://github.com/meta-llama/llama-models/blob/main/models/llama4/MODEL_CARD.md.
- Shen-Yun Miao, Chao-Chun Liang, and Keh-Yih Su. 2020. A diverse corpus for evaluating and developing english math word problem solvers. In *Proceedings of the 58th Annual Meeting of the Association for Computational Linguistics*, pages 975–984.
- Iman Mirzadeh, Keivan Alizadeh, Hooman Shahrokhi, Oncel Tuzel, Samy Bengio, and Mehrdad Farajtabar. 2024. Gsm-symbolic: Understanding the limitations of mathematical reasoning in large language models. *arXiv preprint arXiv:2410.05229*.
- MistralAITeam. 2024. Mistral-small-instruct-2409. <https://huggingface.co/mistralai/Mistral-Small-Instruct-2409>.
- Leonardo de Moura and Sebastian Ullrich. 2021. The lean 4 theorem prover and programming language. In *Automated Deduction—CADE 28: 28th International Conference on Automated Deduction, Virtual Event, July 12–15, 2021, Proceedings 28*, pages 625–635. Springer.
- OpenAI. 2024. [Learning to reason with llms](#).
- OpenAI. 2025a. [Introducing gpt-4.1 in the api](#).
- OpenAI. 2025b. [Introducing openai o3 and o4-mini](#).
- Yonatan Oren, Nicole Meister, Niladri Chatterji, Faisal Ladhak, and Tatsunori B Hashimoto. 2023. Proving test set contamination in black box language models. *arXiv preprint arXiv:2310.17623*.
- Arkil Patel, Satwik Bhattamishra, and Navin Goyal. 2021. Are nlp models really able to solve simple math word problems? *arXiv preprint arXiv:2103.07191*.
- George Polya. 2014. *How to solve it: A new aspect of mathematical method*, volume 34. Princeton university press.
- George Pólya and John Horton Conway. 1957. *How to solve it: A new aspect of mathematical method*. Princeton University Press Princeton.
- Noah Shinn, Federico Cassano, Ashwin Gopinath, Karthik Narasimhan, and Shunyu Yao. 2023. Reflexion: Language agents with verbal reinforcement learning. *Advances in Neural Information Processing Systems*, 36:8634–8652.
- Karan Singhal, Shekoofeh Azizi, Tao Tu, S Sara Mahdavi, Jason Wei, Hyung Won Chung, Nathan Scales, Ajay Tanwani, Heather Cole-Lewis, Stephen Pfohl, et al. 2023. Large language models encode clinical knowledge. *Nature*, 620(7972):172–180.
- Gemma Team, Aishwarya Kamath, Johan Ferret, Shreya Pathak, Nino Vieillard, Ramona Merhej, Sarah Perrin, Tatiana Matejovicova, Alexandre Ramé, Morgane Rivi re, et al. 2025. Gemma 3 technical report. *arXiv preprint arXiv:2503.19786*.
- Qwen Team. 2024. [Qwen2.5: A party of foundation models](#).
- Shen Wang, Tianlong Xu, Hang Li, Chaoli Zhang, Joleen Liang, Jiliang Tang, Philip S Yu, and Qingsong Wen. 2024. Large language models for education: A survey and outlook. *arXiv preprint arXiv:2403.18105*.
- Jason Wei, Xuezhi Wang, Dale Schuurmans, Maarten Bosma, Fei Xia, Ed Chi, Quoc V Le, Denny Zhou, et al. 2022. Chain-of-thought prompting elicits reasoning in large language models. *Advances in neural information processing systems*, 35:24824–24837.
- An Yang, Anfeng Li, Baosong Yang, Beichen Zhang, Binyuan Hui, Bo Zheng, Bowen Yu, Chang Gao, Chengen Huang, Chenxu Lv, et al. 2025. Qwen3 technical report. *arXiv preprint arXiv:2505.09388*.
- Lianmin Zheng, Wei-Lin Chiang, Ying Sheng, Siyuan Zhuang, Zhanghao Wu, Yonghao Zhuang, Zi Lin, Zhuohan Li, Dacheng Li, Eric Xing, et al. 2023. Judging llm-as-a-judge with mt-bench and chatbot arena. *Advances in Neural Information Processing Systems*, 36:46595–46623.
- Kaijie Zhu, Jiaao Chen, Jindong Wang, Neil Zhenqiang Gong, Diyi Yang, and Xing Xie. 2023. Dyval: Dynamic evaluation of large language models for reasoning tasks. In *The Twelfth International Conference on Learning Representations*.
- Kaijie Zhu, Jindong Wang, Qinlin Zhao, Ruochen Xu, and Xing Xie. 2024. Dyval 2: Dynamic evaluation of large language models by meta probing agents. *arXiv preprint arXiv:2402.14865*.

A Polya’s Problem-solving Theory

Polya first propose the four step problem solving method in the book ‘How to solve it’ (P lya and Conway, 1957) to systematically answer questions.

According to his theory, it breaks down the process of problem-solving into four steps (Fig. 1): 1) understanding the problem. 2) make a plan. 3) carry out the plan. 4) look back and review.

Inspired by Polya’s problem-solving theory, we evaluate the mathematical capability in four key dimensions:

- The understanding dimension assesses the model’s ability to comprehend the problem accurately and clearly.
- The reasoning dimension evaluates the model’s capacity for symbolic reasoning and logical deduction.
- The arithmetic dimension measures the model’s proficiency in performing numerical computations.
- The reflection & refinement dimension examines the model’s ability to identify errors in the solution process and make corrections to improve the final answer.

B SMART-Bench Generation

B.1 Seed Question Dataset of SMART

The foundation of the SMART benchmark is a seed dataset comprising 2000 problem instances. These were curated from seven widely-used mathematical problem datasets: GSM8K (Cobbe et al., 2021), SVAMP (Patel et al., 2021), ASDiv (Miao et al., 2020), AQuA (Ling et al., 2017), MAWPS (Koncel-Kedziorski et al., 2016), MATH (Hendrycks et al., 2021), and problems from the AIME 2024 competition (Huggingface, 2024). These initial 2,000 seed questions, along with their subsequently generated dimension-specific variations (four per seed question), form the complete SMART-Bench, totaling 10,000 test instances.

Several criteria were applied during the selection and processing of these seed questions. To ensure consistency in question format, problems from the AQuA dataset, originally multiple-choice, were converted into an open-ended format; the textual content of the correct option was adopted as the ground truth for these transformed questions. Furthermore, we excluded problems whose solutions fundamentally rely on operations not readily expressible or automatically verifiable using SMT-LIB, such as calculations involving the greatest common divisor (GCD), least common

multiple (LCM), or the determination of maximum/minimum values within a set. Questions requiring multiple distinct numerical values in their answers were also omitted. To maintain a baseline level of difficulty and focus on multi-step problem-solving, we filtered out mathematical problems that could be solved in a single reasoning step. The distribution of reasoning steps for the selected 2,000 seed questions is depicted in Fig. 5, which illustrates that the majority of problems in SMART-Bench involve multiple reasoning steps, with a notable concentration in the 2 to 7 step range.

Fig. 6 presents a data sample in the SMART benchmark, which contains the seed question, the extracted context, the SMT-LIB expression, the arithmetic notation question, the CoT and the final answer.

B.2 Dimension-Specific Testing Data and Task Description

For each seed question, SMART generates distinct variants to evaluate the four targeted problem-solving dimensions. The generation and ground truth creation for each dimensional task are described below.

B.2.1 Understanding

To generate ground truth for the understanding dimension, we utilize GPT-4o to perform context extraction. The extracted context is structured into the following components: Problem Scenario (describing the overall context of the problem), Goal (specifying what needs to be solved), Known Quantities (listing explicitly provided numerical values or facts), Unknown Quantities (identifying variables or values to be determined), Relationships and Constraints (detailing connections and limitations between pieces of information), and Irrelevant Information (pinpointing details not pertinent to the solution). The prompt employed to guide GPT-4o in extracting this contextual information for ground truth generation is presented in Fig. 14. To enhance the performance of GPT-4o in generating these contexts, we employed a three-shot prompting strategy. To ensure the quality of this generated ground truth, we adopt the human verification and iterative regeneration strategy outlined by (Chen et al., 2024). Specifically, after the initial generation of ground truth contexts, a random 10% sample of these is manually assessed by human annotators. If the annotators find less than 80% of the sampled contexts satisfactory, the entire set of contexts is regener-

ated using a refined approach, and the verification process is repeated.

B.2.2 Reasoning

For the Reasoning dimension, the task does not involve generating new questions or altering the ground-truth answer from the seed question. Instead, LLMs are tasked with generating a symbolic representation of the original seed question, typically in SMT-LIB format. The correctness of this generated symbolic formula is then indirectly assessed: the formula is executed by an SMT solver, and the result obtained from the solver is compared against the known ground-truth answer of the original seed question. A match indicates a correct reasoning process as captured by the SMT-LIB formula.

B.2.3 Arithmetic

The arithmetic ability of LLMs is measured by their performance on pure numeric calculation problems that share the same reasoning logic and final answer as the seed question. Directly converting a seed question into an arithmetic notation problem is challenging for LLMs. This difficulty arises because it requires simplifying complex natural language into structured mathematical operations while preserving the logical relationships between variables. Such a transformation is non-trivial, as the model must accurately interpret the problem’s intent, handle ambiguous phrasing, and correctly map linguistic constructs to arithmetic operations. Therefore, to address this, we first generate an SMT-LIB representation of the seed question, which simplifies the reasoning logic among variables. Subsequently, we utilize GPT-4o to convert this SMT-LIB representation into the arithmetic notation problem. The prompt for that process is shown in Fig. 7 and Fig. 8.

B.2.4 Reflection & Refinement

For the Reflection & Refinement dimension, we first generate Chain-of-Thought (CoT) solutions containing deliberate errors. To create these erroneous CoTs, one of the six error types defined in Fig. 18 (e.g., arithmetic number error, skipped step) is uniformly sampled and injected into a correct CoT. The ground truth for the reflection sub-task is then the specific name of the introduced error type and its order number. For the subsequent refinement sub-task, direct verification of the LLM-corrected CoT is complex. Instead, we evaluate

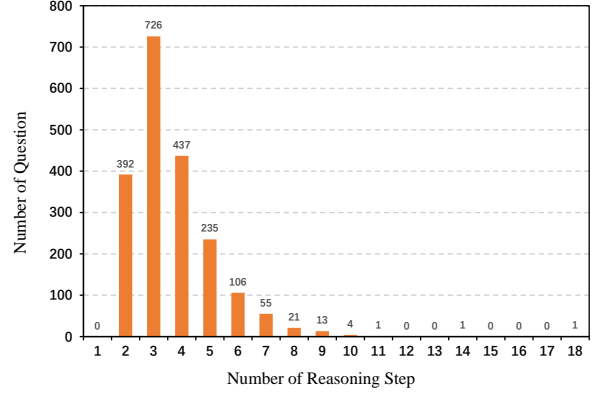


Figure 5: The number of reasoning step statistics of seed question dataset.

the refined CoT by using GPT-4o to generate a final answer based upon it. The LLM is considered to have successfully passed the refinement task if this GPT-4o-generated answer matches the ground truth of the original seed question.

C SMART-Bench Verification

We adopt the neuro-symbolic system to automatically verify the correctness of generated SMT-LIB and its arithmetic notation formed question. This self-validating mechanism can also be used to verify the augmented version of questions which are generated based on the number of operator modification rewriting rules. The process is as following:

- 1. Initial SMT-LIB Conversion and Validation:** We first attempt to convert the original seed question into an SMT-LIB formula. We employ an SMT solver to compute the solution from this SMT-LIB formula. If the solver-derived result does not match the known ground-truth answer of the original seed problem, the SMT-LIB generation process is iteratively refined and re-verified until consistency is achieved. This ensures a validated symbolic representation of the original problem.
- 2. Augmentation in SMT-LIB Space:** Once a validated SMT-LIB formula for the original problem is obtained, numerical or operational changes dictated by our rewriting rules are applied directly within this symbolic SMT-LIB space.
- 3. Automated Ground-Truth Generation for Augmented Problems:** The modified SMT-LIB formula, now representing an augmented

version of the problem, is then solved using the Z3-solver. The result provided by the solver serves as the automatically generated and verified ground-truth answer for this new, dynamically created problem instance.

D Experiments

D.1 Experiment Setting

All experiments were conducted on a Linux server equipped with two NVIDIA H800 GPUs (80GB). The GPUs were used for deploying and performing inference on open-source models. The Python version used was 3.9.20, and the version of the Transformers package was 4.46.0.

D.2 Prompt and Evaluation metrics in SMART

D.2.1 Understanding

We propose a context extraction task to measure the capability of LLMs in understanding math problems. The input for this task consists of seed questions, and the model is asked to extract the context of the question based on the prompt shown in Fig. 14.

We employed an LLM-as-a-judge method (Zheng et al., 2023) to evaluate the quality of generated context. In this method, GPT-4o is used impartially to assess semantic similarity between the background context extracted by the evaluated LLM and the reference ground-truth, assigning a score from 1 to 100.

D.2.2 Reasoning

For the reasoning dimension, we introduce a symbolic formalization task to evaluate the symbolic reasoning capability of LLMs. The input for this task is the seed question, and LLMs are asked to generate the SMT-LIB expression of the question, without solving the problem. The prompt for this task is shown in Fig. 7. Subsequently, the Z3 solver is used to compute the results of the generated SMT-LIB expression. The evaluation metric for this task is the accuracy of the SMT-LIB formula results. Specifically, the accuracy of generating correct SMT-LIB expressions, determined by the number of correct SMT-LIB (verified by Z3-solver) divided by the total number of problems.

D.2.3 Arithmetic

For the arithmetic dimension, we introduce a numeric calculation task to assess the arithmetic abil-

ity of LLMs. The input for this task is an arithmetic notation problem, and LLMs are asked to solve it using the prompt shown in Fig. 9. The arithmetic problem is designed to have the same answer and reasoning logic as its corresponding seed question. The evaluation metrics for this task is accuracy, defined as the number of arithmetic problems solved correctly divided by the total number of problems.

D.2.4 Reflection & Refinement

For the reflection & refinement dimension, we propose an error correction task that requires LLMs to detect mistakes in the chain-of-thought (CoT) of seed questions, correct these mistakes, and generate a new answer for the seed question. This task consists of three steps. The first step involves detecting errors in the CoT, given the question and CoT, with the answer being the specific name of the introduced error type and its order number, as specified in the prompt shown in Fig. 10 and prompt for more errors in Fig. 11. If LLMs fail to detect all mistakes, they do not need to attend the following refinement task. The second step is to fix errors in CoT and generate corrected CoT with given seed question and CoT with prompt shown in Fig. 12. The final step is to refine the answer based on the corrected CoT and the seed question, using the prompt in Fig. 13. If LLMs successfully detect all mistakes and generate the correct final answer based on the corrected CoT, we consider the model to have passed the error correction task.

The evaluation metrics for the reflection task is accuracy. The accuracy in identifying all errors in the chain-of-thought (CoT) solution, computed as the number of problems where all CoT errors are correctly identified divided by the total number of problems. The accuracy of refining the CoT after error identification, measured as the number of problems correctly answered based on the refined CoT divided by the number of problems with correctly identified CoT errors. The combined accuracy for both reflection and refinement tasks, calculated as the number of problems correctly answered after CoT refinement divided by the total number of problems.

D.3 Difficulty setting for Dimension-specific Task

To create dimension-specific questions with varying difficulty levels, we employ the following strategies:

For the understanding dimension, difficulty is

controlled by progressively introducing irrelevant sentences, sourced from other problems, as 'noise' within the seed question's text. The number of such noise sentences dictates the complexity of the context extraction task. The ground truth for these modified questions is updated by incorporating these noise sentences into the 'Irrelevant Information' category of the context extraction template.

For the reasoning dimension, question complexity is defined by the number of distinct mathematical operations (e.g., $+$, $-$, \times , \div , mod) required to formulate the solution. Problems are then categorized into multiple difficulty levels based on this operational count.

In the arithmetic dimension, complexity is varied by altering the number of digits in the numerical values involved (e.g., changing '12' to a five-digit number like '34.823'), rather than solely their magnitude, as precision with more digits presents a distinct challenge. The ground truth for these modified arithmetic problems is obtained through our self-verification mechanism.

In the reflection & refinement dimension, difficulty is modulated by the number and types of mistakes deliberately injected into the Chain-of-Thought solutions. We randomly introduce a varying number of distinct error types (from the categories listed in Fig. 18) into the CoT to create different levels of challenge for the error detection and correction tasks.

Each seed question undergoes a two-stage transformation process. In the first stage, it is decomposed into four distinct, dimension-specific tasks that enable fine-grained evaluation of individual capabilities. In the second stage, these tasks are further rewritten using validated augmentation strategies to generate diverse variants that test the robustness and adaptability of LLMs. This hierarchical, two-phase generation framework enhances reliability and scalability by enabling comprehensive and granular evaluation while mitigating risks of overfitting and data contamination.

D.4 Examples for question with different difficulty setting

Fig.15 shows examples of different difficulty settings for the understanding dimension evaluation. The sentences with a red background in the image represent irrelevant noise sentences, and the more noise sentences there are, the harder the task of extracting the effective context becomes.

Fig.16 shows examples of question with differ-

ent reasoning steps, which indicates different reasoning difficulties.

Fig.17 presents arithmetic questions with numbers in different digits. Numbers with more digits means more difficult for arithmetic evaluation task.

Fig.18 presents CoT with different type errors. CoT with more mistakes are more difficult for reflection and refinement evaluation task.

D.5 Zero-shot vs. three-shot

We conducted additional comparative experiments evaluating model performance with and without three-shot examples across all stages. The results are presented in the tab.D.5. As shown in the table, removing the three-shot examples leads to a significant performance drop across all models for dimensions. This confirms the substantial positive impact of including few-shot examples for these more complex reasoning stages. Our comparative results show that adding few-shot examples provides an improvement in all dimension scores across.

Model	Final Answer		Understanding		Reasoning		Arithmetic		Reflection&Refinement	
	Zero-shot	Three-shot	Zero-shot	Three-shot	Zero-shot	Three-shot	Zero-shot	Three-shot	Zero-shot	Three-shot
GPT-4.1	43.25	59.34	90.25	95.41	59.52	73.29	38.65	45.71	37.05	59.90
o4-mini	92.25	93.75	93.58	95.22	85.63	90.72	97.12	98.25	51.20	55.05
Gemini2.5-Flash-Preview	90.65	93.33	91.12	94.25	81.47	89.72	95.41	98.18	30.74	35.85

Table 3: Zero-shot and three-shot prompt engineer strategy comparison in SMART.

The Seed Question:

A container ship left from Dania Pier and traveled north. An aircraft carrier left 4 hours later traveling at 30 miles per hour in an effort to catch up to the container ship. After traveling for 8 hours the aircraft carrier finally caught up . What was the container ship 's average speed in miles per hour ?

The Extracted Context:

{problem scenario: A container ship and an aircraft carrier are traveling with the latter attempting to catch up to the former.

goal: Determine the average speed of the container ship in miles per hour.

quantities: known: [Aircraft carrier speed: 30 miles per hour,

Aircraft carrier travel time: 8 hours,

Time after which aircraft carrier left: 4 hours],

unknown: [Container ship's average speed (in miles per hour)],

relationships and constraints: [Aircraft carrier and container ship meet after aircraft carrier travels for 8 hours,

Container ship travels for 4 hours longer than the aircraft carrier.],

Irrelevant information: [The ships left from Dania Pier, Direction of travel is north]}

The SMT-LIB Expression:

(set-logic QF_NRA) (assert (= a 30))

(declare-fun a () Real) (assert (= b 8))

(declare-fun b () Real) (assert (= c 4))

(declare-fun c () Real) (assert (= d (+ b c)))

(declare-fun d () Real) (assert (= e (/ (* a b) d)))

(declare-fun e () Real) (check-sat) (get-value (e))

The Arithmetic Notation Question:

a=30, b=8, c=4, d=b+c, e=(ab)/d, e?

The Chian-of-Thought:

To find the average speed of the container ship, we need to analyze the information given about both the container ship and the aircraft carrier. First, we note that the aircraft carrier left 4 hours after the container ship. This means that by the time the aircraft carrier started its journey, the container ship had already been traveling for 4 hours. Next, we know that the aircraft carrier traveled for 8 hours before catching up to the container ship. Therefore, the total time the container ship was traveling when it was caught up is: 4 hours (before the aircraft carrier left)+8 hours (while the aircraft carrier was traveling)=12 hours. Now, we need to calculate the distance the aircraft carrier traveled during its 8 hours of travel. The speed of the aircraft carrier is given as 30 miles per hour. Thus, the distance traveled by the aircraft carrier is: Distance=Speed×Time=30 miles/hour×8 hours=240 miles. Since the aircraft carrier caught up to the container ship, this means that the container ship also traveled the same distance of 240 miles in the 12 hours it was traveling. Now, we can find the average speed of the container ship using the formula: Average Speed=Total Distance/Total Time. Substituting the values we have: Average Speed=240 miles/12 hours=20 miles per hour. Thus, the average speed of the container ship is 20.0 miles per hour. ##### 20.0

The Final Answer:

20.0

Figure 6: A data sample in the SMART benchmark.

System Prompt:

You are a helpful assistant and good at following instructions.

User Prompt:

You are a highly skilled mathematician, NLP expert, and reasoning analyzer. Your task is to convert a Math word problem into an SMT-LIB expression. Follow these instructions:

1. Define Variables: Use abstract variable names (e.g., a, b, c) that do not reflect the actual meaning of the variables in the problem.
2. Formulate Constraints: Use mathematical relationships from the problem to establish constraints for the SMT-LIB formula.
3. SMT-LIB Syntax: Use proper SMT-LIB syntax. The logic should be set to QF_NRA or QF_NIA as appropriate. Include (check-sat) and (get-value ...) commands to verify satisfiability and extract the result.
4. Check: Ensure all the variables in SMT-LIB formula are declared.
5. Do not write comments.

Three-shot Examples

[Examples]

The Given Question:

[Seed question]

Now, analyze the next math problem. Generate the symbolic expression of the math word problem. Strictly following the steps and formatting provided. Be precise, logical, and concise in your responses.

The Answer of Task:

[SMT-LIB]

Figure 7: The prompt for LLMs to convert the seed question to a symbolic expression.

System Prompt:

You are a helpful assistant and good at following instructions.

User Prompt:

You are a highly skilled mathematician. You will be given a math problem, and your task is to convert the original SMT-LIB formula into a pure arithmetic notation problem, accurately reflecting the relationships and modified values without adding any additional background information. I will also give you the answer of the SMT-LIB formula, and you have to check that the answer of the math problem is same to the SMT-LIB' answer. Do not mention answer in the new generated question.

Three-shot Examples

[Examples]

The Given Symbolic Expression :

[SMT-LIB]

The Given Answer:

[Final answer]

Now, analyze the next SMT-LIB expression. Generate arithmetic notation problem of the SMT-LIB expression. Strictly following the steps and formatting provided. Be precise, logical, and concise in your responses.

The Answer of Task:

[Answer]

Figure 8: The prompt for LLMs to convert the SMT-LIB expression to arithmetic notation problem.

System Prompt:

You are a helpful assistant and good at following instructions.

User Prompt:

You are a helpful assistant that solves notation-based arithmetic problem. You will be given a notation-based arithmetic problem, and your task is to provide the final answer which is enclosed in []. The final answer should not include any units or formulas. Additionally, ensure that your answer is rounded to five decimal places.

Three-shot Examples

[Examples]

The Given Question:

[Question]

Now, analyze the next math problem. Generate answer of the math problem. Strictly following the steps and formatting provided. Be precise, logical, and concise in your responses.

The Answer of Task:

[Answer]

Figure 9: The prompt for LLMs to solve the arithmetic notation problem.

System Prompt:

You are a helpful assistant and good at following instructions.

User Prompt:

I will provide a math problem with its corresponding CoT (Chain-of-Thought) reasoning. We have deliberately introduced one of the following six types of errors into the CoT:

1. Change Number: Randomly selects a number in the CoT and replaces it with a different, randomly generated number.
2. Delete Segment: Randomly removes one sentence (a segment delimited by a period) from the CoT.
3. Insert Segment: Randomly selects a sentence from another CoT (cot2) and inserts it into a random position in the primary CoT.
4. Swap Segments: Randomly selects two sentences in the CoT and swaps their positions.
5. Duplicate Segment: Randomly selects a sentence in the CoT, duplicates it, and inserts the copy into a random position.
6. Modify Operator: Replaces a mathematical operator (+, -, \times , \div) in the CoT with a different, randomly selected operator.

Please carefully review each step in the CoT and determine whether any of the above types of errors are present. If you find errors, output the corresponding error type name and numbers.

Three-shot Examples

[Examples]

The Given Question:

[Seed question]

The Given CoT:

[CoT]

Now, analyze the next math word problem and its CoT. Find the errors in the CoT. Strictly following the steps and formatting provided. Be precise, logical, and concise in your responses.

The Answer of Task:

[Answer]

Figure 10: The prompt for LLMs to detect mistakes in the CoT.

System Prompt:

You are a helpful assistant and good at following instructions.

User Prompt:

I will provide a math problem with its corresponding CoT (Chain-of-Thought) reasoning. We have deliberately introduced one of the following six types of errors into the CoT:

1. Change Number: Randomly selects a number in the CoT and replaces it with a different, randomly generated number.
2. Delete Segment: Randomly removes one sentence (a segment delimited by a period) from the CoT.
3. Insert Segment: Randomly selects a sentence from another CoT (cot2) and inserts it into a random position in the primary CoT.
4. Swap Segments: Randomly selects two sentences in the CoT and swaps their positions.
5. Duplicate Segment: Randomly selects a sentence in the CoT, duplicates it, and inserts the copy into a random position.
6. Modify Operator: Replaces a mathematical operator (+, -, ×, ÷) in the CoT with a different, randomly selected operator.

Please carefully review each step in the CoT and determine whether any of the above types of errors are present. **More than one errors are in the CoT.** Output all the corresponding error type name and numbers.

Three-shot Examples

[Examples]

The Given Question:

[Seed question]

The Given CoT:

[CoT]

Now, analyze the next math word problem and its CoT. Find **all errors** in the CoT. Strictly following the steps and formatting provided. Be precise, logical, and concise in your responses.

The Answer of Task:

[Answer]

Figure 11: The prompt for LLMs to detect more than one mistakes in the CoT.

System Prompt:

You are a helpful assistant and good at following instructions.

User Prompt:

You are a highly skilled mathematician. I will provide you with an math word problem, and its corresponding solution steps (CoT) with error. Your task is to provide the corrected CoT (solution steps) with the error fixed.

Three-shot Examples

[Examples]

The Given Question:

[Seed question]

The Given CoT:

[CoT]

Now, analyze the next math problem and its CoT. Generate fixed CoT of the math problem. Strictly following the steps and formatting provided. Be precise, logical, and concise in your responses.

The Answer of Task:

[Answer]

Figure 12: The prompt for LLMs to correct the mistakes in the CoT.

System Prompt:

You are a helpful assistant and good at following instructions.

User Prompt:

You are a highly skilled mathematician. I will provide you with a math problem, its revised solution steps (CoT). Your task is to provide new answer of the problem based on the revised CoT. The answer should not include any units or formulas. Additionally, ensure that your answer is rounded to five decimal places.

Three-shot Examples

[Examples]

The Given Question:

[Seed question]

The Given Corrected CoT:

[C-CoT]

Now, analyze the next math problem and its corrected CoT. Generate the answer of the math problem again. Strictly following the steps and formatting provided. Be precise, logical, and concise in your responses.

The Answer of Task:

[Answer]

Figure 13: The prompt for LLMs to refine the answer of the seed question based on the correct CoT.

System Prompt:

You are a helpful assistant and good at following instructions.

User Prompt:

You are an expert analyst specializing in breaking down math word problems into their core components to facilitate understanding and solving. Below is a structured key information template. Do not add notes in the response.

Template:

```
{ "problem description": {
    "problem scenario": "Provide a brief, one-sentence description of the overall situation or context.",
    "goal": "State clearly what needs to be calculated or found." },
  "quantities": {
    "known": [ // List of explicitly stated numerical values or key quantities],
    "unknown": [ // List of quantities that need to be found (usually corresponds to the goal)],
  },
  "relationships and constraints": [ // List of statements describing how quantities/entities relate, or rules governing the scenario],
  "irrelevant information": [ // List of information present in the text but likely not needed for calculation] }
```

Three-shot Examples

[Examples]

The Given Question:

[Question]

Now, analyze the next math problem. Generate the context of the question. Strictly following the steps and formatting provided. Be precise, logical, and concise in your responses.

The Answer of Task:

[Answer]

Figure 14: The prompt for LLMs to extract context from seed question.

The Seed Question:

Adam bought 13 boxes of chocolate candy and gave 7 to his little brother . If each box has 6 pieces inside it , how many pieces did Adam still have ?

The Question with one noise sentence:

Adam bought 13 boxes of chocolate candy and gave 7 to his little brother. If each box has 6 pieces inside it , how many pieces did Adam still have ? **Mary is baking a cake. She already put in 12 cups of flour.**

The Question with three noise sentences:

Adam bought 13 boxes of chocolate candy and gave 7 to his little brother. If each of them had the same number of cookies. **Anna is able to buy 5 more articles for \$300 after the price of each article decreased by 15%.** If each box has 6 pieces inside it , how many pieces did Adam still have ? **Mary is baking a cake. She already put in 12 cups of flour.**

The Question with five noise sentences:

He has a total of 40 cannolis in his house. Adam bought 13 boxes of chocolate candy and gave 7 to his little brother. **If each of them had the same number of cookies. At Allan's house, there is twice as much corn as cannolis. Anna is able to buy 5 more articles for \$300 after the price of each article decreased by 15%. Sam 's dog had puppies and 8 had spots.** If each box has 6 pieces inside it , how many pieces did Adam still have?

Figure 15: Example of questions with different number of noise sentences.

The Question with One or Two Reasoning Steps:

James decides to run 3 sprints 3 times a week. He runs 60 meters each sprint. How many total meters does he run a week?

The Question with Three or Four Reasoning Steps:

Josh decides to try flipping a house. He buys a house for \$80,000 and then puts in \$50,000 in repairs. This increased the value of the house by 150%. How much profit did he make?

The Question with Five or Six Reasoning Steps:

John drives for 3 hours at a speed of 60 mph and then turns around because he realizes he forgot something very important at home. He tries to get home in 4 hours but spends the first 2 hours in standstill traffic. He spends the next half-hour driving at a speed of 30mph, before being able to drive the remaining time of the 4 hours going at 80 mph. How far is he from home at the end of those 4 hours?

The Question with more than Six Reasoning Steps:

Adrien's total salary was 30 percent higher than Lylah's. Four years later, his salary had increased, and he was earning 40% more than what he was making four years ago. If Adrien's and Lylah's salary increased simultaneously, and Adrien earned \$40000 four years ago, calculate the total salary the two were receiving four years later?

Figure 16: Example of questions with different reasoning steps.

The Arithmetic Question :

What is the value of d if a is equal to 36, b is equal to 13, c is equal to 49, and d is the sum of a, b, and c?

The Arithmetic Question with Numbers in Three digits:

What is the value of d if a is equal to -29.6, b is equal to -6.34, c is equal to 976, and d is the sum of a, b, and c?

The Arithmetic Question with Numbers in Five digits:

What is the value of d if a is equal to 7938.7, b is equal to 74.180, c is equal to -21327, and d is the sum of a, b, and c?

The Arithmetic Question with Numbers in Seven digits:

What is the value of d if a is equal to 1,323,984, b is equal to 1,823,649, c is equal to 3,683971, and d is the sum of a, b, and c?

The Arithmetic Question with Numbers in Nine digits:

What is the value of d if a is equal to -732716160, b is equal to 2330874.42, c is equal to -340169802, and d is the sum of a, b, and c?

Figure 17: Example of arithmetic questions with number in different digits.

<p>1. Arithmetic Number Error</p> <p>Definition: Randomly selects a number in the CoT and replaces it with a different, randomly generated number.</p> <p>Example: The number of downloads of the program in the second month increased to $3*60 = \ll 3*60=180 \gg 180$. In the first two months, the total number of downloads of the program was $180+60 = \ll 180+60=280 \gg 280$. In the third month, the number of downloads of the program reduced by $30/100*180 = \ll 30/100*180=54 \gg 54$. There were $104-54 = \ll 180-54=126 \gg 126$ downloads in the third month. In the three months, the total number of downloads of the program was $126+240 = \ll 126+240=366 \gg 366$. ##### 366.</p>
<p>2. Skipped Step Error</p> <p>Definition: Randomly removes one sentence (a segment delimited by a period) from the CoT.</p> <p>Example: The number of downloads of the program in the second month increased to $3*60 = \ll 3*60=180 \gg 180$. In the first two months, the total number of downloads of the program was $180+60 = \ll 180+60=240 \gg 240$. In the third month, the number of downloads of the program reduced by $30/100*180 = \ll 30/100*180=54 \gg 54$. There were $180-54 = \ll 180-54=126 \gg 126$ downloads in the third month. ##### 366.</p>
<p>3. Hallucinatory Insertion Error</p> <p>Definition: Randomly selects a sentence from another CoT and inserts it into a random position in the primary CoT.</p> <p>Example: The number of downloads of the program in the second month increased to $3*60 = \ll 3*60=180 \gg 180$. In the first two months, the total number of downloads of the program was $180+60 = \ll 180+60=240 \gg 240$. In the third month, the number of downloads of the program reduced by $30/100*180 = \ll 30/100*180=54 \gg 54$. The total amount of fabric is $2+2 = \ll 2+2=4 \gg 4$ bolt of fabric. There were $180-54 = \ll 180-54=126 \gg 126$ downloads in the third month. In the three months, the total number of downloads of the program was $126+240 = \ll 126+240=366 \gg 366$. ##### 366.</p>
<p>4. Logical Order Error</p> <p>Definition: Randomly selects two sentences in the CoT and swaps their positions.</p> <p>Example: In the first two months, the total number of downloads of the program was $180+60 = \ll 180+60=240 \gg 240$. The number of downloads of the program in the second month increased to $3*60 = \ll 3*60=180 \gg 180$. In the third month, the number of downloads of the program reduced by $30/100*180 = \ll 30/100*180=54 \gg 54$. There were $180-54 = \ll 180-54=126 \gg 126$ downloads in the third month. In the three months, the total number of downloads of the program was $126+240 = \ll 126+240=366 \gg 366$. ##### 366.</p>
<p>5. Redundant Output Error</p> <p>Definition: Randomly selects a sentence in the CoT, duplicates it, and inserts the copy into a random position.</p> <p>Example: The number of downloads of the program in the second month increased to $3*60 = \ll 3*60=180 \gg 180$. In the first two months, the total number of downloads of the program was $180+60 = \ll 180+60=240 \gg 240$. In the third month, the number of downloads of the program reduced by $30/100*180 = \ll 30/100*180=54 \gg 54$. In the third month, the number of downloads of the program reduced by $30/100*180 = \ll 30/100*180=54 \gg 54$. There were $180-54 = \ll 180-54=126 \gg 126$ downloads in the third month. In the three months, the total number of downloads of the program was $126+240 = \ll 126+240=366 \gg 366$. ##### 366.</p>
<p>6. Incorrect Operator Error</p> <p>Definition: Replaces a mathematical operator (+, -, ×, ÷) in the CoT with a different, randomly selected operator.</p> <p>Example: The number of downloads of the program in the second month increased to $3*60 = \ll 3*60=180 \gg 180$. In the first two months, the total number of downloads of the program was $180+60 = \ll 180+60=240 \gg 240$. In the third month, the number of downloads of the program reduced by $30/100*180 = \ll 30/100*180=54 \gg 54$. There were $180-54 = \ll 180/54=126 \gg 126$ downloads in the third month. In the three months, the total number of downloads of the program was $126+240 = \ll 126+240=366 \gg 366$. ##### 366.</p>

Figure 18: Example of CoT with different errors.