
URLs Help, Topics Guide: Understanding Metadata Utility in LLM Training

Dongyang Fan Vinko Sabolčec Martin Jaggi
EPFL, Switzerland
firstname.lastname@epfl.ch

Abstract

Large Language Models (LLMs) are commonly pretrained on vast corpora of text without utilizing contextual metadata such as source, quality, or topic, leading to a context-free learning paradigm. While recent studies suggest that adding metadata like URL information as context (i.e., auxiliary inputs not used in the loss calculation) can improve training efficiency and downstream performance, they offer limited understanding of which types of metadata are truly effective and under what conditions. In this work, we conduct a systematic evaluation and find that not all metadata types contribute equally. Only URL context speeds up training, whereas quality scores and topic/format domain information offer no clear benefit. Furthermore, the improved downstream performances of URL conditioning emerge only when longer prompts are used at inference time. In addition, we demonstrate that context-aware pretraining enables more controllable generation than context-free pretraining, in a classifier-free guidance fashion. Although topic and format metadata do not accelerate training, they are effective for steering outputs, offering human-interpretable control over generation. Our codes are available at this link.

1 Introduction

Large Language Models (LLMs) have become increasingly integrated into a wide range of real-world applications, prompting both researchers and practitioners to explore optimal strategies for their development. A critical component of this process is the pretraining phase, which serves as the foundational stage in which models acquire general-purpose linguistic and world knowledge from vast corpora of text. Even with a simple next-token prediction loss, the scale of data and model size enables emergent generalization of knowledge [1].

Conventional LLM pretraining is typically *context-free*, in the sense that training data consists solely of raw textual inputs, without the inclusion of any associated metadata or external contextual signals. Meta information, such as document source, author identity, timestamps, or topic tags—although potentially valuable—are systematically discarded during preprocessing. As a result, the model learns to predict the next token based on the intrinsic structure and statistical patterns present within the text itself, without leveraging any auxiliary semantic or structural cues. A natural research question arises: Can the pretraining be improved if contextual information is included?

While prior studies [2, 3] suggest that incorporating URLs as context (auxiliary inputs not used in the loss calculation) during training can accelerate pretraining and enhance downstream performance, recent findings by Higuchi et al. [4] caution that this is not always the case. Existing work lacks a comprehensive understanding of *which types of metadata are most impactful and under what conditions they offer the greatest benefit*. Our study aims to fill this gap, providing empirical evidence based on real-world experiments.

Fundamentally, context-aware pretraining endowed LMs with the ability to perform conditional autoregressive generation. This conditional generation capability, developed through exposure to

metadata, can potentially be leveraged to steer the model’s behavior using a classifier-free guidance approach [5], i.e., the distinction between context-conditioned and context-free generation can be further amplified to highlight the influence of contextual information. We aim to investigate *whether context-aware pretraining can be utilized for more controllable generation than context-free pretraining*.

In response to the previously raised questions, our findings and contributions can be summarized as follows:

- We conduct a comprehensive study on context-conditioned LLM pretraining, highlighting its potential benefits and limitations at both pretraining and inference stages (Section 3).
- We examine different types of metadata and find that only URL as context can speed up pretraining (Section 4.1.1). When it comes to downstream evaluation, URL-conditioned pretraining only enhances the performance with longer prompts (Section 4.1.2).
- We demonstrate that the metadata-conditioned pretrained model is more steerable than the standard pretrained model. While topic and format domain information does not accelerate pretraining, it offers effective and human-interpretable steering (Section 4.2).

2 Related Work

Metadata for LLM pretraining. Allen-Zhu and Li [2] demonstrate through controlled synthetic experiments that adding a special token to high-credibility data can be beneficial. They further hypothesize that appending domain names (e.g., wikipedia.org) to each document in the pretraining corpus would yield similar gains. This hypothesis is experimentally validated by Gao et al. [3], who report a 33% speedup in pretraining simply by prepending URL domains. However, to ensure the model remains effective on standard, domain-free text, they introduce a "cool-down" phase using non-contextual data. Following this, Zhu et al. [6] formally proves that context-enhanced learning can be exponentially more sample-efficient when the model is capable of in-context learning, that is, it can effectively utilize contextual information presented during inference to perform tasks. More recently, Higuchi et al. [4] caution that metadata conditioning is not universally effective. Buidling up on the experimental setup of [2], they found that metadata conditioning only helps when the input prompt is sufficiently long to reveal latent semantics. With shorter prompts, it can even degrade performance. Most prior studies conduct experiments solely on synthetic datasets, where the metadata consists of the datasets’ production rules. However, in real-world scenarios, metadata cannot fully capture the complexity of natural language. Therefore, we aim to explore the extent to which such metadata can actually be helpful.

Guidance in LLMs. In LLMs, next-token generation is essentially a sampling process from a probability distribution over the entire vocabulary. This makes it possible to steer the generation by modifying the token probability distribution. Liu et al. [7] guide the generation of a base LLM by leveraging the difference between the outputs of an expert model and an anti-expert model. Li et al. [8] adjust the sampling distribution by down-weighting tokens favored by an amateur model. Sanchez et al. [9] introduced the idea of classifier-free guidance (CFG)—originally used in text-to-image generation—to text-only generation. Building on this, He et al. [10] applied CFG to steer LLMs for personalization purposes, showing potential for controllable personalization. However, all of these approaches rely on context-free pretrained LLMs. In this work, we investigate can context-conditioned pretrained LLMs enable more effective context steering.

3 Method

3.1 Context-Conditioned Pretraining

To properly organize the contextual information, we introduce two new tokens: `<|context_begin|>` and `<|context_end|>`¹. The meta information is inserted between the two tokens, and prepended before the document contents. During training time, we mask out the loss calculation for the prepended contexts, so the loss is solely calculated over the standard texts, making it comparable to

¹for illustration purposes, we use `<boc>` and `<eoc>` to represent these two tokens

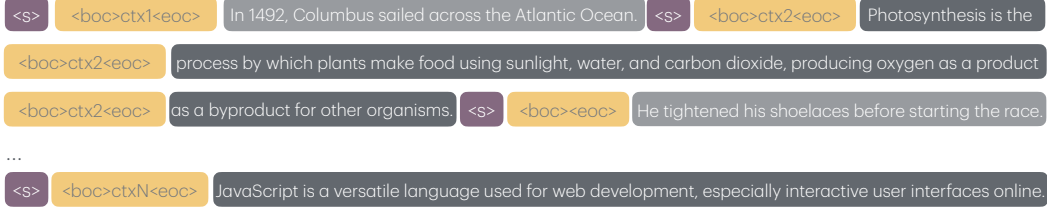


Figure 1: An example of our context-aware tokenization. Each document begins with a default beginning-of-sequence (<s>) token. For each sequence, a context segment wrapped in beginning-of-context (<boc>) and end-of-context (<eoc>) is inserted after <s> and before the main text. If a document is too long and split into multiple sequences, the context is prepended to each one. Although the context is added to every sequence, it may be empty. In 90% of the corpus, we include a non-empty context; in the remaining 10%, the context is left empty. Contexts can be URL, quality score, or topic/format domains depending on user choices.

standard context-free pretraining. To avoid confusion, we use *context* to refer to the auxiliary meta information not used in the loss calculation during training time, and use *prompts* for the texts given to the pretrained model for generation.

Context is introduced at the sequence level and is specific to each document. To ensure the model remains capable of handling context-free text at inference time, we uniformly interleave context-prepended and context-free documents during pretraining, using a 90%:10% ratio. The context enhanced corpus is illustrated in Figure 1, where one document can be split into several sequences and contexts are prepended to each of them. Unlike the MeCo approach [3], which applies 90% context-prepended training followed by a 10% context-free cooldown phase, our uniform mixture strategy allows any intermediate checkpoint to be immediately used for context-free inference.

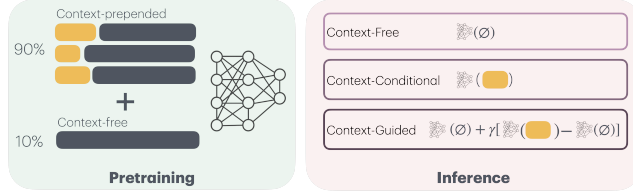


Figure 2: Diagram of our two-stage investigation. During pretraining time, we feed a uniform mixture of 90% context-prepended texts and 10% context-free standard texts into the model. During inference time, we compare three different generation sampling methods.

3.2 Context-Aware Generation

At inference time, leveraging the conditioning capabilities learned during pretraining, we can guide the LLM to generate text based on a given context. Next-token prediction involves sampling from a probability distribution (\mathcal{P}^{LLM}) over the entire vocabulary. To incorporate contextual signals, we modify this distribution accordingly. We define the three following sampling methods for generation:

- 1) Context-Free sampling: this is the standard sampling given by an LLM, conditioning on empty contexts.

$$x^t \sim \mathcal{P}^{\text{LLM}}(x|\mathbf{x}^{1:t-1}, \emptyset) \quad (\text{ctx-free})$$

- 2) Context-Conditioned sampling: for each generation, we prepend <boc>ctx<eoc> to the prompt.

$$x^t \sim \mathcal{P}^{\text{LLM}}(x|\mathbf{x}^{1:t-1}, \text{ctx}) \quad (\text{ctx-conditioned})$$

- 3) Context-Guided sampling: following the classifier-free guidance in diffusion models [5], we amplify the impact of the context with the following sampling probability:

$$x^t \sim \mathcal{P}^{\text{LLM}}(x|\mathbf{x}^{1:t-1}, \emptyset) \cdot \left(\frac{\mathcal{P}^{\text{LLM}}(x|\mathbf{x}^{1:t-1}, \text{ctx})}{\mathcal{P}^{\text{LLM}}(x|\mathbf{x}^{1:t-1}, \emptyset)} \right)^\gamma \quad (\text{ctx-guided})$$

During inference, in practice, we modify the generation in the logit (Π) level, that is

$$x^t \sim \Pi^{\text{LLM}}(x|\mathbf{x}^{1:t-1}, \emptyset) + \gamma (\Pi^{\text{LLM}}(x|\mathbf{x}^{1:t-1}, \text{ctx}) - \Pi^{\text{LLM}}(x|\mathbf{x}^{1:t-1}, \emptyset)) \quad (1)$$

When $\gamma = 0$, this coincides with context-free generation and when $\gamma = 1$, this coincides with context-conditioned generation. With $\gamma > 1$, we amplify the guidance of the context.

It is worth noting that the softmax output after context-guidance is no longer a faithful² probability distribution, while context-free and context-conditioned generation still follow a faithful probability distribution.

4 Experiments

Model. We adopt the Llama model architecture [11] with 16 layers, a hidden size of 2048, a sequence length of 4096, and a batch size of 504 (resulting in 2.06 million tokens). The model has 1.5 billion parameters. We follow the Cosine learning schedule, applying 2000 warmup steps. AdamW optimizer is used with regularization strength 0.1 [12]. A max learning rate of $3e-4$ is applied and cools down to learning rate $3e-5$ at the end of training. To train the models, we use the Megatron-LM framework [13].

Dataset. We use FineWeb-Edu dataset [14], which is a high-quality English-only dataset. The dataset has a lot of meta data available, such as URL source, quality score and token counts per document. We sub-sample FineWeb-Edu and tokenize it using Nemo tokenizer³, with two additionally introduced tokens. Throughout training, we randomly sample 100B tokens.

Evaluation Benchmarks. As standard practice, we evaluate models on general knowledge understanding using LM-Eval-Harness developed by Gao et al. [15]. The benchmarks used are Arc-Easy [16], Arc-Challenge [16], CommonSense QA (CSQA, 17), MMLU [18], PIQA [19], Social IQA (SIQA, 20), HellaSwag (HS, 21), Lambada (LBD, 22) and Winogrande (WG, 23).

We compare the following runs to gain a full insight over how can contexts potentially enhance LLM pretraining.

1. Baselines

- *Standard Pretraining:* Each document is simply prepended with a begin-of-sequence token `<s>`.
- *Positional Token Ablation:* Standard pretraining where each sequence is prepended with `<boc><eoc>` tokens. This setup tests whether introducing a positional token at the start of each sequence alone has a beneficial effect.
- *MeCo:* A two-phase approach proposed by Gao et al. [3]—90% of training is URL-conditioned, followed by a 10% cooldown phase using standard (unconditioned) data.

2. Types of Metadata

- *Full URL (URL):* The original source from which the document was crawled.
- *Quality Score (QS):* Provided by the FineWeb-Edu dataset, these scores are generated by a classifier trained on 450,000 web samples, each annotated by LLaMA 3 with a score from 0 (not educational) to 5 (highly educational), reflecting the sample’s educational value.
- *Domain Information (DI):* Each document is labeled with topic and format domains derived from WebOrganizer [24], where topic and format domains are returned by pretrained classifiers. There are 24 categories per taxonomy. In total, we have 576 different Domain Information types.

3. Combinations of Metadata

- *Full URL + Quality Score:* Combines the document’s source with its educational quality.
- *Full URL + Domain Information:* Combines the source with topic and format domain labels.
- *Full URL + Quality Score + Domain Information:* Incorporates all available metadata to condition the model on source, quality, and content structure.

²By faithful, we mean a probability distribution that can be trusted as a true representation of uncertainty, without distortion, manipulation, or miscalibration.

³<https://mistral.ai/news/mistral-nemo>

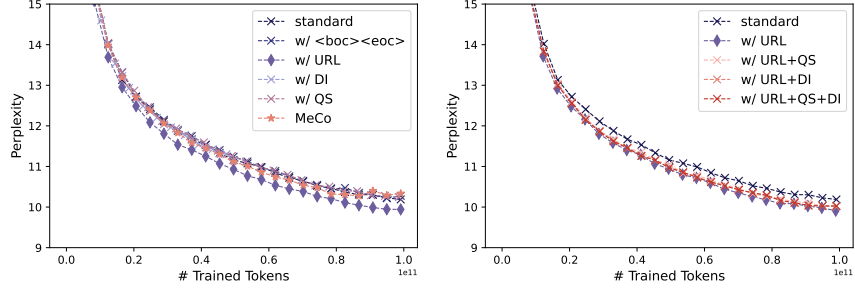


Figure 3: Training perplexity versus the amount of consumed tokens. Prepending the URL leads to a faster decrease in perplexity.

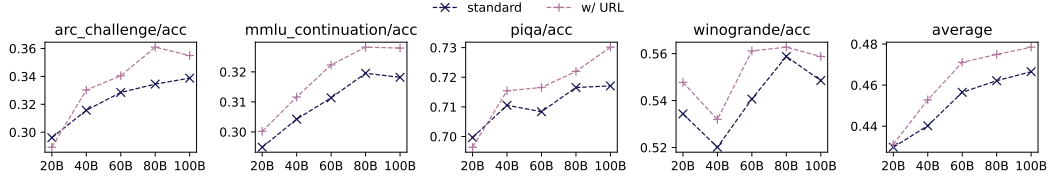


Figure 4: URL-conditioned pretraining achieves the same downstream evaluation performances of 100B-token standard pretraining with only 60B tokens. The same plots with respect to all tasks are provided in Figure 7.

4.1 Not All Metadata Conditioning Speed-up Pretraining

4.1.1 Training Speed-up with URL Conditioning

We begin by investigating whether metadata can facilitate training, specifically, whether pretraining can be accelerated when additional contextual information aids knowledge acquisition. The left panel of Figure 3 presents the training perplexity across runs with different metadata types. The two additional tokens introduced have minimal effect on learning dynamics, indicating that any observed differences stem from the contextual content itself. Among the three types of context evaluated, only the URL consistently results in lower perplexity from the very beginning of training.

Is the improved performance stemming from longer contexts? Given that URLs are substantially longer than the other two metadata types, one might wonder whether their effectiveness stems merely from increased context length. To examine this, we combined the other metadata types with URLs to see if additional context would further improve training. From the right panel of Figure 3, the answer is No. This indicates that it is not the increased context length that speeds up the training, but the context content itself.

Does the acceleration translate into downstream performance as well? With five-shot evaluation, we see better performance for the URL-conditioned model in every task. For the 9-task average, the URL-conditioned model can match the performance of the standard pretrained model on 100B tokens with only 60B tokens, achieving a 40% significant acceleration, as shown in Figure 4. The acceleration in terms of downstream performance is greater than training loss.

Why only URL helps? We have already controlled for the confounding factor — the length of metadata. However, it remains unclear why only the URL contributes meaningfully. To gain insight into this, we visualized the attention patterns of the document texts toward different parts of their corresponding contexts in Figure 5. Except for the URL-conditioned model, the other models fail to allocate substantial attention to the informative parts of the contexts in the early layers. We *hypothesize* that the early-layer attention to meaningful URL components may play a key role in the effectiveness of URL prepending, even if later layers focus on less informative tokens. Moreover, it is important to recognize that URLs inherently encode both domain information and document quality, which may differ from human-assigned DI and QS labels. This distinction likely also contributes to the superior performance of the URL feature.

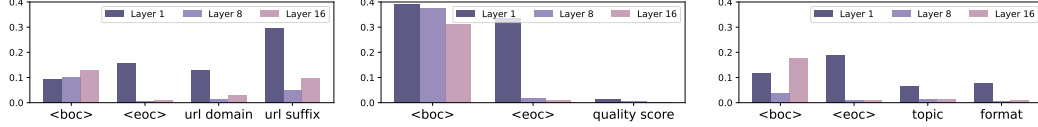


Figure 5: Average attention to different parts of different prepended contexts. Take <https://en.wikipedia.org/wiki/Metadata#Standards> as an example. `en.wikipedia.org` is the URL domain and `/wiki/Metadata#Standards` is the URL suffix. More details in Appendix C.1.2.

Takeaway 1. Only URL conditioning has a positive effect in speeding up pretraining; conditioning on quality scores or topic/format domains yields no noticeable change.

4.1.2 Downstream Performance Gains from Longer Prompts

When does URL conditioning work? To better understand the impact of context conditioning, we perform a systematic evaluation across downstream tasks by comparing zero-shot and five-shot performance. We notice a very interesting phenomenon: *The URL-conditioned pretrained model shows increased downstream evaluation performance with five-shot evaluation, but not zero-shot.* For the rest, we do not see substantial improvement over standard pretraining. Our results confirm recent findings from Higuchi et al. [4], where longer prompts are needed to infer latent semantics and thus to help evaluation.

Conflicting signals of different metadata types. Interestingly, the benefits of URL conditioning are negated when additional metadata is introduced as context. For example, combining quality scores with URL conditioning appears to introduce conflicting signals, leading to downstream performance that is even lower than that of the standard pretrained model. This suggests that the latent clusters inferred by the language model from the URLs may differ from the predefined clusters we assigned. Notably, we did not manage to reproduce the results of the MeCo baseline. Possible reasons could be different datasets and models, and that LM-Eval-Harness [15] is used as our evaluation framework is used in our experiments, while OLMES [25] was used in the MeCo paper. Nonetheless, we still observe the speeding-up effect of URL prepending.

Table 1: 0shot evaluation results. When evaluating, context-free generation is used, i.e., only `<boc><eoc>` tokens are prepended and the context string is empty.

	Arc-C	Arc-E	CSQA	MMLU	PIQA	SIQA	HS	LBD	WG	Avg
standard	32.9	68.9	42.3	31.2	71.3	40.6	42.6	33.0	57.1	46.7
+ <code><boc><eoc></code>	33.1	68.4	41.8	32.0	72.1	40.2	42.4	33.4	56.6	46.7
+ <code><boc> URL <eoc></code>	33.5	69.8	41.6	32.0	73.4	41.3	42.8	33.2	54.4	46.9
+ <code><boc> QS <eoc></code>	30.9	68.4	38.3	30.9	72.4	41.0	42.0	34.4	53.5	45.8
+ <code><boc> DI <eoc></code>	32.1	68.4	41.9	31.8	71.3	41.1	42.1	34.2	53.4	46.3
+ <code><boc> URL, QS <eoc></code>	31.2	68.7	38.2	31.7	71.3	40.1	42.2	34.6	54.2	45.8
+ <code><boc> URL, QI <eoc></code>	31.2	68.1	37.8	31.8	71.9	40.6	42.0	33.7	56.5	46.0
+ <code><boc> URL, QS, DI <eoc></code>	32.4	69.4	40.8	31.8	71.8	39.8	42.0	33.0	54.9	46.2
MeCo	33.0	68.9	39.7	31.8	71.3	40.1	41.9	33.0	55.6	46.2

Table 2: 5shot evaluation results. When evaluating, context-free generation is used, i.e., only `<boc><eoc>` tokens are prepended and the context string is empty.

	Arc-C	Arc-E	CSQA	MMLU	PIQA	SIQA	HS	LBD	WG	Avg
standard	33.9	68.6	45.1	31.8	71.7	41.5	41.9	30.6	54.9	46.7
+ <code><boc><eoc></code>	34.0	69.2	43.5	31.9	71.9	41.5	42.5	30.8	55.2	46.7
+ <code><boc> URL <eoc></code>	35.5	71.7	46.8	32.8	73.0	41.7	42.5	30.8	55.9	47.8
+ <code><boc> QS <eoc></code>	32.7	69.6	41.0	31.8	72.1	41.6	43.0	32.4	55.2	46.6
+ <code><boc> DI <eoc></code>	34.0	69.8	42.6	32.1	71.9	40.3	42.0	31.8	55.5	46.7
+ <code><boc> URL, QS <eoc></code>	32.5	67.8	42.8	31.6	71.4	41.7	41.8	32.0	53.0	46.1
+ <code><boc> URL, DI <eoc></code>	33.9	67.4	42.2	31.4	71.8	41.5	42.3	32.9	57.0	46.7
+ <code><boc> URL, QS, DI <eoc></code>	32.9	68.6	44.6	31.9	71.6	39.8	41.9	31.8	51.0	46.0
MeCo	32.6	69.7	46.3	32.5	72.0	39.9	41.6	31.3	54.0	46.7

Takeaway 2. URL-conditioned pretraining only benefits evaluation for longer prompts, for example, 5-shot. There is no noticeable distinction for 0-shot evaluation.

4.2 Context-Aware Generation

4.2.1 Context-Conditioned Generation

The results from Table 2 are from context-free generation using a context-conditioned model. We now test whether the performance can further be improved if correct contexts are given at test time. For each task, we conditioned the generation on an contexts that match the task content. We manually select these contexts. For Quality Score context, we simply prepend Quality Score: 5 in the inference time. The contexts we used are presented in Table 10 in the Appendix. Conditioning on provided contexts, we observed increased downstream performance, especially in URL- and DI-conditioned pretrained models.

Table 3: Enhanced downstream task performance with context-conditioned generation compared to context-free generation. Three different contexts are tested here, that is, URL, Domain Information (DI) and Quality Score (QS).

Model	Context	Arc-C	Arc-E	CSQA	MMLU	PIQA	SIQA	HS	LBD	WG	Avg
URL-conditioned	w/o context	35.5	71.7	46.8	32.8	73.0	41.7	42.5	30.8	55.9	47.8
	w/ URL context	35.5	72.2	47.7	32.9	72.3	43.0	43.0	32.5	56.0	48.3 ↑
DI-conditioned	w/o context	34.0	69.8	42.6	32.1	71.9	40.3	42.0	31.8	55.5	46.7
	w/ DI context	33.9	70.9	46.0	32.3	72.4	41.7	42.2	33.2	55.1	47.5 ↑
QS-conditioned	w/o context	32.7	69.6	41.0	31.8	72.1	41.6	43.0	32.4	55.2	46.6
	w/ QS context	32.0	70.0	44.3	32.1	72.7	42.4	42.0	32.9	54.4	47.0 ↑

4.2.2 Context-Guided Generation

Can the impact of context be further amplified? Accuracy calculation in Table 3 relies on log-likelihood that requires probability distributions. Classifier-free guidance modifies the output logits before softmax to steer generation. The logits have been manually shifted, which makes the resulting probability distribution not grounded in the model’s knowledge or data, thus breaking the probabilistic interpretation. Likelihood-base evaluation does not work. We turn to generation-based evaluation instead. Given the limited capacity of our 1.5B base models, we cannot evaluate them meaningfully using free-form generation for the QA tasks. As a result, we assess their ability to generate coherent continuations when provided with a prompt.

We gather prompts in health and history domains, and let our pretrained models to finish the prompts. We let gpt-4o evaluate over 4 dimensions regarding the continuation, that are, coherence, correctness, reasonableness, and relevance. The scores are between 1 and 10, with higher score being more desirable. With context-guided generation, we apply the steering factor $\gamma = 1.5$ if not mentioned, from a hyperparameter grid search in Figure 6. Over 50 prompts, we have the gpt-4o evaluation presented in Table 4, where we compare the three different generation methods using both our context-conditioned pretrained model and standard context-free pretrained model. Given that LLM judges may hallucinate, we run a 3-seed evaluation and report the mean and standard deviation. Compared to the standard pretrained model, we observe that context-conditioned pretrained model is more steerable, as showcased by improved performance with context-guided generation.

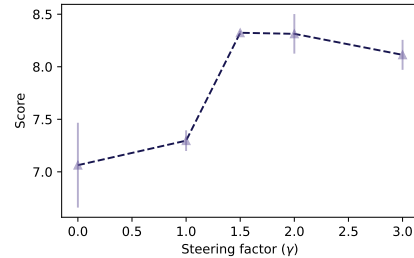


Figure 6: LLM judge scores (with standard deviation) vs. different values of steering factor γ

Which metadata type is efficient in guidance? Among the three different context types, we notice that even though topic and format domains are not effective in speeding up training, they offer effective steering possibilities. We provide an example of different continuations from the three different sampling methods in Table 5. Conditioning on Topic: Health, Format: Knowledge Article, while context-free generation offers very generic answers, context-conditioned generation

is able to offer more health-relevant technical answers. Context-guided generation is the most comprehensive and informative among the three, indicating the successful guidance of the context.

Table 4: Average LLM-as-a-judge evaluation scores (mean \pm std) on the different prompt completions on 50 prompts on health & medical and history topics respectively (answer length: 64 tokens). Model type denotes the type of checkpoints used, with "conditioned" being our context-conditioned pretrained checkpoint and "standard" being the standard context-free pretrained checkpoint. For each of the different contexts, we use different context-pretrained models.

topic	context	model type	ctx-free	ctx-conditioned	ctx-guided
health & medical	URL: https://medicalxpress.com/	Conditioned	8.19 \pm 0.14	8.14 \pm 0.20	8.70 \pm 0.14
		Standard	7.98 \pm 0.34	7.79 \pm 0.10	8.12 \pm 0.26
	Topic: Health, Format: Knowledge Article	Conditioned	8.01 \pm 0.16	8.26 \pm 0.14	9.07 \pm 0.05
		Standard	7.75 \pm 0.03	7.79 \pm 0.08	7.66 \pm 0.24
	Quality Score: 5	Conditioned	8.20 \pm 0.19	8.20 \pm 0.20	8.69 \pm 0.14
		Standard	8.37 \pm 0.20	8.22 \pm 0.23	8.09 \pm 0.21
history	URL: https://britannica.com/	Conditioned	5.70 \pm 0.15	5.80 \pm 0.16	6.73 \pm 0.43
		Standard	4.88 \pm 0.15	5.60 \pm 0.14	6.45 \pm 0.01
	Topic: History, Format: Knowledge Article	Conditioned	5.35 \pm 0.24	5.23 \pm 0.26	7.15 \pm 0.26
		Standard	5.19 \pm 0.31	5.95 \pm 0.11	6.04 \pm 0.31
	Quality Score: 5	Conditioned	5.36 \pm 0.20	5.67 \pm 0.16	6.45 \pm 0.34
		Standard	5.52 \pm 0.19	5.68 \pm 0.19	7.04 \pm 0.09

Table 5: Example of different continuations (answer length: 64 tokens) given a prompt and their corresponding ratings. The Domain Information context provided is Topic: Health, Format: Knowledge Article. Continuations are generated from our DI-conditioned pretrained checkpoints. (Caution of Hallucination!)

	Given prompt: Common causes of balance problems in older people include	Rating/Short Rationale
standard	falls and underlying conditions. These can range from minor health issues to more serious problems. You can get balance problems from several causes, including poor nutrition, aging, and underlying health conditions like high blood pressure or thyroid problems. It's also possible to suffer from balance problems suddenly.	5.5. Clear but general and slightly repetitive
context-conditioned	medications, ear problems, and spinal and neck problems. Vestibular rehabilitation physical therapy, which uses special exercises to enhance brain signals that help maintain balance, can be used to treat some types of balance disorders. In most cases, medical attention is necessary to treat this type of dizziness or imbalance.	7.0. More technical, introduces helpful treatment concepts
context-guided	ageing-related changes in the inner ear, neurological problems, and problems with medication. Other reasons for balance problems include head injury, Parkinson's disease, multiple sclerosis, and stroke. Vitamin B12 deficiency can cause balance problems.	9.0. Most comprehensive and informative

Controllable guidance level. We further demonstrate various steering possibilities enabled by our method. For example, it is possible to guide the generation toward a desired topic by increasing the guidance factor value (γ). When conditioning on Topic: Fashion & Beauty, Format: Personal Blog and setting $\gamma > 1$, LLMs sometimes produce humorous or absurd outputs in Figure 6, such as stating that Julius Caesar was assassinated because "of his taste in makeup" or "he wore too much jewelry." While this clearly highlights the model's tendency to hallucinate, it also underscores the strength of the steering mechanism. With appropriate contextual grounding, such guidance could potentially yield coherent and relevant outputs in desired domains.

Controllable style and content. Moreover, when provided with different contextual signals, our models can adapt the continuation in ways that align with the intended framing or source. As shown in Table 7, the open-ended prompt "Paris is known for" leads to varied continuations depending on the guiding URL: medicalxpress.com prompts a medically-oriented response, nytimes.com

Table 6: Example of different context-guided continuations given a prompt and a steering factor (γ). The Domain Information context is Topic: Fashion & Beauty, Format: Personal Blog. Continuations are generated from our pretrained DI-conditioned checkpoints. (Caution of Hallucination!)

Steering factor (γ)	Given prompt: Julius Caesar was assassinated because
-2	he'd killed too many people and he'd become too dangerous. He was assassinated by senators and officials who were on the wrong side of the Senate. Caesar feared they might take power away from him and start an anarchy.
0	he was trying to become king of the Roman Empire. He was forced to flee to Greece to escape the Roman legions. This was a major mistake, because he was already an experienced general and knew that he could not defeat them in the long run.
1	his assassins feared he would be a threat to their power. At the time, the average Roman man's wardrobe consisted of a tunic and a short-sleeved shirt. But as soon as Julius Caesar was assassinated, Rome's dress code became stricter.
2	of his taste in makeup. Back then, makeup was not only for looks. It also had medicinal purposes. The Romans used makeup to soothe and protect the skin from the sun. It also had medicinal purposes. They believed it could heal certain skin conditions and infections.
4	he wore too much jewelry. Napoleon was so inspired by Alexander the Great that jewelry became a sign of royalty and he wore very little other than crowns, earrings, necklaces and bracelets. Kings, Queens, royalty and those with influence wore so much more than is necessary.

Table 7: Example of different continuations given a prompt conditioned on different URLs. The continuations are generated in a context-guided fashion using our URL-conditioned pretrained checkpoints. (Caution of Hallucination!)

	Given prompt: Paris is known for
https://medicalxpress.com/	150 years of medical excellence, thanks to the collaboration of doctors, nurses, medical students and researchers. It is also known as the home of major medical discoveries such as the operation of the heart, the discovery of insulin, the discovery of the HIV virus, the discovery of the X-ray, the discovery of the...
https://nytimes.com/	4 things: 1. Big. It's the capital of France and also the largest city in Europe. 2. Beautiful. It's a very beautiful city. 3. Rich. It's one of the richest cities in the world. 4. Old. It's one of the oldest cities in the world.
https://reddit.com/	4 things, its cuisine, its fashion, its nightlife and its cinema. And I don't mean that only. 😊What if I told you that there is a community of actors who actually act out the scenes of French movies? This community is called REDdit!

results in a factual and formal description by listing facts, and `reddit.com` encourages a casual, entertainment-focused tone. A similar result with Domain Information guidance is presented in Table 8 and Table 9 in the Appendix, where we observe effective guidance in both topic and format domains. These results demonstrate that contextual steering can shape both the content and style of the generated text in meaningful ways.

Takeaway 3. With context-conditioned pretraining, a larger improvement is observed in context-guided generation compared to context-conditioned generation.

Takeaway 4. Although domain information does not accelerate pretraining, it provides more interpretable and efficient guidance during inference.

5 Conclusion

In this work, we present a comprehensive investigation into context-conditioned pretraining for LLMs, focusing on the impact of different metadata types. Our findings reveal that not all metadata types contribute equally to model efficiency or downstream performance. Specifically, URL metadata stands out as the only form of context that significantly accelerates training and improves performance—particularly when longer prompts are used at inference time. In contrast, quality scores and topic/format domain information do not yield measurable benefits during pretraining.

Nevertheless, we demonstrate that these latter forms of metadata have strong value during inference, enabling more controllable and interpretable text generation through classifier-free guidance mechanisms. This dual insight, that certain metadata can optimize training efficiency while others enhance controllability, opens promising directions for more flexible and human-aligned language model applications.

Overall, our results suggest that context-aware pretraining, especially when paired with dynamic guidance strategies at inference, offers a powerful toolset for building more efficient, adaptive, and steerable LLMs. Future work could explore scaling these techniques to larger models and broader metadata sources, as well as integrating contextual signals directly into fine-tuning and instruction tuning pipelines.

Acknowledgment. This work was supported as part of the Swiss AI Initiative by a grant from the Swiss National Supercomputing Centre (CSCS) under project ID a06 on Alps. DF would like to thank Diba Hashemi for helpful discussions.

References

- [1] Zhengxiao Du, Aohan Zeng, Yuxiao Dong, and Jie Tang. Understanding emergent abilities of language models from the loss perspective. In *The Thirty-eighth Annual Conference on Neural Information Processing Systems*, 2024. URL <https://openreview.net/forum?id=35DAviqMFo>.
- [2] Zeyuan Allen-Zhu and Yuanzhi Li. Physics of language models: Part 3.3, knowledge capacity scaling laws, 2024. URL <https://arxiv.org/abs/2404.05405>.
- [3] Tianyu Gao, Alexander Wettig, Luxi He, Yihe Dong, Sadhika Malladi, and Danqi Chen. Metadata conditioning accelerates language model pre-training, 2025. URL <https://arxiv.org/abs/2501.01956>.
- [4] Rei Higuchi, Ryotaro Kawata, Naoki Nishikawa, Kazusato Oko, Shoichiro Yamaguchi, Sosuke Kobayashi, Seiya Tokui, Kohei Hayashi, Daisuke Okanohara, and Taiji Suzuki. When does metadata conditioning (not) work for language model pre-training? a study with context-free grammars, 2025. URL <https://arxiv.org/abs/2504.17562>.
- [5] Jonathan Ho and Tim Salimans. Classifier-free diffusion guidance, 2022. URL <https://arxiv.org/abs/2207.12598>.
- [6] Xingyu Zhu, Abhishek Panigrahi, and Sanjeev Arora. On the power of context-enhanced learning in llms, 2025. URL <https://arxiv.org/abs/2503.01821>.
- [7] Alisa Liu, Maarten Sap, Ximing Lu, Swabha Swayamdipta, Chandra Bhagavatula, Noah A. Smith, and Yejin Choi. DExperts: Decoding-time controlled text generation with experts and anti-experts. In Chengqing Zong, Fei Xia, Wenjie Li, and Roberto Navigli, editors, *Proceedings of the 59th Annual Meeting of the Association for Computational Linguistics and the 11th International Joint Conference on Natural Language Processing (Volume 1: Long Papers)*, pages 6691–6706, Online, August 2021. Association for Computational Linguistics. doi: 10.18653/v1/2021.acl-long.522. URL <https://aclanthology.org/2021.acl-long.522/>.
- [8] Xiang Lisa Li, Ari Holtzman, Daniel Fried, Percy Liang, Jason Eisner, Tatsunori Hashimoto, Luke Zettlemoyer, and Mike Lewis. Contrastive decoding: Open-ended text generation as optimization. In Anna Rogers, Jordan Boyd-Graber, and Naoaki Okazaki, editors, *Proceedings of the 61st Annual Meeting of the Association for Computational Linguistics (Volume 1: Long Papers)*, pages 12286–12312, Toronto, Canada, July 2023. Association for Computational Linguistics. doi: 10.18653/v1/2023.acl-long.687. URL <https://aclanthology.org/2023.acl-long.687/>.
- [9] Guillaume Sanchez, Honglu Fan, Alexander Spangher, Elad Levi, Pawan Sasanka Ammanamanchi, and Stella Biderman. Stay on topic with classifier-free guidance, 2023. URL <https://arxiv.org/abs/2306.17806>.
- [10] Jerry Zhi-Yang He, Sashrika Pandey, Mariah L. Schrum, and Anca Dragan. Context steering: Controllable personalization at inference time, 2025. URL <https://arxiv.org/abs/2405.01768>.
- [11] Aaron Grattafiori, Abhimanyu Dubey, Abhinav Jauhri, Abhinav Pandey, Abhishek Kadian, Ahmad Al-Dahle, Aiesha Letman, Akhil Mathur, Alan Schelten, Alex Vaughan, Amy Yang, Angela Fan, Anirudh Goyal, Anthony Hartshorn, Aobo Yang, Archi Mitra, Archie Sravankumar, Artem Korenev, Arthur Hinsvark, Arun Rao, Aston Zhang, Aurelien Rodriguez, Austen Gregerson, Ava Spataru, Baptiste Roziere, Bethany Biron, Binh Tang, Bobbie Chern, Charlotte Caucheteux, Chaya Nayak, Chloe Bi, Chris Marra, Chris McConnell, Christian Keller, Christophe Touret, Chunyang Wu, Corinne Wong, Cristian Canton Ferrer, Cyrus Nikolaidis, Damien Allonsius, Daniel Song, Danielle Pintz, Danny Livshits, Danny Wyatt, David Esiobu, Dhruv Choudhary, Dhruv Mahajan, Diego Garcia-Olano, Diego Perino, Dieuwke Hupkes, Egor Lakomkin, Ehab AlBadawy, Elina Lobanova, Emily Dinan, Eric Michael Smith, Filip Radenovic, Francisco Guzmán, Frank Zhang, Gabriel Synnaeve, Gabrielle Lee, Georgia Lewis Anderson, Govind Thattai, Graeme Nail, Gregoire Mialon, Guan Pang, Guillem Cucurell, Hailey Nguyen, Hannah Korevaar, Hu Xu, Hugo Touvron, Iliyan Zarov, Imanol Arrieta Ibarra, Isabel Kloumann, Ishan

Misra, Ivan Evtimov, Jack Zhang, Jade Copet, Jaewon Lee, Jan Geffert, Jana Vranes, Jason Park, Jay Mahadeokar, Jeet Shah, Jelmer van der Linde, Jennifer Billock, Jenny Hong, Jenya Lee, Jeremy Fu, Jianfeng Chi, Jianyu Huang, Jiawen Liu, Jie Wang, Jiecao Yu, Joanna Bitton, Joe Spisak, Jongsoo Park, Joseph Rocca, Joshua Johnstun, Joshua Saxe, Junteng Jia, Kalyan Vasuden Alwala, Karthik Prasad, Kartikeya Upasani, Kate Plawiak, Ke Li, Kenneth Heafield, Kevin Stone, Khalid El-Arini, Krithika Iyer, Kshitiz Malik, Kuenley Chiu, Kunal Bhalla, Kushal Lakhota, Lauren Rantala-Yearly, Laurens van der Maaten, Lawrence Chen, Liang Tan, Liz Jenkins, Louis Martin, Lovish Madaan, Lubo Malo, Lukas Blecher, Lukas Landzaat, Luke de Oliveira, Madeline Muzzi, Mahesh Pasupuleti, Mannat Singh, Manohar Paluri, Marcin Kardas, Maria Tsimpoukelli, Mathew Oldham, Mathieu Rita, Maya Pavlova, Melanie Kam-badur, Mike Lewis, Min Si, Mitesh Kumar Singh, Mona Hassan, Naman Goyal, Narjes Torabi, Nikolay Bashlykov, Nikolay Bogoychev, Niladri Chatterji, Ning Zhang, Olivier Duchenne, Onur Çelebi, Patrick Alrassy, Pengchuan Zhang, Pengwei Li, Petar Vasic, Peter Weng, Prajjwal Bhargava, Pratik Dubal, Praveen Krishnan, Punit Singh Koura, Puxin Xu, Qing He, Qingxiao Dong, Ragavan Srinivasan, Raj Ganapathy, Ramon Calderer, Ricardo Silveira Cabral, Robert Stojnic, Roberta Raileanu, Rohan Maheswari, Rohit Girdhar, Rohit Patel, Romain Sauvestre, Ronnie Polidoro, Roshan Sumbaly, Ross Taylor, Ruan Silva, Rui Hou, Rui Wang, Saghar Hosseini, Sahana Chennabasappa, Sanjay Singh, Sean Bell, Seohyun Sonia Kim, Sergey Edunov, Shaoliang Nie, Sharan Narang, Sharath Raparthy, Sheng Shen, Shengye Wan, Shruti Bhosale, Shun Zhang, Simon Vandenhende, Soumya Batra, Spencer Whitman, Sten Sootla, Stephane Collot, Suchin Gururangan, Sydney Borodinsky, Tamar Herman, Tara Fowler, Tarek Sheasha, Thomas Georgiou, Thomas Scialom, Tobias Speckbacher, Todor Mihaylov, Tong Xiao, Ujjwal Karn, Vedanuj Goswami, Vibhor Gupta, Vignesh Ramanathan, Viktor Kerkez, Vincent Conguet, Virginie Do, Vish Vogeti, Vitor Albiero, Vladan Petrovic, Weiwei Chu, Wenhan Xiong, Wenyin Fu, Whitney Meers, Xavier Martinet, Xiaodong Wang, Xiaofang Wang, Xiaoqing Ellen Tan, Xide Xia, Xinfeng Xie, Xuchao Jia, Xuwei Wang, Yaelle Goldschlag, Yashesh Gaur, Yasmine Babaei, Yi Wen, Yiwen Song, Yuchen Zhang, Yue Li, Yuning Mao, Zacharie Delapierre Coudert, Zheng Yan, Zhengxing Chen, Zoe Papakipos, Aaditya Singh, Aayushi Srivastava, Abha Jain, Adam Kelsey, Adam Shajnfeld, Adithya Gangidi, Adolfo Victoria, Ahuva Goldstand, Ajay Menon, Ajay Sharma, Alex Boesenberg, Alexei Baevski, Allie Feinstein, Amanda Kallet, Amit Sangani, Amos Teo, Anam Yunus, Andrei Lupu, Andres Alvarado, Andrew Caples, Andrew Gu, Andrew Ho, Andrew Poulton, Andrew Ryan, Ankit Ramchandani, Annie Dong, Annie Franco, Anuj Goyal, Aparajita Saraf, Arkabandhu Chowdhury, Ashley Gabriel, Ashwin Bharambe, Assaf Eisenman, Azadeh Yazdan, Beau James, Ben Maurer, Benjamin Leonhardi, Bernie Huang, Beth Loyd, Beto De Paola, Bhargavi Paranjape, Bing Liu, Bo Wu, Boyu Ni, Braden Hancock, Bram Wasti, Brandon Spence, Brani Stojkovic, Brian Gamido, Britt Montalvo, Carl Parker, Carly Burton, Catalina Mejia, Ce Liu, Changhan Wang, Changkyu Kim, Chao Zhou, Chester Hu, Ching-Hsiang Chu, Chris Cai, Chris Tindal, Christoph Feichtenhofer, Cynthia Gao, Damon Civin, Dana Beaty, Daniel Kreymmer, Daniel Li, David Adkins, David Xu, Davide Testuggine, Delia David, Devi Parikh, Diana Liskovich, Didem Foss, Dingkan Wang, Duc Le, Dustin Holland, Edward Dowling, Eissa Jamil, Elaine Montgomery, Eleonora Presani, Emily Hahn, Emily Wood, Eric-Tuan Le, Erik Brinkman, Esteban Arcaute, Evan Dunbar, Evan Smothers, Fei Sun, Felix Kreuk, Feng Tian, Filippas Kokkinos, Firat Ozgenel, Francesco Caggioni, Frank Kanayet, Frank Seide, Gabriela Medina Florez, Gabriella Schwarz, Gada Badeer, Georgia Swee, Gil Halpern, Grant Herman, Grigory Sizov, Guangyi, Zhang, Guna Lakshminarayanan, Hakan Inan, Hamid Shojanazeri, Han Zou, Hannah Wang, Hanwen Zha, Haroun Habeeb, Harrison Rudolph, Helen Suk, Henry Aspegren, Hunter Goldman, Hongyuan Zhan, Ibrahim Damlaj, Igor Molybog, Igor Tufanov, Ilias Leontiadis, Irina-Elena Veliche, Itai Gat, Jake Weissman, James Geboski, James Kohli, Janice Lam, Japhet Asher, Jean-Baptiste Gaya, Jeff Marcus, Jeff Tang, Jennifer Chan, Jenny Zhen, Jeremy Reizenstein, Jeremy Teboul, Jessica Zhong, Jian Jin, Jingyi Yang, Joe Cummings, Jon Carvill, Jon Shepard, Jonathan McPhie, Jonathan Torres, Josh Ginsburg, Junjie Wang, Kai Wu, Kam Hou U, Karan Saxena, Kartikay Khandelwal, Katayoun Zand, Kathy Matosich, Kaushik Veeraraghavan, Kelly Michelen, Keqian Li, Kieran Jagadeesh, Kun Huang, Kunal Chawla, Kyle Huang, Lailin Chen, Lakshya Garg, Lavender A, Leandro Silva, Lee Bell, Lei Zhang, Liangpeng Guo, Licheng Yu, Liron Moshkovich, Luca Wehrstedt, Madian Khabsa, Manav Avalani, Manish Bhatt, Martynas Mankus, Matan Hasson, Matthew Lennie, Matthias Reso, Maxim Groshev, Maxim Naumov, Maya Lathi, Meghan Keneally, Miao Liu, Michael L. Seltzer, Michal Valko, Michelle Restrepo, Mihir Patel, Mik Vyatskov, Mikayel Samvelyan, Mike Clark, Mike Macey, Mike Wang, Miquel Jubert Hermoso, Mo Metanat,

- Mohammad Rastegari, Munish Bansal, Nandhini Santhanam, Natascha Parks, Natasha White, Navyata Bawa, Nayan Singhal, Nick Egebo, Nicolas Usunier, Nikhil Mehta, Nikolay Pavlovich Laptev, Ning Dong, Norman Cheng, Oleg Chernoguz, Olivia Hart, Omkar Salpekar, Ozlem Kalinli, Parkin Kent, Parth Parekh, Paul Saab, Pavan Balaji, Pedro Rittner, Philip Bontrager, Pierre Roux, Piotr Dollar, Polina Zvyagina, Prashant Ratanchandani, Pritish Yuvraj, Qian Liang, Rachad Alao, Rachel Rodriguez, Rafi Ayub, Raghotham Murthy, Raghu Nayani, Rahul Mitra, Rangaprabhu Parthasarathy, Raymond Li, Rebekkah Hogan, Robin Battey, Rocky Wang, Russ Howes, Ruty Rinott, Sachin Mehta, Sachin Siby, Sai Jayesh Bondu, Samyak Datta, Sara Chugh, Sara Hunt, Sargun Dhillon, Sasha Sidorov, Satadru Pan, Saurabh Mahajan, Saurabh Verma, Seiji Yamamoto, Sharadh Ramaswamy, Shaun Lindsay, Sheng Feng, Shenghao Lin, Shengxin Cindy Zha, Shishir Patil, Shiva Shankar, Shuqiang Zhang, Shuqiang Zhang, Sinong Wang, Sneha Agarwal, Soji Sajuyigbe, Soumith Chintala, Stephanie Max, Stephen Chen, Steve Kehoe, Steve Satterfield, Sudarshan Govindaprasad, Sumit Gupta, Summer Deng, Sungmin Cho, Sunny Virk, Suraj Subramanian, Sy Choudhury, Sydney Goldman, Tal Remez, Tamar Glaser, Tamara Best, Thilo Koehler, Thomas Robinson, Tianhe Li, Tianjun Zhang, Tim Matthews, Timothy Chou, Tzook Shaked, Varun Vontimitta, Victoria Ajayi, Victoria Montanez, Vijai Mohan, Vinay Satish Kumar, Vishal Mangla, Vlad Ionescu, Vlad Poenaru, Vlad Tiberiu Mihailescu, Vladimir Ivanov, Wei Li, Wenchen Wang, Wenwen Jiang, Wes Bouaziz, Will Constable, Xiaocheng Tang, Xiaojian Wu, Xiaolan Wang, Xilun Wu, Xinbo Gao, Yaniv Kleinman, Yanjun Chen, Ye Hu, Ye Jia, Ye Qi, Yenda Li, Yilin Zhang, Ying Zhang, Yossi Adi, Youngjin Nam, Yu, Wang, Yu Zhao, Yuchen Hao, Yundi Qian, Yunlu Li, Yuzi He, Zach Rait, Zachary DeVito, Zef Rosnbrick, Zhaoduo Wen, Zhenyu Yang, Zhiwei Zhao, and Zhiyu Ma. The llama 3 herd of models, 2024. URL <https://arxiv.org/abs/2407.21783>.
- [12] Ilya Loshchilov and Frank Hutter. Decoupled weight decay regularization, 2019. URL <https://arxiv.org/abs/1711.05101>.
- [13] Deepak Narayanan, Mohammad Shoeybi, Jared Casper, Patrick LeGresley, Mostofa Patwary, Vijay Anand Korthikanti, Dmitri Vainbrand, Prethvi Kashinkunti, Julie Bernauer, Bryan Catanzaro, Amar Phanishayee, and Matei Zaharia. Efficient large-scale language model training on gpu clusters using megatron-lm, 2021. URL <https://arxiv.org/abs/2104.04473>.
- [14] Anton Lozhkov, Loubna Ben Allal, Leandro von Werra, and Thomas Wolf. Fineweb-edu: the finest collection of educational content, 2024. URL <https://huggingface.co/datasets/HuggingFaceFW/fineweb-edu>.
- [15] Leo Gao, Jonathan Tow, Baber Abbasi, Stella Biderman, Sid Black, Anthony DiPofi, Charles Foster, Laurence Golding, Jeffrey Hsu, Alain Le Noac’h, Haonan Li, Kyle McDonell, Niklas Muennighoff, Chris Ociepa, Jason Phang, Laria Reynolds, Hailey Schoelkopf, Aviya Skowron, Lintang Sutawika, Eric Tang, Anish Thite, Ben Wang, Kevin Wang, and Andy Zou. A framework for few-shot language model evaluation, 07 2024. URL <https://zenodo.org/records/12608602>.
- [16] Peter Clark, Isaac Cowhey, Oren Etzioni, Tushar Khot, Ashish Sabharwal, Carissa Schoenick, and Oyvind Tafjord. Think you have solved question answering? try arc, the ai2 reasoning challenge. *arXiv preprint arXiv:1803.05457*, 2018.
- [17] Alon Talmor, Jonathan Herzig, Nicholas Lourie, and Jonathan Berant. Commonsenseqa: A question answering challenge targeting commonsense knowledge. *arXiv preprint arXiv:1811.00937*, 2018.
- [18] Dan Hendrycks, Collin Burns, Steven Basart, Andy Zou, Mantas Mazeika, Dawn Song, and Jacob Steinhardt. Measuring massive multitask language understanding. *arXiv preprint arXiv:2009.03300*, 2020.
- [19] Yonatan Bisk, Rowan Zellers, Jianfeng Gao, Yejin Choi, et al. Piqa: Reasoning about physical commonsense in natural language. In *Proceedings of the AAAI conference on artificial intelligence*, volume 34, pages 7432–7439, 2020.
- [20] Maarten Sap, Hannah Rashkin, Derek Chen, Ronan LeBras, and Yejin Choi. Socialliqa: Commonsense reasoning about social interactions. *arXiv preprint arXiv:1904.09728*, 2019.

- [21] Rowan Zellers, Ari Holtzman, Yonatan Bisk, Ali Farhadi, and Yejin Choi. Hellaswag: Can a machine really finish your sentence? *arXiv preprint arXiv:1905.07830*, 2019.
- [22] Denis Paperno, Germán Kruszewski, Angeliki Lazaridou, Quan Ngoc Pham, Raffaella Bernardi, Sandro Pezzelle, Marco Baroni, Gemma Boleda, and Raquel Fernández. The lambada dataset: Word prediction requiring a broad discourse context. *arXiv preprint arXiv:1606.06031*, 2016.
- [23] Keisuke Sakaguchi, Ronan Le Bras, Chandra Bhagavatula, and Yejin Choi. Winogrande: An adversarial winograd schema challenge at scale. *Communications of the ACM*, 64(9):99–106, 2021.
- [24] Alexander Wettig, Kyle Lo, Sewon Min, Hannaneh Hajishirzi, Danqi Chen, and Luca Soldaini. Organize the web: Constructing domains enhances pre-training data curation, 2025. URL <https://arxiv.org/abs/2502.10341>.
- [25] Yuling Gu, Oyvind Tafjord, Bailey Kuehl, Dany Haddad, Jesse Dodge, and Hannaneh Hajishirzi. OLMES: A standard for language model evaluations. In Luis Chiruzzo, Alan Ritter, and Lu Wang, editors, *Findings of the Association for Computational Linguistics: NAACL 2025*, pages 5005–5033, Albuquerque, New Mexico, April 2025. Association for Computational Linguistics. ISBN 979-8-89176-195-7. URL <https://aclanthology.org/2025.findings-naacl.282/>.

NeurIPS Paper Checklist

1. Claims

Question: Do the main claims made in the abstract and introduction accurately reflect the paper's contributions and scope?

Answer: [\[Yes\]](#)

Justification: Our main text corresponds to what we claim in the abstract and introduction, i.e., what benefits does context-aware pretraining bring in pretraining and inference time, respectively.

Guidelines:

- The answer NA means that the abstract and introduction do not include the claims made in the paper.
- The abstract and/or introduction should clearly state the claims made, including the contributions made in the paper and important assumptions and limitations. A No or NA answer to this question will not be perceived well by the reviewers.
- The claims made should match theoretical and experimental results, and reflect how much the results can be expected to generalize to other settings.
- It is fine to include aspirational goals as motivation as long as it is clear that these goals are not attained by the paper.

2. Limitations

Question: Does the paper discuss the limitations of the work performed by the authors?

Answer: [\[Yes\]](#)

Justification: See our discussions in the conclusion section as well as in Appendix A.

Guidelines:

- The answer NA means that the paper has no limitation while the answer No means that the paper has limitations, but those are not discussed in the paper.
- The authors are encouraged to create a separate "Limitations" section in their paper.
- The paper should point out any strong assumptions and how robust the results are to violations of these assumptions (e.g., independence assumptions, noiseless settings, model well-specification, asymptotic approximations only holding locally). The authors should reflect on how these assumptions might be violated in practice and what the implications would be.
- The authors should reflect on the scope of the claims made, e.g., if the approach was only tested on a few datasets or with a few runs. In general, empirical results often depend on implicit assumptions, which should be articulated.
- The authors should reflect on the factors that influence the performance of the approach. For example, a facial recognition algorithm may perform poorly when image resolution is low or images are taken in low lighting. Or a speech-to-text system might not be used reliably to provide closed captions for online lectures because it fails to handle technical jargon.
- The authors should discuss the computational efficiency of the proposed algorithms and how they scale with dataset size.
- If applicable, the authors should discuss possible limitations of their approach to address problems of privacy and fairness.
- While the authors might fear that complete honesty about limitations might be used by reviewers as grounds for rejection, a worse outcome might be that reviewers discover limitations that aren't acknowledged in the paper. The authors should use their best judgment and recognize that individual actions in favor of transparency play an important role in developing norms that preserve the integrity of the community. Reviewers will be specifically instructed to not penalize honesty concerning limitations.

3. Theory assumptions and proofs

Question: For each theoretical result, does the paper provide the full set of assumptions and a complete (and correct) proof?

Answer: [NA]

Justification: The paper does not include theoretical results

Guidelines:

- The answer NA means that the paper does not include theoretical results.
- All the theorems, formulas, and proofs in the paper should be numbered and cross-referenced.
- All assumptions should be clearly stated or referenced in the statement of any theorems.
- The proofs can either appear in the main paper or the supplemental material, but if they appear in the supplemental material, the authors are encouraged to provide a short proof sketch to provide intuition.
- Inversely, any informal proof provided in the core of the paper should be complemented by formal proofs provided in appendix or supplemental material.
- Theorems and Lemmas that the proof relies upon should be properly referenced.

4. Experimental result reproducibility

Question: Does the paper fully disclose all the information needed to reproduce the main experimental results of the paper to the extent that it affects the main claims and/or conclusions of the paper (regardless of whether the code and data are provided or not)?

Answer: [Yes]

Justification: We detailed our tokenization process and metadata used. Moreover, the training details are also specified in Section 4.

Guidelines:

- The answer NA means that the paper does not include experiments.
- If the paper includes experiments, a No answer to this question will not be perceived well by the reviewers: Making the paper reproducible is important, regardless of whether the code and data are provided or not.
- If the contribution is a dataset and/or model, the authors should describe the steps taken to make their results reproducible or verifiable.
- Depending on the contribution, reproducibility can be accomplished in various ways. For example, if the contribution is a novel architecture, describing the architecture fully might suffice, or if the contribution is a specific model and empirical evaluation, it may be necessary to either make it possible for others to replicate the model with the same dataset, or provide access to the model. In general, releasing code and data is often one good way to accomplish this, but reproducibility can also be provided via detailed instructions for how to replicate the results, access to a hosted model (e.g., in the case of a large language model), releasing of a model checkpoint, or other means that are appropriate to the research performed.
- While NeurIPS does not require releasing code, the conference does require all submissions to provide some reasonable avenue for reproducibility, which may depend on the nature of the contribution. For example
 - (a) If the contribution is primarily a new algorithm, the paper should make it clear how to reproduce that algorithm.
 - (b) If the contribution is primarily a new model architecture, the paper should describe the architecture clearly and fully.
 - (c) If the contribution is a new model (e.g., a large language model), then there should either be a way to access this model for reproducing the results or a way to reproduce the model (e.g., with an open-source dataset or instructions for how to construct the dataset).
 - (d) We recognize that reproducibility may be tricky in some cases, in which case authors are welcome to describe the particular way they provide for reproducibility. In the case of closed-source models, it may be that access to the model is limited in some way (e.g., to registered users), but it should be possible for other researchers to have some path to reproducing or verifying the results.

5. Open access to data and code

Question: Does the paper provide open access to the data and code, with sufficient instructions to faithfully reproduce the main experimental results, as described in supplemental material?

Answer: [No]

Justification: We will make our training codes public when the paper is made public. The dataset we used is public.

Guidelines:

- The answer NA means that paper does not include experiments requiring code.
- Please see the NeurIPS code and data submission guidelines (<https://nips.cc/public/guides/CodeSubmissionPolicy>) for more details.
- While we encourage the release of code and data, we understand that this might not be possible, so “No” is an acceptable answer. Papers cannot be rejected simply for not including code, unless this is central to the contribution (e.g., for a new open-source benchmark).
- The instructions should contain the exact command and environment needed to run to reproduce the results. See the NeurIPS code and data submission guidelines (<https://nips.cc/public/guides/CodeSubmissionPolicy>) for more details.
- The authors should provide instructions on data access and preparation, including how to access the raw data, preprocessed data, intermediate data, and generated data, etc.
- The authors should provide scripts to reproduce all experimental results for the new proposed method and baselines. If only a subset of experiments are reproducible, they should state which ones are omitted from the script and why.
- At submission time, to preserve anonymity, the authors should release anonymized versions (if applicable).
- Providing as much information as possible in supplemental material (appended to the paper) is recommended, but including URLs to data and code is permitted.

6. Experimental setting/details

Question: Does the paper specify all the training and test details (e.g., data splits, hyperparameters, how they were chosen, type of optimizer, etc.) necessary to understand the results?

Answer: [Yes]

Justification: We specified our dataset, hyperparameter choices, and training details in Section 4.

Guidelines:

- The answer NA means that the paper does not include experiments.
- The experimental setting should be presented in the core of the paper to a level of detail that is necessary to appreciate the results and make sense of them.
- The full details can be provided either with the code, in appendix, or as supplemental material.

7. Experiment statistical significance

Question: Does the paper report error bars suitably and correctly defined or other appropriate information about the statistical significance of the experiments?

Answer: [Yes]

Justification: We reported 3-seed run results with both mean and standard deviation in Section 4.2.

Guidelines:

- The answer NA means that the paper does not include experiments.
- The authors should answer "Yes" if the results are accompanied by error bars, confidence intervals, or statistical significance tests, at least for the experiments that support the main claims of the paper.

- The factors of variability that the error bars are capturing should be clearly stated (for example, train/test split, initialization, random drawing of some parameter, or overall run with given experimental conditions).
- The method for calculating the error bars should be explained (closed form formula, call to a library function, bootstrap, etc.)
- The assumptions made should be given (e.g., Normally distributed errors).
- It should be clear whether the error bar is the standard deviation or the standard error of the mean.
- It is OK to report 1-sigma error bars, but one should state it. The authors should preferably report a 2-sigma error bar than state that they have a 96% CI, if the hypothesis of Normality of errors is not verified.
- For asymmetric distributions, the authors should be careful not to show in tables or figures symmetric error bars that would yield results that are out of range (e.g. negative error rates).
- If error bars are reported in tables or plots, The authors should explain in the text how they were calculated and reference the corresponding figures or tables in the text.

8. Experiments compute resources

Question: For each experiment, does the paper provide sufficient information on the computer resources (type of compute workers, memory, time of execution) needed to reproduce the experiments?

Answer: [Yes]

Justification: We specified in the Appendix.

Guidelines:

- The answer NA means that the paper does not include experiments.
- The paper should indicate the type of compute workers CPU or GPU, internal cluster, or cloud provider, including relevant memory and storage.
- The paper should provide the amount of compute required for each of the individual experimental runs as well as estimate the total compute.
- The paper should disclose whether the full research project required more compute than the experiments reported in the paper (e.g., preliminary or failed experiments that didn't make it into the paper).

9. Code of ethics

Question: Does the research conducted in the paper conform, in every respect, with the NeurIPS Code of Ethics <https://neurips.cc/public/EthicsGuidelines>?

Answer: [Yes]

Justification: We adhere to the Code of Ethics.

Guidelines:

- The answer NA means that the authors have not reviewed the NeurIPS Code of Ethics.
- If the authors answer No, they should explain the special circumstances that require a deviation from the Code of Ethics.
- The authors should make sure to preserve anonymity (e.g., if there is a special consideration due to laws or regulations in their jurisdiction).

10. Broader impacts

Question: Does the paper discuss both potential positive societal impacts and negative societal impacts of the work performed?

Answer: [Yes]

Justification: See Appendix B.

Guidelines:

- The answer NA means that there is no societal impact of the work performed.
- If the authors answer NA or No, they should explain why their work has no societal impact or why the paper does not address societal impact.

- Examples of negative societal impacts include potential malicious or unintended uses (e.g., disinformation, generating fake profiles, surveillance), fairness considerations (e.g., deployment of technologies that could make decisions that unfairly impact specific groups), privacy considerations, and security considerations.
- The conference expects that many papers will be foundational research and not tied to particular applications, let alone deployments. However, if there is a direct path to any negative applications, the authors should point it out. For example, it is legitimate to point out that an improvement in the quality of generative models could be used to generate deepfakes for disinformation. On the other hand, it is not needed to point out that a generic algorithm for optimizing neural networks could enable people to train models that generate Deepfakes faster.
- The authors should consider possible harms that could arise when the technology is being used as intended and functioning correctly, harms that could arise when the technology is being used as intended but gives incorrect results, and harms following from (intentional or unintentional) misuse of the technology.
- If there are negative societal impacts, the authors could also discuss possible mitigation strategies (e.g., gated release of models, providing defenses in addition to attacks, mechanisms for monitoring misuse, mechanisms to monitor how a system learns from feedback over time, improving the efficiency and accessibility of ML).

11. Safeguards

Question: Does the paper describe safeguards that have been put in place for responsible release of data or models that have a high risk for misuse (e.g., pretrained language models, image generators, or scraped datasets)?

Answer: [NA]

Justification: We are not releasing new models, but rather providing insights to assist model pretraining.

Guidelines:

- The answer NA means that the paper poses no such risks.
- Released models that have a high risk for misuse or dual-use should be released with necessary safeguards to allow for controlled use of the model, for example by requiring that users adhere to usage guidelines or restrictions to access the model or implementing safety filters.
- Datasets that have been scraped from the Internet could pose safety risks. The authors should describe how they avoided releasing unsafe images.
- We recognize that providing effective safeguards is challenging, and many papers do not require this, but we encourage authors to take this into account and make a best faith effort.

12. Licenses for existing assets

Question: Are the creators or original owners of assets (e.g., code, data, models), used in the paper, properly credited and are the license and terms of use explicitly mentioned and properly respected?

Answer: [Yes]

Justification: We cited the dataset, model training framework, codebase and tokenizer.

Guidelines:

- The answer NA means that the paper does not use existing assets.
- The authors should cite the original paper that produced the code package or dataset.
- The authors should state which version of the asset is used and, if possible, include a URL.
- The name of the license (e.g., CC-BY 4.0) should be included for each asset.
- For scraped data from a particular source (e.g., website), the copyright and terms of service of that source should be provided.

- If assets are released, the license, copyright information, and terms of use in the package should be provided. For popular datasets, paperswithcode.com/datasets has curated licenses for some datasets. Their licensing guide can help determine the license of a dataset.
- For existing datasets that are re-packaged, both the original license and the license of the derived asset (if it has changed) should be provided.
- If this information is not available online, the authors are encouraged to reach out to the asset's creators.

13. **New assets**

Question: Are new assets introduced in the paper well documented and is the documentation provided alongside the assets?

Answer: [NA]

Justification: The paper does not release new assets.

Guidelines:

- The answer NA means that the paper does not release new assets.
- Researchers should communicate the details of the dataset/code/model as part of their submissions via structured templates. This includes details about training, license, limitations, etc.
- The paper should discuss whether and how consent was obtained from people whose asset is used.
- At submission time, remember to anonymize your assets (if applicable). You can either create an anonymized URL or include an anonymized zip file.

14. **Crowdsourcing and research with human subjects**

Question: For crowdsourcing experiments and research with human subjects, does the paper include the full text of instructions given to participants and screenshots, if applicable, as well as details about compensation (if any)?

Answer: [NA]

Justification: The paper does not involve crowdsourcing nor research with human subjects.

Guidelines:

- The answer NA means that the paper does not involve crowdsourcing nor research with human subjects.
- Including this information in the supplemental material is fine, but if the main contribution of the paper involves human subjects, then as much detail as possible should be included in the main paper.
- According to the NeurIPS Code of Ethics, workers involved in data collection, curation, or other labor should be paid at least the minimum wage in the country of the data collector.

15. **Institutional review board (IRB) approvals or equivalent for research with human subjects**

Question: Does the paper describe potential risks incurred by study participants, whether such risks were disclosed to the subjects, and whether Institutional Review Board (IRB) approvals (or an equivalent approval/review based on the requirements of your country or institution) were obtained?

Answer: [NA]

Justification: The paper does not involve crowdsourcing nor research with human subjects.

Guidelines:

- The answer NA means that the paper does not involve crowdsourcing nor research with human subjects.
- Depending on the country in which research is conducted, IRB approval (or equivalent) may be required for any human subjects research. If you obtained IRB approval, you should clearly state this in the paper.

- We recognize that the procedures for this may vary significantly between institutions and locations, and we expect authors to adhere to the NeurIPS Code of Ethics and the guidelines for their institution.
- For initial submissions, do not include any information that would break anonymity (if applicable), such as the institution conducting the review.

16. **Declaration of LLM usage**

Question: Does the paper describe the usage of LLMs if it is an important, original, or non-standard component of the core methods in this research? Note that if the LLM is used only for writing, editing, or formatting purposes and does not impact the core methodology, scientific rigorousness, or originality of the research, declaration is not required.

Answer: [Yes]

Justification: We clearly described our usage of LLM as a judge, to grade continuations from different models.

Guidelines:

- The answer NA means that the core method development in this research does not involve LLMs as any important, original, or non-standard components.
- Please refer to our LLM policy (<https://neurips.cc/Conferences/2025/LLM>) for what should or should not be described.

A Limitations and Future Work

In this work, we investigated three different types of metadata. Yet it is not a very thorough investigation. Furthermore, the results we present in the paper are all from 1.5B models on 100B Fineweb-Edu dataset. It remains to be seen if our findings are consistent when scaling up the model sizes and token counts or switching to different data corpora.

Our work points out a lot of interesting findings from observations in our experiments. The mechanics behind the improved performance brought by URL conditioning are still unclear. From our experimental results, we know it is not because of the indicated topic/format from the URLs, or it could be that the LMs have a different understanding of topic and format domains. Future work should investigate the changes in activations between context-free and context-conditioned pretrained models to have a better understanding.

B Broader Impacts

As discussed in Section 4.2, context-conditioned models are more easily steered. While this capability can be used to guide responses in a desired style or format, it also has the potential to produce harmful or untruthful content. Therefore, these methods should be applied with social responsibility.

C More Experimental Details

Each of the model training run takes around 800 GPU hours on GH200(120GB).

C.1 Missing figures and tables

C.1.1 Acceleration measured by downstream task performances

In addition to Figure 4, we provide the evaluation with respect to the remaining tasks in Figure 7. The acceleration is consistent across different tasks.

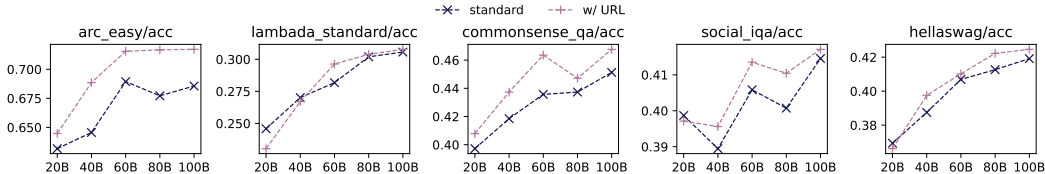


Figure 7: Training acceleration in terms of downstream performances.

C.1.2 Attention pattern to different parts of contexts

We randomly sample 100 documents from FineWeb-Edu and prepend each with its corresponding URL, quality score, and domain information. These prepared documents are then input to the corresponding context-conditioned pretrained checkpoints; i.e., URL-prepended documents are fed to the URL-conditioned model. We use a batch size of 1 and a sequence length of 4096, without any padding. The attention weights shown in Figure 5 are averaged across all attention heads in the layer and over all non-contextual tokens, and are normalized by the total attention assigned to the contextual portion.

We further visualize the evolution of attention patterns across layers using a heatmap, as shown in Figure 8. Starting from layer 3, we observe a pronounced attention sink on semantically uninformative and commonly shared tokens, such as the URL prefix (`https://`). This pattern persists across other metadata-conditioned checkpoints. We therefore hypothesize that the attention in the first two layers contributes meaningfully to training acceleration.

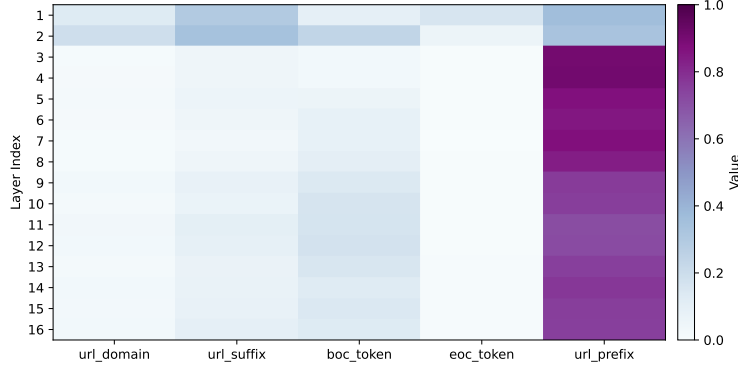


Figure 8: Average attention pattern of URL-conditioned model across layers to different parts of URL context.

Table 8: Example of different continuations given a prompt conditioned on different topics, while the format domain is kept as Knowledge Article. The continuations are generated in a context-guided fashion using our pretrained checkpoints. (Caution of Hallucination!)

<i>Given prompt: Paris is known for</i>	
Crime & Law	its cultural diversity, and LGBTQ+ people, women, and people of color are often underrepresented. The city is home to many LGBTQ+ neighborhoods, which are underrepresented in many other cities and towns. However, these neighborhoods are particularly vulnerable to violence, abuse, and harassment.
Finance & Business	its economic prosperity. In the late 19th and early 20th centuries, Paris was a hotbed of the industrial revolution in Europe, and it continues to be a hub for commerce. The city’s robust economy is largely fueled by its high-tech sector, which includes both the manufacturing and technology industries ...
Entertainment	its rich musical traditions, with a thriving musical scene that has left an indelible mark on the cultural landscape. From the classical era to the modern era, Paris has been a city of musicians and composers who have shaped the music of the world.
Education & Jobs	its prestigious education system. Universities are renowned for their research capabilities, cutting-edge facilities, and excellent faculty. To ensure that universities meet the highest standards of academic excellence, France has implemented various quality assurance mechanisms, including external examinations. These examinations assess the overall quality of a university’s academic programs, faculty, and student body.

C.1.3 More steering results

We further present the steering results on the DI-conditioned model in Table 8 and Table 9. Given the exact same prompt, the continuation can be steered in markedly different directions depending on the contextual guidance. Topic-based guidance is highly visible, while format-based guidance is more subtle. For example, when steering with "News Article", the output tends to include concrete details about the composer and adopts a more objective tone—different from the more casual and subjective tone of "Personal Blog". Similarly, when guided by "Spam/Ads", the output adopts a promotional style, often highlighting a specific fair in an advertising manner.

C.2 Prepended context in inference time

Table 9: Example of different continuations given a prompt conditioned on different formats, while the topic domain is fixed as Entertainment. The continuations are generated in a context-guided fashion using our pretrained checkpoints. (Caution of Hallucination!)

<i>Given prompt: Paris is known for</i>	
News Article	its rich music history, and the city has produced many renowned composers who have left their mark on the world of music. One such composer is Jules Massenet, a French composer who lived from 1842 to 1912. Massenet is considered one of the most important composers of French opera...
Personal Blog	its music scene and it is home to some of the most famous musicians in the world. One of the most famous French musicians is Charles Dutoit, who is widely considered to be one of the best French musicians of all time. He has a unique style that blends traditional French music with a modern approach, and he...
Spam/Ads	its rich musical traditionits many wonderful fairs, particularly the fairs at the Les Demoiselles d’Avignon, but also at the many other fairs throughout the year. In music, the term "chanson" is often used, especially in the 18th century, to refer to a genre of music that was particularly

Table 10: Different contexts for Table 3.

Task	URL context	DI context	QS context
Arc-E/C	www.factmonster.com/	Topic: Science & Tech., Format: Knowledge Article	Quality Score: 5
CSQA	www.factmonster.com/	Topic: Social Life, Format: Knowledge Article	
MMLU	www.reference.com/	Topic: Science & Tech., Format: Knowledge Article	
PIQA	www.howstuffworks.com/	Topic: Social Life, Format: Knowledge Article	
SIQA	www.reddit.com/r/AskSocialScience/	Topic: Social Life, Format: Knowledge Article	
HS	www.wikihow.com/	Topic: Home & Hobbies, Format: Knowledge Article	
LBD	www.wikihow.com/	Topic: Literature, Format: Creative Writing	
WG	www.reddit.com/r/explainlikeimfive/	Topic: Social Life, Format: Personal Blog	

C.3 LLM Judge

We use gpt-4o from OpenAI API to evaluate continuations given a prompt. The prompt used for scoring medical & health domain continuations is presented in the following block. For the history domain, we modify it correspondingly to suit the topic.

You will be given a prompt and a completion that attempts to continue the prompt. Your task is to judge the quality of the completion based on the following criteria:

Coherence: Does the continuation flow logically and grammatically from the prompt?

Correctness: Is the information medically or scientifically accurate?

Reasonableness: Is the claim plausible and not misleading or exaggerated?

Relevance: Does it directly relate to and complete the idea expressed in the prompt?

Rate the continuation on a scale from 1 to 10, where:

1 = incoherent, irrelevant, or medically incorrect

5 = somewhat relevant or plausible, but lacking clarity or precision

10 = fully coherent, factually accurate, and medically relevant

You should ignore the irrelevant answer if the relevant part makes good continuation. You must not hallucinate or invent facts. Use only information in the prompt and completion.

Respond in this format:

Prompt: question

Continuation: answer

Rating: (your rating, as a float between 1 and 10)

Rationale: (Brief explanation of the score)