



Benchmarks	Document		Question		Evi. Loc.		Answer Type	Evaluation Metric			
	Domain	#Pages	#Num	Expert	Page	Quote		Evi Loc.	Evi Sel.	Ans.	
MP-DocVQA [70]	Industrial	8.3	46k	×	✓	×	TXT	×	×	✓	
DUDE [33]	Multiple	5.7	24k	×	✓	✓	TXT	×	×	✓	
SlideVQA [66]	Slides	20.0	14.5k	×	✓	×	TXT	×	×	✓	
PDF-MVQA [15]	Biomedical	9.6	260k	×	✓	✓	TXT	✓	×	✓	
MMLongBench-Doc [41]	Multiple	47.5	1,082	✓	✓	×	TXT	×	×	✓	
DocBench [84]	Multiple	66.0	1,102	✓	×	×	TXT	×	×	✓	
M3DocVQA [10]	Wikipedia	12.2	2,441	✓	✓	×	TXT	✓	×	✓	
M-Longdoc [9]	Multiple	210.8	851	✓	×	×	TXT	✓	×	✓	
MMDocIR [16]	Multiple	65.1	1,658	✓	✓	✓	TXT	✓	×	×	
MuRAR [83]	Webpage	-	300	✓	×	×	TXT/TAB/I/V	×	×	×	✓
M <sup>2</sup> RAG [42]	Webpage	-	200	✓	×	×	TXT/I	×	×	×	✓
MMDocRAG	Multiple	67.0	4,055	✓	✓	✓	TXT/C/TAB/I	✓	✓	✓	✓

Table 1: Comparison between MMDocRAG and existing DocVQA/DocRAG benchmarks. **TXT/C/TAB/I/V** refers to pure text/chart/table/image/video, respectively. “**Evi. Loc.**” refer to locating which pages and quotes contain evidence in the document. “**Evi. Sel.**” aims to select useful evidence given a list of noisy multimodal pages or quotes (*e.g.*, only 2 out of 20 quotes are relevant).

tables, charts, and layout structures. Thus, recent studies [9, 10, 61] have adopted document retrieval-augmented generation (DocRAG), which first retrieves relevant document pages and then generates answers by selecting and composing supporting evidence. However, current DocRAG systems show significant limitations, resulting in perspective narrowing, as highlighted in Table 1: 1. **Unimodal Bias**: Generated answers frequently over-rely on plain text, neglecting valuable visual information such as charts and tables. Prior work [42, 83] has shown that multimodal content greatly enhances user understanding, supporting the notion that “*a single image is worth a thousand words*”. Moreover, presenting multimodal evidence improves answer traceability and credibility by enabling users to directly verify supporting information. 2. **Evaluation Flaws**: Existing benchmarks [9, 16, 41] primarily assess the recall of retrieved quotes or the quality of textual answers. There are no benchmarks for evaluating a model to (i) *select relevant multimodal evidence from noisy retrieved quotes* or (ii) *align and integrate multimodal content with text in a coherent and logical manner*. These gaps hinder the evaluation in complex multimodal RAG scenarios.

In response to these challenges, we propose MMDocRAG, a comprehensive multimodal document question answering benchmark, with an annotation exemplified in Figure 1. MMDocRAG consists of 4,055 expert-annotated question-answer pairs, each accompanied by multimodal evidence chains which may span multiple pages and modalities, including both text and image quotes. Evidence is provided at multiple granularities, ranging from coarse-grained page-level screenshots to fine-grained quotes extracted based on document layout. In addition to these annotations, MMDocRAG introduces two novel evaluation features: (1) **Quote Selection**: We propose a practical evaluation metric that measures a model’s ability to select and integrate relevant multimodal quotes. To increase task difficulty, we include hard text and image negatives<sup>2</sup> mixed with gold (relevant) quotes. (2) **Multimodal Output Paradigm**: Our benchmark supports multimodal answers, allowing document figures, infographics, charts, and tables to be interleaved within textual responses. This paradigm enhances both the interpretability and cognitive effectiveness of generated answers.

Utilizing MMDocRAG, we conduct comprehensive experiments on DocVQA/RAG tasks. Our study includes 60 latest large models, among which 33 VLMs can handle multimodal (interleaved text and image) inputs and 27 LLMs can only process text inputs. For multimodal tasks with LLMs, we either extract text from images using OCR [65] tools (“OCR-text”) or use VLMs [49, 54] to generate detailed image descriptions (“VLM-text”). We fix the number of input quotes to 15 or 20 for multimodal generation. Experimental results highlight the complexities of multimodal DocRAG: the best model, GPT4.1 [52], achieves an  $F_1$  score of only 70.2% for quote selection. For multimodal answer quality, we assess fluency, citation quality, text-image coherence, reasoning, and factual accuracy, with GPT4.1 achieving the highest scores. Overall, proprietary VLMs significantly outperform open-sourced VLMs and LLMs. The advanced proprietary VLMs generally show better performance using multimodal inputs over pure-text inputs, and the performance gap is modest. In contrast, open-source or smaller proprietary VLMs show significant performance boost using pure-text inputs than multimodal inputs. Meanwhile, fine-tuning Qwen2.5-instruct LLMs [59] (3–72B parameters) yields substantial performance improvements. Notably, LLMs leveraging VLM-text significantly

<sup>2</sup>Hard negatives refer to quotes retrieved with high textual or visual similarity but irrelevant to the question.

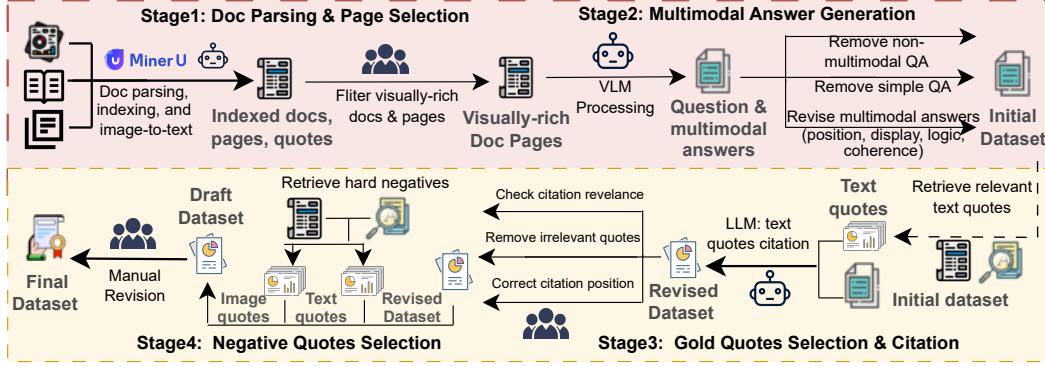


Figure 2: Four-stage Annotation Pipeline for MMDocRAG.

outperform those using OCR-text. Additionally, we evaluate the retrieval performance of 6 text, 4 visual, and 4 hybrid retrievers, further highlighting the challenges of extracting relevant multimodal quotes from long documents. In summary, our contributions are:

- We propose MMDocRAG benchmark for evaluating multimodal generation on DocVQA/RAG tasks. Our dataset include over 4,000 QA pairs, diverse forms of evidence, a mixture of gold and noisy quotes to enable nuanced quote selection, and answers with interleaved multimodal content.
- We conduct extensive evaluations on multimodal RAG, covering (i) retrieval performance on 6 text, 4 visual, 4 hybrid retrievers, (ii) quote selection  $F_1$  and (iii) multimodal answer quality across 37 open-source and 23 proprietary models, and 5 models finetuned using MMDocRAG dev-set.
- Our results indicate that even state-of-the-art LLMs and VLMs struggle with multimodal integration, while targeted fine-tuning can significantly improve model performance on these tasks.

## 2 MMDocRAG Benchmark

As exemplified in Figure 1, MMDocRAG contains annotations: QA pair, page and quote evidence, noisy quotes, and multimodal answer. The construction pipeline and statistics are in Figure 2 and Table 2.

### 2.1 Construction

**Document Parsing and Evidence Selection.** We utilize the document corpus from the MMDocIR dataset [16], which consists of 313 documents spanning over 10 diverse domains. These documents are sufficiently long (averaging 65.1 pages) and provide rich multimodal coverage. We process the documents with MinerU [71], which leverages LayoutLMv3 [27] to detect page layouts and classify them as body text, titles, equations, figures, tables, etc. Each identified layout serves as a content-aware chunk, or “quote”. Text quotes correspond to layouts such as equations or paragraphs, and are stored in text format. For image quotes (e.g., tables or figures), we extract text using OCR [65] (“OCR-text”) and generate detailed descriptions using VLMs [49, 54] (“VLM-text”). Consequently, each image quote is stored in three formats: original image, OCR-text, and VLM-text. After indexing all documents, we carefully select pages with rich multimodal and text information. This process yields 2,373 high-quality pages, forming the basis for subsequent annotation.

**Multimodal Answer Generation: Existing QA Pairs.** We review 1,658 QA pairs from the MMDocIR dataset [16] and select questions suitable for multimodal answer generation. Specifically, we identify 943 questions that can be answered using interleaved text, figures, tables, infographics, or charts as supporting evidence. These questions, along with their textual answers and evidence, are used as input to GPT-4o [49] to generate draft multimodal answers. We further refine the outputs by (i) discarding QA pairs lacking visual content, (ii) removing overly simple questions, and (iii) revising the positioning, formatting, and coherence of the multimodal content. This process results in 821 QA pairs with multimodal answers that effectively interleave text and multimodal information.

**Multimodal Answer Generation: New QA Pairs.** The process for generating multimodal answers for new QA pairs is similar to that of existing QA pairs, with the key distinction that VLMs autonomously generate both the questions and textual answers based on provided evidence. We define eight question types: descriptive, comparative, procedural, interpretative, causal, analytical, inferential, and application-based. To create challenging questions, we use either single or multiple

Statistic	Number
<b>Documents</b>	222
- Domain Types	10
- Avg./Med./Max. pages per doc	67 / 28 / 844
- Avg./Med./Max. words per doc	33k / 10k / 332k
- Avg./Med./Max. images per doc	63 / 31 / 663
- Avg./Med./Max. texts per doc	536 / 194 / 5k
<b>Total Questions</b>	4,055
- Development / Evaluation split	2,055 / 2,000
- Derived questions	820 (20.2%)
- Newly-annotated questions	3,235 (79.8%)
- Cross-page questions	2,107 (52.0%)
- Multi-image questions	1,590 (39.2%)
- Cross-modal questions	2,503 (61.7%)
<b>(Question Type)</b>	
Comparative: 1,456 (35.9%)	Analytical: 488 (12.0%)
Descriptive: 1,256 (31.0%)	Inferential: 75 (1.8%)
Interpretative: 697 (17.2%)	Others: 83 (2.0%)
<b>(Evidence Modality)</b>	
Text - 2,457 (60.1%)	Table - 2,677 (66.0%)
Figure - 1,004 (24.8%)	Chart - 636 (15.9%)
<b>All Selected Quotes (Text/Image)</b>	48,618 / 32,071
- Gold Quotes (Text/Image)	4,640 / 6,349
- Noisy Quotes (Text/Image)	43,978 / 25,722
Avg./Med./Max words: question	21.9 / 20 / 73
Avg./Med./Max words: short ans	23.9 / 22 / 102
Avg./Med./Max words: multimodal ans	221.0 / 203 / 768
Avg./Med./Max number of gold quotes	2.7 / 2 / 12

Table 2: Overall Dataset Statistics.

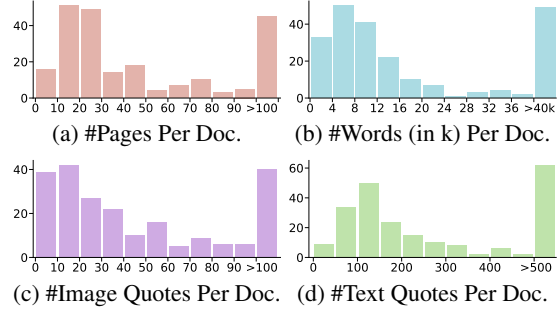


Figure 3: Document Distribution.

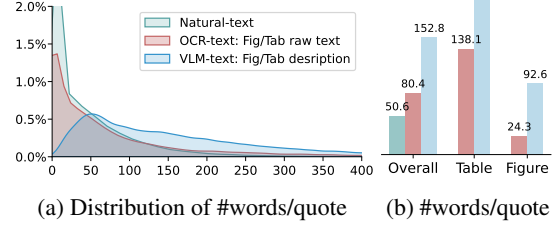


Figure 4: Length Distribution: OCR/VLM-text.

document pages as input during annotation. This results in a new dataset of 1,719 single-page and 1,630 multi-page questions, each paired with corresponding multimodal answers.

**Gold Quotes Citation.** To reduce hallucination and improve answer traceability and credibility, we explicitly cite gold quotes in the generated answers. Image quotes are cited using the format “[*i*](image<sub>*j*</sub>)”, while text quotes are cited as “[*i*]”. Since images are already explicitly referenced in the multimodal answers, we focus on accurately citing text quotes in this step. For each QA pair, we use a dense retriever to identify the top 20 most relevant text quotes. These candidates are provided to an LLM, which selects the most contextually relevant evidence and inserts the citations at appropriate positions. Expert evaluators assess citation quality by verifying that the selected quotes genuinely support the answer, and ensuring the insertion positions coherently reflect the cited evidence. As a result, we revise 2,457 multimodal answers, with a total of 4,641 text quotes cited.

**Negative Quotes Augmentation.** To increase task difficulty, we augment the context with hard negative text and image quotes mixed with gold (relevant) quotes. Hard negatives are irrelevant quotes that exhibit high textual or visual similarity to the question or answer. This augmentation aims to assess the model’s ability to distinguish relevant information from confounding distractors. Specifically, we select hard negatives from the top 20 relevant quotes retrieved, based on either the question or answer. For each question, we generate two versions of the candidate set: (i) 15 quotes (5 images and 10 texts) and (ii) 20 quotes (8 images and 12 texts). Each quote is annotated with its layout and page identifier, allowing precise traceability to its origin within the document corpus.

## 2.2 Dataset Analysis

The main statistics of MMDocRAG are summarized in Table 2. In total, our benchmark contains 4,055 questions, each paired with image-text interleaved answers and augmented with supporting evidence. We split the total of 4,055 questions into 2,055 / 2,000 for model development and evaluation. The questions are based on 222 **lengthy documents** spanning 10 different types, with an average length of 67 pages and approximately 33k words per document. Detailed distributions of the documents are shown in Figure 3. For **question characteristics**, there are 2,107 cross-page questions (requiring evidence from 2+ pages), 1,590 multi-image questions (involving 2+ image quotes), and 2,503 cross-modal questions (requiring multiple evidence modalities). All questions are categorized into one of eight predefined types. Regarding **quotes**, the dataset includes 48,618 text quotes (of which 4,640 are gold) and 32,071 image quotes (with 6,349 gold quotes). On average, each question is associated with 2.7 gold quotes out of 15/20 candidates, resulting in only 18.0/13.5% relevant quotes. Figure 4. Notably, VLM-text is significantly longer and more detailed than OCR-text. For **answer** length, the short answer contains an average of 23.9 tokens, whereas the multimodal answer averages 221.0 tokens. Additional annotation examples can be found in Appendix D.



## 2.3 Quality Assurance

To ensure the quality of MMDocRAG, we employ a rigorous quality assurance process that combines semi-automated validation of draft annotations with manual cross-validation of final annotations.

**Semi-automated Validation of Draft Annotation.** For document page selection, layout detection models automatically identify pages rich in multimodal content, which are then reviewed by expert annotators; 74.3% of these pages are retained. For quote integration and multimodal answer generation, we leverage (i) VLMs to select and insert relevant visual content coherently, and (ii) LLMs to check the accuracy and coherence of integrated text. Answers that fail validation are regenerated, with a maximum of three attempts. The filtered answers and gold quotes undergo further expert validation, resulting in a retention of 90.2% of answers and 93.5% of gold quotes.

**Manual Cross-validation of Final Annotation.** We divide the draft annotations into two parts of approximately 2,300 QA pairs each, with 500 overlapping pairs serving as validation checkpoints. Two annotation groups are assigned to revise separate parts, while both annotate the overlapping set for quality comparison. Each group’s answers are measured against the other’s as ground truth, enabling mutual validation. This cross-evaluation allows us to assess consistency in quote selection and answer quality, and to identify discrepancies for further refinement. For quote selection, Groups A and B achieved  $F_1$  scores of 89.7 and 91.4, respectively. For answer quality, average scores were 4.23 for Group A and 4.17 for Group B (see Section 4.1 for details on the scoring metric).

## 3 Task Definition

Document retrieval-augmented multimodal generation aims to produce multimodal answer given a user question and targeted document corpus. This task consists of two key stages as follows:

**Multimodal Retrieval.** Let  $\mathcal{D}$  denote a document corpus consisting of text quotes  $\mathcal{T} = \{t_1, t_2, \dots, t_m\}$  and image quotes  $\mathcal{I} = \{i_1, i_2, \dots, i_n\}$ , as extracted via layout detection (see Section 2.1). On average, documents in MMDocRAG contain 63 image quotes and 536 text quotes. The objective is to retrieve a subset of quotes that are most relevant to a query  $Q$  from  $\mathcal{T}$  and  $\mathcal{I}$ , by ranking them based on similarity scores,  $\text{Sim}(Q, t)$  and  $\text{Sim}(Q, i)$ . The top- $k$  quotes, where  $k \ll n + m$ , are selected as candidate evidence.

**Multimodal Answer Generation.** Different document parsing, chunking strategies, or retrieval models may yield varying results, complicating fair evaluation of answer generation due to differences in available context. Therefore, we employ a fixed set of candidate quotes as the input context to isolate the evaluation of LLM/VLM quote selection and answer generation capabilities. Specifically, we consider two settings: using 15 or 20 candidate quotes as context, denoted as  $\mathcal{C}_{15}$  and  $\mathcal{C}_{20}$ , respectively.  $\mathcal{C}_{15} = \{t_1, \dots, t_{10}, i_1, \dots, i_5\}$  consists of 10 text quotes from  $\mathcal{T}$  and 5 image quotes from  $\mathcal{I}$ .  $\mathcal{C}_{20} = \{t_1, \dots, t_{12}, i_1, \dots, i_8\}$  consists of 12 text quotes from  $\mathcal{T}$  and 8 image quotes from  $\mathcal{I}$ . Given user question  $Q$  and quotes context  $\mathcal{C}_{15}$  and  $\mathcal{C}_{20}$ , the model needs to generate multimodal answer  $A$ . Irrelevant (noisy) quotes should be excluded from the generated answer.

We highlight that MMDocRAG tasks on selecting and integrating multimodal content (from  $\mathcal{C}_{15}$  and  $\mathcal{C}_{20}$ ) during multimodal answer generation, rather than generating multimodal content from scratch.

## 4 Experiments

### 4.1 Evaluation Metric

**Multimodal Retrieval.** The retriever scores each quote in the document based on its relevance to the question, and returns the top  $k$  candidates with the highest scores. We use  $\text{recall}@k$  to calculate the proportion of the ground truth quote evidence that is successfully retrieved.

**Multimodal Answer Generation.** To comprehensively evaluate multimodal answer generation, we employ a combination of automatic and LLM-as-judge metrics covering quote selection accuracy, surface-level answer similarity, and qualitative answer quality (See more details in Appendix A.).

- **Quotes Selection.** We explicitly compute precision, recall, and  $F_1$  scores for both text and image quotes, which are then averaged to yield an overall quote selection  $F_1$ .
- **Surface-level Similarity.** We employ BLEU [53] and ROUGE-L [36] as lexical similarity metrics.
- **LLM-as-Judge Criteria.** We evaluate predicted answer from five dimensions: fluency, cite quality, text-image coherence, reasoning logic, and factuality, where each is scaled from 0 to 5.

Method	Metric	Tokens		Quote Selection							Multimodal Answer Quality							
		In	Out	Image Quotes			Text Quotes			F1	Bleu	Rou-L	Flu-ency	Cite Qlty.	Txt-Im Coher.	Reas. Logic	Fact-uality	Avg
	Prec	Rec	F1	Prec	Rec	F1	Prec	Rec	F1									
Use using 15 quotes (5 images & 10 texts) as pure-text input sequence for both LLM and VLM																		
Open-source Models	Qwen2.5-3B-Inst	2.7k	422	60.7	28.3	38.6	11.0	14.1	12.4	29.7	0.125	0.272	3.98	2.59	2.88	2.85	2.61	2.98
	- After Fine-tuning	3.6k	286	74.0	63.5	68.4	35.8	1.1	2.2	53.1	0.183	0.339	4.40	2.96	3.36	3.04	2.64	3.28
	Llama3.2-3B-Inst	2.6k	381	51.7	36.1	42.5	21.1	32.3	25.5	29.4	0.095	0.248	3.34	2.02	2.38	2.40	2.33	2.49
	Qwen3-4B (think)	2.7k	1057	74.1	67.9	70.9	37.2	45.5	40.9	59.8	0.139	0.301	4.27	3.16	3.67	3.50	3.47	3.61
	Qwen2.5-7B-Inst	2.7k	304	72.3	51.0	59.8	36.6	28.8	32.3	48.4	0.160	0.311	4.25	2.99	3.31	3.25	3.06	3.37
	- After Fine-tuning	2.7k	297	72.9	67.2	69.9	44.8	3.5	6.5	56.7	0.201	0.352	4.60	3.47	3.78	3.41	3.06	3.67
	Mistral-7B-Inst	3.0k	447	62.5	54.9	58.5	24.9	48.0	32.8	43.5	0.111	0.253	3.52	2.41	2.86	2.69	2.56	2.81
	Llama3.1-8B-Inst	2.6k	423	62.2	60.0	61.1	27.6	42.9	33.6	46.0	0.116	0.257	3.62	2.47	2.87	2.78	2.79	2.91
	Qwen3-8B (think)	2.7k	992	77.9	72.9	75.3	38.7	61.0	47.3	64.0	0.140	0.303	4.15	3.13	3.57	3.40	3.32	3.51
	InternVL3-8B	2.7k	379	68.6	60.7	64.4	33.1	36.0	34.5	52.7	0.152	0.294	3.93	2.75	3.17	3.10	3.00	3.19
	InternVL3-9B	3.0k	404	77.8	46.2	58.0	34.8	32.8	33.8	48.1	0.158	0.300	4.11	2.91	3.33	3.24	3.12	3.34
	Qwen2.5-14B-Inst	2.7k	356	77.6	61.9	68.9	39.1	48.6	43.4	59.6	0.151	0.298	4.28	3.13	3.47	3.33	3.29	3.50
	- After Fine-tuning	2.7k	296	76.8	73.4	75.1	55.9	7.2	12.7	61.5	0.217	0.370	4.70	3.70	4.02	3.69	3.38	3.90
	Qwen3-14B (think)	2.7k	891	77.8	69.9	73.7	39.3	58.4	47.0	62.2	0.143	0.307	4.29	3.25	3.66	3.59	3.47	3.65
	InternVL3-14B	2.7k	390	77.7	47.7	59.1	32.3	58.4	41.6	51.4	0.156	0.300	4.19	3.05	3.47	3.43	3.35	3.50
	Mistral-Small-24B-Inst	2.8k	383	57.1	53.6	55.3	25.5	50.0	33.8	42.7	0.092	0.236	2.34	1.81	2.16	1.91	1.93	2.03
	Qwen3-30B-A3B	2.7k	949	78.6	72.9	75.7	40.1	64.8	49.5	64.8	0.149	0.308	4.24	3.19	3.66	3.54	3.47	3.62
	Qwen2.5-32B-Inst	2.7k	316	76.1	73.8	75.0	44.8	33.8	38.5	63.0	0.162	0.309	4.41	3.34	3.67	3.52	3.44	3.68
	- After Fine-tuning	2.7k	286	78.6	74.2	76.3	62.6	21.7	32.2	65.5	0.224	0.376	4.73	3.71	4.08	3.77	3.46	3.95
	Qwen3-32B (think)	2.7k	884	78.4	59.8	67.8	37.4	67.0	48.0	56.5	0.137	0.301	4.30	3.23	3.63	3.56	3.46	3.63
Mistral-8x7B-Inst	3.0k	286	64.4	38.6	48.3	30.2	26.8	28.4	34.3	0.103	0.250	3.27	2.17	2.50	2.45	2.33	2.54	
InternVL3-38B	2.7k	341	73.3	56.8	64.0	35.6	68.2	46.8	57.3	0.160	0.307	4.30	3.22	3.64	3.53	3.41	3.62	
Llama3.3-70B-Inst	2.7k	434	59.8	89.8	71.8	32.2	70.4	44.2	58.5	0.120	0.263	3.73	2.72	3.10	2.98	3.18	3.14	
Qwen2.5-72B-Inst	2.7k	367	80.7	67.1	73.3	42.1	50.9	46.1	62.9	0.175	0.326	4.50	3.39	3.73	3.65	3.53	3.76	
- After Fine-tuning	2.7k	287	77.6	75.2	76.4	61.5	24.8	35.4	65.8	0.224	0.376	4.74	3.70	4.11	3.79	3.50	3.97	
InternVL3-78B	2.7k	373	72.2	73.7	73.0	34.3	69.1	45.8	59.3	0.158	0.302	4.23	3.10	3.56	3.50	3.42	3.56	
Qwen3-235B-A22B	2.7k	1068	77.3	71.8	74.4	38.2	64.9	48.1	62.9	0.137	0.295	4.33	3.35	3.79	3.69	3.61	3.75	
Deepseek-V3	2.7k	239	76.0	76.9	76.5	41.5	63.8	50.3	64.6	0.173	0.341	4.54	3.33	3.74	3.63	3.54	3.75	
Deepseek-R1	2.6k	953	72.6	80.8	76.5	33.8	70.4	45.7	62.1	0.116	0.271	4.16	3.18	3.57	3.31	3.30	3.50	
- Distill-Qwen-32B	2.8k	737	72.1	48.4	58.0	42.0	35.3	38.4	47.6	0.143	0.310	4.31	2.83	3.21	3.38	3.29	3.40	
- Distill-Llama-70B	2.6k	685	73.1	55.6	63.1	42.7	45.6	44.1	54.2	0.148	0.315	4.37	3.07	3.48	3.51	3.42	3.57	
Llama4-Scout-17Bx16E	2.5k	425	63.8	68.3	66.0	30.9	58.0	40.3	52.8	0.132	0.272	3.80	2.75	3.13	3.09	3.09	3.17	
Llama4-Mave-17Bx128E	2.5k	370	73.4	81.5	77.2	40.2	57.5	47.3	63.0	0.152	0.300	4.04	3.16	3.56	3.48	3.60	3.57	
Proprietary Models	Qwen-Plus	2.7k	306	74.4	66.4	70.1	39.8	56.4	46.6	59.1	0.172	0.322	4.35	3.24	3.56	3.50	3.46	3.62
	Qwen-Max	2.7k	406	76.9	72.0	74.4	41.9	53.7	47.1	61.9	0.168	0.319	4.42	3.46	3.74	3.64	3.59	3.77
	Qwen-QwQ-Plus	2.7k	1369	74.0	72.0	73.0	37.1	64.8	47.2	62.1	0.128	0.286	4.18	3.31	3.66	3.56	3.55	3.65
	Gemini-1.5-Pro	2.8k	288	70.3	73.9	72.1	33.4	62.4	43.5	57.8	0.125	0.261	3.61	2.61	3.14	2.82	2.98	3.03
	Gemini-2.0-Pro	2.8k	307	75.7	79.2	77.4	38.5	64.4	48.2	63.5	0.161	0.302	4.13	3.05	3.56	3.31	3.45	3.50
	Gemini-2.0-Flash	2.8k	282	67.7	72.2	69.9	32.5	68.5	44.1	56.0	0.132	0.274	3.85	2.74	3.22	3.00	3.15	3.19
	Gemini-2.0-Flash-Think	2.8k	270	76.5	73.3	74.9	38.8	62.3	47.8	62.2	0.132	0.270	4.13	3.07	3.63	3.30	3.43	3.51
	Gemini-2.5-Flash	2.7k	370	73.9	83.5	78.4	32.0	80.1	45.7	61.1	0.134	0.270	4.02	3.08	3.65	3.40	3.61	3.55
	Gemini-2.5-Pro	2.7k	380	77.6	89.5	83.1	37.0	79.5	50.5	66.6	0.145	0.283	4.27	3.45	3.91	3.73	3.86	3.84
	Claude-3.5-Sonnet	2.9k	344	71.6	83.3	77.0	35.7	78.5	49.1	61.6	0.122	0.277	4.31	3.12	3.63	3.55	3.54	3.63
	Grok-3-mini-beta	2.5k	313	80.1	83.0	81.5	40.5	74.4	52.4	67.2	0.129	0.263	4.24	3.23	3.74	3.44	3.59	3.65
	Grok-3-beta	2.5k	432	77.6	76.0	76.8	37.2	77.4	50.2	61.2	0.121	0.256	4.56	3.37	3.77	3.72	3.79	3.84
	GPT-4o-turbo	2.5k	348	77.5	72.1	74.7	40.5	54.2	46.3	62.5	0.153	0.308	4.32	3.19	3.52	3.51	3.51	3.61
	GPT-4o-mini	2.6k	392	67.5	78.0	72.4	34.4	52.0	41.4	59.9	0.143	0.292	4.54	3.11	3.66	3.64	3.50	3.69
	GPT-4o	2.6k	386	70.9	80.3	75.3	40.3	61.4	48.7	64.1	0.156	0.307	4.33	3.41	3.67	3.60	3.64	3.73
	GPT-o3-mini	2.6k	618	74.3	69.0	71.5	36.0	52.2	42.7	59.3	0.151	0.306	4.33	2.77	3.21	2.97	3.14	3.11
	GPT-4.1-nano	2.5k	323	69.5	46.1	55.5	30.8	48.0	37.5	45.1	0.131	0.287	4.24	2.99	3.42	3.39	3.26	3.46
	GPT-4.1-mini	2.5k	400	73.5	83.3	78.1	34.7	71.1	46.6	63.7	0.139	0.284	4.48	3.45	3.98	3.82	3.78	3.90
	GPT-4.1	2.5k	315	82.1	83.0	82.6	44.7	59.5	51.1	70.6	0.149	0.295	4.55	3.69	4.14	3.99	3.93	4.06
Use using 15 quotes (5 images & 10 texts) as multimodal input sequence for VLM																		
Open-source Models	Janus-Pro-7B	-	131	25.0	0.1	0.1	10.3	0.9	1.7	0.2	0.010	0.107	0.10	0.30	0.10	0.70	0.50	0.34
	Qwen2.5-VL-7B-Inst	5.0k	135	65.8	22.0	33.0	36.5	14.6	20.9	23.0	0.080	0.281	4.04	1.99	2.15	2.52	2.43	2.62
	MiniCPM-o-2.6-8B	-	910	24.4	14.1	17.9	16.8	24.1	19.8	12.7	0.063	0.187	2.31	1.69	1.90	2.11	1.75	1.95
	InternVL2.5-8B	11.2k	232	51.5	46.0	48.6	26.6	11.7	16.3	39.7	0.102	0.279	3.56	1.96	2.37	2.37	2.17	2.48
	InternVL3-8B	11.2k	422	69.2	36.8	48.0	30.1	51.9	38.1	41.4	0.122	0.262	3.79	2.66	3.00	2.95	2.82	3.04
	InternVL3-9B	11.2k	304	78.0	57.3	66.0	32.3	24.7	28.0	53.1	0.153	0.306	4.04	2.85	3.25	3.04	2.78	3.19
	InternVL3-14B	11.2k	381	75.4	53.2	62.3	30.3	69.2	42.1	52.5	0.148	0.290	4.01	2.93	3.35	3.23	3.15	3.33
	InternVL2.5-26B	11.2k	218	67.9	34.3	45.6	28.3	7.9	12.4	32.4	0.105	0.295	3.70	1.90	2.23	2.52	2.28	2.53
	Qwen2.5-VL-32B-Inst	4.9k	774	61.3	38.6	47.4	28.6	76.4	41.7	39.8	0.087	0.226	4.23	3.34	3.71	3.76	3.75	3.76
	InternVL2.5-38B	11.2k	412	45.3	65.0	53.4	11.6	21.0	15.0	44.4	0.112	0.267	3.20	1.81	2.04	2.52	2.60	2.44
	Qwen2.5-VL-38B	11.2k	356	72.0	55.0	62.4	37.4	68.6	48.4	56.5	0.159	0.305	4.13	3.07	3.49	3.39	3.33	3.48
	Qwen2.5-VL-72B-Inst	5.0k	325	71.9	77.9	74.7	37.7	56.9	45.4	60.0	0.151	0.298	4.16	3.09	3.45	3.36	3.37	3.49
InternVL2.5-78B	11.2k	255	73.7	42.7	54.1	41.4	38.7	40.0	44.2	0.138	0.318	4.21	2.89	3.07	3.13	3.09	3.28	
InternVL3-78B	11.2k	312	75.2	73.4	74.3	38.5	59.8	46.8	62.5	0.167	0.314	4.11	3.08	3.52	3.36	3.25	3.46	
Llama4-Scout-17Bx16E	7.8k	387	67.2	60.2	63.5	30.9	42.3	35.7	48.5	0.131	0.287	3.95	2.67	3.11	3.14	3.11	3.20	

Method	Metric	Tokens		Quote Selection							Multimodal Answer Quality									
		In	Out	Image Quotes			Text Quotes			F <sub>1</sub>	Bleu	Rou-L	Flu-ency	Cite Qty.	Txt-Im Coher.	Reas. Logic	Fact-uality	Avg		
				Prec	Rec	F <sub>1</sub>	Prec	Rec	F <sub>1</sub>											
Use using 20 quotes (8 images & 12 texts) as <b>pure-text</b> input sequence for both LLM and VLM																				
Open-source Models	Qwen2.5-3B-Inst	3.6k	415	50.4	23.6	32.2	17.8	10.7	13.4	25.0	0.123	0.271	4.02	2.52	2.73	2.87	2.59	2.94		
	- After Fine-tuning	3.6k	286	68.1	57.8	62.5	44.6	1.4	2.8	49.6	0.182	0.338	4.45	3.08	3.40	3.03	2.60	3.31		
	Llama3.2-3B-Inst	3.4k	418	37.9	25.7	30.6	18.5	30.4	23.0	23.0	0.089	0.243	3.35	1.87	2.17	2.30	2.17	2.37		
	Qwen3-4B (think)	3.6k	1072	68.5	64.4	66.4	36.1	46.7	40.7	58.2	0.139	0.301	4.25	3.13	3.57	3.55	3.40	3.58		
	Mistral-7B-Inst	4.0k	451	53.4	45.2	49.0	23.1	44.2	30.4	38.6	0.109	0.251	3.53	2.38	2.82	2.67	2.50	2.78		
	Qwen2.5-7B-Inst	3.6k	302	66.5	45.5	54.0	36.2	28.2	31.7	45.8	0.159	0.313	4.27	2.93	3.21	3.22	3.07	3.34		
	- After Fine-tuning	3.6k	223	71.2	66.8	69.0	38.5	2.6	4.9	56.0	0.199	0.353	4.59	3.38	3.70	3.36	2.98	3.60		
	Llama3.1-8B-Inst	3.4k	435	54.1	51.8	52.9	24.1	38.1	29.5	41.0	0.112	0.254	3.61	2.40	2.82	2.75	2.70	2.86		
	Qwen3-8B (think)	3.6k	1018	71.3	67.5	69.4	34.4	60.1	43.8	59.7	0.138	0.302	4.15	3.13	3.57	3.40	3.32	3.51		
	InternVL3-8B	3.6k	385	60.4	54.7	57.4	30.7	34.9	32.7	48.1	0.147	0.290	3.90	2.68	3.11	3.07	2.93	3.14		
	InternVL3-9B	4.0k	395	72.7	43.3	54.3	30.5	29.2	29.8	45.4	0.157	0.300	4.09	2.87	3.28	3.23	3.03	3.30		
	Qwen2.5-14B-Inst	3.6k	362	71.5	56.0	62.8	34.8	43.9	38.8	54.7	0.148	0.295	4.26	3.15	3.48	3.33	3.24	3.49		
	- After Fine-tuning	3.6k	282	74.1	70.6	72.3	53.0	6.4	11.5	59.4	0.212	0.366	4.69	3.62	3.93	3.64	3.34	3.84		
	Qwen3-14B (think)	3.6k	920	73.0	64.9	68.7	36.4	57.3	44.5	59.9	0.142	0.305	4.29	3.25	3.66	3.59	3.47	3.65		
	InternVL3-14B	3.6k	385	73.3	45.6	56.2	30.5	56.4	39.6	49.9	0.157	0.301	4.22	3.04	3.44	3.42	3.29	3.48		
	Mistral-Small-24B-Inst	3.7k	391	49.3	46.7	48.0	22.7	46.0	30.4	39.0	0.091	0.236	2.34	1.77	2.12	1.88	1.90	2.00		
	Qwen3-30B-A3B	3.6k	969	72.5	68.2	70.3	36.7	61.1	45.9	61.4	0.147	0.305	4.22	3.23	3.68	3.49	3.40	3.60		
	Qwen2.5-32B-Inst	3.6k	320	69.4	66.8	68.1	40.7	33.0	36.5	58.9	0.159	0.307	4.39	3.27	3.59	3.48	3.41	3.63		
	- After Fine-tuning	3.6k	282	<b>77.5</b>	74.2	<b>75.8</b>	<b>62.1</b>	22.9	33.4	<b>65.1</b>	<b>0.224</b>	<b>0.377</b>	<b>4.73</b>	<b>3.71</b>	<b>4.06</b>	<b>3.73</b>	<b>3.41</b>	<b>3.93</b>		
	Qwen3-32B (think)	3.6k	917	72.8	57.2	64.0	34.5	64.3	44.9	54.5	0.137	0.300	4.28	3.22	3.60	3.53	3.44	3.61		
	InternVL-38B	3.6k	338	68.4	52.6	59.5	33.5	64.8	44.1	55.0	0.160	0.307	4.30	3.24	3.61	3.52	3.36	3.61		
	Mistral-8x7B-Inst	4.0k	259	57.2	32.6	41.5	28.5	24.2	26.1	30.7	0.098	0.248	3.22	2.09	2.38	2.37	2.23	2.46		
	Llama3.3-70B-Inst	3.4k	430	54.3	<b>82.5</b>	65.5	30.6	64.3	41.5	55.6	0.120	0.264	3.93	2.72	3.17	3.11	3.26	3.24		
	Qwen2.5-72B-Inst	3.6k	380	76.5	62.1	68.5	38.8	49.2	43.4	59.1	0.173	0.324	4.48	3.41	3.71	3.64	<b>3.53</b>	3.75		
	- After Fine-tuning	3.6k	286	76.6	74.8	75.7	56.9	23.4	33.1	64.9	<b>0.224</b>	<b>0.377</b>	<b>4.76</b>	<b>3.74</b>	<b>4.11</b>	<b>3.78</b>	<b>3.48</b>	<b>3.97</b>		
	InternVL-78B	3.6k	375	66.0	69.0	67.4	32.1	65.3	43.1	56.4	0.157	0.302	4.26	3.13	3.55	3.46	3.39	3.56		
	Qwen3-235B-A22B	3.6k	1052	71.2	67.4	69.2	35.3	62.8	45.2	59.5	0.138	0.296	4.34	3.38	3.77	3.72	3.63	3.77		
	Deepseek-V3	3.4k	234	70.8	73.4	72.1	37.3	<b>59.8</b>	<b>45.9</b>	61.1	0.171	0.338	4.57	3.31	3.74	3.62	3.47	3.74		
	Deepseek-R1	3.4k	930	66.5	77.0	71.4	31.5	<b>68.6</b>	43.2	59.4	0.113	0.268	4.13	3.17	3.56	3.30	3.25	3.48		
- Distill-Qwen-32B	3.6k	731	65.5	47.4	55.0	38.4	30.1	33.8	44.8	0.137	0.305	4.29	2.75	3.15	3.31	3.20	3.34			
- Distill-Llama-70B	3.3k	680	69.0	52.7	59.8	38.4	42.6	40.4	51.0	0.144	0.311	4.36	2.99	3.39	3.42	3.33	3.50			
Llama4-Scout-17Bx16E	3.3k	418	60.4	59.4	59.9	27.6	55.3	36.8	48.2	0.132	0.271	3.77	2.69	3.09	3.03	3.03	3.12			
Llama4-Mave-17Bx128E	3.3k	366	69.2	75.0	72.0	36.6	50.7	42.5	58.3	0.153	0.301	4.09	3.17	3.58	3.52	3.60	3.59			
Proprietary Models	Qwen-Plus	3.6k	316	70.2	62.5	66.1	36.2	53.1	43.1	55.4	<b>0.169</b>	<b>0.318</b>	4.35	3.28	3.57	3.51	3.44	3.63		
	Qwen-Max	3.6k	426	71.7	66.9	69.3	39.7	51.5	44.8	58.9	0.165	0.315	4.42	3.47	3.71	3.64	3.59	3.77		
	Qwen-QwQ-Plus	3.6k	1266	67.4	66.1	66.7	35.7	62.6	45.5	59.6	0.126	0.284	4.17	3.29	3.63	3.54	3.51	3.63		
	Gemini-1.5-Pro	3.6k	290	66.8	72.9	69.7	32.1	60.3	41.9	56.2	0.126	0.262	3.59	2.62	3.13	2.82	3.01	3.03		
	Gemini-2.0-Pro	3.6k	307	71.7	81.4	76.3	36.7	61.3	45.9	62.8	0.164	0.308	4.13	3.08	3.56	3.34	3.46	3.51		
	Gemini-2.0-Flash	3.6k	283	66.0	71.3	68.5	30.6	65.1	41.6	54.4	0.134	0.277	3.84	2.75	3.21	3.00	3.13	3.19		
	Gemini-2.0-Flash-Think	3.6k	275	72.0	73.6	72.8	37.4	60.5	46.2	61.0	0.133	0.272	4.14	3.04	3.54	3.27	3.35	3.47		
	Gemini-2.5-Flash	3.6k	385	67.4	81.7	73.8	29.9	<b>79.9</b>	43.5	59.5	0.131	0.268	4.02	3.09	3.68	3.39	3.57	3.55		
	Gemini-2.5-Pro	3.6k	387	71.3	<b>87.5</b>	78.6	35.7	78.5	49.1	65.1	0.142	0.281	4.25	3.35	3.94	3.64	3.77	3.79		
	Claude-3.5-Sonnet	3.8k	348	65.2	77.5	70.8	33.7	76.6	46.8	57.4	0.122	0.276	4.30	3.11	3.60	3.50	3.50	3.60		
	Grok-3-mini-beta	3.3k	315	75.2	77.8	76.5	38.4	71.5	<b>49.9</b>	64.6	0.127	0.261	4.21	3.24	3.73	3.40	3.57	3.63		
	Grok-3-beta	3.3k	434	72.8	69.0	70.9	34.7	73.7	47.2	57.9	0.119	0.255	4.55	3.38	3.77	3.70	3.76	3.83		
	GPT-4-turbo	3.4k	353	69.9	63.6	66.6	36.8	51.4	42.9	57.7	0.148	0.304	4.28	3.15	3.44	3.46	3.47	3.56		
	GPT-4o-mini	3.4k	394	61.9	71.3	66.3	31.9	49.7	38.9	56.6	0.145	0.291	4.56	3.15	3.66	3.65	3.49	3.70		
	GPT-4o	3.4k	353	66.9	67.1	67.0	37.0	57.2	44.9	57.2	0.160	0.313	4.29	3.37	3.65	3.56	3.59	3.69		
	GPT-o3-mini	3.4k	623	71.2	66.0	68.5	33.9	49.1	40.1	57.0	0.146	0.304	3.46	2.73	3.23	2.93	3.13	3.10		
	GPT-4.1-nano	3.3k	320	62.1	40.0	48.7	27.2	46.6	34.4	40.8	0.129	0.285	4.22	2.93	3.33	3.35	3.13	3.39		
	GPT-4.1-mini	3.4k	411	66.8	80.6	73.0	30.6	68.8	42.3	61.0	0.137	0.283	4.46	3.45	3.98	3.81	3.78	3.90		
	GPT-4.1	3.4k	324	<b>77.8</b>	80.9	<b>79.3</b>	<b>42.2</b>	59.4	49.4	<b>68.3</b>	0.148	0.294	<b>4.56</b>	<b>3.74</b>	<b>4.15</b>	<b>3.98</b>	<b>3.92</b>	<b>4.07</b>		
	Use using 20 quotes (8 images & 12 texts) as <b>multimodal</b> input sequence for VLM																			
	Open-source Models	Janus-Pro-7B	-	154	0.0	0.0	0.0	0.0	0.0	0.0	0.0	0.000	0.110	0.00	0.10	0.00	0.00	0.00	0.02	
		Qwen2.5-VL-7B-Inst	7.1k	128	58.0	14.5	23.2	31.3	11.0	16.3	16.6	0.069	0.273	4.05	1.75	1.89	2.36	2.29	2.47	
		- MiniCPM-o-2.6-8B	-	1346	13.0	11.5	12.2	13.9	19.4	16.2	9.3	0.062	0.184	2.13	1.74	1.33	2.27	1.29	1.75	
		InternVL2.5-8B	17.1k	182	38.1	38.9	38.5	16.8	2.3	4.1	33.0	0.085	0.269	3.41	1.74	2.17	2.18	1.95	2.29	
		InternVL3-8B	17.1k	419	61.8	30.3	40.7	27.3	46.5	34.4	37.0	0.119	0.260	3.75	2.58	2.92	2.91	2.72	2.98	
		InternVL3-9B	17.2k	287	72.4	52.4	60.8	33.9	25.9	29.3	50.9	0.146	0.303	3.97	2.75	3.17	2.99	2.69	3.12	
		InternVL3-14B	17.1k	369	66.5	51.7	58.1	27.4	56.9	37.0	49.9	0.149	0.292	4.01	2.89	3.32	3.20	3.03	3.29	
		InternVL2.5-26B	17.1k	198	56.8	26.6	36.3	21.9	5.4	8.6	25.8	0.094	0.291	3.76	1.65	2.01	2.41	1.18	2.40	
		Qwen2.5-VL-32B-Inst	7.0k	755	57.4	32.2	41.2	26.8	<b>73.2</b>	39.3	36.2	0.086	0.227	4.20	<b>3.32</b>	<b>3.70</b>	<b>3.69</b>	<b>3.71</b>	<b>3.73</b>	
InternVL2.5-38B		17.1k	470	25.2	40.1	31.0	24.5	11.5	15.7	31.3	0.098	0.257	3.16	1.46	1.82	2.49	2.60	2.30		
InternVL3-38B	17.1k	359	67.7	51.0	58.2	33.1	64.7	<b>43.8</b>	53.9	0.155	0.301	4.08	3.07	3.47	3.36	3.27	3.45			
Qwen2.5-VL-72B-Inst	7.1k	320	68.9	72.1	70.5	36.0	52.9	42.8	57.5	0.151	0.298	4.15	3.08	3.43	3.35	3.33	3.47			
InternVL2.5-78B	17.1k	229	66.7	30.7	42.0	39.6	31.3	34.9	34.2	0.122	0.313	4.23	2.65	2.79	2.98	2.89	3.11			
InternVL3-78B	17.1k	292	<b>69.6</b>	68.6	69.1	35.1	54.5	42.7	<b>59.8</b>	<b>0.165</b>	<b>0.312</b>	4.08	3.05	3.47	3.31	3.19	3.42			
Llama4-Scout-17Bx16E	11.6k	339																		

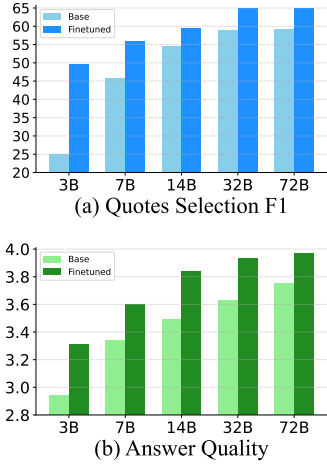


Figure 5: Performance difference: base/finetuned models.

Method	In-token Usage			Overall Quote F <sub>1</sub>			Answer Avg.			
Multimodal:MM	Pure-Text:PT		$\Delta\%$	MM	PT	$\Delta\%$	MM	PT	$\Delta\%$	
Use the <b>same VLM</b> to process both multimodal and pure-text inputs.										
Gemini-1.5-Pro	3.8k	3.6k	-5.3	59.3	56.2	-5.2	2.77	3.03	+9.4	
Gemini-2.0-Pro	3.8k	3.6k	-5.3	62.0	62.8	+1.3	3.31	3.51	+6.0	
Gemini-2.0-Flash	3.8k	3.6k	-5.3	60.0	54.4	-9.3	3.11	3.19	+2.6	
Gemini-2.0-Flash-Think	3.8k	3.6k	-5.3	66.2	61.0	-7.9	3.61	3.47	-3.9	
Gemini-2.5-Pro	3.7k	3.6k	-2.7	65.4	65.1	-0.5	3.88	3.79	-2.3	
Gemini-2.5-Flash	3.7k	3.6k	-2.7	62.4	59.5	-4.6	3.76	3.55	-5.6	
Claude-3.5-Sonnet	7.8k	3.8k	-51.3	62.5	57.4	-8.2	3.65	3.60	-1.4	
GPT-4o-mini	8.5k	3.4k	-60.0	56.3	56.6	+0.5	3.60	3.70	+2.8	
GPT-4o	6.4k	3.4k	-46.9	62.6	57.2	-8.6	3.74	3.69	-1.3	
GPT-4.1-nano	14.2k	3.4k	-76.1	29.0	40.8	+40.7	3.12	3.39	+8.7	
GPT-4.1-mini	9.8k	3.4k	-65.3	61.2	61.0	-0.3	3.92	3.90	-0.5	
GPT-4.1	6.6k	3.4k	-48.5	70.2	68.3	-2.7	4.14	4.07	-1.7	
InternVL3-8B	17.1k	3.6k	-78.9	37.0	48.1	+30.0	3.14	3.19	+1.6	
InternVL3-9B	17.2k	4.0k	-76.7	50.9	45.4	-10.8	3.12	3.39	+5.8	
InternVL3-14B	17.1k	3.6k	-78.9	49.9	49.9	+0.0	3.29	3.48	+5.8	
InternVL3-38B	17.1k	3.6k	-78.9	53.9	55.0	+2.0	3.45	3.61	+4.6	
InternVL3-78B	17.1k	3.6k	-78.9	59.8	56.4	-5.7	3.42	3.56	+4.1	
Llama4-Scout-17Bx16E	11.6k	3.3k	-71.6	38.9	48.2	+23.9	3.13	3.12	-0.3	
Llama4-Mave-17Bx128E	11.6k	3.3k	-71.6	58.6	58.3	-0.5	3.67	3.59	-2.2	
Use <b>separate VLM/LLM</b> to process multimodal and pure-text inputs, respectively.										
Qw-VL-Plus	Qw-Plus	7.1k	3.6k	-49.3	25.2	55.4	+119.8	2.36	3.63	+53.8
Qw-VL-Max	Qw-Max	7.1k	3.6k	-49.3	46.8	58.9	+25.9	3.35	3.77	+12.5
QwQ-Max	QwQ-Plus	6.8k	3.6k	-47.1	12.3	59.6	+384.6	3.36	3.63	+8.0
Qw2.5-VL-7B	Qw2.5-7B	7.1k	3.6k	-49.3	16.6	45.8	+175.9	2.47	3.34	+35.2
Qw2.5-VL-32B	Qw2.5-32B	7.0k	3.6k	-48.6	36.2	58.9	+62.7	3.73	3.63	-2.7
Qw2.5-VL-72B	Qw2.5-72B	7.1k	3.6k	-49.3	57.5	59.1	+2.8	3.47	3.75	+8.1

Table 5: Using **20 quotes** for multimodal generation.  $\Delta\%$  is calculated by values (PT-MM)/MM in percentage.

## 4.2 Baseline Models

**Quotes Retrieval.** We first evaluate **6 text and 4 visual retrievers**. For **hybrid retrieval**, quotes are combined as follows: top 10 (3 images and 7 texts from visual and text retriever, respectively), top 15 (5 images, 10 texts), and top 20 (8 images, 12 texts). See Appendix C.3 for more details.

**Multimodal Answer Generation.** We evaluate **60 latest models** by using quotes as: (i) multimodal inputs for VLM, and (ii) pure-text inputs for VLM and LLM (see Appendix C.1 for implementation details). Then, we evaluate **5 finetuned models** (Qwen2.5 LLMs [59] with 3-72B parameters) using MMDocRAG dev-set. See Appendix C.2 for finetuning details).

## 4.3 Main Results

We present the results of 60 state-of-art LLM and VLM models in Table 4 and Table 3, which use 15 and 20 quotes as context for multimodal generation respectively. The performance distribution of these models is illustrated in Figure 6. Our key findings are summarized below:

- **Quotes Selection with 20 quotes.** GPT-4.1 achieves the highest F<sub>1</sub> score of 70.2, while other leading proprietary models range from 60 to 66. In contrast, smaller proprietary and open-source models generally achieve F<sub>1</sub> scores between 20 to 60, indicating substantial room for improvement.
- **Answer Quality with 20 quotes.** GPT-4.1 again leads with a best score of 4.14, followed by other proprietary models scoring between 3.6 to 4.0. Most smaller proprietary and open-source models score between 3.0 and 3.6, primarily due to citation, reasoning, and factuality errors.
- **Multimodal vs Pure-text Quotes.** Proprietary VLMs using multimodal inputs generally achieve better or comparable performance compared to pure-text inputs, albeit with significant computational overhead and increased latency. Smaller VLMs struggle with both quote selection and answer generation in the multimodal setting. Additional discussion is provided in Section 4.4.
- **Thinking models do not show advanced performance**, although costing 3 times more output tokens. This indicates the step-by-step reasoning on multimodal quotes selection and integration does not help much on final answer generation. See Appendix B.2 for more results.
- **Fine-tuning** can significantly increase the performance in selecting and generating multimodal information, as clearly displayed in Figure 5. Refer to more qualitatively analysis in Appendix F.3.

## 4.4 Multimodal vs Pure-text Quotes: Comparison and Analysis

As shown in Table 5 and Table 8, we compare model performance when quotes are provided as either pure-text or multimodal inputs. Multimodal quotes significantly increase token usage, as images are typically encoded with more tokens. Interestingly, Gemini models maintain similar token usage across

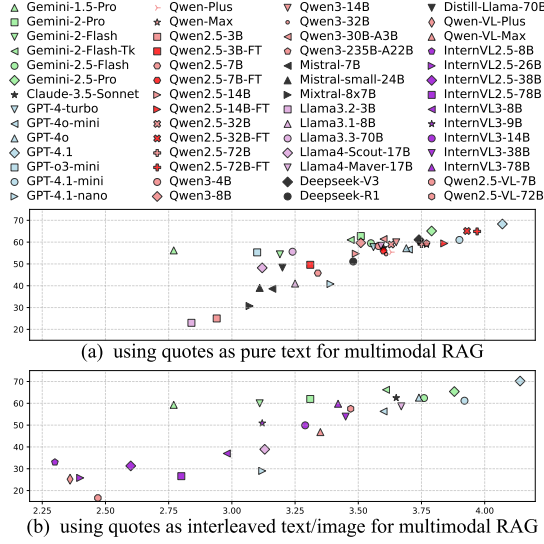


Figure 6: Scatter plots of models’ answer quality and quote selection scores using 20 quotes as context.

both modes, indicating efficient image encoding. Gemini, Claude, and GPT models demonstrate superior quote selection performance in the multimodal setting and comparable answer quality across both input types. In contrast, Qwen models perform significantly better in both quote selection and answer generation when using pure-text inputs. Smaller VLMs, compared to their LLM counterparts, struggle to effectively process long multimodal input sequences. For instance, the Qwen-7B and 32B LLMs achieve 175.9% and 62.7% higher  $F_1$  scores for quote selection, respectively, compared to their equivalent VLMs. Further qualitative analysis is provided in Appendix F.2.

#### 4.5 Multimodal Quotes as text: VLM-text vs OCR-text

We compare model performance using OCR-extracted text versus VLM-generated text, as shown in Table 6 (complete results in Table 11). Models utilizing VLM-text significantly outperform those using OCR-text in both image quote selection and multimodal answer generation. This suggests that VLM-text preserves richer multimodal information compared to raw text extracted by OCR tools. As shown in Figure 4, the length of VLM-text is 0.5 times longer for tables and 2.8 times longer for figures, compared with OCR-text. While tables often contain structured text that are adequately captured by OCR, figures present more graphical and visual cues, causing OCR tools to struggle. Although VLM-text captures better multimodal information, it incurs additional overhead and latency.

#### 4.6 Quotes Selection Analysis

In MMDocRAG, gold and noisy quotes are randomly mixed, resulting in an even distribution of gold quotes across all positions. Previous work [39] shows that large models tend to favor information at the start and end positions, often neglecting content in the middle. We therefore analyze quote selection accuracy by breaking it down into 20 positions, with indices 1–12 for text quotes and 13–20 for image quotes. As shown in Figure 7, gold quotes (especially image-based) placed in the first position have the highest likelihood of selection. Selection accuracy declines as the quote appears later in the sequence, with the last text and image quotes having the lowest selection rates.

#### 4.7 Quotes Retrieval Results

Our primary focus is multimodal generation, with fixed quotes used in previous experiments. In this section, we assess whether current state-of-the-art retrievers can accurately retrieve the correct gold quotes from long documents. As shown in Table 7, visual retrievers outperform text retrievers in image retrieval, while lagging behind text retrievers in text retrieval. The hybrid retrieval can leverage the strength of both text and visual retrievers. It is worth noting that the retrieval in long document remains a challenge work.

Method	Metric			Image Quote F <sub>1</sub>			Answer Avg. Δ		
	VLM	OCR	Δ	VLM	OCR	Δ			
15 Quotes	Qwen2.5-7B-Inst	59.8	49.6	-10.2	3.37	3.15	-0.22		
	Llama3.1-8B-Inst	61.1	52.4	-8.7	3.33	3.19	-0.14		
	Llama3.3-70B-Inst	71.8	64.1	-7.7	3.14	3.08	-0.06		
	Qwen2.5-72B-Inst	73.3	65.7	-7.6	3.76	3.55	-0.21		
	Qwen-Max	74.4	65.7	-8.7	3.77	3.63	-0.14		
	Deepseek-V3	76.5	70.2	-6.3	3.75	3.68	-0.07		
	Gemini-2.0-Pro	77.4	74.9	-2.5	3.50	3.41	-0.09		
	Gemini-2.0-Fl-Tk	74.9	73.0	-1.9	3.51	3.46	-0.05		
	GPT-4o	71.6	69.4	-5.9	3.73	3.65	-0.08		
Avg. results			71.7	65.0	-6.7	3.54	3.42	-0.12	
20 Quotes	Qwen2.5-7B-Inst	53.5	43.5	-10.0	3.34	3.15	-0.19		
	Llama3.1-8B-Inst	52.2	45.8	-6.4	3.25	3.16	-0.09		
	Llama3.3-70B-Inst	65.1	60.6	-4.5	3.24	3.13	-0.11		
	Qwen2.5-72B-Inst	68.0	59.7	-8.3	3.75	3.50	-0.25		
	Qwen-Max	69.3	59.9	-9.4	3.77	3.62	-0.15		
	Deepseek-V3	71.8	65.8	-6.0	3.74	3.59	-0.15		
	Gemini-2.0-Pro	77.0	70.9	-6.1	3.51	3.32	-0.18		
	Gemini-2.0-Fl-Tk	73.5	68.3	-5.2	3.47	3.41	-0.06		
	GPT-4o	66.4	63.8	-2.6	3.69	3.59	-0.10		
Avg. results			66.3	59.8	-6.5	3.53	3.39	-0.14	

Table 6: Quotes as Text: performance difference using VLM-text and OCR-text.



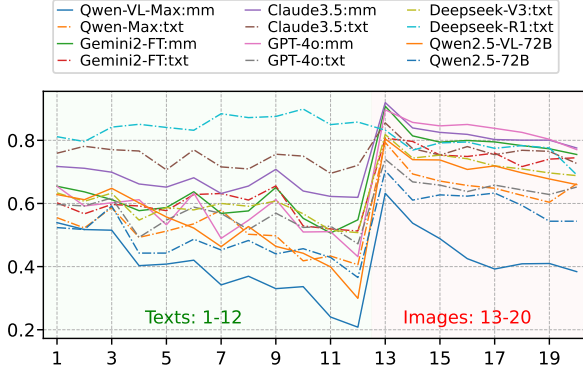


Figure 7: Quotes selection accuracy at all positions.

Method	Recall@10		Recall@15		Recall@20	
	Txt	Img	Txt	Img	Txt	Img
Text	DPR	25.5	53.5	31.4	59.9	35.9
	ColBERT	37.4	64.1	42.8	69.1	46.0
	BGE	38.8	64.9	43.6	70.2	47.0
	E5	41.7	63.5	46.4	69.1	49.5
	Contriever	37.7	64.1	42.8	69.8	46.8
Visual	GTE	38.2	63.0	43.3	69.1	47.3
	DSE <sub>wiki-ss</sub>	24.7	67.1	29.6	75.3	33.4
	DSE <sub>docmatix</sub>	25.6	65.7	30.1	75.0	33.7
	ColPali	27.3	68.2	32.6	77.5	35.2
	ColQwen	28.5	70.8	33.7	79.2	36.0
Hybrid	ColP+ColB	38.2	67.3	42.6	79.2	46.8
	ColP+BGE	39.2	67.3	43.5	79.2	47.7
	ColQ+ColB	38.2	68.5	42.6	81.0	46.8
	ColQ+BGE	39.2	68.5	43.5	81.0	47.7

Table 7: Retrieval Results.

## 5 Related Work

**Interleaved Text-Image Generation** aims to produce coherent content mixing multiple images and text segments. This task is inherently challenging due to fundamental differences between modalities. Recent works [18, 67, 69] address this by combining diffusion models with LLMs for interleaved generation. With the advancement of multimodal LLMs, newer approaches treat images as part of the next-token prediction within autoregressive frameworks. Methods such as [8, 18, 68, 78] demonstrate end-to-end interleaved text-image generation via autoregressive training. However, these models mainly generate images from scratch, making them prone to hallucinations and noise, as reflected in recent interleaved benchmarks [38, 75, 80].

**Multimodal RAG and Benchmarks.** Retrieval-Augmented Generation (RAG) retrieves relevant quotations as context for answer generation [34]. Multimodal RAG (MRAG) extends RAG by retrieving and leveraging multimodal knowledge (*e.g.*, image-text pairs) for VQA [5, 37]. MuRAR [83] tackles source attribution by retrieving multimodal elements from webpage. M<sup>2</sup>RAG [42] builds upon MuRAR by proposing a multi-stage image insertion framework that uses model multiple times during answer generation. Although MuRAR and M<sup>2</sup>RAG enable multimodal answer generation, their benchmarks are limited to webpage domain and lack annotations of supporting evidence.

**DocVQA and DocRAG Benchmarks.** Early DocVQA benchmarks focus on single-page VQA, such as DocVQA [43], InfoVQA [44], and TAT-DQA [81]. To mitigate the limitation of single-page input, DUDE [33], MP-DocVQA [70], SildeVQA [66] extend context lengths to averages 5.7, 8.3, and 20 pages respectively. Two most recent MMLongBench-Doc [41] and DocBench [84], formulate DocVQA as long-context tasks by inputting entire documents (averaging 50-70 pages). To address increasing document length, M3DocVQA [10], M-Longdoc [9], and MMDocIR [16] propose DocRAG tasks, incorporating evidence retrieval followed by answer generation over the retrieved multimodal evidence. To the best of our knowledge, no existing DocVQA or DocRAG benchmarks focus on multimodal interleaved generation.

## 6 Conclusion

In this paper, we presented MMDocRAG, a comprehensive benchmark for multimodal document question answering and retrieval-augmented generation (RAG). MMDocRAG features over 4,000 expert-annotated QA pairs with multimodal evidence chains, as well as novel evaluation metrics for both quote selection and interleaved multimodal answer generation. Through extensive benchmarking of 58 leading LLMs and VLMs along with multiple retrieval methods, we reveal that current models struggle with effective multimodal evidence selection and interleaved image-text answer generation, especially in noisy and diverse document scenarios. Our results indicate that while proprietary models show a significant lead over open-source models, fine-tuning and the use of high-quality visual descriptions can drive substantial improvements. Despite these advances, a significant performance gap remains between current systems and the requirements of comprehensive multimodal DocVQA/DocRAG tasks. We hope that MMDocRAG will inspire future research toward more effective and interpretable multimodal reasoning in document understanding and RAG.

## References

- [1] Marah Abdin, Jyoti Aneja, Hany Awadalla, Ahmed Awadallah, Ammar Ahmad Awan, Nguyen Bach, Amit Bahree, Arash Bakhtiari, Jianmin Bao, Harkirat Behl, Alon Benhaim, Misha Bilenko, Johan Bjorck, Sébastien Bubeck, Martin Cai, Qin Cai, Vishrav Chaudhary, Dong Chen, Dongdong Chen, Weizhu Chen, Yen-Chun Chen, Yi-Ling Chen, Hao Cheng, Parul Chopra, Xiyang Dai, Matthew Dixon, Ronen Eldan, Victor Fragoso, Jianfeng Gao, Mei Gao, Min Gao, Amit Garg, Allie Del Giorno, Abhishek Goswami, Suriya Gunasekar, Emman Haider, Junheng Hao, Russell J. Hewett, Wenxiang Hu, Jamie Huynh, Dan Iter, Sam Ade Jacobs, Mojan Javaheripi, Xin Jin, Nikos Karampatziakis, Piero Kauffmann, Mahoud Khademi, Dongwoo Kim, Young Jin Kim, Lev Kurilenko, James R. Lee, Yin Tat Lee, Yuanzhi Li, Yunsheng Li, Chen Liang, Lars Liden, Xihui Lin, Zeqi Lin, Ce Liu, Liyuan Liu, Mengchen Liu, Weishung Liu, Xiaodong Liu, Chong Luo, Piyush Madan, Ali Mahmoudzadeh, David Majercak, Matt Mazzola, Caio César Teodoro Mendes, Arindam Mitra, Hardik Modi, Anh Nguyen, Brandon Norick, Barun Patra, Daniel Perez-Becker, Thomas Portet, Reid Pryzant, Heyang Qin, Marko Radmilac, Liliang Ren, Gustavo de Rosa, Corby Rosset, Sambudha Roy, Olatunji Ruwase, Olli Saarikivi, Amin Saied, Adil Salim, Michael Santacrose, Shital Shah, Ning Shang, Hiteshi Sharma, Yelong Shen, Swadheen Shukla, Xia Song, Masahiro Tanaka, Andrea Tupini, Praneetha Vaddamanu, Chunyu Wang, Guanhua Wang, Lijuan Wang, Shuohang Wang, Xin Wang, Yu Wang, Rachel Ward, Wen Wen, Philipp Witte, Haiping Wu, Xiaoxia Wu, Michael Wyatt, Bin Xiao, Can Xu, Jiahang Xu, Weijian Xu, Jilong Xue, Sonali Yadav, Fan Yang, Jianwei Yang, Yifan Yang, Ziyi Yang, Donghan Yu, Lu Yuan, Chenruidong Zhang, Cyril Zhang, Jianwen Zhang, Li Lyna Zhang, Yi Zhang, Yue Zhang, Yunan Zhang, and Xiren Zhou. Phi-3 technical report: A highly capable language model locally on your phone, 2024. URL <https://arxiv.org/abs/2404.14219>.
- [2] Anthropic. Claude 3.5 sonnet, 2024. URL <https://www.anthropic.com/news/claude-3-5-sonnet>.
- [3] Shuai Bai, Keqin Chen, Xuejing Liu, Jialin Wang, Wenbin Ge, Sibao Song, Kai Dang, Peng Wang, Shijie Wang, Jun Tang, Humen Zhong, Yuanzhi Zhu, Mingkun Yang, Zhaohai Li, Jianqiang Wan, Pengfei Wang, Wei Ding, Zheren Fu, Yiheng Xu, Jiabo Ye, Xi Zhang, Tianbao Xie, Zesen Cheng, Hang Zhang, Zhibo Yang, Haiyang Xu, and Junyang Lin. Qwen2.5-vl technical report, 2025. URL <https://arxiv.org/abs/2502.13923>.
- [4] Lucas Beyer, Andreas Steiner, André Susano Pinto, Alexander Kolesnikov, Xiao Wang, Daniel Salz, Maxim Neumann, Ibrahim Alabdulmohsin, Michael Tschannen, Emanuele Bugliarello, Thomas Unterthiner, Daniel Keysers, Skanda Koppula, Fangyu Liu, Adam Grycner, Alexey A. Gritsenko, Neil Houlsby, Manoj Kumar, Keran Rong, Julian Eisenschlos, Rishabh Kabra, Matthias Bauer, Matko Bosnjak, Xi Chen, Matthias Minderer, Paul Voigtlaender, Ioana Bica, Ivana Balazevic, Joan Puigcerver, Pinelopi Papalampidi, Olivier J. Hénaff, Xi Xiong, Radu Soricut, Jeremiah Harmsen, and Xiaohua Zhai. Paligemma: A versatile 3b VLM for transfer, 2024. URL <https://doi.org/10.48550/arXiv.2407.07726>.
- [5] Wenhua Chen, Hexiang Hu, Xi Chen, Pat Verga, and William Cohen. MuRAG: Multimodal retrieval-augmented generator for open question answering over images and text. In Yoav Goldberg, Zornitsa Kozareva, and Yue Zhang, editors, *Proceedings of the 2022 Conference on Empirical Methods in Natural Language Processing*, pages 5558–5570, Abu Dhabi, United Arab Emirates, December 2022. Association for Computational Linguistics. doi: 10.18653/v1/2022.emnlp-main.375. URL <https://aclanthology.org/2022.emnlp-main.375/>.
- [6] Xiaokang Chen, Zhiyu Wu, Xingchao Liu, Zizheng Pan, Wen Liu, Zhenda Xie, Xingkai Yu, and Chong Ruan. Janus-pro: Unified multimodal understanding and generation with data and model scaling, 2025. URL <https://arxiv.org/abs/2501.17811>.
- [7] Zhe Chen, Weiyun Wang, Yue Cao, Yangzhou Liu, Zhangwei Gao, Erfei Cui, Jinguo Zhu, Shenglong Ye, Hao Tian, Zhaoyang Liu, Lixin Gu, Xuehui Wang, Qingyun Li, Yimin Ren, Zixuan Chen, Jiapeng Luo, Jiahao Wang, Tan Jiang, Bo Wang, Conghui He, Botian Shi, Xingcheng Zhang, Han Lv, Yi Wang, Wenqi Shao, Pei Chu, Zhongying Tu, Tong He, Zhiyong Wu, Huipeng Deng, Jiaye Ge, Kai Chen, Kaipeng Zhang, Limin Wang, Min Dou, Lewei Lu, Xizhou Zhu, Tong Lu, Dahua Lin, Yu Qiao, Jifeng Dai, and Wenhui Wang. Expanding performance boundaries of open-source multimodal models with model, data, and test-time scaling, 2025. URL <https://arxiv.org/abs/2412.05271>.

- [8] Ethan Chern, Jiadi Su, Yan Ma, and Pengfei Liu. Anole: An open, autoregressive, native large multimodal models for interleaved image-text generation, 2024. URL <https://arxiv.org/abs/2407.06135>.
- [9] Yew Ken Chia, Liying Cheng, Hou Pong Chan, Chaoqun Liu, Maojia Song, Sharifah Mahani Aljunied, Soujanya Poria, and Lidong Bing. M-longdoc: A benchmark for multimodal super-long document understanding and a retrieval-aware tuning framework, 2024. URL <https://arxiv.org/abs/2411.06176>.
- [10] Jaemin Cho, Debanjan Mahata, Ozan Irsoy, Yujie He, and Mohit Bansal. M3docrag: Multimodal retrieval is what you need for multi-page multi-document understanding, 2024. URL <https://arxiv.org/abs/2411.04952>.
- [11] Tri Dao. Flashattention-2: Faster attention with better parallelism and work partitioning. In *The Twelfth International Conference on Learning Representations, ICLR 2024, Vienna, Austria, May 7-11, 2024*. OpenReview.net, 2024. URL <https://openreview.net/forum?id=mZn2Xyh9Ec>.
- [12] DeepSeek-AI, Aixin Liu, Bei Feng, Bing Xue, Bingxuan Wang, Bochao Wu, Chengda Lu, Chenggang Zhao, Chengqi Deng, Chenyu Zhang, Chong Ruan, Damai Dai, Daya Guo, Dejian Yang, Deli Chen, Dongjie Ji, Erhang Li, Fangyun Lin, Fucong Dai, Fuli Luo, Guangbo Hao, Guanting Chen, Guowei Li, H. Zhang, Han Bao, Hanwei Xu, Haocheng Wang, Haowei Zhang, Honghui Ding, Huajian Xin, Huazuo Gao, Hui Li, Hui Qu, J. L. Cai, Jian Liang, Jianzhong Guo, Jiaqi Ni, Jiashi Li, Jiawei Wang, Jin Chen, Jingchang Chen, Jingyang Yuan, Junjie Qiu, Junlong Li, Junxiao Song, Kai Dong, Kai Hu, Kaige Gao, and Kang Guan. Deepseek-v3 technical report, 2024. URL <https://arxiv.org/abs/2412.19437>.
- [13] DeepSeek-AI, Daya Guo, Dejian Yang, Haowei Zhang, Junxiao Song, Ruoyu Zhang, Runxin Xu, Qihao Zhu, Shirong Ma, Peiyi Wang, Xiao Bi, Xiaokang Zhang, Xingkai Yu, Yu Wu, Z. F. Wu, Zhibin Gou, Zhihong Shao, Zhuoshu Li, Ziyi Gao, Aixin Liu, Bing Xue, Bingxuan Wang, Bochao Wu, Bei Feng, Chengda Lu, Chenggang Zhao, Chengqi Deng, Chenyu Zhang, Chong Ruan, Damai Dai, Deli Chen, Dongjie Ji, Erhang Li, Fangyun Lin, Fucong Dai, Fuli Luo, Guangbo Hao, Guanting Chen, Guowei Li, H. Zhang, Han Bao, Hanwei Xu, Haocheng Wang, and Honghui Ding. Deepseek-r1: Incentivizing reasoning capability in llms via reinforcement learning, 2025. URL <https://arxiv.org/abs/2501.12948>.
- [14] Jacob Devlin, Ming-Wei Chang, Kenton Lee, and Kristina Toutanova. BERT: Pre-training of deep bidirectional transformers for language understanding. In Jill Burstein, Christy Doran, and Thamar Solorio, editors, *Proceedings of the 2019 Conference of the North American Chapter of the Association for Computational Linguistics: Human Language Technologies, Volume 1 (Long and Short Papers)*, pages 4171–4186, Minneapolis, Minnesota, June 2019. Association for Computational Linguistics. doi: 10.18653/v1/N19-1423. URL <https://aclanthology.org/N19-1423>.
- [15] Yihao Ding, Kaixuan Ren, Jiabin Huang, Siwen Luo, and Soyeon Caren Han. Mmvqa: A comprehensive dataset for investigating multipage multimodal information retrieval in pdf-based visual question answering. In Kate Larson, editor, *Proceedings of the Thirty-Third International Joint Conference on Artificial Intelligence, IJCAI-24*, pages 6243–6251. International Joint Conferences on Artificial Intelligence Organization, 8 2024. doi: 10.24963/ijcai.2024/690. URL <https://doi.org/10.24963/ijcai.2024/690>. Main Track.
- [16] Kuicai Dong, Yujing Chang, Xin Deik Goh, Dexun Li, Ruiming Tang, and Yong Liu. Mmdocir: Benchmarking multi-modal retrieval for long documents, 2025. URL <https://arxiv.org/abs/2501.08828>.
- [17] Manuel Faysse, Hugues Sibille, Tony Wu, Bilel Omrani, Gautier Viaud, Céline Hudelot, and Pierre Colombo. Colpali: Efficient document retrieval with vision language models, 2024. URL <https://arxiv.org/abs/2407.01449>.
- [18] Yuying Ge, Sijie Zhao, Jinguo Zhu, Yixiao Ge, Kun Yi, Lin Song, Chen Li, Xiaohan Ding, and Ying Shan. Seed-x: Multimodal models with unified multi-granularity comprehension and generation, 2024. URL <https://arxiv.org/abs/2404.14396>.

- [19] Gemini-Team. Gemini 2.5 flash: Best for fast performance on complex tasks, 2025. URL <https://deepmind.google/technologies/gemini/flash/>.
- [20] Gemini-Team. Gemini 2.5 pro: Best for coding and complex prompts, 2025. URL <https://deepmind.google/technologies/gemini/pro/>.
- [21] Gemini-Team. Gemini 2.0 flash: Our powerful workhorse model with low latency and enhanced performance, built to power agentic experiences, 2025. URL <https://deepmind.google/technologies/gemini/flash/>.
- [22] Gemini-Team. Gemini 2.0 flash thinking: Our enhanced reasoning model, capable of showing its thoughts to improve performance and explainability, 2025. URL <https://deepmind.google/technologies/gemini/flash-thinking/>.
- [23] Gemini-Team. Gemini 2.0 pro: Our best model yet for coding performance and complex prompts, 2025. URL <https://deepmind.google/technologies/gemini/pro/>.
- [24] Gemini-Team, Petko Georgiev, Ving Ian Lei, Ryan Burnell, Libin Bai, Anmol Gulati, Garrett Tanzer, Damien Vincent, Zhufeng Pan, Shibo Wang, Soroosh Mariooryad, Yifan Ding, Xinyang Geng, Fred Alcober, Roy Frostig, Mark Omernick, Lexi Walker, Cosmin Paduraru, Christina Sorokin, Andrea Tacchetti, Colin Gaffney, Samira Daruki, Olcan Sercinoglu, Zach Gleicher, Juliette Love, Paul Voigtlaender, Rohan Jain, Gabriela Surita, Kareem Mohamed, Rory Blevins, Junwhan Ahn, Tao Zhu, Kornnaphop Kawintiranon, Orhan Firat, Yiming Gu, Yujing Zhang, Matthew Rahtz, Manaal Faruqi, Natalie Clay, Justin Gilmer, JD Co-Reyes, Ivo Penchev, Rui Zhu, Nobuyuki Morioka, Kevin Hui, Krishna Haridasan, Victor Campos, Mahdis Mahdih, Mandy Guo, Samer Hassan, Kevin Kilgour, and Arpi Vezer. Gemini 1.5: Unlocking multimodal understanding across millions of tokens of context, 2024. URL <https://arxiv.org/abs/2403.05530>.
- [25] Aaron Grattafiori, Abhimanyu Dubey, Abhinav Jauhri, Abhinav Pandey, Abhishek Kadian, Ahmad Al-Dahle, Aiesha Letman, Akhil Mathur, Alan Schelten, Alex Vaughan, Amy Yang, Angela Fan, Anirudh Goyal, Anthony Hartshorn, Aobo Yang, Archi Mitra, Archie Sravankumar, Artem Korenev, Arthur Hinsvark, Arun Rao, Aston Zhang, Aurelien Rodriguez, Austen Gregerson, Ava Spataru, Baptiste Roziere, Bethany Biron, and Binh Tang. The llama 3 herd of models, 2024. URL <https://arxiv.org/abs/2407.21783>.
- [26] Edward J. Hu, Yelong Shen, Phillip Wallis, Zeyuan Allen-Zhu, Yuanzhi Li, Shean Wang, Lu Wang, and Weizhu Chen. Lora: Low-rank adaptation of large language models. In *The Tenth International Conference on Learning Representations, ICLR 2022, Virtual Event, April 25-29, 2022*. OpenReview.net, 2022. URL <https://openreview.net/forum?id=nZeVKeeFYf9>.
- [27] Yupan Huang, Tengchao Lv, Lei Cui, Yutong Lu, and Furu Wei. Layoutlmv3: Pre-training for document AI with unified text and image masking. In João Magalhães, Alberto Del Bimbo, Shin’ichi Satoh, Nicu Sebe, Xavier Alameda-Pineda, Qin Jin, Vincent Oria, and Laura Toni, editors, *MM ’22: The 30th ACM International Conference on Multimedia, Lisboa, Portugal, October 10 - 14, 2022*, pages 4083–4091. ACM, 2022. doi: 10.1145/3503161.3548112. URL <https://doi.org/10.1145/3503161.3548112>.
- [28] Gautier Izacard, Mathilde Caron, Lucas Hosseini, Sebastian Riedel, Piotr Bojanowski, Armand Joulin, and Edouard Grave. Unsupervised dense information retrieval with contrastive learning. *Trans. Mach. Learn. Res.*, 2022, 2022. URL <https://openreview.net/forum?id=jKN1pXi7b0>.
- [29] Albert Q. Jiang, Alexandre Sablayrolles, Arthur Mensch, Chris Bamford, Devendra Singh Chaplot, Diego de las Casas, Florian Bressand, Gianna Lengyel, Guillaume Lample, Lucile Saulnier, L  lio Renard Lavaud, Marie-Anne Lachaux, Pierre Stock, Teven Le Scao, Thibaut Lavril, Thomas Wang, Timoth  e Lacroix, and William El Sayed. Mistral 7b, 2023. URL <https://arxiv.org/abs/2310.06825>.
- [30] Albert Q. Jiang, Alexandre Sablayrolles, Antoine Roux, Arthur Mensch, Blanche Savary, Chris Bamford, Devendra Singh Chaplot, Diego de las Casas, Emma Bou Hanna, Florian Bressand, Gianna Lengyel, Guillaume Bour, Guillaume Lample, L  lio Renard Lavaud, Lucile Saulnier,

- Marie-Anne Lachaux, Pierre Stock, Sandeep Subramanian, Sophia Yang, Szymon Antoniak, Teven Le Scao, Théophile Gervet, Thibaut Lavril, Thomas Wang, Timothée Lacroix, and William El Sayed. Mixtral of experts, 2024. URL <https://arxiv.org/abs/2401.04088>.
- [31] Vladimir Karpukhin, Barlas Oguz, Sewon Min, Patrick Lewis, Ledell Wu, Sergey Edunov, Danqi Chen, and Wen-tau Yih. Dense passage retrieval for open-domain question answering. In Bonnie Webber, Trevor Cohn, Yulan He, and Yang Liu, editors, *Proceedings of the 2020 Conference on Empirical Methods in Natural Language Processing (EMNLP)*, pages 6769–6781, Online, November 2020. Association for Computational Linguistics. doi: 10.18653/v1/2020.emnlp-main.550. URL <https://aclanthology.org/2020.emnlp-main.550>.
  - [32] Omar Khattab and Matei Zaharia. Colbert: Efficient and effective passage search via contextualized late interaction over bert. In *Proceedings of the 43rd International ACM SIGIR Conference on Research and Development in Information Retrieval, SIGIR '20*, page 39–48, New York, NY, USA, 2020. Association for Computing Machinery. ISBN 9781450380164. doi: 10.1145/3397271.3401075. URL <https://doi.org/10.1145/3397271.3401075>.
  - [33] Jordy Van Landeghem, Rafal Powalski, Rubèn Tito, Dawid Jurkiewicz, Matthew B. Blaschko, Lukasz Borchmann, Mickaël Coustaty, Sien Moens, Michal Pietruszka, Bertrand Anckaert, Tomasz Stanislawek, Pawel Józiak, and Ernest Valveny. Document understanding dataset and evaluation (DUDE). In *IEEE/CVF International Conference on Computer Vision, ICCV 2023, Paris, France, October 1-6, 2023*, pages 19471–19483, Paris, France, 2023. IEEE. doi: 10.1109/ICCV51070.2023.01789. URL <https://doi.org/10.1109/ICCV51070.2023.01789>.
  - [34] Patrick Lewis, Ethan Perez, Aleksandra Piktus, Fabio Petroni, Vladimir Karpukhin, Naman Goyal, Heinrich Küttler, Mike Lewis, Wen-tau Yih, Tim Rocktäschel, Sebastian Riedel, and Douwe Kiela. Retrieval-augmented generation for knowledge-intensive NLP tasks. In Hugo Larochelle, Marc’Aurelio Ranzato, Raia Hadsell, Maria-Florina Balcan, and Hsuan-Tien Lin, editors, *Advances in Neural Information Processing Systems 33: Annual Conference on Neural Information Processing Systems 2020, NeurIPS 2020, December 6-12, 2020, virtual*, 2020. URL <https://proceedings.neurips.cc/paper/2020/hash/6b493230205f780e1bc26945df7481e5-Abstract.html>.
  - [35] Zehan Li, Xin Zhang, Yanzhao Zhang, Dingkun Long, Pengjun Xie, and Meishan Zhang. Towards general text embeddings with multi-stage contrastive learning, 2023.
  - [36] Chin-Yew Lin. ROUGE: A package for automatic evaluation of summaries. In *Text Summarization Branches Out*, pages 74–81, Barcelona, Spain, July 2004. Association for Computational Linguistics. URL <https://aclanthology.org/W04-1013/>.
  - [37] Haotian Liu, Kilho Son, Jianwei Yang, Ce Liu, Jianfeng Gao, Yong Jae Lee, and Chunyuan Li. Learning customized visual models with retrieval-augmented knowledge. In *IEEE/CVF Conference on Computer Vision and Pattern Recognition, CVPR 2023, Vancouver, BC, Canada, June 17-24, 2023*, pages 15148–15158. IEEE, 2023. doi: 10.1109/CVPR52729.2023.01454. URL <https://doi.org/10.1109/CVPR52729.2023.01454>.
  - [38] Minqian Liu, Zhiyang Xu, Zihao Lin, Trevor Ashby, Joy Rimchala, Jiaxin Zhang, and Lifu Huang. Holistic evaluation for interleaved text-and-image generation. In Yaser Al-Onaizan, Mohit Bansal, and Yun-Nung Chen, editors, *Proceedings of the 2024 Conference on Empirical Methods in Natural Language Processing*, pages 22002–22016, Miami, Florida, USA, November 2024. Association for Computational Linguistics. doi: 10.18653/v1/2024.emnlp-main.1228. URL <https://aclanthology.org/2024.emnlp-main.1228/>.
  - [39] Nelson F. Liu, Kevin Lin, John Hewitt, Ashwin Paranjape, Michele Bevilacqua, Fabio Petroni, and Percy Liang. Lost in the middle: How language models use long contexts. *Transactions of the Association for Computational Linguistics*, 12:157–173, 2024. doi: 10.1162/tacl\_a\_00638. URL <https://aclanthology.org/2024.tacl-1.9/>.
  - [40] Xueguang Ma, Sheng-Chieh Lin, Minghan Li, Wenhu Chen, and Jimmy Lin. Unifying multimodal retrieval via document screenshot embedding. In Yaser Al-Onaizan, Mohit Bansal, and Yun-Nung Chen, editors, *Proceedings of the 2024 Conference on Empirical Methods in Natural Language Processing*, pages 6492–6505, Miami, Florida, USA, November 2024.



- Association for Computational Linguistics. doi: 10.18653/v1/2024.emnlp-main.373. URL <https://aclanthology.org/2024.emnlp-main.373>.
- [41] Yubo Ma, Yuhang Zang, Liangyu Chen, Meiqi Chen, Yizhu Jiao, Xinze Li, Xinyuan Lu, Ziyu Liu, Yan Ma, Xiaoyi Dong, Pan Zhang, Liangming Pan, Yu-Gang Jiang, Jiaqi Wang, Yixin Cao, and Aixin Sun. Mmlongbench-doc: Benchmarking long-context document understanding with visualizations, 2024. URL <https://arxiv.org/abs/2407.01523>.
  - [42] Zi-Ao Ma, Tian Lan, Rong-Cheng Tu, Yong Hu, Heyan Huang, and Xian-Ling Mao. Multi-modal retrieval augmented multi-modal generation: A benchmark, evaluate metrics and strong baselines, 2024. URL <https://arxiv.org/abs/2411.16365>.
  - [43] Minesh Mathew, Dimosthenis Karatzas, and C. V. Jawahar. Docvqa: A dataset for VQA on document images. In *IEEE Winter Conference on Applications of Computer Vision, WACV 2021, Waikoloa, HI, USA, January 3-8, 2021*, pages 2199–2208, Waikoloa, HI, USA, 2021. IEEE. doi: 10.1109/WACV48630.2021.00225. URL <https://doi.org/10.1109/WACV48630.2021.00225>.
  - [44] Minesh Mathew, Viraj Bagal, Rubèn Tito, Dimosthenis Karatzas, Ernest Valveny, and C. V. Jawahar. Infographicvqa. In *IEEE/CVF Winter Conference on Applications of Computer Vision, WACV 2022, Waikoloa, HI, USA, January 3-8, 2022*, pages 2582–2591. IEEE, 2022. doi: 10.1109/WACV51458.2022.00264. URL <https://doi.org/10.1109/WACV51458.2022.00264>.
  - [45] Meta. The llama 4 herd: The beginning of a new era of natively multimodal ai innovation, 2025. URL <https://ai.meta.com/blog/llama-4-multimodal-intelligence/>.
  - [46] Meta-AI. Llama 3.2: Revolutionizing edge ai and vision with open, customizable models, 2024. URL <https://ai.meta.com/blog/llama-3-2-connect-2024-vision-edge-mobile-devices/>.
  - [47] Mistral-AI. Mistral small 3, 2025. URL <https://mistral.ai/en/news/mistral-small-3>.
  - [48] OpenAI. Gpt-4, 2023. URL <https://openai.com/index/gpt-4-research/>.
  - [49] OpenAI. Hello gpt-4o: We’re announcing gpt-4o, our new flagship model that can reason across audio, vision, and text in real time., 2024. URL <https://openai.com/index/hello-gpt-4o/>.
  - [50] OpenAI. Gpt-4o mini: advancing cost-efficient intelligence, 2024. URL <https://openai.com/index/gpt-4o-mini-advancing-cost-efficient-intelligence/>.
  - [51] OpenAI. Openai o3-mini: Pushing the frontier of cost-effective reasoning, 2024. URL <https://openai.com/index/openai-o3-mini/>.
  - [52] OpenAI. Introducing gpt-4.1 in the api., 2025. URL <https://openai.com/index/gpt-4-1/>.
  - [53] Kishore Papineni, Salim Roukos, Todd Ward, and Wei-Jing Zhu. Bleu: a method for automatic evaluation of machine translation. In Pierre Isabelle, Eugene Charniak, and Dekang Lin, editors, *Proceedings of the 40th Annual Meeting of the Association for Computational Linguistics*, pages 311–318, Philadelphia, Pennsylvania, USA, July 2002. Association for Computational Linguistics. doi: 10.3115/1073083.1073135. URL <https://aclanthology.org/P02-1040/>.
  - [54] Qwen-Team. Introducing qwen-vl, 2024. URL <https://qwenlm.github.io/blog/qwen-vl/>.
  - [55] Qwen-Team. Qwq: Reflect deeply on the boundaries of the unknown, 2024. URL <https://qwenlm.github.io/blog/qwq-32b-preview/>.
  - [56] Qwen-Team. Qwen3: Think deeper, act faster, 2025. URL <https://qwenlm.github.io/blog/qwen3/>.

- [57] Qwen-Team. Qwen2.5-max: Exploring the intelligence of large-scale moe model, 2025. URL <https://qwenlm.github.io/blog/qwen2.5-max/>.
- [58] Qwen-Team. Qvq-max: Think with evidence, 2025. URL <https://qwenlm.github.io/blog/qvq-max-preview/>.
- [59] Qwen-Team, An Yang, Baosong Yang, Beichen Zhang, Binyuan Hui, Bo Zheng, Bowen Yu, Chengyuan Li, Dayiheng Liu, Fei Huang, Haoran Wei, Huan Lin, Jian Yang, Jianhong Tu, Jianwei Zhang, Jianxin Yang, Jiaxi Yang, Jingren Zhou, Junyang Lin, Kai Dang, Keming Lu, Keqin Bao, Kexin Yang, Le Yu, Mei Li, Mingfeng Xue, Pei Zhang, Qin Zhu, Rui Men, Runji Lin, Tianhao Li, Tianyi Tang, Tingyu Xia, Xingzhang Ren, Xuancheng Ren, Yang Fan, Yang Su, Yichang Zhang, Yu Wan, Yuqiong Liu, Zeyu Cui, Zhenru Zhang, and Zihan Qiu. Qwen2.5 technical report, 2025. URL <https://arxiv.org/abs/2412.15115>.
- [60] Jeff Rasley, Samyam Rajbhandari, Olatunji Ruwase, and Yuxiong He. Deepspeed: System optimizations enable training deep learning models with over 100 billion parameters. In Rajesh Gupta, Yan Liu, Jiliang Tang, and B. Aditya Prakash, editors, *KDD '20: The 26th ACM SIGKDD Conference on Knowledge Discovery and Data Mining, Virtual Event, CA, USA, August 23-27, 2020*, pages 3505–3506. ACM, 2020. doi: 10.1145/3394486.3406703. URL <https://doi.org/10.1145/3394486.3406703>.
- [61] Monica Riedler and Stefan Langer. Beyond text: Optimizing rag with multimodal inputs for industrial applications, 2024. URL <https://arxiv.org/abs/2410.21943>.
- [62] Stephen E. Robertson, Steve Walker, Susan Jones, Micheline Hancock-Beaulieu, and Mike Gatford. Okapi at TREC-3. In Donna K. Harman, editor, *Proceedings of The Third Text REtrieval Conference, TREC 1994, Gaithersburg, Maryland, USA, November 2-4, 1994*, volume 500-225 of *NIST Special Publication*, pages 109–126, Maryland, USA, 1994. National Institute of Standards and Technology (NIST). URL <http://trec.nist.gov/pubs/trec3/papers/city.ps.gz>.
- [63] Gerard Salton, Edward A. Fox, and Harry Wu. Extended boolean information retrieval. *Commun. ACM*, 26(11):1022–1036, 1983. doi: 10.1145/182.358466. URL <https://doi.org/10.1145/182.358466>.
- [64] Zhihong Shao, Peiyi Wang, Qihao Zhu, Runxin Xu, Junxiao Song, Xiao Bi, Haowei Zhang, Mingchuan Zhang, Y. K. Li, Y. Wu, and Daya Guo. Deepseekmath: Pushing the limits of mathematical reasoning in open language models, 2024. URL <https://arxiv.org/abs/2402.03300>.
- [65] Ray Smith. An overview of the tesseract ocr engine. In *ICDAR '07: Proceedings of the Ninth International Conference on Document Analysis and Recognition*, pages 629–633, Washington, DC, USA, 2007. IEEE Computer Society. ISBN 0-7695-2822-8. URL <https://storage.googleapis.com/pub-tools-public-publication-data/pdf/33418.pdf>.
- [66] Ryota Tanaka, Kyosuke Nishida, Kosuke Nishida, Taku Hasegawa, Itsumi Saito, and Kuniko Saito. Slidevqa: A dataset for document visual question answering on multiple images. In Brian Williams, Yiling Chen, and Jennifer Neville, editors, *Thirty-Seventh AAAI Conference on Artificial Intelligence, AAAI 2023, Thirty-Fifth Conference on Innovative Applications of Artificial Intelligence, IAAI 2023, Thirteenth Symposium on Educational Advances in Artificial Intelligence, EAAI 2023, Washington, DC, USA, February 7-14, 2023*, pages 13636–13645, Washington, DC, USA, 2023. AAAI Press. doi: 10.1609/AAAI.V37I11.26598. URL <https://doi.org/10.1609/aaai.v37i11.26598>.
- [67] Zineng Tang, Ziyi Yang, Mahmoud Khademi, Yang Liu, Chenguang Zhu, and Mohit Bansal. Codi-2: In-context, interleaved, and interactive any-to-any generation, 2023. URL <https://arxiv.org/abs/2311.18775>.
- [68] Chameleon Team. Chameleon: Mixed-modal early-fusion foundation models, 2024. URL <https://arxiv.org/abs/2405.09818>.

- [69] Changyao Tian, Xizhou Zhu, Yuwen Xiong, Weiyun Wang, Zhe Chen, Wenhai Wang, Yuntao Chen, Lewei Lu, Tong Lu, Jie Zhou, Hongsheng Li, Yu Qiao, and Jifeng Dai. Mm-interleaved: Interleaved image-text generative modeling via multi-modal feature synchronizer, 2024. URL <https://arxiv.org/abs/2401.10208>.
- [70] Rubèn Tito, Dimosthenis Karatzas, and Ernest Valveny. Hierarchical multimodal transformers for multi-page docvqa, 2023. URL <https://arxiv.org/abs/2212.05935>.
- [71] Bin Wang, Chao Xu, Xiaomeng Zhao, Linke Ouyang, Fan Wu, Zhiyuan Zhao, Rui Xu, Kaiwen Liu, Yuan Qu, Fukai Shang, Bo Zhang, Liqun Wei, Zhihao Sui, Wei Li, Botian Shi, Yu Qiao, Dahua Lin, and Conghui He. Mineru: An open-source solution for precise document content extraction, 2024. URL <https://arxiv.org/abs/2409.18839>.
- [72] Liang Wang, Nan Yang, Xiaolong Huang, Binxing Jiao, Linjun Yang, Daxin Jiang, Rangan Majumder, and Furu Wei. Text embeddings by weakly-supervised contrastive pre-training, 2022.
- [73] Peng Wang, Shuai Bai, Sinan Tan, Shijie Wang, Zhihao Fan, Jinze Bai, Keqin Chen, Xuejing Liu, Jialin Wang, Wenbin Ge, Yang Fan, Kai Dang, Mengfei Du, Xuancheng Ren, Rui Men, Dayiheng Liu, Chang Zhou, Jingren Zhou, and Junyang Lin. Qwen2-vl: Enhancing vision-language model’s perception of the world at any resolution, 2024. URL <https://arxiv.org/abs/2409.12191>.
- [74] xAI. Grok 3 beta — the age of reasoning agents, 2025. URL <https://x.ai/news/grok-3>.
- [75] Peng Xia, Siwei Han, Shi Qiu, Yiyang Zhou, Zhaoyang Wang, Wenhao Zheng, Zhaorun Chen, Chenhang Cui, Mingyu Ding, Linjie Li, Lijuan Wang, and Huaxiu Yao. Mmie: Massive multimodal interleaved comprehension benchmark for large vision-language models, 2024. URL <https://arxiv.org/abs/2410.10139>.
- [76] Shitao Xiao, Zheng Liu, Yingxia Shao, and Zhao Cao. RetroMAE: Pre-training retrieval-oriented language models via masked auto-encoder. In Yoav Goldberg, Zornitsa Kozareva, and Yue Zhang, editors, *Proceedings of the 2022 Conference on Empirical Methods in Natural Language Processing*, pages 538–548, Abu Dhabi, United Arab Emirates, December 2022. Association for Computational Linguistics. doi: 10.18653/v1/2022.emnlp-main.35. URL <https://aclanthology.org/2022.emnlp-main.35>.
- [77] Shitao Xiao, Zheng Liu, Peitian Zhang, and Niklas Muennighoff. C-pack: Packaged resources to advance general chinese embedding, 2023.
- [78] Jinheng Xie, Weijia Mao, Zechen Bai, David Junhao Zhang, Weihao Wang, Kevin Qinghong Lin, Yuchao Gu, Zhijie Chen, Zhenheng Yang, and Mike Zheng Shou. Show-o: One single transformer to unify multimodal understanding and generation, 2024. URL <https://arxiv.org/abs/2408.12528>.
- [79] Yuan Yao, Tianyu Yu, Ao Zhang, Chongyi Wang, Junbo Cui, Hongji Zhu, Tianchi Cai, Haoyu Li, Weilin Zhao, Zhihui He, et al. Minicpm-v: A gpt-4v level mllm on your phone. *arXiv preprint arXiv:2408.01800*, 2024.
- [80] Pengfei Zhou, Xiaopeng Peng, Jiajun Song, Chuanhao Li, Zhaopan Xu, Yue Yang, Ziyao Guo, Hao Zhang, Yuqi Lin, Yefei He, Lirui Zhao, Shuo Liu, Tianhua Li, Yuxuan Xie, Xiaojun Chang, Yu Qiao, Wenqi Shao, and Kaipeng Zhang. Gate opening: A comprehensive benchmark for judging open-ended interleaved image-text generation, 2024. URL <https://arxiv.org/abs/2411.18499>.
- [81] Fengbin Zhu, Wenqiang Lei, Fuli Feng, Chao Wang, Haozhou Zhang, and Tat-Seng Chua. Towards complex document understanding by discrete reasoning. In João Magalhães, Alberto Del Bimbo, Shin’ichi Satoh, Nicu Sebe, Xavier Alameda-Pineda, Qin Jin, Vincent Oria, and Laura Toni, editors, *MM ’22: The 30th ACM International Conference on Multimedia, Lisboa, Portugal, October 10 - 14, 2022*, pages 4857–4866, Lisboa Portugal, 2022. ACM. doi: 10.1145/3503161.3548422. URL <https://doi.org/10.1145/3503161.3548422>.

- [82] Jinguo Zhu, Weiyun Wang, Zhe Chen, Zhaoyang Liu, Shenglong Ye, Lixin Gu, Hao Tian, Yuchen Duan, Weijie Su, Jie Shao, Zhangwei Gao, Erfei Cui, Xuehui Wang, Yue Cao, Yangzhou Liu, Xingguang Wei, Hongjie Zhang, Haomin Wang, Weiye Xu, Hao Li, Jiahao Wang, Nianchen Deng, Songze Li, Yinan He, Tan Jiang, Jiapeng Luo, Yi Wang, Conghui He, Botian Shi, Xingcheng Zhang, Wenqi Shao, Junjun He, Yingtong Xiong, Wenwen Qu, Peng Sun, Penglong Jiao, Han Lv, Lijun Wu, Kaipeng Zhang, Huipeng Deng, Jiaye Ge, Kai Chen, Limin Wang, Min Dou, Lewei Lu, Xizhou Zhu, Tong Lu, Dahua Lin, Yu Qiao, Jifeng Dai, and Wenhai Wang. Internvl3: Exploring advanced training and test-time recipes for open-source multimodal models, 2025. URL <https://arxiv.org/abs/2504.10479>.
- [83] Zhengyuan Zhu, Daniel Lee, Hong Zhang, Sai Sree Harsha, Loic Feujio, Akash Maharaj, and Yunyao Li. MuRAR: A simple and effective multimodal retrieval and answer refinement framework for multimodal question answering. In Owen Rambow, Leo Wanner, Marianna Apidianaki, Hend Al-Khalifa, Barbara Di Eugenio, Steven Schockaert, Brodie Mather, and Mark Dras, editors, *Proceedings of the 31st International Conference on Computational Linguistics: System Demonstrations*, pages 126–135, Abu Dhabi, UAE, January 2025. Association for Computational Linguistics. URL <https://aclanthology.org/2025.coling-demos.13/>.
- [84] Anni Zou, Wenhao Yu, Hongming Zhang, Kaixin Ma, Deng Cai, Zhuosheng Zhang, Hai Zhao, and Dong Yu. Docbench: A benchmark for evaluating llm-based document reading systems, 2024. URL <https://arxiv.org/abs/2407.10701>.

## Appendix Overview

The appendix includes the following sections:

- **Appendix A:** Details the evaluation metrics for multimodal RAG, including (A.1) related work on multimodal generation, and (A.2) implementation details of the evaluation metrics.
- **Appendix B:** Provides supplementary experimental results, with (B.1) related results by using 15 quotes for multimodal generation, (B.2) comprehensive results comparing thinking and non-thinking modes, (B.3) comprehensive results comparing different models using OCR and LLM text for image quote representation, and (B.4) fine-grained results by document type for quote selection and multimodal answer generation.
- **Appendix C:** Presents implementation details, including (C.1) the deployment and inference of large models, (C.2) data preparation and model training procedures, and (C.3) deployment of text, visual, and hybrid retrievers.
- **Appendix D:** Shows six annotated examples that illustrate typical multimodal reasoning and integration patterns, facilitating understanding of MMDocRAG.
- **Appendix E:** Lists prompt instructions used in this work, including (E.1) prompts for constructing MMDocRAG, and (E.3) prompt messages for inference and evaluation of large models.
- **Appendix F:** Presents a qualitative study on the quality of multimodal answer generation based on existing and finetuned large models, comprising (F.1) error analysis for four typical errors, (F.2) performance comparison of VLM by using multimodal and pure-text quotes for multimodal generation, and (F.3) assessment of finetuning effectiveness.
- **Appendix G:** Discusses the license agreements for MMDocRAG and artifacts used to construct MMDocRAG.
- **Appendix H:** Discusses the limitations of MMDocRAG.

## A Evaluation Metric of Multimodal Answer Generation

This section provides more details about the evaluation metrics used for multimodal answer generation (see Section 4.1).

### A.1 Related Work of multimodal generation

Multimodal generation, particularly interleaved image-text sequence generation, involves generating outputs that integrate visual and textual information in a cohesive manner (see Section 5). This capability facilitates applications such as storytelling, question answering, and document comprehension. Recent benchmark, MM-Interleaved [69], MMIE [75], GATE Opening [80], and M<sup>2</sup>RAG [42] provide comprehensive evaluations for multimodal generation. Commonly adopted metrics include fluency, relevance, image-text coherence, and content quality. These are evaluated through human annotation or automated scoring using large language models such as GPT-4. Specifically, fluency assesses the grammatical correctness and readability of text, relevance measures the alignment of generated content with the prompt, image-text coherence evaluates the logical connection between images and text, and content quality addresses the completeness and richness of the output. Our benchmark, MMDocRAG, adopts established metrics such as fluency, image-text coherence, and content quality. Additionally, we incorporate BLEU [53] and ROUGE-L [36] scores to quantitatively assess the semantic similarity between generated and gold answers.

However, existing benchmarks largely focus on end-to-end multimodal generation, and often overlook evaluation settings specific to the Multimodal RAG (see Section 5) paradigm, which requires models to read, select, and integrate multimodal evidence. To address this gap, our work extends multimodal generation evaluation to the RAG setting by: (i) introducing quantitative F<sub>1</sub>-based metrics for image and text quote selection, and (ii) incorporating RAG-specific criteria such as citation quality, reasoning logic, and factuality. As a result, MMDocRAG offers a more balanced and reliable framework for evaluating multimodal RAG, ensuring thorough assessment of both generative and retrieval-augmented capabilities.



## A.2 Evaluation Metrics: details and implementations

To comprehensively evaluate model performance in multimodal Retrieval-Augmented Generation (RAG), we employ a combination of automatic and LLM-as-judge metrics covering quote selection accuracy, surface-level answer similarity, and qualitative answer quality.

**1. Quote Selection Metrics.** We explicitly measure the model’s ability to select appropriate evidence by computing precision, recall, and  $F_1$  scores for both text and image quotes. Formally, given a predicted set of quotes  $\mathcal{P}$  (either image or text) and the ground truth set  $\mathcal{G}$ , we define:

$$\text{Precision} = \frac{|\mathcal{P} \cap \mathcal{G}|}{|\mathcal{P}|}, \quad \text{Recall} = \frac{|\mathcal{P} \cap \mathcal{G}|}{|\mathcal{G}|}, \quad F_1 = 2 \cdot \frac{\text{Precision} \times \text{Recall}}{\text{Precision} + \text{Recall}} \quad (1)$$

We extract quotes from the model’s answer using regular expressions (e.g., text quotes indicated by “[i]” and image quotes by “” patterns).  $F_1$  is calculated separately for text and image quotes, then averaged to yield an overall quote selection  $F_1$ . This directly benchmarks the model’s capability to differentiate gold evidence from noisy quotes.

**2. Surface-level Similarity Metrics.** To assess how closely model-generated answers match the reference answers in content, we employ BLEU and ROUGE-L, two widely-used surface-level (lexical) similarity metrics: (i) **BLEU** (Bilingual Evaluation Understudy) computes  $n$ -gram overlap between the generated text  $C$  and reference text  $R$ . For a maximum  $n$ -gram length  $N$ , BLEU is computed by:

$$\text{BLEU} = BP \cdot \exp \left( \sum_{n=1}^N w_n \log p_n \right), \quad \text{where } BP = \begin{cases} 1, & \text{if } c > r \\ \exp \left( 1 - \frac{r}{c} \right), & \text{if } c \leq r \end{cases} \quad (2)$$

where  $p_n$  is the modified precision for  $n$ -grams,  $w_n$  is the weight for each  $n$  (often  $\frac{1}{N}$ ), and  $BP$  is a brevity penalty accounting for length mismatch. (ii) **ROUGE-L** (Recall-Oriented Understudy for Gisting Evaluation) focuses on the Longest Common Subsequence (LCS) between the generated and reference answers. ROUGE-L combines recall and precision using:

$$\text{ROUGE-L} = \frac{(1 + \beta^2) \cdot R_{LCS} \cdot P_{LCS}}{R_{LCS} + \beta^2 P_{LCS}}, \quad P_{LCS} = \frac{LCS(\text{Gen}, \text{Ref})}{|\text{Gen}|}, \quad R_{LCS} = \frac{LCS(\text{Gen}, \text{Ref})}{|\text{Ref}|} \quad (3)$$

where  $R_{LCS}$  and  $P_{LCS}$  are the recall and precision based on LCS length, and  $|\cdot|$  refers to the length of generated or reference answer.  $\beta$  is typically set to favor recall ( $\beta = 1.2$  by default).

While effective for surface-level comparison, both BLEU and ROUGE-L are limited in capturing deeper semantic or cross-modal relationships, especially in long or highly interleaved multimodal contexts. We supplement them with task-specific metrics and human-aligned evaluation.

**3. LLM-as-Judge Evaluation Criteria.** For qualitative assessment, we utilize large language models to score generated answers on five key aspects:

- **Fluency:** Assesses grammatical correctness, readability, and natural flow. High fluency indicates the response is smooth and easy to follow.
- **Citation Quality:** Evaluates the correctness and contextual appropriateness of both image and text citations, ensuring that references effectively support the narrative.
- **Text-Image Coherence:** Measures the integration and consistency between textual and visual information. The answer should present images and text in a synergistic manner.
- **Reasoning Logic:** Examines the logical structure, clarity of argument, and progression from evidence to conclusion.
- **Factuality:** Ensures the answer is factually accurate, aligning with the underlying evidence provided in the ground-truth answer.

Each criterion is scored independently to promote thorough and unbiased qualitative judgment, providing a nuanced view of answer quality beyond automated metrics. Refer to Figure 21 for the detailed prompt used for LLM-as-Judge evaluation.

Method		In-token Usage			Overall Quote F <sub>1</sub>			Answer Avg.			
Multimodal (MM)	Pure-Text (PT)	MM	PT	Δ%	MM	PT	Δ%	MM	PT	Δ%	
Use the <b>same VLM</b> to process both multimodal and pure-text inputs.											
Gemini-1.5-Pro		2.8k	2.8k	+0.0	63.3	57.8	-8.7	3.03	2.83	-6.6	
Gemini-2.0-Pro		2.8k	2.8k	+0.0	65.1	63.5	-2.5	3.29	3.50	+6.4	
Gemini-2.0-Flash		2.8k	2.8k	+0.0	62.9	56.0	-11.0	3.08	3.19	+3.6	
Gemini-2.0-Flash-Think		2.8k	2.8k	+0.0	68.9	62.2	-9.7	3.61	3.51	-2.8	
Gemini-2.5-Pro		2.7k	2.7k	+0.0	68.1	66.6	-2.2	3.95	3.84	-2.8	
Gemini-2.5-Flash		2.7k	2.7k	+0.0	64.6	61.1	-5.4	3.74	3.55	-5.1	
Claude-3.5-Sonnet		5.5k	2.9k	-47.3	65.2	61.6	-5.5	3.64	3.63	-0.3	
GPT-4o-mini		6.8k	2.6k	-61.8	60.4	59.9	-0.8	3.63	3.69	+1.7	
GPT-4o		4.6k	2.6k	-43.5	65.6	64.1	-2.3	3.76	3.73	-0.8	
GPT-4.1-nano		9.5k	2.5k	73.7	34.9	45.1	+29.2	3.23	3.46	+7.1	
GPT-4.1-mini		6.7k	2.5k	-62.7	65.1	63.7	-2.2	3.95	3.90	-1.3	
GPT-4.1		4.6k	2.5k	-45.7	72.6	70.6	-2.8	4.16	4.06	-2.4	
Llama4-Scout-17Bx16E		7.8k	2.5k	-67.9	48.5	52.8	+8.9	3.19	3.17	-0.6	
Llama4-Mave-17Bx128E		7.8k	2.5k	-67.9	61.9	63.0	+1.8	3.65	3.57	-2.2	
InternVL3-8B		11.2k	2.7k	-75.9	41.4	52.7	+27.3	3.04	3.19	+4.9	
InternVL3-9B		11.2k	3.0k	-73.2	53.1	48.1	-9.4	3.19	3.34	+4.7	
InternVL3-14B		11.2k	2.7k	-75.9	52.5	51.4	-2.1	3.33	3.50	+5.1	
InternVL3-38B		11.2k	2.7k	-75.9	56.5	57.3	+1.4	3.46	3.62	+4.6	
InternVL3-78B		11.2k	2.7k	-75.9	62.5	59.3	-5.1	3.65	3.56	-2.5	
Use <b>separate VLM/LLM</b> to process multimodal and pure-text inputs, respectively.											
Qwen-VL-Plus		Qwen-Plus	5.0k	2.7k	-46.0	27.2	59.1	+117.3	2.43	3.62	+49.0
Qwen-VL-Max		Qwen-Max	5.0k	2.7k	-46.0	50.7	61.9	+22.1	3.36	3.77	+12.2
QVQ-Max		QwQ-32B	4.7k	2.7k	-42.6	25.8	52.0	+101.6	2.44	3.64	+49.2
Qwen2.5-VL-7B		Qwen2.5-7B	5.0k	2.7k	-46.0	23.0	48.4	+110.4	2.62	3.37	+28.6
Qwen2.5-VL-32B		Qwen2.5-32B	4.9k	2.7k	-44.9	39.8	63.0	+58.3	3.76	3.68	-2.1
Qwen2.5-VL-72B		Qwen2.5-72B	5.0k	2.7k	-46.0	60.0	62.9	+4.8	3.49	3.76	+7.7

Table 8: Using **15 quotes** for multimodal generation.  $\Delta\%$  is calculated by values (PT-MM)/MM and displayed in percentage.

Metric Method		Tokens		Quote Selection							Multimodal Answer Quality								
		In	Out	Image Quotes			Text Quotes		F <sub>1</sub>	Bleu	Rou-geL	Flu-ency	Cite Qlty.	Txt-Im Coher.	Reas. Logic	Fact-uality	Avg		
Prec	Rec	F <sub>1</sub>	Prec	Rec	F <sub>1</sub>														
15 Quotes	Qwen3-4B	2.7k	1057	74.1	67.9	70.9	37.2	45.5	40.9	59.8	0.139	0.301	4.27	3.16	3.67	3.50	3.47	3.61	
	- Disabled	2.7k	271	67.5	66.6	67.1	34.9	38.8	36.8	55.5	0.147	0.306	3.91	2.78	3.08	2.94	2.90	3.12	
	Qwen3-8B	2.7k	992	77.9	72.9	75.3	38.7	61.0	47.3	64.0	0.140	0.303	4.15	3.13	3.57	3.40	3.32	3.51	
	- Disabled	2.7k	286	72.2	71.7	72.0	31.7	48.4	38.3	58.1	0.149	0.308	4.11	2.98	3.33	3.12	3.09	3.33	
	Qwen3-14B	2.7k	891	77.8	69.9	73.7	39.3	58.4	47.0	62.2	0.143	0.307	4.29	3.25	3.66	3.59	3.47	3.65	
	- Disabled	2.7k	344	77.2	67.3	72.0	33.8	61.2	43.6	57.9	0.150	0.296	4.37	3.21	3.57	3.45	3.42	3.60	
	Qwen3-30B-A3B	2.7k	949	78.6	72.9	75.7	40.1	64.8	49.5	64.8	0.149	0.308	4.24	3.19	3.66	3.54	3.47	3.62	
	- Disabled	2.7k	378	72.4	70.8	71.6	34.8	52.6	41.9	58.6	0.155	0.305	4.27	3.16	3.49	3.34	3.33	3.52	
20 Quotes	Qwen3-4B	3.6k	1072	68.5	64.4	66.4	36.1	46.7	40.7	58.2	0.139	0.301	4.25	3.13	3.57	3.55	3.40	3.58	
	- Disabled	3.6k	271	61.4	59.8	60.6	31.1	35.1	33.0	51.1	0.144	0.304	3.91	2.71	3.11	3.00	2.96	3.14	
	Qwen3-8B	3.6k	1018	71.3	67.5	69.4	34.4	60.1	43.8	59.7	0.138	0.302	4.15	3.13	3.57	3.40	3.32	3.51	
	- Disabled	3.6k	337	66.9	66.5	66.7	28.7	46.8	35.5	54.9	0.142	0.301	4.01	2.88	3.35	3.16	3.06	3.29	
	Qwen3-14B	3.6k	920	73.0	64.9	68.7	36.4	57.3	44.5	59.9	0.142	0.305	4.29	3.25	3.66	3.59	3.47	3.65	
	- Disabled	3.6k	352	72.0	59.9	65.4	32.2	61.0	42.1	54.5	0.147	0.296	4.31	3.10	3.56	3.49	3.38	3.57	
	Qwen3-30B-A3B	3.6k	969	72.5	68.2	70.3	36.7	61.1	45.9	61.4	0.147	0.305	4.22	3.23	3.68	3.49	3.40	3.60	
	- Disabled	3.6k	401	65.0	62.5	63.7	31.2	48.3	37.9	53.6	0.151	0.303	4.25	3.08	3.51	3.44	3.35	3.52	
Qwen-QVQ-Max	6.8k	1137	63.5	6.8	12.2	34.0	13.2	19.1	12.3	0.106	0.290	4.53	2.44	2.77	3.61	3.45	3.36		
- Disabled	6.8k	1129	57.6	10.6	17.9	25.3	45.4	32.4	23.6	0.064	0.180	3.42	2.95	3.23	3.01	3.31	3.18		

Table 9: Thinking vs Non-thinking: full results on model performance by enabling and disabling thinking before final multimodal generation. The rows marked with “- Disabled” refer to disabling thinking mode.

Method		Out-token Usage			Overall Quote F <sub>1</sub>			Answer Avg.			
Yes-Think   No-Think		Yes	No	Δ%	Yes	No	Δ%	Yes	No	Δ%	
15 Quotes	Use the <b>same model</b> to generate thinking and non-thinking outputs.										
	Qwen3-4B		1057	271	-74.4	59.8	55.5	-7.2	3.61	3.12	-13.6
	Qwen3-8B		992	286	-71.2	64.0	58.1	-9.2	3.51	3.33	-5.1
	Qwen3-14B		891	344	-61.4	62.2	57.9	-6.9	3.65	3.60	-1.4
	Qwen3-30B-A3B		949	378	-60.2	64.8	58.6	-9.6	3.62	3.52	-2.8
20 Quotes	Qwen3-4B		1072	271	-74.7	58.2	51.1	-12.2	3.58	3.14	-12.3
	Qwen3-8B		1018	337	-66.9	59.7	54.9	-8.0	3.51	3.29	-6.3
	Qwen3-14B		920	352	-61.7	59.9	54.5	-9.0	3.65	3.57	-2.2
	Qwen3-30B-A3B		969	401	-58.6	61.4	53.6	-12.7	3.60	3.52	-2.2
	Qwen-QVQ-Max		1137	1129	-0.7	12.3	23.6	+91.9	3.36	3.18	-5.4
15 Quotes	Use <b>separate models</b> to generate thinking and non-thinking outputs, respectively.										
	Deepseek-R1	Deepseek-V3	953	239	-74.9	62.1	64.6	+4.0	3.50	3.75	+7.1
	R1-Distill-Qwen-32B	Qwen2.5-32B	737	316	-57.1	54.2	63.0	+16.2	3.57	3.68	+3.1
	R1-Distill-Llama-70B	Llama3-70B	685	434	-36.6	52.8	58.5	+10.8	3.17	3.14	-0.9
	QwQ-Plus	Qwen-Plus	1369	306	-77.6	61.9	59.1	-4.5	3.77	3.62	-4.0
	QVQ-Max	Qwen-VL-Max	1152	201	-82.6	11.6	50.7	+337.1	3.36	2.43	-27.7
	GPT-o3-mini	GPT-4o-mini	618	392	-36.6	59.3	59.9	+1.0	3.11	3.69	+18.6
	Qwen3-4B	Qwen2.5-3B	1057	422	-60.1	59.8	29.7	-50.3	3.61	2.98	-17.5
	Qwen3-8B	Qwen2.5-7B	992	304	-69.4	64.0	48.4	-24.4	3.51	3.37	-4.0
	Qwen3-14B	Qwen2.5-14B	891	356	-60.0	62.2	59.6	-4.2	3.65	3.50	-4.1
20 Quotes	Qwen3-32B	Qwen2.5-32B	884	316	-64.3	56.5	63.0	+11.5	3.63	3.68	+1.4
	Qwen3-235B-A22B	Qwen2.5-72B	1068	367	-65.6	62.9	62.9	+0.0	3.75	3.76	+0.3
	Deepseek-R1	Deepseek-V3	930	234	-74.8	59.4	61.1	+2.9	3.48	3.74	+7.5
	R1-Distill-Qwen-32B	Qwen2.5-32B	731	320	-56.2	58.9	44.8	-23.9	3.34	3.63	+8.7
	R1-Distill-Llama-70B	Llama3-70B	680	430	-36.8	55.6	51.0	-8.3	3.50	3.24	-7.4
	QwQ-Plus	Qwen-Plus	1266	316	-75.0	59.6	55.4	-7.0	3.63	3.63	+0.0
	QVQ-Max	Qwen-VL-Max	1137	206	-81.9	12.3	46.8	+280.5	3.36	3.35	-0.3
	GPT-o3-mini	GPT-4o-mini	623	394	-36.8	57.0	56.6	-0.7	3.10	3.70	+19.4
	Qwen3-4B	Qwen2.5-3B	1072	415	-61.3	58.2	25.0	-57.0	3.58	2.94	-17.9
	Qwen3-8B	Qwen2.5-7B	1018	302	-70.3	59.7	45.8	-23.3	3.51	3.34	-4.8
Qwen3-14B	Qwen2.5-14B	920	362	-60.7	59.9	54.7	-8.7	3.65	3.49	-4.4	
Qwen3-32B	Qwen2.5-32B	917	320	-65.1	54.5	58.9	+8.1	3.61	3.63	+0.6	
Qwen3-235B-A22B	Qwen2.5-72B	1052	380	-63.9	59.5	59.1	-0.7	3.77	3.75	-0.5	

Table 10: Comparative results between scores achieved via thinking and non-thinking based generation.  $\Delta\%$  is calculated by values (No-Yes)/No and displayed in percentage.

## B Supplementary Experimental Results

### B.1 Main results by using 15 quotes for Multimodal Generation

We conduct experiments on two main settings: using 15 or 20 quotes for multimodal RAG. However, due to limited pages, we include the results of 60 off-the-shelf and 5 finetuned models using 15 quotes in Figure 3.

Moreover, we report the performance difference of models by using 15 quotes as either multimodal or pure-text input sequence, as shown in Figure 8. This serves as extended experimental results to complement the comparison and analysis in Section 4.4 (Multimodal vs Pure-text Quotes). Observe that the performance difference on 15 and 20 quotes exhibit similar patterns. It is interesting to note for advanced proprietary VLMs that the degradation switching to pure-text quotes become larger in quotes-15 setting, indicating current advanced proprietary VLMs become much smarter by taking less image quotes in its inputs. Similarly for open-source and smaller proprietary VLMs, the performance increase by switching to pure-text quotes become smaller in quotes-15 setting.

### B.2 Comprehensive Results and Comparison Between Thinking and Non-Thinking Modes

**Thinking mode** refers to settings in which the model performs step-by-step reasoning before generating a final answer [56], making it well-suited for complex tasks requiring deeper reasoning. In contrast, **non-thinking mode** directs the model to provide rapid, near-instant responses, which is preferable for simple questions where speed is prioritized over depth. As discussed in Section 4.3, models operating in thinking mode generally consume significantly more output tokens and often yield inferior results compared to their non-thinking counterparts. Table 9 details the performance of

the models with thinking mode enabled and disabled. Table 10 further compares model performance with explicit reasoning (thinking) and direct answering (non-thinking), using either the same model or closely matched variants. Our main findings are as follows:

- **Output token efficiency.** Disabling thinking mode typically reduces output token consumption by 50% to 80%, indicating that step-by-step reasoning substantially increases both the length of generated sequences and response latency.
- **Significance for reasoning-centered models.** For models explicitly trained for reasoning (*e.g.*, the Qwen3 series), disabling thinking mode consistently degrades performance.
- **Comparison of model series.** Deepseek-R1 underperforms compared to their non-thinking counterpart (*i.e.*, Deepseek-V3). Among Qwen models, smaller Qwen3 variants (4–14B) outperform Qwen2.5 models at comparable sizes, whereas larger Qwen3 models (>32B) are outperformed by their Qwen2.5 counterparts (32–72B).
- **R1-style post-training strategies.** The post-training strategy adopted by Deepseek-R1, which combines Supervised Fine-Tuning (SFT) and Group Robust Policy Optimization (GRPO) [64], can be effectively applied to models such as Qwen2.5-32B and Llama3-70B to enhance performance in multimodal generation tasks.
- **Multimodal Reasoning.** Different from other thinking models, Qwen-QVQ-Max performs reasoning based on multimodal inputs. By disabling thinking mode, QVQ-Max generates almost same amount of output tokens, achieving significant performance increase on quotes selection.

Metric Method		Tokens		Quote Selection						Multimodal Answer Quality									
		In	Out	Image Quotes			Text Quotes			F <sub>1</sub>	Bleu	Rou-geL	Flu-ency	Cite Qty.	Txt-Im Coher.	Reas. Logic	Fact-uality	Avg	
15 Quotes	Qwen2.5-7B-Inst	2.7k	304	72.3	51.0	59.8	36.6	28.8	32.3	48.4	0.160	0.311	4.25	2.99	3.31	3.25	3.06	3.37	
	- Using OCR-text	2.4k	304	56.3	44.3	49.6	32.3	28.9	30.5	40.4	0.136	0.288	4.08	2.86	3.02	3.11	2.67	3.15	
	Llama3.1-8B-Inst	2.6k	423	62.2	60.0	61.1	27.6	42.9	33.6	46.0	0.116	0.257	4.26	2.95	3.22	3.16	3.07	3.33	
	- Using OCR-text	2.2k	430	50.9	54.0	52.4	25.3	46.4	32.7	40.4	0.098	0.238	4.11	2.63	3.20	3.07	2.93	3.19	
	Llama3.3-70B-Inst	2.7k	434	59.8	<b>89.8</b>	71.8	32.2	<u>70.4</u>	44.2	58.5	0.120	0.263	3.73	2.72	3.10	2.98	3.18	3.14	
	- Using OCR-text	2.2k	408	53.9	79.0	64.1	30.4	<b>72.3</b>	42.8	53.6	0.114	0.258	3.64	2.75	3.01	2.87	3.13	3.08	
	Qwen2.5-72B-Inst	2.7k	367	<b>80.7</b>	67.1	<b>73.3</b>	<b>42.1</b>	50.9	46.1	62.9	<b>0.175</b>	<u>0.326</u>	<u>4.50</u>	3.39	<b>3.73</b>	<b>3.65</b>	3.53	<u>3.76</u>	
	- Using OCR-text	2.4k	358	75.1	58.3	65.7	37.2	58.6	45.5	57.1	0.152	0.302	4.33	3.24	3.11	3.58	3.49	3.55	
	Qwen-Max	2.7k	406	<u>76.9</u>	72.0	74.4	41.9	53.7	47.1	61.9	0.168	0.319	4.42	<b>3.46</b>	<b>3.74</b>	<u>3.64</u>	3.59	<b>3.77</b>	
	- Using OCR-text	2.4k	380	71.1	61.1	65.7	40.2	58.9	47.8	57.0	0.150	0.299	4.29	3.37	3.55	3.49	3.48	3.63	
	Deepseek-V3	2.7k	239	76.0	76.9	<u>76.5</u>	41.5	63.8	<b>50.3</b>	<b>64.6</b>	<u>0.173</u>	<b>0.341</b>	<b>4.54</b>	3.33	<u>3.74</u>	3.63	3.54	3.75	
	- Using OCR-text	2.3k	228	70.9	69.6	70.2	38.6	66.3	<u>48.8</u>	59.5	0.150	0.316	4.49	3.23	3.70	3.56	3.44	3.68	
	Gemini-2.0-Pro	2.8k	307	75.7	79.2	<b>77.4</b>	38.5	64.4	48.2	63.5	0.161	0.302	4.13	3.05	3.56	3.31	3.45	3.50	
	- Using OCR-text	2.4k	270	71.5	78.6	74.9	38.3	63.9	47.9	62.0	0.146	0.292	4.08	2.85	3.44	3.33	3.37	3.41	
	Gemini-2.0-Flash-TK	2.8k	270	76.5	73.3	74.9	38.8	62.3	47.8	62.2	0.132	0.270	4.13	3.07	3.63	3.30	3.43	3.51	
- Using OCR-text	2.4k	252	73.4	72.5	73.0	39.7	62.9	48.7	61.4	0.124	0.266	4.10	3.04	3.57	3.22	3.36	3.46		
GPT-4o	2.6k	386	70.9	<u>80.3</u>	75.3	40.3	61.4	48.7	<u>64.1</u>	0.156	0.307	4.33	<u>3.41</u>	3.67	3.60	<b>3.64</b>	3.73		
- Using OCR-text	2.2k	423	63.8	76.1	69.4	35.0	69.2	46.5	<u>59.4</u>	0.129	0.274	4.15	3.37	3.55	3.58	<u>3.60</u>	3.65		
20 Quotes	Qwen2.5-7B-Inst	3.6k	302	66.5	45.5	54.0	36.2	28.2	31.7	45.8	0.159	0.313	4.27	2.93	3.21	3.22	3.07	3.34	
	- Using OCR-text	3.1k	302	50.0	38.5	43.5	30.5	26.6	28.4	37.1	0.134	0.287	4.16	2.78	2.94	3.08	2.77	3.15	
	Llama3.1-8B-Inst	3.4k	435	54.1	51.8	52.9	24.1	38.1	29.5	41.0	0.112	0.254	4.17	2.88	3.15	3.08	2.99	3.25	
	- Using OCR-text	2.8k	445	45.0	46.5	45.7	22.9	41.2	29.5	36.0	0.093	0.235	4.09	2.67	3.08	3.10	2.88	3.16	
	Llama3.3-70B-Inst	3.4k	430	54.3	<b>82.5</b>	65.5	30.6	64.3	41.5	55.6	0.120	0.264	3.93	2.72	3.17	3.11	3.26	3.24	
	- Using OCR-text	2.8k	404	51.1	74.3	60.6	29.1	<b>68.9</b>	40.9	51.7	0.113	0.257	3.77	2.80	3.03	2.93	3.10	3.13	
	Qwen2.5-72B-Inst	3.6k	380	<b>76.5</b>	62.1	68.5	<u>38.8</u>	49.2	43.4	59.1	<b>0.173</b>	<u>0.324</u>	<u>4.48</u>	<u>3.41</u>	<u>3.71</u>	<b>3.64</b>	3.53	<u>3.75</u>	
	- Using OCR-text	3.1k	364	68.2	53.0	59.7	36.0	57.7	44.3	53.3	0.151	0.300	4.27	3.18	3.06	3.60	3.41	3.50	
	Qwen-Max	3.6k	426	71.7	66.9	69.3	<b>39.7</b>	51.5	44.8	58.9	0.165	0.315	4.42	<b>3.47</b>	3.71	<u>3.64</u>	<u>3.59</u>	<b>3.77</b>	
	- Using OCR-text	3.1k	383	65.6	55.2	59.9	36.8	55.3	44.2	52.5	0.148	0.298	4.25	3.40	3.44	3.55	3.50	3.62	
	Deepseek-V3	3.4k	234	70.8	73.4	72.1	37.3	59.8	<u>45.9</u>	<u>61.1</u>	<u>0.171</u>	<b>0.338</b>	<b>4.57</b>	3.31	<b>3.74</b>	3.62	3.47	3.74	
	- Using OCR-text	2.9k	228	65.6	66.0	65.8	35.8	63.4	45.7	56.9	0.149	0.318	4.40	3.17	3.55	3.42	3.40	3.59	
	Gemini-2.0-Pro	3.6k	307	71.7	81.4	<b>76.3</b>	36.7	61.3	45.9	<b>62.8</b>	0.164	0.308	4.13	3.08	3.56	3.34	3.46	3.51	
	- Using OCR-text	3.1k	276	66.9	75.3	70.9	36.5	61.4	45.8	59.6	0.144	0.291	3.99	2.75	3.28	3.26	3.30	3.32	
	Gemini-2.0-Flash-TK	3.6k	275	<u>72.0</u>	73.6	<u>72.8</u>	37.4	60.5	<b>46.2</b>	61.0	0.133	0.272	4.14	3.04	3.54	3.27	3.35	3.47	
- Using OCR-text	3.1k	256	67.8	68.8	68.3	36.4	58.8	44.9	57.7	0.123	0.265	4.05	3.00	3.48	3.17	3.33	3.41		
GPT-4o	3.4k	353	66.9	67.1	67.0	37.0	57.2	44.9	57.2	0.160	0.313	4.29	3.37	3.65	3.56	3.59	3.69		
- Using OCR-text	2.8k	419	57.1	72.3	63.8	32.7	<u>65.5</u>	43.6	56.8	0.129	0.276	4.10	3.38	3.23	3.56	<b>3.67</b>	3.59		

Table 11: Quotes as Text: full results on model performance by using OCR-text and VLM-text. The rows marked with “- Using OCR-text” refer to using OCR-text to represent image quotes, and otherwise VLM-text.

### B.3 Full results by using OCR and LLM text

In section 4.5, we analyze the performance difference by using OCR-text and VLM-text. The complete results (with more fine-grained scores breakdown) of quote selection and interleaved answer generation is illustrated in Figure 11.

### B.4 Fine-grained Results by Document Domains

As illustrated in Figure 8, different models exhibit distinct performance patterns across various document types. Our findings include:

- All models achieve the highest performance in the "Workshop" and "Others" categories. This is attributed to the typically simpler images in "Workshop" documents, which often resemble PowerPoint presentations with single elements. In contrast, models perform worst on the "Brochure" category, due to the prevalence of complex images and non-textual information.
- Advanced VLMs consistently achieve higher and more balanced scores across document types, especially in "Brochure" and "Academic" categories. This indicates that VLMs possess a greater capacity to integrate visual content, while LLMs, limited by reliance on image descriptions, underperform in visually complex settings.
- Answer quality shows a positive correlation with the  $F_1$  score of quotes selection, especially in the "Brochure" and "Workshop" categories. The  $F_1$  score largely reflects image understanding and evidence selection, whereas answer quality measures the model's generation ability based on the selected evidence.
- The GPT series exhibit balanced performance across both quote selection and answer quality. Gemini and Claude models excel in quote selection but lag in answer quality, suggesting a relative strength in reasoning over generation. In the Qwen series, the LLM with 72B parameters performs well, but its VLM counterpart shows a notable drop, indicating that visual processing remains a challenge for this series.





Figure 8: The fine-grained (by document domains) results of 8 representative large models in two settings: using 20 quotes as either pure-text or interleaved manner. We show the  $F_1$  score of quotes selection (ranging from 40 to 70) and answer quality (ranging from 3.0 to 4.0).

	Model	Parameters		Image Support	Model Checkpoint or Identifier
		Total	Active		
Open-source Models	Qwen2.5-3B-Instruct [59]	3B	-	✗	Qwen/Qwen2.5-3B-Instruct
	Qwen2.5-7B-Instruct [59]	7B	-	✗	Qwen/Qwen2.5-7B-Instruct
	Qwen2.5-14B-Instruct [59]	14B	-	✗	Qwen/Qwen2.5-14B-Instruct
	Qwen2.5-32B-Instruct [59]	32B	-	✗	Qwen/Qwen2.5-32B-Instruct
	Qwen2.5-72B-Instruct [59]	72B	-	✗	Qwen/Qwen2.5-72B-Instruct
	Qwen2.5-VL-7B-Instruct [3]	7B	-	✓	Qwen/Qwen2.5-VL-7B-Instruct
	Qwen2.5-VL-32B-Instruct [3]	32B	-	✓	Qwen/Qwen2.5-VL-32B-Instruct
	Qwen2.5-VL-72B-Instruct [3]	72B	-	✓	Qwen/Qwen2.5-VL-72B-Instruct
	Qwen-QVQ-72B-Preview [58]	72B	-	✓	Qwen/QVQ-72B-Preview
	Qwen3-4B [56]	4B	-	✗	Qwen/Qwen3-4B
	Qwen3-8B [56]	8B	-	✗	Qwen/Qwen3-8B
	Qwen3-14B [56]	14B	-	✗	Qwen/Qwen3-14B
	Qwen3-32B [56]	32B	-	✗	Qwen/Qwen3-32B
	Qwen3-30B-A3B [56]	30B	3B	✗	Qwen/Qwen3-30B-A3B
	Qwen3-235B-A22B [56]	235B	22B	✗	Qwen/Qwen3-235B-A22B
	Llama3.2-3B-Instruct [25]	3B	-	✗	meta-llama/Llama-3.2-3B-Instruct
	Llama3.1-8B-Instruct [25]	8B	-	✗	meta-llama/Llama-3.1-8B-Instruct
	Llama3.3-70B-Instruct [25]	70B	-	✗	meta-llama/Llama-3.3-70B-Instruct
	Llama-4-Scout-17B-16E-Instruct [45]	109B	17B	✓	meta-llama/Llama-4-Scout-17B-16E
	Llama-4-Maverick-17B-128E-Instruct [45]	400B	17B	✓	meta-llama/Llama-4-Maverick-17B-128E-Instruct
	Mistral-7B-Instruct [29]	7B	-	✗	mistralai/Mistral-7B-Instruct-v0.2
	Mistral-Small-24B-Instruct [47]	24B	-	✗	mistralai/Mistral-Small-24B-Instruct-2501
	Mixtral-8x7B-Instruct [30]	46.7B	12.9B	✗	mistralai/Mixtral-8x7B-Instruct-v0.1
	Deepseek-V3 [12]	671B	37B	✗	deepseek-ai/DeepSeek-V3
	Deepseek-R1 [13]	671B	37B	✗	deepseek-ai/DeepSeek-R1
	DeepSeek-R1-Distill-Qwen-32B [13]	32B	-	✗	deepseek-ai/DeepSeek-R1-Distill-Qwen-32B
	DeepSeek-R1-Distill-Llama-70B [13]	70B	-	✗	deepseek-ai/DeepSeek-R1-Distill-Llama-70B
	Janus-Pro-7B [6]	7B	-	✓	deepseek-ai/Janus-Pro-7B
	MiniCPM-o-2.6-8B [79]	8B	-	✓	openbmb/MiniCPM-o-2_6
	InternVL2.5-8B [7]	8B	-	✓	OpenGVLab/InternVL2_5-8B
	InternVL2.5-26B [7]	26B	-	✓	OpenGVLab/InternVL2_5-26B
	InternVL2.5-38B [7]	38B	-	✓	OpenGVLab/InternVL2_5-38B
	InternVL2.5-78B [7]	78B	-	✓	OpenGVLab/InternVL2_5-78B
	InternVL3-8B [82]	8B	-	✓	OpenGVLab/InternVL3-8B
	InternVL3-9B [82]	9B	-	✓	OpenGVLab/InternVL3-9B
	InternVL3-14B [82]	14B	-	✓	OpenGVLab/InternVL3-14B
	InternVL3-38B [82]	38B	-	✓	OpenGVLab/InternVL3-38B
	InternVL3-78B [82]	78B	-	✓	OpenGVLab/InternVL3-78B
Proprietary Models	Qwen-Plus [57]	-	-	✗	qwen-plus-2025-01-25
	Qwen-Max [57]	-	-	✗	qwen-max-2025-01-25
	Qwen-VL-Plus [54]	-	-	✓	qwen-vl-plus-2025-01-25
	Qwen-VL-Max [54]	-	-	✓	qwen-vl-max-2025-01-25
	Qwen-QVQ-Max [58]	-	-	✓	qvq-max-2025-03-25
	Qwen-QwQ-Plus [55]	-	-	✓	qwq-plus-2025-03-05
	Gemini-1.5-Pro [24]	-	-	✓	gemini-1.5-pro
	Gemini-2.0-Pro [23]	-	-	✓	gemini-2.0-pro-exp-02-05
	Gemini-2.0-Flash [21]	-	-	✓	gemini-2.0-flash-exp
	Gemini-2.0-Flash-Thinking [22]	-	-	✓	gemini-2.0-flash-thinking-exp
	Gemini-2.5-Pro [20]	-	-	✓	gemini-2.5-pro-preview-03-2
	Gemini-2.5-Flash [19]	-	-	✓	gemini-2.5-flash-preview-04-17
	Claude-3.5-Sonnet [2]	-	-	✓	claude-3-5-sonnet-20241022
	Grok-3-mini-beta [74]	-	-	✗	grok-3-beta-mini
	Grok-3-beta [74]	-	-	✗	grok-3-beta
	GPT-4-turbo [48]	-	-	✗	gpt-4-turbo-2024-04-09
	GPT-4o [49]	-	-	✓	gpt-4o-2024-08-06
	GPT-4o-mini [50]	-	-	✓	gpt-4o-mini-2024-07-18
	GPT-o3-mini [51]	-	-	✗	o3-mini-2025-01-31
	GPT-4.1 [52]	-	-	✓	gpt-4.1-2025-04-14
	GPT-4.1-mini [52]	-	-	✓	gpt-4.1-mini-2025-04-14
	GPT-4.1-nano [52]	-	-	✓	gpt-4.1-nano-2025-04-14

Table 12: Implementation details for Open-source and Proprietary Models

## C Implementation Details

In this Appendix section, we details the implementation details of VLM/LLM inference (Appendix C.1), LLM finetuning (Appendix C.2), Retrievers (Appendix C.3). All related codes and datasets for training and evaluation can be access from <https://github.com/MMDocRAG/MMDocRAG>.

### C.1 Implementation Details of Large Models Inference

We evaluate 60 state-of-the-art large models, including 33 vision-language models (VLMs) that process interleaved text and image inputs, and 27 language models (LLMs) that handle text-only inputs. Specifically, our study covers 38 open-source models: Qwen-2.5 models [3, 59, 73], Qwen-3 models [56], Llama-3 models [25], Llama-4 models [45], DeepSeek models [6, 12, 13], Mistral models [29, 30, 47], InternVL-2.5 models [7], InternVL-3 models [82], and MiniCPM-o-2.6-8B [79]. Additionally, we include 22 proprietary models: Qwen models [54, 57, 58], GPT models [48–52], Gemini models [19–24], Grok3 models [74], and Claude-3.5-Sonnet [2]. We summarize the pre-trained checkpoints available on HuggingFace<sup>3</sup> and official model identifiers of proprietary models in Table 12. Note that Llama-3.2-11B-Vision and Llama-3.2-90B-Vision [46], which do not support taking multiple images in their input sequence, are excluded from our experiments.

**Deployment of Open-source Large Models.** Open-source models are deployed using SWIFT<sup>4</sup>, a scalable and lightweight fine-tuning framework. Alternatively, many open-source models can be accessed via API service providers such as Alibaba Cloud (Bailian)<sup>5</sup> and Deepinfra Platform<sup>6</sup>.

**Multimodal inputs for VLM.** For VLMs, we follow the inference setting described in Section 4.2. Multimodal quotes are provided as interleaved text and image inputs for both quote selection and multimodal answer generation. Prompts are structured using the template illustrated in Figure 19, with all images base64-encoded for input.

**Pure text inputs for LLM and VLM.** For both LLMs and VLMs in pure-text settings, multimodal quotes are converted to textual representations following the process in Section 2.1. This includes using either OCR-derived text or VLM-generated text for images. The prompt template in Figure 20 is applied to consolidate all quotes and questions.

### C.2 Implementation Details of LLM Finetuning

As described in Section 4.2, we finetune five Qwen2.5 LLMs: Qwen2.5-3B-Instruct, Qwen2.5-7B-Instruct, Qwen2.5-14B-Instruct, Qwen2.5-32B-Instruct, and Qwen2.5-72B-Instruct.

**Data Preparation.** Training is conducted on the MMDocRAG development set, comprising 2,055 questions, each annotated with both 15 and 20 quotes. As citation indices<sup>7</sup> differ between settings, corresponding multimodal answers also vary. Combining both settings yields 4,110 training instances, each in the format `<system instruction, user message, response>`. System instructions and user messages are generated from the prompt template in Figure 20, populated with relevant questions and multimodal quotes. The response is the corresponding multimodal answer from MMDocRAG.

**Supervised Finetuning.** Supervised fine-tuning is performed with the SWIFT framework, utilizing memory-efficient methods such as LoRA [26], FlashAttention [11], and DeepSpeed [60]. We set the LoRA rank to 16 and alpha to 32. Given the average input length of 3.6k tokens (see Table 4), the maximum sequence length is set to 8k. Training is performed for one epoch, using gradient accumulation to update LoRA weights every 8 training steps. Our parameter-efficient finetuning can be done using 4 A100 GPUs.

**Inference of Finetuned Model.** Inference with finetuned models is based on the pure-text input setting, as noted in Appendix C.1. Multimodal quotes are converted to text, and the same prompt structure is used for quote selection and multimodal answer generation.

	Model	Dimension	Base Model	HuggingFace Checkpoint
Text	DPR [31]	768	BERT-base [14]	facebook/dpr-ctx_encoder-multiset-base
	ColBERT [32]	$N_{\text{tok}} \times 768$	BERT-base [14]	facebook/dpr-question_encoder-multiset-base
	Contriever [28]	768	BERT-base [14]	colbert-ir/colbertv2.0
	E5 [72]	1,024	BERT-large [14]	facebook/contriever-msmarco
	BGE [77]	1,024	RetroMAE [76]	intfloat/e5-large-v2
	GTE [35]	1,024	BERT-large [14]	BAAI/bge-large-en-v1.5
Visual	DSE <sub>wiki-ss</sub> [40]	3,072	Phi-3-Vision [1]	thenlper/gte-large
	DSE <sub>docmatix</sub> [40]	3,072	Phi-3-Vision [1]	tevatron/dse-phi3-v1.0
	ColPali [17]	$N_{\text{tok}} \times 1,024$	PaliGemma [4]	tevatron/dse-phi3-docmatix-v2
	ColQwen [17]	$N_{\text{tok}} \times 1,024$	Qwen2-VL [54]	vidore/colpali
				vidore/colqwen2-v0.1

Table 13: Implementation details for Text and Vision Retrieval Models

### C.3 Implementation Details of Retriever

**Text Retrieval: Introduction.** Text retrieval methods are typically categorized into sparse and dense retrieval. Sparse retrievers, such as TF-IDF [63] and BM25 [62], compute relevance based on word frequency statistics, with BM25 adding nonlinear frequency saturation and length normalization. Dense retrievers represent content as vectors: DPR [31] is a pioneering work for QA tasks; ColBERT [32] enables efficient late interaction for fine-grained question-document matching; Contriever [28] employs contrastive learning to enhance dense representations; E5 [72] and BGE [77] introduce improved training and data strategies; and GTE [35] incorporates graph-based methods for further enhancement. Despite recent progress, most text retrievers overlook valuable visual information that may be embedded in documents.

**Text Retriever: Implementation Details.** In our experiments (section 4), we implement 6 dense text retrievers: DPR [31], ColBERT [32], Contriever [28], E5 [72], BGE [77], and GTE [35]. All models use the BERT WordPiece tokenizer and a maximum sequence length of 512 tokens [14]. We utilize publicly available checkpoints from HuggingFace (see Table 13 for details) and the sentence-transformers library<sup>8</sup> for deploying E5, BGE, and GTE.

**Visual Retrieval: Introduction.** Vision Language Models (VLMs) [1, 4, 7, 59] have enabled the development of visual-driven document retrievers. Recent models such as ColPali [17] and DSE [40] leverage PaliGemma [4] and Phi3-Vision [1] to directly encode document page screenshots for multimodal retrieval. ColPali utilizes fine-grained, token-level question-document interactions similar to ColBERT, while DSE adopts a global dense embedding approach as in DPR. Visual retrievers directly exploit visual content, enabling multimodal retrieval systems to handle non-textual information natively. However, they face challenges with document pages of high resolution due to increased computational and memory requirements for visual token embedding.

**Visual Retriever: Implementation Details.** We implement four visual retrievers: DSE<sub>wiki-ss</sub> [40], DSE<sub>docmatix</sub> [40], ColPali [17], and ColQwen [17]. These models use image tokenizers to convert image quotes into  $14 \times 14$  pixel patches, each corresponding to a visual token. We employ pre-trained checkpoints from HuggingFace, with configuration details listed in Table 13.

**Hybrid Retrieval.** For hybrid text-image retrieval, we pair top-performing text retrievers (BGE and ColBERT) with visual retrievers (ColPali and ColQwen), resulting in four combinations: ColP+ColB, ColP+BGE, ColQ+ColB, and ColQ+BGE. For each combination, we retrieve the top 10, 15, or 20 quotes, with fixed splits (*e.g.*, top 10: 3 images and 7 texts; top 15: 5 images and 10 texts; top 20: 8 images and 12 texts). This approach enables integrated retrieval from both textual and visual content.

<sup>3</sup><https://huggingface.co/>

<sup>4</sup><https://github.com/modelscope/ms-swift>

<sup>5</sup><https://www.alibabacloud.com/>

<sup>6</sup><https://deepinfra.com/>

<sup>7</sup>We shuffle the indices of all quotes, and make sure the indices of gold quotes are evenly distributed.

<sup>8</sup><https://www.sbert.net/>

## D Annotation Examples

In this section, we present 6 annotation examples that illustrate typical multimodal reasoning and integration patterns, which help clarify the construction and use of MMDocRAG. Each annotation includes the following components: question, short answer, a set of noisy image and text quotes, gold quotes, and the final multimodal answer. These examples frequently require reasoning across multiple pages and modalities. The image quotes encompass diverse formats such as figures, charts, tables, and infographics, highlighting the complexity and richness of the multimodal reasoning tasks.

**Question:**  
What percentage of the second largest demographic segment of respondents reported not conducting promotions to customers over Wi-Fi in 2015?

**Short answer:** 85% **Gold quotes:** ['image1', 'image4']

**Multimodal answer:**  
The question asks for the percentage of respondents from the second largest demographic segment who reported not conducting promotions to customers over Wi-Fi in 2015. To determine this, we need to analyze the data provided in the figures:

- Figure 1:** This figure shows the segments of respondents by their industry segment. The segments are:
  - General Merchandise & Specialty: 63%
  - Hospitality: 23%
  - Food, Drug, Conv, Mass: 14%
 From this information, the second largest segment is "Hospitality" at 23%.
- Figure 2:** This figure provides insights into the responses categorized as "Yes" or "No" for conducting promotions over Wi-Fi. For the Hospitality segment:
  - Yes: 15%
  - No: 85%

Combining this information, the second largest demographic segment (Hospitality) reported that 85% of respondents did not conduct promotions to customers over Wi-Fi in 2015. This matches the short answer provided.

**Image quotes:**

**Text quotes:**

{'quote\_id': 'text1', 'type': 'text', 'text': 'Differentiated Use of In-Store Wi-Fi', 'page\_id': 13, 'layout\_id': 47},  
 {'quote\_id': 'text2', 'type': 'text', 'text': 'Leveling the playing field on information up sell opportunities/offers to ...', 'page\_id': 38, 'layout\_id': 142},  
 {'quote\_id': 'text3', 'type': 'text', 'text': 'Survey Responses by Segment applied to average retailer sizes per ...', 'page\_id': 39, 'layout\_id': 145},  
 {'quote\_id': 'text4', 'type': 'text', 'text': 'Wi-Fi Vendor Selection Criteria', 'page\_id': 14, 'layout\_id': 50},  
 {'quote\_id': 'text5', 'type': 'text', 'text': 'Respondent Demographics', 'page\_id': 8, 'layout\_id': 34},  
 {'quote\_id': 'text6', 'type': 'text', 'text': 'Provides customers with a full understanding of bandwidth usage at ...', 'page\_id': 32, 'layout\_id': 123},  
 {'quote\_id': 'text7', 'type': 'text', 'text': 'How does Wi-Fi lend itself to Customer Loyalty and what type of ...', 'page\_id': 35, 'layout\_id': 135},  
 {'quote\_id': 'text8', 'type': 'text', 'text': 'What if your Wi-Fi could feed this information into your Pos...', 'page\_id': 22, 'layout\_id': 90},  
 {'quote\_id': 'text9', 'type': 'text', 'text': 'What if your Wi-Fi could feed this information into your Pos, CRM ...', 'page\_id': 21, 'layout\_id': 80},  
 {'quote\_id': 'text10', 'type': 'text', 'text': 'Are you doing promotions to customers over Wi-Fi?', 'page\_id': 13, 'layout\_id': 48},  
 {'quote\_id': 'text11', 'type': 'text', 'text': 'What if your Wi-Fi could feed this information into your POs, CRM a...', 'page\_id': 20, 'layout\_id': 71},  
 {'quote\_id': 'text12', 'type': 'text', 'text': 'Data analytics, realtime access to a single view of data, information...', 'page\_id': 30, 'layout\_id': 118}}

Figure 9: This example shows a typical multi-image reasoning task that requires synthesizing information from multiple image quotes. The answer is derived solely from visual evidence.

**Question:**

What is the difference in total volume between the rank 1 and rank 19 top albums?

**Short answer:** 1194000

**Gold quotes:** ['image3', 'image4']

**Multimodal answer:**

To determine the difference in total sales volume between the top-ranked album and the album ranked at number 19, we need to examine the total volume figures from the given tables.

- The top-ranked album, "1989" by Taylor Swift, has a total sales volume of 1,608,000 units.

- The album ranked at number 19, "My Everything" by Ariana Grande, has a total sales volume of 414,000 units.

The difference in total volume between these two albums is calculated as follows:

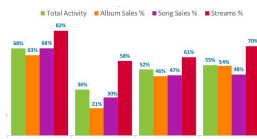
Difference = 1,608,000 - 414,000 = 1,194,000

Thus, the difference in total volume between the top-ranked album and the 19th-ranked album is 1,194,000 units.

Rank	Artist	Title	Total Volume (000)	Album Share	Song Sales Share	On-Demand Audio Stream Share
1	TAYLOR SWIFT	1989	1,608	67%	33%	0%
2	DRAKE	IF YOU'RE READING THIS	1,250	71%	13%	16%
3	ED SHEERAN	X	1,178	52%	36%	11%
4	SAM SMITH	IN THE LONELY HOUR	1,097	61%	27%	12%
5	SOUNDTRACK	50 SHADES OF GREY	1,031	61%	31%	8%
6	MEGHAN TRAINOR	TITLE	961	63%	30%	8%
7	MARON 5	V	762	40%	48%	12%
8	NICKI MINAJ	PINKPRINT	699	43%	38%	18%
9	KENDRICK LAMAR	TO PIMP A BUTTERFLY	660	84%	5%	11%
10	FALL OUT BOY	AMERICAN BEAUTY...	632	65%	25%	10%

Rank	Artist	Title	Total Volume (000)	Album Share	Song Sales Share	On-Demand Audio Stream Share
12	MARK RONSON	UPTOWN SPECIAL	523	19%	70%	11%
15	FURIOUS 7	SOUNDTRACK	442	36%	55%	9%
17	EMPIRE CAST	SEASON 1 SOUNDTRACK	433	80%	15%	5%
19	ARIANA GRANDE	MY EVERYTHING	414	28%	47%	25%
	CHRIS BROWN	X	136	36%	32%	32%
	DRAKE	NOTHING WAS THE SAME	127	29%	24%	47%

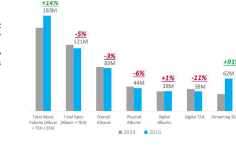
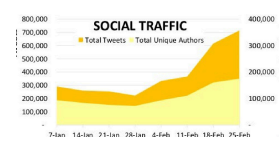
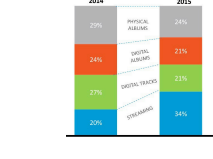
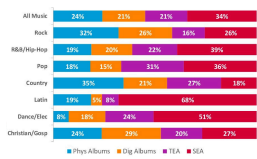
**Image quotes:**



Rank	Artist	Title	Total Volume (000)	Album Share	Song Sales Share	On-Demand Audio Stream Share
1	TAYLOR SWIFT	1989	1,608	67%	33%	0%
2	DRAKE	IF YOU'RE READING THIS	1,250	71%	13%	16%
3	ED SHEERAN	X	1,178	52%	36%	11%
4	SAM SMITH	IN THE LONELY HOUR	1,097	61%	27%	12%
5	SOUNDTRACK	50 SHADES OF GREY	1,031	61%	31%	8%
6	MEGHAN TRAINOR	TITLE	961	63%	30%	8%
7	MARON 5	V	762	40%	48%	12%
8	NICKI MINAJ	PINKPRINT	699	43%	38%	18%
9	KENDRICK LAMAR	TO PIMP A BUTTERFLY	660	84%	5%	11%
10	FALL OUT BOY	AMERICAN BEAUTY...	632	65%	25%	10%

Rank	Artist	Title	Total Volume (000)	Album Share	Song Sales Share	On-Demand Audio Stream Share
12	MARK RONSON	UPTOWN SPECIAL	523	19%	70%	11%
15	FURIOUS 7	SOUNDTRACK	442	36%	55%	9%
17	EMPIRE CAST	SEASON 1 SOUNDTRACK	433	80%	15%	5%
19	ARIANA GRANDE	MY EVERYTHING	414	28%	47%	25%
	CHRIS BROWN	X	136	36%	32%	32%
	DRAKE	NOTHING WAS THE SAME	127	29%	24%	47%

Rank	Artist	Title	Total Volume (000)	Album Share	Song Sales Share	On-Demand Audio Stream Share
1	TAYLOR SWIFT	1989	1,608	67%	33%	0%
2	DRAKE	IF YOU'RE READING THIS	1,250	71%	13%	16%
3	ED SHEERAN	X	1,178	52%	36%	11%
4	SAM SMITH	IN THE LONELY HOUR	1,097	61%	27%	12%
5	SOUNDTRACK	50 SHADES OF GREY	1,031	61%	31%	8%
6	MEGHAN TRAINOR	TITLE	961	63%	30%	8%
7	MARON 5	V	762	40%	48%	12%
8	NICKI MINAJ	PINKPRINT	699	43%	38%	18%
9	KENDRICK LAMAR	TO PIMP A BUTTERFLY	660	84%	5%	11%
10	FALL OUT BOY	AMERICAN BEAUTY...	632	65%	25%	10%



**Text quotes:**

{'quote\_id': 'text1', 'type': 'text', 'text': 'AsofFeb \$25^{\mathrm{th}}\$ Empire ranked as the No.1 showon network television (18-49)', 'page\_id': 27, 'layout\_id': 95}, {'quote\_id': 'text2', 'type': 'text', 'text': 'Artists of the top 10 albums purchased and top 10 streamed songs are,above all else seen as Trendsetter s in the music industry ', 'page\_id': 18, 'layout\_id': 38}, {'quote\_id': 'text3', 'type': 'text', 'text': 'AND MORE GOOD NEWS-OVERALL VOLUME IS UP 14%SO FAR IN 2015 ', 'page\_id': 4, 'layout\_id': 7}, {'quote\_id': 'text4', 'type': 'text', 'text': 'At382,000 each airing,the show garners the highest average tweets per episode during live airings of any Broadcast drama this season ', 'page\_id': 27, 'layout\_id': 93}, {'quote\_id': 'text5', 'type': 'text', 'text': 'THE TOP ALBUMS ACHIEVE SUCCESS IN ', 'page\_id': 13, 'layout\_id': 26}, {'quote\_id': 'text6', 'type': 'text', 'text': 'Hip-hop fans spend 35%more annually on music,including twice as much on club events with live DJsand40%more on music festivals. ', 'page\_id': 22, 'layout\_id': 66}, {'quote\_id': 'text7', 'type': 'text', 'text': 'Overall,THE most tweeted about show since its premiere(Cable or Broadcast) ', 'page\_id': 27, 'layout\_id': 92}, {'quote\_id': 'text8', 'type': 'text', 'text': 'ROCK IS THE BIGGEST GENRE,BUT R&B/HIP-HOP AND POP ARE ALSO STRONG IN 2015 ', 'page\_id': 7, 'layout\_id': 12}, {'quote\_id': 'text9', 'type': 'text', 'text': 'OVERALL AND IN MOST GENRES ', 'page\_id': 9, 'layout\_id': 17}, {'quote\_id': 'text10', 'type': 'text', 'text': 'ROCK DOMINATES ALBUMS,POP DR VES SONGSALESAND R&B/HIP-HOP LEADS STREAMING ', 'page\_id': 8, 'layout\_id': 14}, {'quote\_id': 'text11', 'type': 'text', 'text': '20-30%more likely than the average music fan to post photos or update status about livemusic. ', 'page\_id': 20, 'layout\_id': 51}, {'quote\_id': 'text12', 'type': 'text', 'text': 'SOME OTHER NOTABLE SUCCESSES IN 2015 ', 'page\_id': 14, 'layout\_id': 28}]

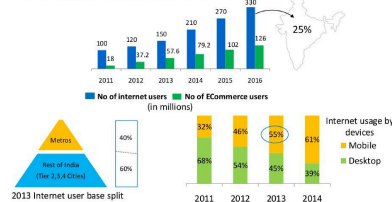
Figure 10: This example depicts a multi-table quantitative reasoning task. The answer is obtained by performing precise numerical operations based on visual features extracted from multiple tables.

In the year in which the No of internet users was 330 million, what percentage of Indians were Debit Card users?

**Gold quotes:** ['image1', 'image3']

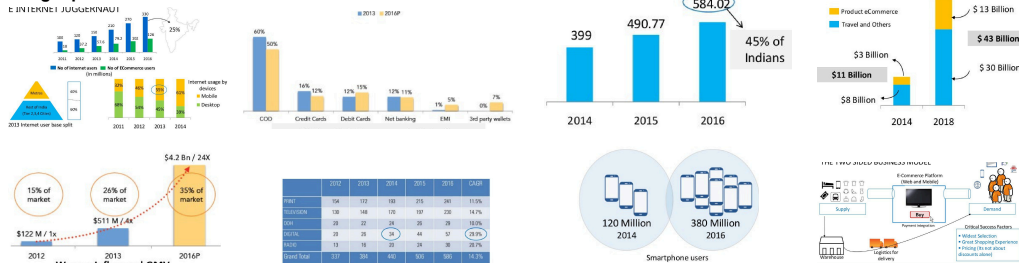
In 2016, when the number of internet users in India reached 330 million, 45% of Indians were debit card users. This information is supported by the data presented in the figures.

- ## E INTERNE JUGGERNAUT



- 
- | Year | Number of Indians |
|------|-------------------|
| 2014 | 399               |
| 2015 | 490.77            |
| 2016 | 584.02            |
- 45% of the population in 2016 were Indians

- Image quotes:



```
{\"quote_id\": \"text1\", \"type\": \"text\", \"text\": \"Number of Debit Card users in India (Inmillions) \", \"page_id\": 14, \"layout_id\": 63},  
 {\"quote_id\": \"text2\", \"type\": \"text\", \"text\": \"With the increasing digital payments penetration,the shareof coD shipments is reducing With increasing  
order values,we are seeing an up tick of EMI payments 3 rd party wallets albeit a new phenomenon,have a strong value proposition and will be  
quick to become popular-similar to China By2016,half of Indians will have debit card! \", \"page_id\": 14, \"layout_id\": 61},  
 {\"quote_id\": \"text3\", \"type\": \"text\", \"text\": \"Books,Electronics Morethan50 companies were started Coupons ... \", \"page_id\": 26, \"layout_id\": 107},  
 {\"quote_id\": \"text4\", \"type\": \"text\", \"text\": \"Shambhavi Anand,ETBurean[Novi7,Zou.oa.osPMIST \", \"page_id\": 19, \"layout_id\": 76},  
 {\"quote_id\": \"text5\", \"type\": \"text\", \"text\": \"Infrastructure Development Smartphone Penetration Payments Best Prices available online Convenience  
Value Prop for customers \", \"page_id\": 11, \"layout_id\": 48},  
 {\"quote_id\": \"text6\", \"type\": \"text\", \"text\": \"Search Shopping Comparison Communication Networking Travel planning Games Movies News  
Communication \", \"page_id\": 8, \"layout_id\": 38},  
 {\"quote_id\": \"text7\", \"type\": \"text\", \"text\": \"FIRST PUBLISHED:THU.NOV132014.10 00AMIST KM Bir la may follow Amazon into India:- commerce \",  
 \"page_id\": 19, \"layout_id\": 80},  
 {\"quote_id\": \"text8\", \"type\": \"text\", \"text\": \"PAYMENTS LANDSCAPE \", \"page_id\": 14, \"layout_id\": 59},  
 {\"quote_id\": \"text9\", \"type\": \"text\", \"text\": \"DIGITAL AD SPEND IN INDIA\", \"page_id\": 10, \"layout_id\": 42},  
 {\"quote_id\": \"text10\", \"type\": \"text\", \"text\": \"Inspired by Ali baba and its Indian clones,Tata Group to... \", \"page_id\": 19, \"layout_id\": 77},  
 {\"quote_id\": \"text11\", \"type\": \"text\", \"text\": \"\", \"page_id\": 7, \"layout_id\": 35},  
 {\"quote_id\": \"text12\", \"type\": \"text\", \"text\": \"Source:RBI Websiteand Accel Reports \", \"page_id\": 14, \"layout_id\": 64}]
```

Figure 11: This example demonstrates a multimodal alignment task involving both numerical and categorical reasoning. The solution requires aligning and synthesizing temporal and quantitative information across multiple image quotes.



**Question:**

According to this report, which group is greater in population in 2018? Republican who are hispanic, or no leans who are male?

**Short answer:** no leans who are male

**Gold quotes:** ['text1', 'text5', 'image4', 'image3']

**Multimodal answer:**

Based on the information provided in the figures, we can determine the population distribution among different political affiliations and demographic groups in 2018.

In Figure 2, the breakdown is as follows:

- Hispanic Republicans:** The table shows that 7% of Republicans are Hispanic.
- No Leans who are Male:** The table indicates that 55% of individuals who have no political lean are male.

	Republican	Democrat	Independent	Lean Republican	Lean Democrat	No Lean
Male	51	40	16	54	51	50
Female	69	60	84	36	49	40
	100	100	100	100	100	100
White	83	51	61	73	50	50
Black	7	22	9	4	12	9
Hispanic	7	18	18	13	19	23
Other	5	8	10	8	11	12
Age						
18-29	14	19	25	21	31	18
30-49	30	31	27	34	30	41
50-64	29	27	23	27	19	24
65+	25	21	14	16	13	14
His or her	41	35	38	40	34	40
Some one	34	30	31	32	31	29
Good one	20	24	23	21	26	19
Plunged	5	11	8	7	9	7

To compare these two groups in terms of population size, we can refer to Figure 1 to understand the overall population proportions:

- Republicans** accounted for 26% of the total population in 2018[1].
- No Lean** individuals made up 7% of the total population in 2018[5].

Given these percentages, we can calculate the approximate population shares:

- Hispanic Republicans:**
  - Total Republicans in the population: 26%
  - Hispanic Republicans = 7% of 26% = 1.82% of the total population.
- No Leans who are Male:**
  - Total No Leans in the population: 7%
  - Male No Leans = 55% of 7% = 3.85% of the total population.

Therefore, the group of "no leans who are male" is larger in population than "Hispanic Republicans" in 2018.

**Image quotes:**

**Text quotes:**

[[{"quote\_id": "text1", "type": "text", "text": "Among the public overall, 38% describe themselves as independents, while 31% are Democrats and 26% call themselves Republicans, according to Pew Research Center surveys...", "page\_id": 2, "layout\_id": 10}, {"quote\_id": "text2", "type": "text", "text": "Currently, 87% of those who identify with the Republican Party view the Democratic Party unfavorably; Republican-leaning independents are almost as likely to view the Democratic Party ...", "page\_id": 19, "layout\_id": 97}, {"quote\_id": "text3", "type": "text", "text": "Since 2000, there have been sizable increases in the shares of both Republicans and Republican-leaning independents who identify as conservative. Today, more Republican-leaning independents...", "page\_id": 15, "layout\_id": 79}, {"quote\_id": "text4", "type": "text", "text": "In a survey conducted last fall, shortly after the midterm elections, partisan leaners were less likely than partisans to say they registered to vote and voted in the congressional elections. About half ...", "page\_id": 4, "layout\_id": 21}, {"quote\_id": "text5", "type": "text", "text": "An overwhelming majority of independents (81%) continue to "lean" toward either the Republican Party or the Democratic Party. Among the public overall, 17% are Democratic-leaning independents...", "page\_id": 3, "layout\_id": 14}, {"quote\_id": "text12", "type": "text", "text": "Compared with partisans, independents are younger and more likely to be men", "page\_id": 21, "layout\_id": 101}]

Figure 12: This example presents a typical structure-aware reasoning task. It requires interpreting visual tabular data concerning variables such as political affiliation, ethnicity, and gender, and performing numerical comparisons across multiple image quotes.

**Question:**

Which model achieves the highest F1 score across multiple datasets?

**Short answer:** BERT+DSC achieves the highest F1 score across multiple datasets. **Gold quotes:** ['text8', 'text6', 'image3', 'image6']

**Multimodal answer:**

BERT+DSC consistently achieves the highest F1 scores across various datasets, both in Chinese and English[6].

**Chinese Datasets**

- **CTB5 Dataset:** BERT+DSC achieves an F1 score of 97.92, the highest among the evaluated models.
- **CTB6 Dataset:** BERT+DSC also records the highest F1 score of 96.57.
- **UD1.4 Dataset:** Again, BERT+DSC leads with an F1 score of 96.98.

Model	CTB5			CTB6			UD1.4		
	Prec.	Rec.	F1	Prec.	Rec.	F1	Prec.	Rec.	F1
Joint-POS(Sig/Shao et al., 2017)	93.68	94.47	94.07	-	-	90.81	89.28	89.54	89.41
Joint-POS(Em/Shao et al., 2017)	93.95	94.81	94.38	-	-	-	89.67	89.86	89.75
Lattice-LSTM(Zhang and Yang, 2018)	94.77	95.51	95.14	92.00	90.86	91.43	90.47	89.70	90.09
BERT-Tagger(Devlin et al., 2018)	95.86	96.26	96.06	94.91	94.63	94.77	95.42	94.17	94.79
BERT+FL	96.11	97.42	96.76	95.80	95.08	95.44	96.33	95.85	96.81
BERT+DL	96.77	98.87	97.81	94.08	96.12	95.09	96.10	97.79	96.94
BERT+DSC	97.10	98.75	97.92	96.29	96.85	96.57	96.24	97.73	96.98
			(+0.70)			(+0.67)			(+2.02)

**English Datasets**

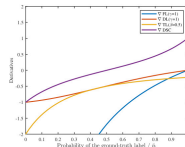
- **English WSJ:** BERT-Tagger+DSC achieves the highest F1 score of 99.38.
- **English Tweets:** BERT-Tagger+DSC achieves the highest F1 score of 92.58.

English WSJ			
Model	Prec.	Rec.	F1
Meta-BLSTM(Hohstet et al., 2018)	98.23	98.36	98.23
BERT-Tagger(Devlin et al., 2018)	99.21	98.36	98.86
BERT-Tagger+FL	98.36	98.97	98.88
BERT+DL	99.34	98.32	98.81
BERT-Tagger+DSC	99.41	98.93	99.38
			(+0.52)

English Tweets			
Model	Prec.	Rec.	F1
FastText+CNN+CRF(Godin, 2019)	91.78	91.98	91.88
BERT-Tagger(Devlin et al., 2018)	92.33	91.98	92.14
BERT-Tagger+FL	91.34	93.32	92.37
BERT+DL	91.44	92.88	92.12
BERT-Tagger+DSC	92.87	93.54	92.58
			(+0.24)

These results demonstrate that BERT+DSC is a robust model that consistently performs well across different datasets and languages, achieving superior precision, recall, and F1 scores compared to other models. This consistency suggests it effectively handles various linguistic challenges, making it a strong choice for part-of-speech tagging tasks[8].

**Image quotes:**



Task	# neg	# pos	ratio
CoNLL03 NER	170K	34K	4.98
OntoNotes5.0 NER	1.96M	239K	8.18
SQuAD 1.1 (Rajpurkar et al., 2016)	10.3M	175K	55.9
SQuAD 2.0 (Rajpurkar et al., 2018)	15.4M	188K	82.0
QUOREF (Dasigi et al., 2019)	6.52M	38.6K	169

English WSJ			
Model	Prec.	Rec.	F1
Meta-BLSTM(Hohstet et al., 2018)	98.23	98.36	98.23
BERT-Tagger(Devlin et al., 2018)	99.21	98.36	98.86
BERT-Tagger+FL	98.36	98.97	98.88
BERT+DL	99.34	98.32	98.81
BERT-Tagger+DSC	99.41	98.93	99.38
			(+0.52)

English Tweets			
Model	Prec.	Rec.	F1
FastText+CNN+CRF(Godin, 2019)	91.78	91.98	91.88
BERT-Tagger(Devlin et al., 2018)	92.33	91.98	92.14
BERT-Tagger+FL	91.34	93.32	92.37
BERT+DL	91.44	92.88	92.12
BERT-Tagger+DSC	92.87	93.54	92.58
			(+0.24)

Model	CTB5			CTB6			UD1.4		
	Prec.	Rec.	F1	Prec.	Rec.	F1	Prec.	Rec.	F1
Joint-POS(Sig/Shao et al., 2017)	93.68	94.47	94.07	-	-	90.81	89.28	89.54	89.41
Joint-POS(Em/Shao et al., 2017)	93.95	94.81	94.38	-	-	-	89.67	89.86	89.75
Lattice-LSTM(Zhang and Yang, 2018)	94.77	95.51	95.14	92.00	90.86	91.43	90.47	89.70	90.09
BERT-Tagger(Devlin et al., 2018)	95.86	96.26	96.06	94.91	94.63	94.77	95.42	94.17	94.79
BERT+FL	96.11	97.42	96.76	95.80	95.08	95.44	96.33	95.85	96.81
BERT+DL	96.77	98.87	97.81	94.08	96.12	95.09	96.10	97.79	96.94
BERT+DSC	97.10	98.75	97.92	96.29	96.85	96.57	96.24	97.73	96.98
			(+0.70)			(+0.67)			(+2.02)

SST-2			SST-5		
Model		Acc	Model		Acc
BERT+CE		94.90	BERT+DL		55.57
BERT+DL		94.37	BERT+DSC		54.63
BERT+DSC		94.84			55.19

English OntoNotes 5.0			
Model	Prec.	Rec.	F1
CVT(Clark et al., 2018)	90.01	88.35	89.16
BERT-Tagger(Devlin et al., 2018)	92.98	89.05	91.11
BERT-MRC(Li et al., 2019)	90.13	92.34	91.22
BERT-MRC+DL	91.70	92.06	91.88
BERT-MRC+DSC	91.59	92.56	92.07
			(+0.96)

**Text quotes:**

[{"quote\_id": "text1", "type": "text", "text": "\u2022 ELMo: a tagging model with pretraining from Peters et al. (2018) .\u2022 Lattice-LSTM: Zhang and Yang (2018) constructs a word-character lattice, only used in Chinese datasets. \u2022 CVT: Clark ..., 'page\_id': 5, 'layout\_id': 78}"]

[{"quote\_id": "text6", "type": "text", "text": "DSC achieves the highest F1 score across all datasets. Specially, for  $\alpha + \$$  positive, DSC achieves minor improvements  $\$(+0.05)\backslash\mathrm{mathrm{F}}1\)$  over DL. In contrast, it significantly outperforms DL ..., 'page\_id': 7, 'layout\_id': 100}, {"quote\_id": "text7", "type": "text", "text": "In Table 2, we summarize all the aforementioned losses. Figure 1 gives an explanation from the perspective in derivative: The derivative of DSC approaches zero right after  $\$p\$$  exceeds 0.5, which sug..., 'page\_id': 4, 'layout\_id': 63}, {"quote\_id": "text8", "type": "text", "text": "Results Table 3 presents the experimental results on Chinese datasets. As can be seen, the proposed DSC loss outperforms the best baseline results by a large margin, i.e., outperforming BERT-tagger by ..., 'page\_id': 4, 'layout\_id': 70}, {"quote\_id": "text12", "type": "text", "text": "Results Table 5 shows experimental results on NER datasets. DSC outperforms BERT-MRC( Li et al. , 2019 ) by  $\$+0.29\$$ ,  $\$+0.96\$$ ,  $\$+0.97\$$  and  $\$+2.36\$$  respectively on CoNLL2003, OntoNotes5.0, MSRA and OntoNotes4.0. As far as we are concerned, we are setting new SOTA performances on all of the four NER datasets. ', 'page\_id': 5, 'layout\_id': 79}]

Figure 13: This example illustrates a comparative reasoning task, which requires scanning multiple structured tables, applying numerical reasoning, achieving visual alignment, and making global comparisons among multiple tables.

Question:

What was the change in the total fair value of marketable securities from January 31, 2019, to January 31, 2020?

Short answer: The total fair value increased by \$2,129 million. Gold quotes: [text10', 'text11', 'image8', 'image3']

Multimodal answer:

The total fair value of marketable securities on January 31, 2020, was \$3,802 million[10], compared to \$1,673 million on January 31, 2019[11]. This indicates an increase of \$2,129 million in the total fair value over the year.

Investments classified as Marketable Securities	Amortized Cost	Unrealized Gains	Unrealized Losses	Fair Value
Corporate notes and obligations	\$2,199	\$ 9	\$(1)	\$2,207
U.S. treasury securities	182	1	0	183
Mortgage backed obligations	225	1	0	226
Asset backed securities	779	2	0	781
Municipal securities	157	1	0	158
Foreign government obligations	69	0	0	69
U.S. agency obligations	12	0	0	12
Time deposits	1	0	0	1
Covered bonds	165	0	0	165
Total marketable securities	\$3,789	\$14	\$(1)	\$3,802

Investments classified as Marketable Securities	Amortized Cost	Unrealized Gains	Unrealized Losses	Fair Value
Corporate notes and obligations	\$1,027	\$0	\$(8)	\$1,019
U.S. treasury securities	89	0	(1)	88
Mortgage backed obligations	79	0	(1)	78
Asset backed securities	245	0	(1)	244
Municipal securities	104	0	0	104
Foreign government obligations	58	0	(1)	57
U.S. agency obligations	4	0	0	4
Time deposits	4	0	0	4
Covered bonds	75	0	0	75
Total marketable securities	\$1,685	\$0	\$(12)	\$1,673

The tables above show the detailed breakdown of different types of marketable securities and their respective fair values for the years 2020 and 2019. The increase in the total fair value could be attributed to changes in the market value of these securities, as well as possibly changes in the composition or volume of the securities held.

Image quotes:

Fiscal Period:

Fiscal 2021

Fiscal 2020

Fiscal 2019

Fiscal 2018

Total stock compensation

\$1,787

1,254

778

197

\$4,016

Cash and cash equivalents

Accounts receivable

Goodwill

Intangible assets

Other assets

Accounts payable, accrued expenses and other liabilities, current and noncurrent

Unearned revenue

Deferred tax liability

Net assets acquired

1

28

1,132

276

33

(59)

(40)

(20)

\$1,786

Investments classified as Marketable Securities

Corporate notes and obligations

U.S. treasury securities

Mortgage backed obligations

Asset backed securities

Municipal securities

Foreign government obligations

U.S. agency obligations

Time deposits

Covered bonds

Total marketable securities

\$2,199

182

225

779

157

69

12

1

165

\$3,789

\$ 9

1

1

2

1

0

0

0

0

\$14

\$(1)

0

0

0

0

0

0

0

0

\$(1)

\$2,207

183

226

781

158

69

12

1

165

\$3,802

Balance as of January 31, 2019

Change: net unrealized gains and losses

Change: performance-based stock units

Change: performance-based stock units

Change: restricted stock units

Balance as of January 31, 2020

Expected income

\$1,673

\$2,129

\$2,129

\$2,129

\$2,129

\$3,802

\$2,129

Investments classified as Marketable Securities

Corporate notes and obligations

U.S. treasury securities

Mortgage backed obligations

Asset backed securities

Municipal securities

Foreign government obligations

U.S. agency obligations

Time deposits

Covered bonds

Total marketable securities

\$1,027

89

79

245

104

58

4

4

75

\$1,685

\$0

0

0

0

0

0

0

0

0

\$0

\$(8)

(1)

(1)

(1)

0

(1)

0

0

0

\$(12)

\$1,019

88

78

244

104

57

4

4

75

\$1,673

Balance as of January 31, 2019

Change: net unrealized gains and losses

Change: performance-based stock units

Change: performance-based stock units

Change: restricted stock units

Balance as of January 31, 2020

Expected income

\$1,673

\$2,129

\$2,129

\$2,129

\$2,129

\$3,802

\$2,129

2020

2019

2018 (as adjusted)

2017 (as adjusted)

2016

\$ 7,947

\$ 4,342

\$ 4,521

\$ 2,209

\$ 2,725

1,118

(572)

(483)

(1,013)

90

55,126

30,737

21,984

18,286

12,763

6,396

3,877

1,541

2,824

2,119

1,861

1,735

635

275

(653)

33,885

15,605

10,376

8,230

5,003

2020

2019

2018

2017

2016

\$440

\$215

\$166

\$121

\$1

3%

2%

2%

2%

1%

352

232

121

1

1

Corporate notes and obligations

U.S. treasury securities

Mortgage backed obligations

Asset backed securities

Municipal securities

Foreign government obligations

U.S. agency obligations

Time deposits

Covered bonds

Total marketable securities

\$1,027

89

79

245

104

58

4

4

75

\$1,685

\$0

0

0

0

0

0

0

0

\$0

\$(8)

(1)

(1)

(1)

0

(1)

0

0

\$(12)

\$1,019

88

78

244

104

57

4

4

75

\$1,673

Text quotes:

[{quote\_id: 'text1', 'type': 'text', 'text': 'As of January 31, 2020, our portfolio consisted of investments in over 260 companies, with capital investments ranging from less than \$10.3\$ million to approximately \$1300\$ million, and 27 investments with carrying values individually equal to or in excess of approximately \$10\$ million.', 'page\_id': 65, 'layout\_id': 524}, {quote\_id: 'text7', 'type': 'text', 'text': 'As of January 31, 2020 2019 Cash, cash equivalents and marketable securities . . . . . \$ 7,947 \$4,342 Unearned revenue . . . . . 10,662 8,564 Remaining performance obligation . . . . . 30.8 25.7 Principal due on our outstanding debt obligations (1) . . . . . 2,694 3,198', 'page\_id': 53, 'layout\_id': 413}, {quote\_id: 'text8', 'type': 'text', 'text': 'Acquisitions: During fiscal 2020 we completed the acquisition of Tableau Software, Inc. ("Tableau") for \$14.8\$ billion in common stock issued, cash and fair value of equity assumed, ClickSoftware Technologies Ltd. ("ClickSoftware") for \$1.4\$ billion in cash, common stock issued and fair value of equity assumed, and Salesforce.org for . . .', 'page\_id': 44, 'layout\_id': 345}, {quote\_id: 'text9', 'type': 'text', 'text': 'As of January 31, 2020, the following marketable securities were in an unrealized loss position (in millions):', 'page\_id': 92, 'layout\_id': 769}, {quote\_id: 'text10', 'type': 'text', 'text': 'At January 31, 2020, marketable securities consisted of the following (in millions):', 'page\_id': 92, 'layout\_id': 763}, {quote\_id: 'text11', 'type': 'text', 'text': 'At January 31, 2019, marketable securities consisted of the following (in millions):', 'page\_id': 92, 'layout\_id': 765}, {quote\_id: 'text12', 'type': 'text', 'text': 'As of January 31, 2020, options to purchase 14 million shares were vested at a weighted-average exercise price of \$66.34\$ per share and had a remaining weighted-average contractual life of approximately three years. The total intrinsic value of these vested options based on the market value of the stock as of January 31...', 'page\_id': 110, 'layout\_id': 940}]

Figure 14: This example displays a table-based numerical reasoning task, which requires extracting structured financial values from visually similar but distinct tables. This can also reflect model’s ability to perform numerical reasoning over extracted values.

## **E Prompt Instructions**

### **E.1 Dataset Creation**

According to Section 2.1, we generate the initial multimodal answer based on the question, document page screenshots, cropped images, and text snippets, using the prompt template specified in Figure 15. We then explicitly cite the gold quotes in the generated multimodal answer using the prompt template illustrated in Figure 16.

### **E.2 Dataset Quality Assurance**

According to Section 2.3, we leverage on automated validation on our initial multimodal answer. Specifically, we use VLMs to examine the generated multimodal answer on whether it selects and inserts relevant visual content coherently, via the prompt shown in Figure 17. Meanwhile, we use LLM to check the accuracy and coherence of integrated text, via the prompt shown in Figure 18.

### **E.3 Inference using Pure-text/Multimodal Quotes**

According to Section 4.2 and Appendix C.1, we formulate multimodal answer generation by representing multimodal quotes in two formats: (i) multimodal (interleaved text-image) sequence for VLM, and (ii) pure-text sequence for both VLM and LLM. For multimodal answer generation using multimodal inputs, we use the prompt template illustrated in Figure 19. For multimodal answer generation using pure-text inputs, we use the prompt template illustrated in Figure 20.

### **E.4 LLM Evaluation**

According to Section 4.1 and Appendix A.2, we adopt LLM-as-Judge as evaluation criteria for multimodal answer generation. Specifically, we use the prompt template shown in Figure 21, which scores the generated answer from five key aspects: fluency, citation quality, text-image coherence, reasoning logic, and factuality.

<p><b># Task description</b> You are good at understanding multi-modal documents/pages and generating comprehensive multi-modal answer.</p> <p><b>Task:</b> You are given a question and its short answer, along with its supporting evidence. You need to generate a more comprehensive answer. The answer should contain multimodal information extracted from the supporting evidence.</p> <p><b>1. Understand Evidence</b> 1.1 The given evidence can be multiple screenshot pages of a document/webpage. - the screenshots contain rich multimodal information, including text, images, and tables. - understand the number of screenshots pages: if there is only one screenshot, the question pertains to a single page; if there are multiple screenshots, the question involves multiple pages. - Determine the type of multimodal data present and detect the quantity of images or tables within the screenshots. 1.2 The given evidence can also be texts, the texts can contain useful information for you to understand the question and answer. - the texts is extracted from screenshots and contain useful information that can help you understand the evidence 1.3 The given evidence can also be cropped figures - the figures is extracted from screenshots and contain very useful information for you - the number of figures is not specific, if there is only one figure, you need understand and generate the comprehensive answer through this figure; if there are many figures, you need understand and generate the comprehensive answer through all figures. - you need understand the figures carefully, include the name of the figures, the content of the figure and the detail number of the figures if it contain specific quantitative information. For example, for tables, describe each row and column, highlighting important figures related to the question, for images, describe the content, focusing on elements related to the question, such as colours, quantities, people, etc. - summarise key information related to the questions and answers, explaining how the given answer is generated based on this information.</p>	<p><b>2. Question Understanding</b> - understand the given question, the short answer is used to facilitate your understanding. - extract the supporting text/multi-modal information (e.g., figures/tables in the given evidence), if cropped pictures is provided, you can directly use cropped pictures to understand.</p> <p><b>3. Comprehensive Answer Generation:</b> <b>3.1 Answer Output Format:</b> - the response must be presented in Markdown format, the answer need to be interleaved image/text. Note that do not need too much title or other information. <b>3.2 Figure insert</b> - you only need to insert the useful figure, and the figures must be chosen from the cropped figures instead of screenshots. - figure insert format, when inserting multimodal information, use the format <code>![{name}](figure)</code> where "figure" is the specific cropped figure sequence, for example, if you insert the first given cropped figure, use <code>![{name}](figure1)</code>; if you insert the second given cropped figure, use <code>![{name}](figure2)</code>, the sequence is very important, please do not make error. - figure insert position, you have flexibility in placement: it can be above or below the analysis, and if there are multiple insertions, they can be grouped together or interspersed between analyses, based on the understanding and clarity of your response. <b>3.3 Answer styles:</b> based on different question types, you can have flexibility in answer type. - if the question is an exam question or seeks a direct answer, we encourage providing the conclusion first, followed by an explanation or detailed description. - if the answer involves multiple steps in a specific order, we encourage a step-by-step format, with one step per line. - if the answer involves multiple aspects or requires listing several points, we encourage a bullet-point format with detailed descriptions for each point. - if the answer relates to causes, processes, or circumstances, we encourage using appropriate paragraphing to provide detailed explanations. - for multiple-choice, true/false, or fill-in-the-blank questions, directly provide the corresponding answer first, followed by an explanation or detailed description. - for complex questions or when the answer covers a broad scope, we encourage combining different response formats.</p>
--	---

Figure 15: Prompt template for generating the initial multimodal answer based on the question, document page screenshots, cropped images, and text snippets.

<p><b># System Prompt:</b>          You are good at question answering. You are given the question, short answer, interleaved text-image long answer. You need to understand the provided text passages, and decide if any text passages are relevant to the answers. Finally, you need to quote relevant text passages in the correct place.</p> <p><b># 1. Understanding the Question and Answer</b>          - The short answer is provided to you to facilitate your understanding;          - The interleaved long answer is provided to you for fine-grained understanding;</p> <p><b># 2. Selecting Evidence from Text Passages</b>          - You need to decide if the provided text passages are relevant to the question and answer;          - Relevant text passage is helpful for question understanding and can be quoted by the long answer;          - Irrelevant text passage provides no useful information for question understanding and cannot be quoted by the long answer;          - Relevant here refers to content that includes necessary fragments of information from the interleaved long answer. Since the interleaved long answer is quite long, some text fragments, such as paragraph titles, table names, sheet names, or image captions, although they may exactly match parts of the long answer, should not be selected because they are too short and do not contribute significantly to the answer;          - Useful information refers to the essential content needed to derive the short answer from long answer, such as key numbers, important definitions, crucial comparisons, etc. Without these, the answer cannot be properly deduced. On the other hand, broad or vague descriptions cannot be selected as useful information;          - The selected evidence must contain the key elements, which refer to the necessary components required in the steps to derive the short answer from the long answer. It should not be a simple semantic match based on the long answer;          - Some entries that merely describe definitions or detailed explanations of certain text fragments in the long answer should not be selected;</p>	<p>- Entries that describe situations identical to those in the long answer but lack critical keys should also not be selected;          - If there is no relevant text passages, set "need_text"=False;          - If there are any relevant text passages, set "need_text"=True;          - If "need_text"==True, please select the relevant text by choosing the text passage indices;</p> <p>- Note: Do not forcibly select evidence, only select evidence that is fully or strongly relevant. If there is no such evidence, then it should be considered as having no evidence, avoid making forced associations just to select evidence;</p> <p><b># 3. Citing/Quoting Text Passage Indices in Long Answer</b>          - This step is only applicable when "need_text"==True;          - If "need_text"==True, you need to insert the text passage indices into the long answer;          - Make sure answer text at the insertion positions is relevant to the text passage;          - You need to re-evaluate the evidence you have chosen. If you cannot find a suitable position to insert it, you should abandon that piece of evidence;          - Every piece of evidence selected must correspond to the keys in the long answer, meaning it must be eligible for annotation insertion;          - Do not change the content of long answer; you must insert only the index in the format of "[index]";          - Under no circumstances should you add or remove any other words from the original answer. This task strictly involves adding annotations in the form of "[index]" without altering the original text in any other way;          - All evidence in evidence_indices must be inserted into the answer. If you cannot find a suitable insertion position, you must discard that piece of evidence;</p> <p><b># Output Instructions</b>          Return the (1) the status of "need_text=True/False" (2) evidence indices, and (3) modified long answer in the following json format, and the long answer text need to be Markdown format:          "need-text": Boolean, "evidence-indices": [...], "long-answer": "..."</p>
--	--

Figure 16: Prompt template to support fine-grained text passage selection and citation in multimodal question answering.

<p><b># System Prompt:</b> You are a robust vision-language evaluator. Your task is to automatically assess whether a given multimodal answer (with text interleaved with figures/images) correctly and coherently selects and inserts the most relevant visual content as supporting evidence.</p> <p><b>You will be provided with:</b></p> <ul style="list-style-type: none"> <li>- The original question and its short answer;</li> <li>- The full set of available cropped figures (named, sequenced, and described in the prompt);</li> <li>- The generated multimodal answer, formatted in Markdown, with ![name](figureX) syntax for image insertion;</li> </ul> <p><b>Your assessment process:</b></p> <ol style="list-style-type: none"> <li><b>1. Relevance of Figure Selection:</b> <ul style="list-style-type: none"> <li>- Examine whether the answer selects only those figures relevant to the question and the answer;</li> <li>- Check if any crucial/required visual evidence has been ignored or omitted;</li> </ul> </li> <li><b>2. Accuracy and Clarity of Figure Insertions:</b> <ul style="list-style-type: none"> <li>- Verify the figures are inserted correctly by referencing the right sequence (i.e., figure1, figure2, etc.) and that the associated description (name) matches the actual content;</li> <li>- Check that figures are placed in a way that makes sense, aiding interpretation rather than confusing the reader;</li> </ul> </li> </ol>	<p><b>3. Coherence and Support:</b></p> <ul style="list-style-type: none"> <li>- Determine if the inserted figures clearly support, elaborate, or justify the accompanying text at appropriate narrative points;</li> <li>- Evaluate whether the integration of images enhances understanding and directly relates to the explanation or answer, maintaining logical and coherent flow;</li> </ul> <p><b>Scoring &amp; Output</b> For each of the following, rate on a scale from 0 (not at all) to 5 (perfect):</p> <ul style="list-style-type: none"> <li>- <b>Figure Relevance:</b> Are all inserted figures relevant and necessary, with no missing or irrelevant ones;</li> <li>- <b>Insertion Accuracy:</b> Are all figures referenced and inserted in the right sequence and with correct names/descriptions;</li> <li>- <b>Image-Text Coherence:</b> Does the placement and use of figures improve understanding and logically connect with the accompanying explanation/text;</li> </ul> <p>Report results as a JSON object with this format: { "Figure Relevance": &lt;score&gt;, "Insertion Accuracy": &lt;score&gt;, "Image-Text Coherence": &lt;score&gt; }</p> <p>Assign only integer scores. Do not include explanations, comments, or any text outside the above JSON.</p>
--	--

Figure 17: Prompt template for using VLMs to examine the generated multimodal answer on whether it selects and inserts relevant visual content coherently.

<p><b># System Prompt:</b> You are an expert answer validation assistant specializing in language comprehension and content evaluation. Your task is to automatically assess a generated multimodal answer, focusing exclusively on the accuracy and coherence of the integrated textual explanation.</p> <p><b>You will be provided with:</b></p> <ul style="list-style-type: none"> <li>- The original question and its short answer;</li> <li>- The full supporting evidence (including any extracted texts, descriptions of images/tables, figure captions, etc.);</li> <li>- The initial multimodal answer, with text and figure placeholders (e.g., ![name](figureX));</li> </ul> <p><b>Your assessment process:</b></p> <ol style="list-style-type: none"> <li><b>1. Comprehension &amp; Alignment:</b> <ul style="list-style-type: none"> <li>- Fully understand the question and required information;</li> <li>- Review the provided supporting evidence, including any relevant extracted texts or descriptions;</li> </ul> </li> <li><b>2. Accuracy of Integrated Text:</b> <ul style="list-style-type: none"> <li>- Examine whether the text portions of the multimodal answer accurately address the question, are factually correct, and are clearly derived from the supporting evidence;</li> <li>- Check logical consistency and factuality between the cited evidence and the short answer;</li> <li>- Assess if any essential information from the evidence is omitted or incorrectly incorporated;</li> </ul> </li> </ol>	<p><b>3. Coherence of Explanation:</b></p> <ul style="list-style-type: none"> <li>- Determine whether the explanation flows logically and is easy to read;</li> <li>- Evaluate whether the textual content is well-structured, connects naturally with cited visual content (even if you do not evaluate the visuals themselves), and supports the main answer;</li> <li>- Ensure that the explanation has no serious redundancy or ambiguity</li> </ul> <p><b>Scoring &amp; Output</b> For each of the following, rate on a scale from 0 (not at all) to 5 (perfect):</p> <ul style="list-style-type: none"> <li>- <b>Textual Accuracy:</b> Does the answer's text correctly reflect the question and evidence, with no significant factual errors or gaps;</li> <li>- <b>Textual Coherence:</b> Is the textual explanation clear, well-organized, and logically connected to the overall answer;</li> </ul> <p>Report results as a JSON object with this format: { "Textual Accuracy": &lt;score&gt;, "Textual Coherence": &lt;score&gt; }</p> <p>Assign only integer scores. Do not include explanations, comments, or any text outside the above JSON.</p>
--	--

Figure 18: Prompt template for using LLMs to check the accuracy and coherence of integrated text in the generated multimodal answer.



<p><b># System Prompt:</b> You are a helpful question-answering assistant. Your task is to generate an interleaved text and image response based on provided questions and quotes.</p> <ul style="list-style-type: none"> <li>- Note that 'interleaved text and image response' refers to a format where both text and images are presented together in an alternating manner.</li> </ul> <p><b>1. Evidence Selection</b></p> <ul style="list-style-type: none"> <li>- Carefully read and understand the question, identifying the key evidence it requires;</li> <li>- Carefully analyze and comprehend text and image quotes, accurately identifying the key information they contain;</li> <li>- From both text and image quotes, pinpoint those that are really relevant for answering the question. Focus on significance and direct relevance;</li> </ul> <p><b>2. Answer Construction</b></p> <ul style="list-style-type: none"> <li>- Use Markdown to embed text and images in your response;</li> <li>- Depending on the question type: <ul style="list-style-type: none"> <li>• Employ a sequential format for procedural queries;</li> <li>• Use bullet points for questions needing a list-based response;</li> <li>• Write in paragraphs for detailed explorations of causes or processes;</li> <li>• Merge response styles for complex queries to ensure complete coverage;</li> </ul> </li> </ul>	<ul style="list-style-type: none"> <li>• Conclude with a direct and concise answer to the question in a simple and clear sentence;</li> </ul> <p><b>3. Quote Citation</b></p> <ul style="list-style-type: none"> <li>- Cite text by adding [text index]; for example, quote from the first text should be [1];</li> <li>- Use ![{conclusion}] (image index) format for the first image, use ![{conclusion}] (image1) to cite images; The conclusion should be a concise one-sentence summary of the image's content;</li> <li>- Flexibly place image citations dependent on their contribution to text explanation—either above or below the related analysis, or group multiple images as needed;</li> </ul> <p>-----</p> <p><b># User Message:</b></p> <p><b>1. Text Quotes</b> are:</p> <ul style="list-style-type: none"> <li>- [1] {text quote 1}</li> <li>...</li> <li>- [12] {text quote 12}</li> </ul> <p><b>2. Image Quotes</b> are:</p> <ul style="list-style-type: none"> <li>- image1 is: data:image/jpeg;base64,{base64 encoding of image quote 1}</li> <li>...</li> <li>- image8 is: data:image/jpeg;base64,{base64 encoding of image quote 8}</li> </ul> <p><b>3. User question</b> is: {question}</p>
--	---

Figure 19: Prompt template for inputting multimodal (interleaved text-image) sequence to VLM for multimodal answer generation.

<p><b># System Prompt:</b> You are a helpful question-answering assistant. Your task is to generate an interleaved text and image response based on provided questions and quotes.</p> <p><b>Note:</b> 'Interleaved text and image response' refers to a format where both text and images are presented together in an alternating manner.</p> <p><b>1. Evidence Selection</b></p> <ul style="list-style-type: none"> <li>- Carefully read and understand the question, identifying the key evidence it requires.</li> <li>- Carefully read and understand all the quotes, identifying the key information they contain.</li> <li>- From both text and image quotes, pinpoint those really relevant for answering the question. Focus on significance and direct relevance.</li> <li>- Each image quote is the description of the image.</li> </ul> <p><b>2. Answer Construction</b></p> <ul style="list-style-type: none"> <li>- Use Markdown to embed text and images in your response.</li> <li>- Depending on the question type: <ul style="list-style-type: none"> <li>• Employ a sequential format for procedural queries;</li> <li>• Use bullet points for questions needing a list-based response;</li> <li>• Write in paragraphs for detailed explorations of causes or processes;</li> <li>• Merge response styles for complex queries to ensure complete coverage;</li> </ul> </li> </ul>	<ul style="list-style-type: none"> <li>• Conclude with a direct and concise answer to the question in a simple and clear sentence.</li> </ul> <p><b>3. Quote Citation</b></p> <ul style="list-style-type: none"> <li>- Cite text by adding [text index]; for example, quote from the first text should be [1].</li> <li>- Use ![{conclusion}] (image index) format to cite images; for the first image, use ![{conclusion}] (image1). The {conclusion} should be a concise one-sentence summary of the image's content.</li> <li>- Flexibly place image citations based on their contribution to text explanation—either above or below the related analysis, or group multiple images as needed.</li> </ul> <p>-----</p> <p><b># User Message:</b></p> <p><b>1. Text Quotes</b> are:</p> <ul style="list-style-type: none"> <li>- [1] {text quote 1}</li> <li>...</li> <li>- [12] {text quote 12}</li> </ul> <p><b>2. Image Quotes</b> are:</p> <ul style="list-style-type: none"> <li>- image1 is described as: {VLM-text or OCR-text of image quote 1}</li> <li>...</li> <li>- image8 is described as: {VLM-text or OCR-text of image quote 8}</li> </ul> <p><b>3. User question</b> is: {question}</p>
---	--

Figure 20: Prompt template for inputting multimodal quotes as pure-text sequence to both LLM and VLM for multimodal answer generation.

<p><b># System Prompt:</b> You are a helpful content evaluation assistant. You will receive a question, a short answer, a perfect answer, and an interleaved answer. Your task is to evaluate the quality of the interleaved answer with scores.</p> <p><b># 1. Understand Evidence</b> - Analyze and comprehend the question and short answer, identifying the key evidence it requires; - Analyze and comprehend the perfect answer, accurately identifying the key information it contains; - Analyze and comprehend the interleaved answer, identifying the information it contains. - In the interleaved answer, images are cited using the format ![[summary]](image index), where summary corresponds to a short summary of the image; texts are cited using the [text-{quote\_id}] format.</p> <p><b># 2. Scoring Criteria</b> Evaluate the quality of the interleaved answer based on the following scoring criteria, assigning a specific score for each aspect: - 0: The answer completely fails to meet the requirement, or is entirely irrelevant. - 1: The answer completely fails to meet the requirement, with significant errors, missing information, or weak justification that severely impact the overall quality. - 2: The answer partly meets the requirement but contains noticeable gaps, minor inaccuracies, or readability issues. - 3: The answer moderately meets the requirement, but small inconsistencies, lack of clarity, or minor justification issues remain. - 4: The answer largely meets the requirement with minor imperfections. - 5: The answer perfectly meets the requirement, is flawless, well-structured, and highly relevant.</p>	<p><b># 3. Scoring Aspects</b> The following scoring criteria are independent of each other. When scoring, make sure each item is evaluated independently, objectively, and fairly. One option should not influence the scores of other options. - <b>1. Fluency:</b> Is the interleaved answer grammatically correct, coherent, and easy to read? Does it flow naturally? - <b>2. Citation Quality:</b> Is the placement of the citation positioned appropriately? Does the citation appear at a key point in the response where it is necessary for supporting the answer, or is its placement illogical or irrelevant? - <b>3. Text-Image Coherence:</b> Through image summary, do the text and image complement each other seamlessly? Is each image integrated into the narrative in a way that enhances the overall understanding? - <b>4. Reasoning Logic:</b> Does the interleaved answer follow a logical, well-structured, and clear reasoning process? Check if the steps taken are rational and systematic. - <b>5. Factuality:</b> Does the interleaved answer's overall reasoning and framework align with the perfect answer? Are there any major factual inaccuracies or misleading information?</p> <p><b># 4. Response</b> The response should be structured as a JSON object following this fixed format: { 'Aspect': score } For example, the response should be: 'Fluency': score, 'Citation Quality': score, 'Text-Image Coherence': score, 'Reasoning Logic': score, 'Factuality': score Provide only the integer scores in the specified format. Do not include additional details beyond the score.</p>
---	--

Figure 21: Prompt template for adopting LLM-as-Judge as evaluation criteria for multimodal answer generation. It scores the generated answer from five key aspects: fluency, citation quality, text-image coherence, reasoning logic, and factuality.

## F Qualitative Study

In this section, we present a qualitative study on the quality of multimodal answer generation for existing and finetuned large models, comprising (F.1) error analysis for four typical errors, (F.2) performance comparison of VLM by using multimodal and pure-text quotes for multimodal generation, and (F.3) assessment of finetuning effectiveness.

### F.1 Error Analysis: Qualitative Study on 4 Common Errors

To gain a comprehensive understanding of model competence beyond quantitative scores, we conduct a detailed error analysis of multimodal (interleaved text-image) answers generated by GPT-4o [49] compared to gold answers in MMDocRAG. We manually analyzed 200 cases to identify recurrent issues.

For **citing quality**, we identify the following primary errors:

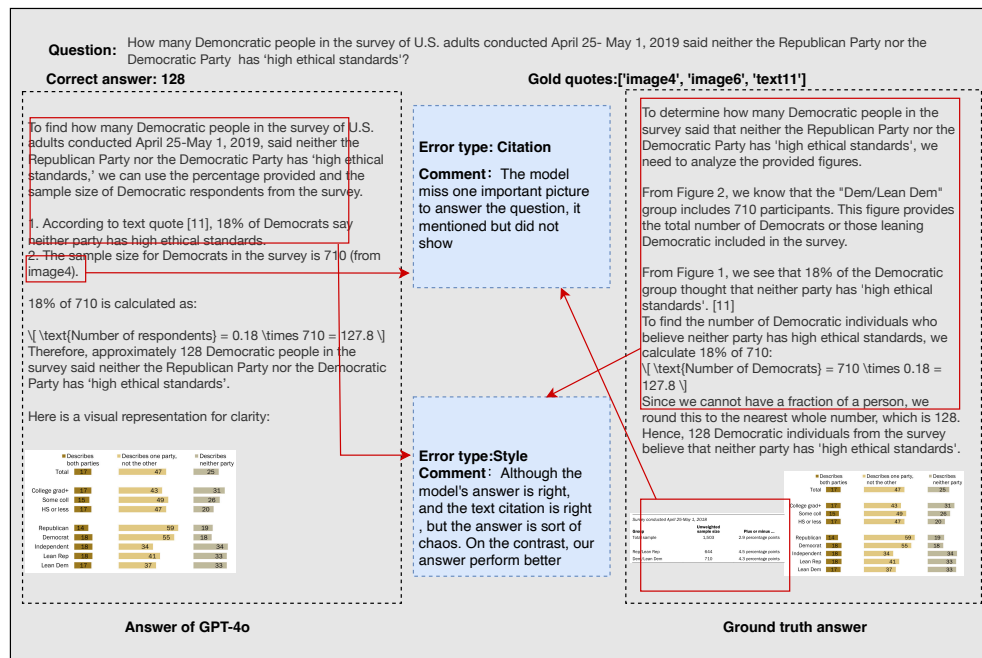
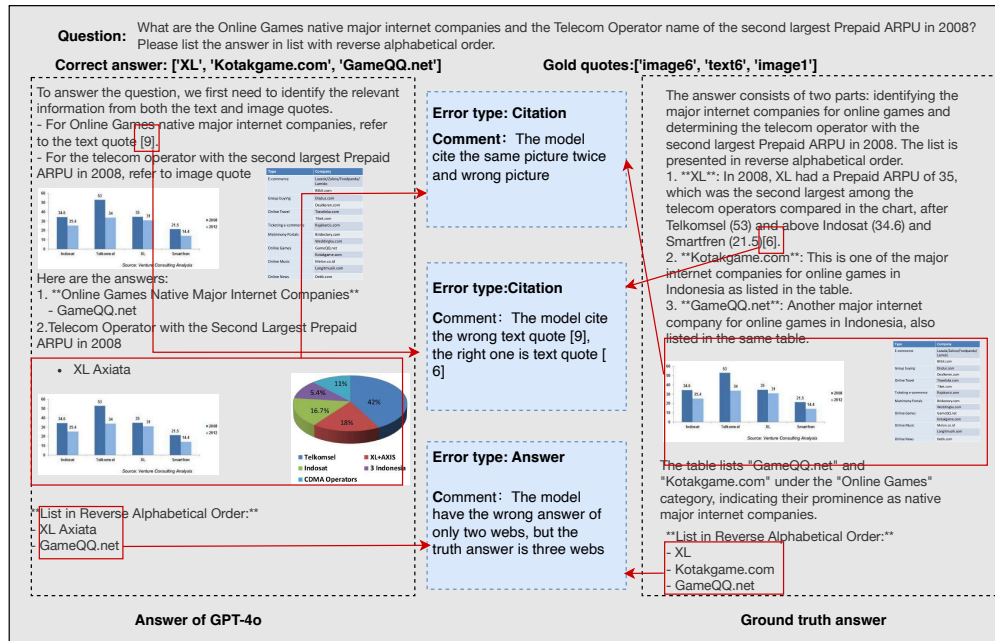
- **Excessive Citation:** The model often over-cites irrelevant images or fails to select the most relevant ones. Confusion among similar images frequently leads to incorrect selections, and repeated citation of the same image is common. For text, the model sometimes cites irrelevant or duplicate passages. This issue was present in approximately 34.5% of cases.
- **Inadequate Citation:** The model occasionally cites only one primary image or omits relevant images needed for a complete answer. Similarly, for text, it sometimes fails to cite the most pertinent excerpts, indicating challenges in extracting meaningful information. This occurred in about 30.0% of cases.
- **Citation Position:** Citations are sometimes placed out of alignment with the relevant sentences, observed in approximately 16.5% of cases.

Regarding **reasoning and factual consistency**, the model sometimes fails to fully comprehend visual content, omitting crucial information or selecting incorrect but similar images. This results in inaccurate or incomplete answers, highlighting the need for improved image discrimination and logical reasoning.

In terms of **text-image coherence**, we frequently observe mismatches between the model’s citation placement and the gold standard. While this does not significantly impact answer correctness, it affects answer coherence and highlights subjective aspects of evaluating multimodal integration. Nonetheless, image placement is generally satisfactory and reflects flexible interleaving rather than a rigid order.

For **fluency**, most generated answers are linguistically coherent, as large language models typically produce fluent, high-quality sentences with few grammatical errors.

In summary, although the model demonstrates strong language fluency, there remains considerable room for improvement in visual understanding, multimodal integration, and citation coherence. Enhancing logical reasoning and the alignment of cited evidence is essential for further improving overall model performance.



## F.2 Multimodal vs Pure-text Quotes: Qualitative Analysis

As discussed in Section 4.4, we compare model performance when quotes are provided as either pure-text or multimodal (interleaved text-image) inputs. The quantitative results are presented in Table 8 and Table 5. To further illustrate the differences beyond quantitative scores, we perform a detailed qualitative analysis contrasting interleaved text-image inputs with pure-text inputs.

GPT-4o demonstrates moderate advantages in multimodal reasoning when provided with original images. The model accurately interprets and integrates visual details, enabling the identification and extraction of key information that is often missed when relying solely on text descriptions.

In terms of **citation quality**, pure-text input increases the likelihood of incorrect or missed image citations. The model is more prone to confusing visually similar but semantically different images, which leads to citation errors and, ultimately, incorrect answers. In contrast, directly providing original images enables the model to achieve higher citation precision and stronger evidence grounding.

Regarding **answer quality**, text-only inputs sometimes result in hallucinations or factual inaccuracies, as the model fails to capture critical visual information. Nevertheless, GPT-4o still maintains comparable logical coherence and, to some extent, factuality in its text-based responses, suggesting that advanced VLMs can leverage textual context effectively, but substantial advantages are realized when visual content is directly accessible.

In summary, for advanced VLMs like GPT-4o, providing original images substantially improves citation accuracy, factual grounding, and multimodal reasoning. While these models exhibit strong language-based reasoning, integrating visual inputs is essential for achieving optimal performance on multimodal tasks. In contrast, VLMs with smaller model sizes struggle to interpret and integrate information from multiple images within an input sequence, resulting in decreased performance on multimodal tasks (see Figure 26). For these less advanced models, it is generally preferable to use pure-text inputs, as they process textual information more reliably than complex multimodal content.

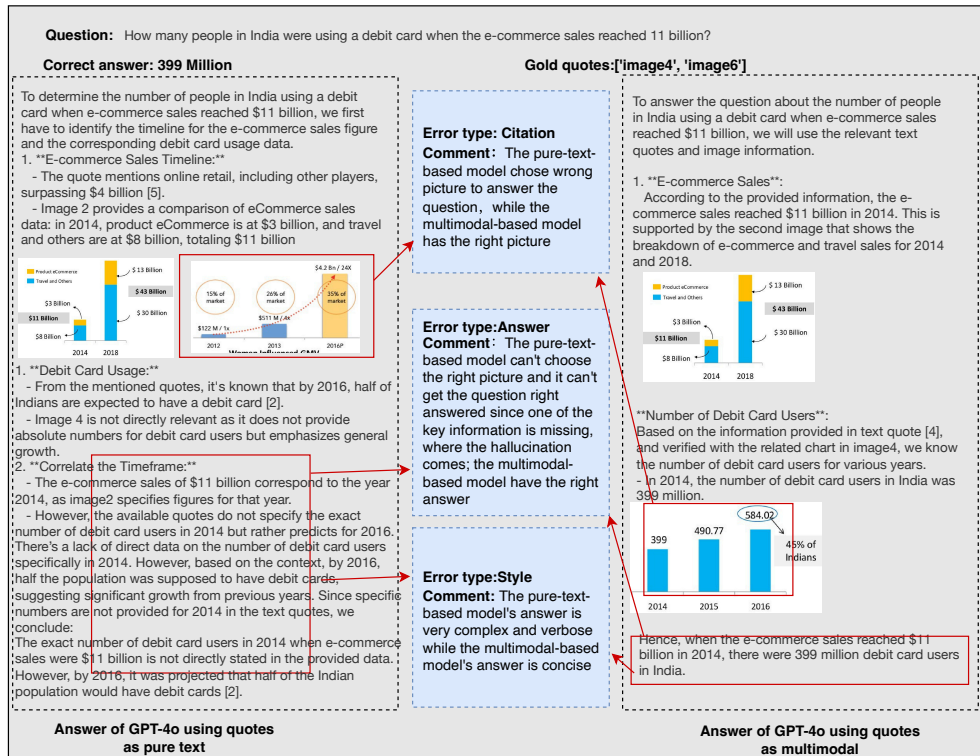


Figure 24: This example shows that the pure-text-based GPT-4o failed to select a key figure. While the answer is correct, it is more verbose compared to that of multimodal-based GPT-4o.

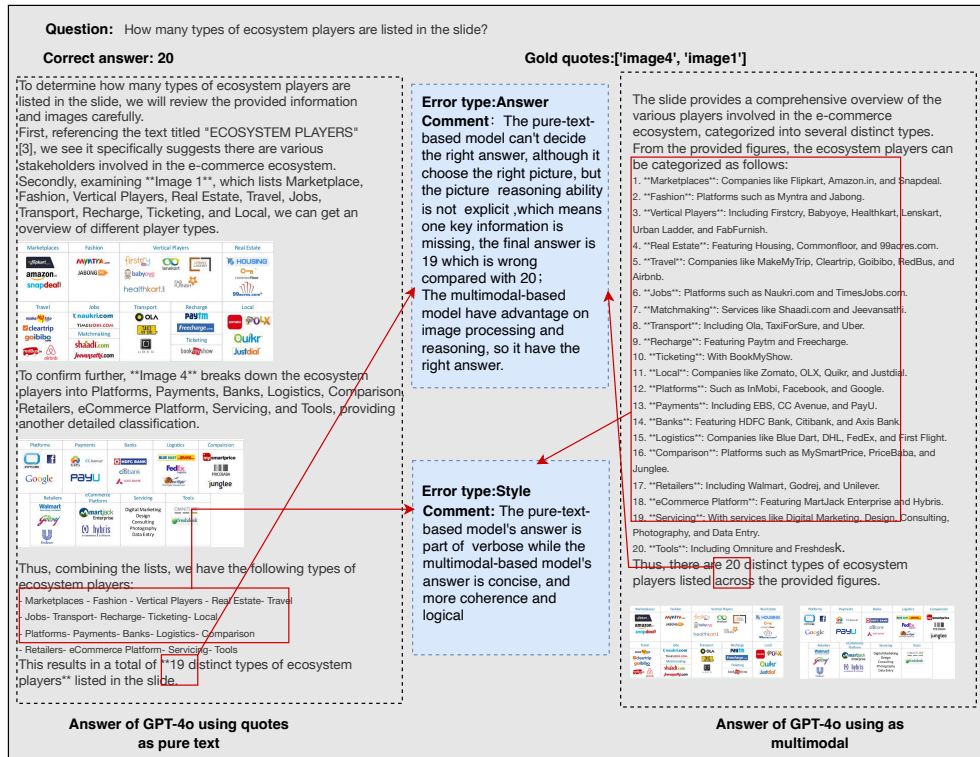


Figure 25: This example shows that although the pure-text-based GPT-4o selected the correct image, its multimodal reasoning was incorrect and not concise, resulting in an incoherent and verbose answer.

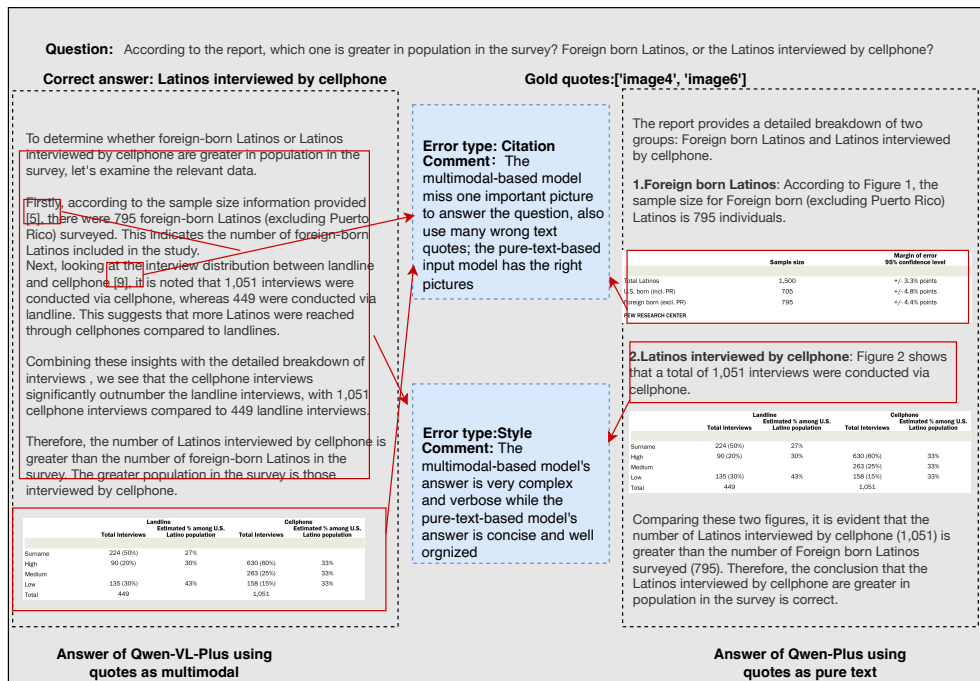


Figure 26: The examples shows that in Qwen-VL-Plus failed to one key image evidence. In contrast, Qwen-Plus which relies on pure-text inputs, correctly selected the evidence and led to correct answer.

### F.3 Finetuning Effectiveness: Qualitative Analysis

As discussed in Section 4.3 and illustrated in Figure 5, fine-tuning significantly enhances the model's ability to select and generate multimodal information. To further investigate this effect, we conduct a qualitative analysis of Qwen2.5-14B-Instruct [59] before and after fine-tuning, manually reviewing 100 cases to assess performance changes.

Our analysis reveals substantial improvements across multiple evaluation dimensions. Fine-tuning markedly strengthens the model's citation capabilities for both textual and visual evidence. Prior to fine-tuning, the model frequently selected incorrect images or failed to present relevant visual information. After fine-tuning, it consistently select images that closely align with gold-standard answers. For text citation, the base model often chose irrelevant passages or produced redundant references, whereas the fine-tuned model reliably identified appropriate textual segments, resulting in more accurate and relevant support.

Furthermore, the overall answer quality improves, with fine-tuned responses exhibiting higher factual accuracy and stronger reasoning consistency, which primarily due to improved evidence selection. The logical integration and positioning of cited images also become more coherent. Additionally, the fine-tuned model generates answers that are more concise, explicit, and faithful to the ground truth, demonstrating increased clarity, relevance, and structured reasoning.

In summary, these findings underscore that fine-tuning greatly improves citation precision, factual grounding, logical coherence, and answer fluency, leading to comprehensive performance gains on multimodal RAG tasks.

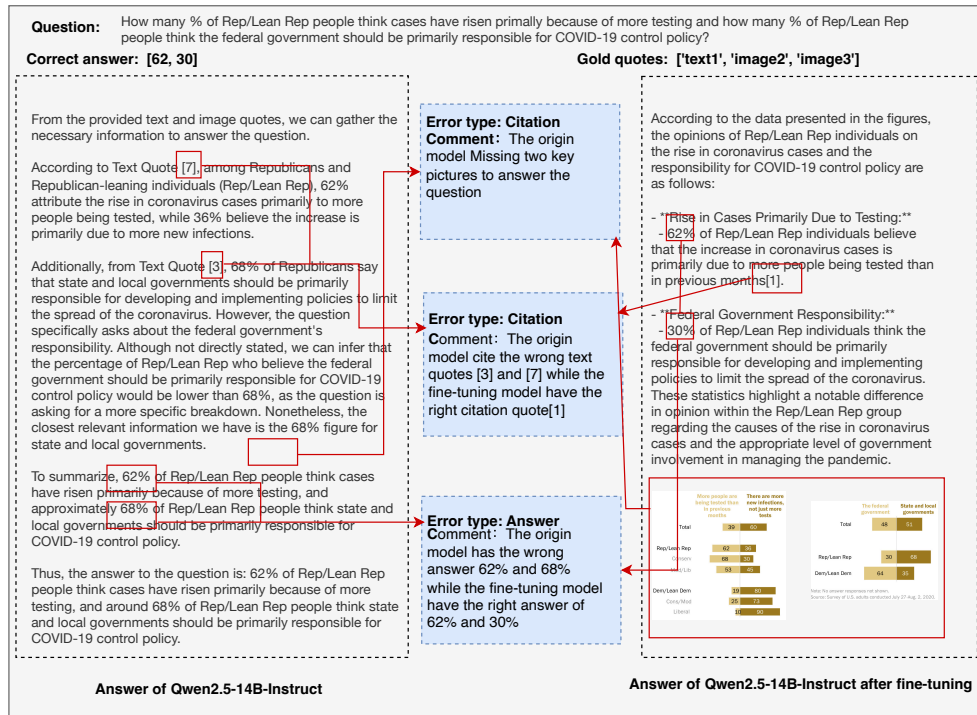


Figure 27: This example demonstrates that the base model failed to cite two key images and referenced incorrect textual passages, resulting in incorrect answer. In contrast, the fine-tuned model successfully cited the relevant images and text, leading to a correct and well-supported response.



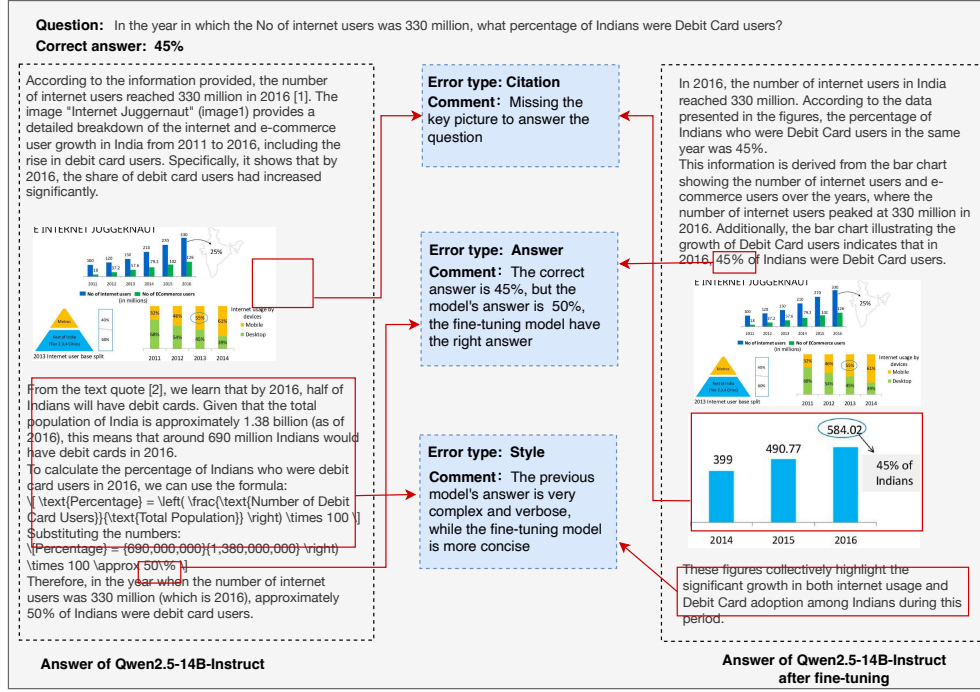


Figure 28: This example demonstrates that the base model failed to cite the key image and produced an overly verbose and lengthy reasoning chain, resulting in an incorrect answer. In contrast, the fine-tuned model successfully cited the relevant image and provided a more concise reasoning process, leading to a correct response.

## G License Agreement

MMDocRAG reuses document data and select annotations from the MMDocIR dataset [16], which is distributed under the terms of the Apache License 2.0. The Apache License 2.0 permits use, reproduction, and distribution for research purposes, provided that compliance with its terms is maintained. For the new annotations contributed in this work, including but not limited to the questions, evidence annotations, and multimodal answers, we make them available solely for research purposes. Users are permitted to use, modify, and share these annotations for academic and non-commercial research activities. Any other use, including commercial exploitation, is not permitted without explicit written permission from the authors.

## H Limitations

The limitations of our methods are as follows:

- **Limited Multimodal Retrieval Capability:** MMDocRAG primarily focuses on multimodal answer generation by evaluating the ability of LLMs and VLMs to select and integrate relevant multimodal quotes from a noisy set. In our proposed MMDocRAG, each question is associated with an average of 2.7 gold quotes out of 15/20 candidates, resulting in only 18.0/13.5% relevant quotes for answer generation. However, real-world RAG scenarios might present cases where no relevant quotes are retrieved, especially with imperfect multimodal retrieval modules. Our current setup does not adequately capture such rare unanswerable cases.
- **Fine-tuning Limited to LLMs:** Our experiments fine-tune five Qwen2.5 models (ranging from 3B to 72B parameters) where multimodal quotes are linearized as pure text sequences. We do not report fine-tuning results on Qwen2.5-VL models due to computational constraints: multimodal input sequences are significantly longer (7.1k vs. 3.6k tokens on average), and, in extreme cases

with high-resolution images, can exceed 20k tokens. While we attempted to fine-tune Qwen2.5-VL models, training was unstable and frequently interrupted. As a result, we do not present VLM fine-tuning results in this work.