


# SATURN: SAT-based Reinforcement Learning to Unleash Language Model Reasoning

**Huanyu Liu**  
Peking University  
huanyuliu@stu.pku.edu.cn

**Ge Li\***  
Peking University  
lige@pku.edu.cn

**Jia Li**   
Tsinghua University  
jia\_li@mail  
.tsinghua.edu.cn

**Hao Zhu**  
Peking University  
zhuhaohao@stu.pku.edu.cn

**Kechi Zhang**  
Peking University  
zhangkechi@pku.edu.cn

**Yihong Dong**  
Peking University  
dongyh@stu.pku.edu.cn

## Abstract

How to design reinforcement learning (RL) tasks that effectively unleash the reasoning capability of large language models (LLMs) remains an open question. Existing RL tasks (*e.g.*, math, programming, and constructing reasoning tasks) face three key limitations: ❶ **Scalability**. They rely heavily on human annotation or expensive LLM synthesis to generate sufficient training data. ❷ **Verifiability**. LLMs’ outputs are hard to verify automatically and reliably. ❸ **Controllable Difficulty**. Most tasks lack fine-grained difficulty control, making it challenging to train LLMs from easy to hard and progressively develop reasoning capability.

To address these limitations, we propose **SATURN**, a SAT-based RL framework that uses Boolean Satisfiability (SAT) problems to train and evaluate LLM reasoning. **SATURN** enables scalable task construction, rule-based verification, and precise difficulty control. **SATURN** designs a curriculum learning pipeline that continuously improves LLMs’ reasoning capability by constructing SAT tasks of increasing difficulty and training LLMs from easy to hard. To ensure stable training, we design a principled mechanism to control difficulty transitions.

We introduce **SATURN-2.6k**, a dataset of 2,660 SAT problems with varying difficulty. It supports the evaluation of how LLM reasoning changes with problem difficulty. We apply **SATURN** to DeepSeek-R1-Distill-Qwen and obtain **SATURN-1.5B** and **SATURN-7B**. We achieve several notable results: ❶ On SAT problems, **SATURN-1.5B** and **SATURN-7B** achieve average pass@3 improvements of +14.0 and +28.1, respectively. ❷ On math and programming tasks, **SATURN-1.5B** and **SATURN-7B** improve average scores by +4.9 and +1.8 on benchmarks (*e.g.*, AIME, LiveCodeBench). ❸ Compared to the state-of-the-art (SOTA) approach in constructing RL tasks, **SATURN** achieves further improvements of +8.8%. We release the source code, data, and models to support future research at <https://github.com/gtxygyzb/Saturn-code>.

## 1 Introduction

Recently, reinforcement learning (RL) has become a promising paradigm for unleashing the reasoning capability of large language models (LLMs), particularly in math, programming, and logical reasoning (*e.g.*, OpenAI-o1 [21], DeepSeek-R1 [11], Kimi-k1.5 [37]). During the RL training process, the

\*Corresponding author.

design of RL tasks plays a critical role [14, 31, 32]. A well-designed RL task should elicit LLMs’ reasoning capability, fostering behaviors such as hesitation, reflection, backtracking, summarization, and verification [28, 31, 43, 44, 53].

However, how to design RL tasks that can continuously enhance LLMs’ reasoning capability remains an open question. We think a well-designed RL task for reasoning should satisfy the following three criteria: ❶ **Scalability**. RL training requires large-scale data. RL tasks should support scalable data without human annotation or expensive LLMs’ synthesis. ❷ **Verifiability**. RL rewards must be unambiguously correct. The outputs of LLMs for the task should be easy to verify. ❸ **Controllable Difficulty**. Reasoning capability emerges progressively [42]. RL tasks should support the difficulty control to enable curriculum learning, allowing LLMs to gradually develop more complex reasoning skills [16].

Table 1: The comparison between existing RL tasks and **SATURN**.

Tasks	Scalability	Verifiability	Controllable Difficulty
ScaleQuest [12]	✗	✗	✗
GSM8K (Math) [9]	✗	✓	✗
LiveCodeBench [22]	✗	✓	✗
Game Werewolf [45, 48]	✗	✗	✗
LMRL Gym [4]	✗	✓	✓
SPAG [7]	✗	✓	✗
Knights&Knives [46]	✓	✓	✗
<b>SATURN</b> (Ours)	✓	✓	✓

Table 1 shows the features of current mainstream RL tasks. None of them satisfy all three criteria. Existing RL tasks can be divided into two categories: (1) One category of RL tasks requires LLMs to solve math or programming problems, with rewards based on the correctness of the final answer or code [5, 6, 9, 27]. However, these tasks rely on human annotation for ground-truth solutions or test cases, suffer from a lack of high-quality problems, and offer only coarse control over reasoning difficulty [23, 26]. (2) Another category focuses on manually designed reasoning tasks [12, 45, 46, 48]. For instance, Logic-RL [47] leverages natural language logic K&K puzzles to improve LLMs’ reasoning capability through RL. However, they also present limitations, such as hard to scale up due to reliance on sampling from LLMs [7, 12], hard to verify despite relying on LLMs for cross-validation [12, 41, 51], and hard to control difficulty [45, 48].

In this paper, we aim to answer the following research question:

**Key Question**

Can we design an RL task that supports scalability, verifiability, controllable difficulty, and enhances the reasoning capability of LLMs?

To this end, we propose **Boolean Satisfiability (SAT) problem** as the task for RL. Figure 1 shows an illustration of SAT problems and corresponding features. SAT satisfies all three desiderata we outlined earlier: ❶ **Scalability**. SAT instances can be generated programmatically at scale without human annotation or LLM synthesis, allowing for virtually unlimited training data. ❷ **Verifiability**. SAT is a well-established NP-complete problem in theoretical computer science [10]. The correctness of a solution can be easily verified in linear time. But solving SAT problems requires complex reasoning. ❸ **Controllable Difficulty**. The difficulty of SAT instances can be precisely adjusted (*e.g.*, number of variables, clauses), making it suitable for curriculum learning. What’s more, SAT serves as a universal substrate for limited forms of logical reasoning, as many problems in propositional logic, finite-domain first-order logic, and modal logic can be systematically reduced to SAT [17, 24, 36].

Building on these advantages, we propose **SAT-based reinforcement learning to Unleash LLMs Reasoning**, or **SATURN**. **SATURN** is a multi-stage curriculum learning-based RL framework that continuously improves the reasoning capability of LLMs. **SATURN** efficiently constructs SAT tasks with controllable difficulty and organizes them into progressive stages from easy to hard, allowing LLMs to develop reasoning skills step by step. To ensure training stability and effective progression, we design a principled mechanism to control difficulty transitions based on LLMs’ performance. **SATURN** enables smooth curriculum advancement and steady enhancement of reasoning capability.

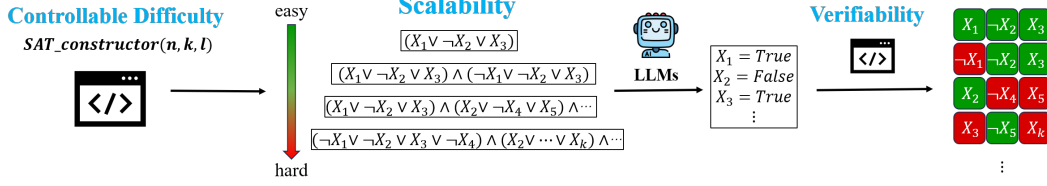


Figure 1: An illustration of SAT problems and its corresponding features.

We introduce the **SATURN-2.6k** dataset, consisting of 1,500 training instances, 160 test instances at the same difficulty as the training set, and 1,000 test instances from 10 **harder** unseen difficulty levels. The test set serves as a benchmark for systematically evaluating how LLMs’ reasoning capability varies with increasing SAT task difficulty. We release SAT construction scripts alongside the dataset, which enable the creation of virtually unlimited SAT instances.

We apply **SATURN** to DeepSeek-R1-Distill-Qwen-1.5B and 7B [11], obtaining **SATURN-1.5B** and **SATURN-7B**. Experiments show that **SATURN** effectively enhances LLMs’ reasoning capability in generalizable scenarios:

- **SATURN-1.5B** and **SATURN-7B** achieve strong performance on **SATURN-2.6k** benchmarks. On unseen harder test set, two models achieve pass@3 improvements of +14.0 and +28.1 respectively.
- The reasoning capability learned from **SATURN** transfers well to math and programming tasks, bringing average improvements of +4.9 and +1.8 on popular benchmarks such as AIME [2], AMC [1], MATH-500 [19], GPQA Diamond [35], and LiveCodebench [22] for two **SATURN** models.
- Compared to the prior SOTA approach (e.g., Logic-RL), **SATURN** achieve average improvements of +8.8% on math and programming tasks.

## 2 SATURN

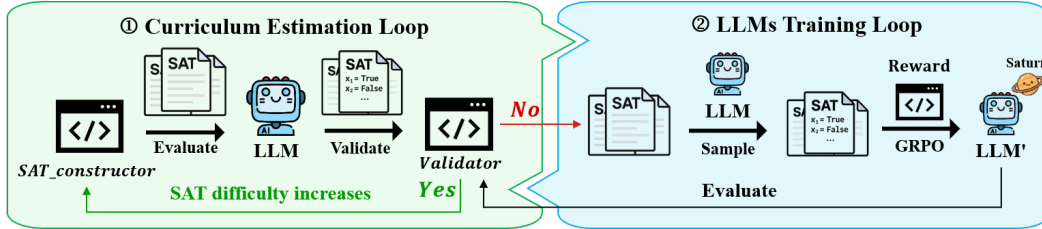


Figure 2: The overall framework of **SATURN**. It alternates between two interconnected loops: (1) **Curriculum Estimation Loop**. (2) **LLMs Training Loop**. The two loops iterate until the maximum number of curriculum stages is reached.

### 2.1 SATURN Learning Loop Framework

We introduce **SATURN**, a multi-stage RL framework that leverages SAT tasks to unleash LLMs’ reasoning via curriculum learning. As illustrated in Figure 2, **SATURN** alternates between two interconnected loops: *Curriculum Estimation Loop* dynamically constructs SAT instances of adjustable difficulty and evaluates LLMs’ performance to determine whether to advance the curriculum stage; *LLMs Training Loop* employs RL to optimize LLMs on current difficulty SAT tasks. The curriculum loop presented in Algorithm 1 proceeds as follows:

**Step 1: Curriculum Estimation Loop.** Given initial SAT difficulty, **SAT\_Construction** generates a validation set of SAT instances. The LLM is evaluated on this set using the pass@1 metric. If the performance exceeds a predefined threshold  $\epsilon$ , the curriculum controller advances to a harder configuration with an increased estimated difficulty. Otherwise, **SATURN** process enters **Step 2** LLMs training loop at the current SAT difficulty. This adaptive loop ensures that the LLM is always trained at the frontier of its reasoning capability, neither too easy nor too hard.

**Step 2: LLMs Training Loop.** For the current difficulty, `SAT_Construction` generates a set of training instances that are different from the validation set. These samples are then used to train LLMs with GRPO. The reward function encourages outputs that are both logically correct and properly formatted. The training loop proceeds until `pass@1`  $> \epsilon$  on the validation set. After that, the process backs to **Step 1** to reassess and potentially advance the curriculum.

The two loops iterate jointly. **SATURN** process terminates when a predefined total number of iterations is reached. Importantly, **SATURN** is not designed to replace math or programming tasks, but to serve as a complementary strategy for enhancing LLMs’ reasoning. In practice, **SATURN** can be integrated with math and programming tasks to enable a stronger training framework.

**SATURN** learning loop raises three core challenges: ❶ Section 2.2 introduces how to construct scalable and controllable SAT instances. ❷ Section 2.3 presents how to estimate instance difficulty for curriculum learning. ❸ Section 2.4 explains how to train LLMs on SAT tasks with RL.

## 2.2 SAT Instances Construction

In this subsection, we formalize the construction of SAT instances. A SAT problem determines whether a propositional formula can be satisfied by a Boolean truth assignment. Formally, we define a  $(n, k, l)$ -SAT instance in conjunctive normal form (CNF) as:

$$\begin{cases} \Phi = (x_{a_{1,1}} \vee \neg x_{a_{1,2}} \vee \dots \vee x_{a_{1,n}}) \wedge \dots \wedge (x_{a_{l,1}} \vee \dots \vee \neg x_{a_{l,n}}) \\ \text{where } a_{i,j} \in \{1, \dots, k\}, \quad i \in [1, l]_{\mathbb{Z}}, j \in [1, n]_{\mathbb{Z}} \end{cases} \quad (1)$$

where each clause contains exactly  $n$  variables (literals), each being either  $x_i$  or its negation  $\neg x_i$ ,  $k$  is the total number of variables, and  $l$  is the total number of clauses. Based on the definition, we design a SAT instance constructor, `SAT_Construction` $(n, k, l, m)$ , which uniformly samples  $m$  SAT instances from the space of  $(n, k, l)$ -SAT. By adjusting the parameters  $(n, k, l, m)$ , `SAT_Construction` enables the scalable and controllable construction of SAT instances. The design details of the constructor algorithm are provided in Appendix B. All generated SAT instances are guaranteed to be satisfiable.

## 2.3 Estimation of Task Difficulty

In this subsection, we present the estimation of SAT task difficulty for LLMs. This estimation also serves as the foundation for curriculum learning in LLMs.

As a canonical NP-complete problem [10], SAT admits a polynomial-time reduction from any other NP problem [25]. SAT exhibits a known phase transition phenomenon: when the clause-to-variable ratio  $\alpha_c = l/k$  approaches a critical threshold (typically near 4.26 for 3-SAT), the probability of satisfiability drops sharply, and problem difficulty peaks. This phenomenon probably stems from *replica symmetry breaking* (RSB) [54]: near  $\alpha_c$ , the solution space fractures into disconnected clusters separated by energy barriers. Beyond  $\alpha_c$ , the space collapses, reducing complexity.

However, RSB theory is designed for heuristic SAT solvers. For humans or LLMs solving SAT problems through logical steps such as trial, verification, and reasoning, such solver-like phase transitions are hardly observable in human-like thinking processes. While any  $n$ -SAT ( $n > 3$ ) can be reduced to 3-SAT [25], they differ significantly for LLMs in terms of solution space size and token length.

Prior work [18] on SAT tasks for LLMs typically categorized difficulty based on phase transition points. To systematically estimate task difficulty, we define an analytical estimator of the expected solution space size. Given a  $(n, k, l)$  SAT instance, its difficulty for LLMs can be approximately estimated by:

$$D(n, k, l) = \log_2(k) + 2 \log_2(l) - n + \frac{k}{n} \quad (2)$$

Eq. (2) provides a more controllable, fine-grained estimation of SAT task difficulty. The detailed derivation is provided in Appendix C. To further validate Eq. (2), we evaluate LLMs’ performance on SAT instances with varying difficulty levels. As shown in Figure 3, each point represents a LLM’s

average pass@3 on the same estimated difficulty instances. Pass@3 generally decreases as  $D(n, k, l)$  increases, suggesting that our estimation aligns with the solvability trends observed in practical LLMs. Stronger LLMs maintain higher pass@3, while weaker LLMs exhibit lower scores overall. The validity of the estimation in Eq. (2) is further confirmed by ablation experiments, as detailed in Appendix C.

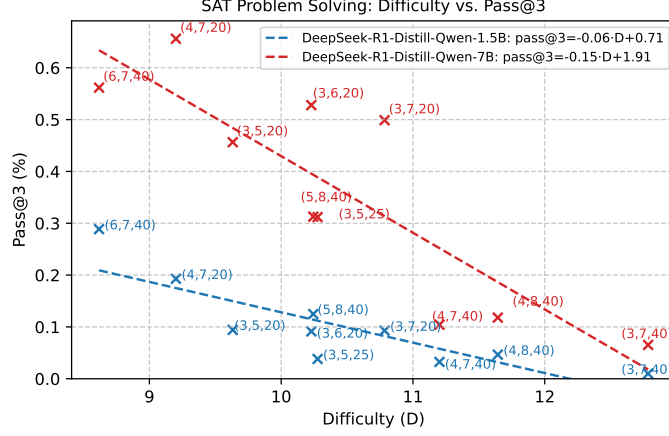


Figure 3: Scatter plots of pass@3 versus estimated difficulty  $D(n, k, l)$  for different LLMs, with linear regression fits. The linear regression for two models achieve  $R^2$  values of 0.707 and 0.724 respectively, suggesting a reasonably strong linear relationship between difficulty and pass@3.

## 2.4 Reinforcement Learning with GRPO

In this subsection, we introduce the single-stage RL training for given  $(n, k, l)$ -difficulty tasks. RL can further improve LLMs’ generalization by directly optimizing policy gradients over diverse reasoning trajectories [11]. Given the SAT tasks, we then train LLMs using the original sample-level GRPO to optimize the policy  $\pi_\theta$  with KL divergence penalty. The GRPO objective function is defined as:

$$\mathcal{L}_{\text{GRPO}}(\theta) = \mathbb{E}[q \sim P(Q), \{o_i\}_{i=1}^G \sim \pi_{\theta_{old}}(O|q)]$$

$$\frac{1}{G} \sum_{i=1}^G \frac{1}{|o_i|} \sum_{t=1}^{|o_i|} \left\{ \min \left[ r_{i,t}(\theta) \hat{A}_{i,t}, \text{clip}(r_{i,t}(\theta), 1 - \epsilon, 1 + \epsilon) \hat{A}_{i,t} \right] - \beta \mathbb{D}_{\text{KL}}[\pi_\theta \parallel \pi_{\text{ref}}] \right\} \quad (3)$$

$$\text{where } r_{i,t}(\theta) = \frac{\pi_\theta(o_{i,t} | q, o_{i,<t})}{\pi_{\text{old}}(o_{i,t} | q, o_{i,<t})}, \quad \hat{A}_{i,t} = \frac{r_i - \text{mean}(\mathbf{r})}{\text{std}(\mathbf{r})}$$

where  $q$  denotes a SAT instance,  $o_i$  is the reasoning trajectory generated by the policy  $\pi_\theta$ , and  $G$  groups SAT instances with identical  $(n, k, l)$  parameters. A simple yet effective reward scheme [11] is designed that combines a *format reward* and a *correctness* reward. Specifically,  $r_i = -1$  if an output is invalid (*i.e.*, missing the `\boxed{\}` wrapper);  $r_i = 0$  for well-formatted but incorrect answers; and  $r_i = 1$  only when both the format and the answer are correct. Here, an answer is considered correct if it passes a verifier and represents a full satisfying assignment. Training schedule and hyperparameter settings are detailed in Appendix D. And the SAT prompt template is shown in Appendix F.

## 3 Experiments

We apply **SATURN** to DeepSeek-R1-Distill-Qwen-1.5B and 7B, obtaining **SATURN-1.5B** and **SATURN-7B**. To evaluate the effectiveness of **SATURN**, we conduct a large-scale study to evaluate both models. In this section, we introduce our research questions (RQs), benchmarks, baselines, and evaluation metrics. For each RQ, we present the corresponding experimental design, results, and analysis in separate subsections.

### 3.1 Research Questions

Our study aims to answer the following research questions:

**RQ1: How much improvement does SATURN achieve in solving SAT tasks?** We evaluate SATURN-1.5B and SATURN-7B performance on SATURN-2.6k with different difficulty levels.

**RQ2: How effectively does SATURN generalize to math and programming tasks?** To evaluate the transferability of reasoning capabilities learned by SATURN, we evaluate the performance of LLMs on math and programming benchmarks and compare them with current SOTA LLMs.

**RQ3: How does SATURN compare to prior RL tasks?** To explore the relationship between SATURN and existing RL tasks, RQ3 investigates whether SATURN can (1) serve as a complementary task to math and programming, and (2) outperform other constructing RL tasks.

**RQ4: How does SATURN affect LLMs reasoning trajectory?** RQ4 explores whether SATURN influences the reasoning patterns of LLMs, particularly in terms of response length and the capability of verification. We investigate whether the reasoning improvements observed in SAT tasks generalize to math and programming.

### 3.2 Experimental Setup

**SATURN Hyperparameters** For SATURN-1.5B and SATURN-7B, we set the initial SAT instance parameters  $(n, k, l)$  to  $(3, 5, 5)$  and  $(3, 5, 13)$ , respectively. In *Curriculum Estimation Loop*, the  $\epsilon$  threshold is set to 0.5 for the 1.5B model and 0.75 for the 7B model. In *LLMs Training Loop*, we evaluate the pass@k with a step size of 250 training samples. The total number of curriculum iterations is set to 2. Detailed hyperparameters are provided in Appendix A. Ablation studies in Appendix H demonstrate the necessity of curriculum learning and the effectiveness of hyperparameters on SAT difficulty, thresholds, step sizes, etc.

**Benchmarks.** ① Building upon SAT\_Construction tool and difficulty estimation, we release SATURN-2.6k, a curated benchmark designed to evaluate LLMs’ reasoning capability across varying complexity. SATURN-2.6k consists of 1,500 training instances and 160 test instances that share the same estimated difficulty level. To assess performance under increasing task complexity, SATURN-2.6k further includes 1,000 test instances from 10 unseen harder difficulty levels, with 100 instances per level. These levels are selected based on our difficulty estimation  $D(n, k, l)$ , enabling a systematic analysis of how LLM performance changes as problem difficulty increases. Additionally, custom datasets of desired difficulty can be constructed using our open-sourced SAT\_Construction tool. ② For math and programming tasks, following DeepSeek-AI [11], we use AIME 24/25 [2], AMC 22/23 [1], MATH-500 [19], GPQA Diamond [35], and LiveCodeBench v4\_v5 subset [22].

**Baseline Model.** We conduct evaluations against several 1.5B and 7B parameter reasoning models as the baselines, which include DeepSeek-R1-Distill-Qwen-1.5B & 7B [11], Still-3-1.5B-Preview [40], s1.1-1.5B & 7B [31], z1-7B [50], OpenThinker-7B [38], and DeepScaleR-1.5B-Preview [29]. In addition, we include a supervised fine-tuning (SFT)-only baseline trained on the Math training dataset [19], which provides step-by-step problem reasoning trajectories. We randomly select the most difficult Level-5 1,000 problems from training set for one epoch of SFT, following the same training template as DeepSeek-R1-Distill-Qwen. With the same dataset size, our setup enables a fair comparison between SFT and RL on SAT tasks.

**Evaluation Metrics.** Following DeepSeek-AI [11], we use pass@k as the evaluation metric. Pass@k assesses the probability that at least one correct solution is generated within  $k$  attempts. For SAT problems, we evaluate pass@k  $\in \{1, 3, 5, 7, 10\}$  and sample 12 times per problem. For math and programming benchmarks, we use pass@1, following a context length of 32,768 and temperature = 0.6. More evaluation hyperparameters are provided in Appendix E. All experiments are conducted on NVIDIA 8xA100 (40GB) GPUs. Specific prompts are detailed in Appendix F.

### 3.3 RQ1: SATURN Substantially Improves Performance on SAT Tasks

We evaluate the performance of SATURN-1.5B and SATURN-7B on SAT tasks using SATURN-2.6k test set. Specifically, the evaluation involves unseen SAT instances that were not included in the

training data. The results, presented in Table 2, 10–14, and detailed in Appendix G, demonstrate the performance of LLMs across different SAT difficulties.

Table 2: Performance (**pass@k**, in %) on **SATURN-2.6k** test set across different difficulty levels.

Model	SAT-(3,5,5)					SAT-(3,5,8)				
	@1	@3	@5	@7	@10	@1	@3	@5	@7	@10
DeepSeek-R1-Distill-Qwen-1.5B	36.7	71.7	85.4	91.7	96.2	20.3	47.6	63.6	73.4	81.9
<b>SATURN-1.5B-Iteration-1</b>	59.7	90.4	97.1	99.1	99.8	41.0	74.0	85.6	91.1	95.6
<b>SATURN-1.5B-Iteration-2</b>	<b>70.3</b>	<b>95.9</b>	<b>99.0</b>	<b>99.7</b>	<b>99.9</b>	<b>47.0</b>	<b>82.6</b>	<b>93.9</b>	<b>98.0</b>	<b>99.8</b>

Model	SAT-(3,5,13)					SAT-(3,5,15)				
	@1	@3	@5	@7	@10	@1	@3	@5	@7	@10
DeepSeek-R1-Distill-Qwen-7B	53.9	86.2	94.2	97.3	99.3	39.3	74.9	88.3	94.3	98.3
<b>SATURN-7B-Iteration-1</b>	73.0	96.1	98.9	99.7	99.9	65.7	91.8	96.8	98.7	99.7
<b>SATURN-7B-Iteration-2</b>	<b>89.5</b>	<b>99.0</b>	<b>99.9</b>	<b>100.0</b>	<b>100.0</b>	<b>85.4</b>	<b>98.3</b>	<b>99.8</b>	<b>99.9</b>	<b>100.0</b>

**SATURN substantially improves LLM performance on SAT tasks across varying difficulty levels.** On the difficulty SAT-(3,5,5), **SATURN-1.5B** improves pass@1 from 36.7 to 59.7 at Iteration-1, and further to 70.3 at Iteration-2, achieving a total gain of +33.6. On the unseen harder test set (Table 11), **SATURN-1.5B** improves average pass@3 from 10.1 to 24.2, while **SATURN-7B** improves from 36.1 to 64.2. On average, these models achieve pass@3 improvements of +14.0 and +28.1 respectively, confirming that **SATURN** effectively enhances LLM reasoning across both seen and unseen SAT difficulties.

### 3.4 RQ2: SATURN Demonstrates Strong Generalization to Math and Programming

We assess whether the reasoning capability learned by **SATURN** generalizes to math and programming tasks. We evaluate **SATURN-1.5B** and **SATURN-7B** on a range of reasoning benchmarks. The results shown in Table 3 provide a detailed comparison.

Table 3: Performance comparison on math and programming Benchmarks

Model	AIME 24/25	AMC 22/23	Math500	GPQA-D	LiveCodeBench	Avg.
GPT-4o (Aug’24)	11.7	-	79.5	52.1	31.7	-
Claude 3.5 Sonnet (Oct ’24)	15.7	-	77.1	59.9	38.1	-
s1.1-1.5B	1.7	25.3	42.2	29.3	2.2	20.1
Still-3-1.5B-Preview	23.3	74.7	84.6	34.8	17.1	46.9
DeepSeek-R1-Distill-Qwen-1.5B	21.6	65.1	83.6	30.3	16.4	43.4
+ SFT	25.0	68.7	82.0	34.3	14.6	44.9
<b>SATURN-1.5B</b>	<b>28.3</b>	<b>73.5</b>	<b>84.6</b>	<b>37.4</b>	<b>17.4</b>	<b>48.2</b>
z1-7B	8.3	39.8	74.2	35.4	19.3	35.4
s1.1-7B	21.7	61.4	80.8	43.4	12.8	44.0
OpenThinker-7B	26.7	53.0	88.6	42.9	21.5	46.5
DeepSeek-R1-Distill-Qwen-7B	<b>50.0</b>	80.7	93.2	49.0	35.4	61.7
<b>SATURN-7B</b>	<b>48.3</b>	<b>85.5</b>	<b>95.0</b>	<b>50.5</b>	<b>37.7</b>	<b>63.4</b>

❶ **SATURN shows strong generalization to math and programming tasks.** On the AIME 24/25 benchmark, **SATURN-1.5B** outperforms z1-7B by 8.3 and s1.1-7B by 21.7. Similarly, **SATURN-7B** achieves a strong improvement on the Math500 dataset, increasing from 93.2 to 95.0. On LiveCodeBench, it improves from 35.4 to 37.7. On average, **SATURN-1.5B** improves by +4.9, and **SATURN-7B** improves by +1.8 across these benchmarks. These results highlight that **SATURN** enhances the reasoning performance of LLMs across various math and programming tasks, demonstrating strong generalization of the learned reasoning capabilities from SAT.

❷ **SATURN outperforms SFT on broader benchmarks.** Consistent with the observations in *SFT Memorizes, RL Generalizes* [8], SFT improves performance on math-focused benchmarks (AIME, AMC, and Math500) that are similar to its supervised training domain. However, on LiveCodeBench, SFT drops from 16.4 to 14.6, exhibiting an *alignment tax* [33], where specializing on a narrow domain compromises performance on other tasks. In contrast, **SATURN** improves performance across all benchmarks, with **SATURN-1.5B** reaching 17.4 on LiveCodeBench. Averaging across all

benchmarks, **SATURN**-1.5B outperforms the SFT counterpart by 3.3, demonstrating that **SATURN** generalizes effectively.

### 3.5 RQ3: SATURN Serves as a Complement and Further Enhances LLM Reasoning

RQ3 studies the relationship between **SATURN** and existing RL tasks. Beyond the DeepSeek-R1-Distill-Qwen-7B, we introduce two additional models: Qwen2.5-7B-Instruct-1M [39, 49] following Logic-RL [47] settings, and DeepScaleR-1.5B-Preview [29], which is further RL trained on 40k math and programming examples from DeepSeek-R1-Distill-Qwen-7B. We compare **SATURN** against several prior constructing RL task approaches, including Logic-RL [47], SPGA [7], and ScaleQuest [12], which represent strong baselines. Each approach is applied to different models for comparison. Results are summarized in Table 4.

Table 4: Comparison of **SATURN** and prior approaches across various LLMs.

Model	AIME 24/25	AMC 22/23	Math500	GPQA-D	LiveCodeBench	Avg.
SPGA-3 (82k)	0.0	3.6	7.2	24.7	0.0	7.1
ScaleQuest (25k)	6.7	45.8	74.6	31.3	7.9	33.3
Qwen2.5-7B-Instruct-1M	5.0	41.0	74.4	32.3	9.8	32.5
+ Logic-RL (5k)	6.7	<b>49.4</b>	72.0	29.3	9.0	33.3
+ <b>Saturn (1k)</b>	<b>10.0</b>	47.0	<b>74.8</b>	<b>37.9</b>	<b>11.3</b>	<b>36.2</b>
DeepSeek-R1-Distill-Qwen-7B	<b>50.0</b>	80.7	93.2	49.0	35.4	61.7
+ Logic-RL (5k)	<b>50.0</b>	80.7	93.4	<b>52.0</b>	35.7	62.4
+ <b>Saturn (1k)</b>	48.3	<b>85.5</b>	<b>95.0</b>	50.5	<b>37.7</b>	<b>63.4</b>
DeepScaleR-1.5B-Preview	30.0	74.7	87.8	37.4	19.8	49.9
+ Logic-RL (5k)	28.3	<b>77.1</b>	86.4	35.9	20.7	49.7
+ <b>Saturn (0.5k)</b>	<b>35.0</b>	73.5	<b>88.6</b>	<b>43.4</b>	<b>21.0</b>	<b>52.3</b>

❶ **SATURN serves as a strong complement to math and programming.** On DeepScaleR-1.5B-Preview—despite being further RL trained with 40k math and programming examples—**SATURN** still brings additional improvements, raising the average score from 49.9 to 52.3. Notably, it improves AIME by +5.0 and GPQA-D by +6.0. ❷ **SATURN outperforms prior constructing RL task approaches across multiple models.** On Qwen2.5-7B-Instruct-1M, **SATURN** uses only 1k training examples but improves the average score from 32.5 to 36.2, achieving a relative improvement of +8.8% over Logic-RL trained with 5k examples. These results indicate that **SATURN** not only complements math and programming tasks, but also provides greater improvements compared to other constructing RL task approaches.

### 3.6 RQ4: SATURN Enhances Self-verification in LLMs’ Reasoning Trajectories

RQ4 investigates whether **SATURN** affects LLMs’ reasoning behavior. On Qwen2.5-7B-Instruct-1M, we observe a gradual increase in response length during training, as illustrated in Figure 4, replicating the lengthening phenomenon reported in the R1 and Logic-RL [11, 47].

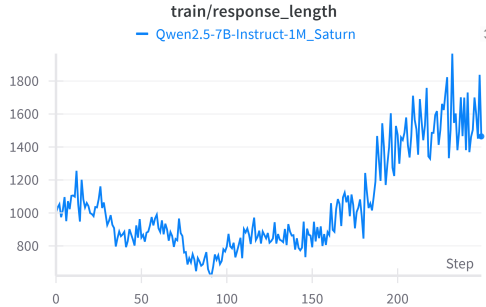


Figure 4: Response length trend during **SATURN** training on Qwen2.5-7B-Instruct-1M.



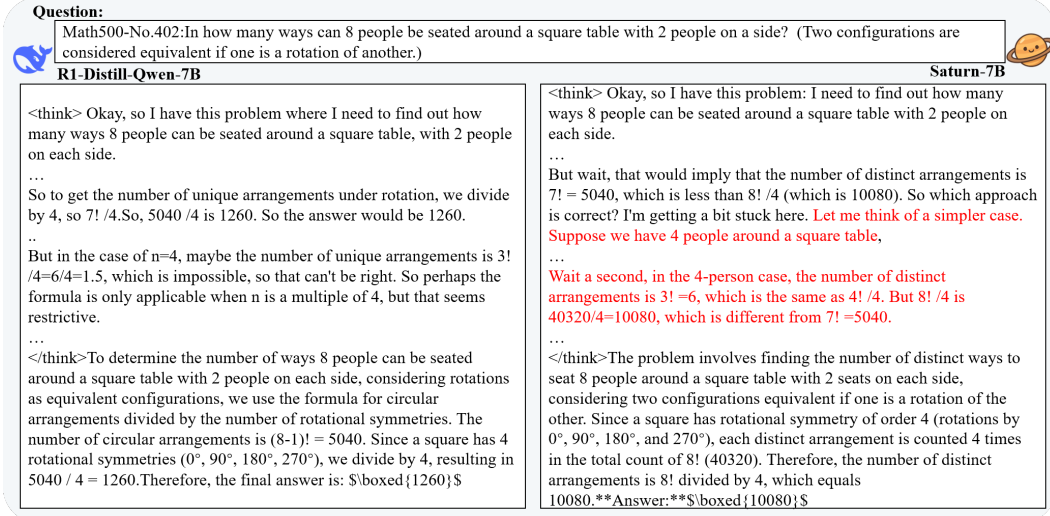


Figure 5: Comparison of reasoning trajectories on Math 500 Question No.402 between two models.

To examine whether such reasoning patterns generalize, we present case studies across SAT and math domains. Figure 12 shows that solving SAT variables requires rechecking all clauses, naturally encouraging self-verification. In Figure 5, **SATURN-7B** verifies intermediate conclusions within a small scenario and successfully chooses the correct solution path. In contrast, the baseline model reaches a wrong answer and skips verification, even when inconsistencies are detected.

Recent studies [15, 20] identify core behaviors shared by expert human reasoners and LLMs, such as **verification** and **backtracking**. These behaviors are domain-agnostic and provide fundamental reasoning patterns applicable to a wide range of tasks. In line with these findings, **SATURN** reinforces similar behaviors during SAT solving, leading to more structured reasoning trajectories. More reasoning trajectories are provided in Appendix J to illustrate how **SATURN** works. These results suggest that the self-verification patterns learned from SAT transfer well to math and programming tasks, improving reasoning robustness and reliability.

## 4 Discussion

### 4.1 Limitations of Reasoning Capability Learned from SATURN

During curriculum learning, we observed that as the number of training iterations increases, the improvements in math and programming tasks tend to plateau, which is consistent with the findings in Logic-RL. Detailed evaluation results are provided in Table 5. This plateau may stem from several factors: ❶ **Knowledge limitations.** **SATURN** improves formal logical reasoning but does not provide domain-specific knowledge supervision. This limits its effectiveness in tasks requiring mathematical or algorithmic knowledge. ❷ **Context window bottlenecks.** SAT problems are NP-complete tasks, and the required reasoning length grows exponentially with increasing problem difficulty. This leads to bottlenecks in the model’s capability to handle increasingly complex tasks. ❸ **Limited plasticity and forgetting.** Model plasticity and catastrophic forgetting are known limitations that hinder further improvements with additional training stages [3, 13].

### 4.2 Potential of SATURN on Stronger Models

To explore the potential of **SATURN** to stronger models, we evaluate frontier LLMs on SAT tasks using the extended SAT instances. Results are shown in Appendix I. Although these LLMs exhibit stronger performance, they still make common errors such as hallucinating clauses, confidently committing to incorrect decisions, or failing to apply basic logical rules. Even more advanced LLMs still struggle to solve complex SAT problems. We believe **SATURN** remains a promising approach for enhancing reasoning in stronger LLMs. With sufficient computation, **SATURN** can offer a scalable, verifiable, and controllable path to further improve reasoning capabilities.

Table 5: Performance of multi-Stage SATURN iterations on math and programming benchmarks

Model	AIME 24/25	AMC 22/23	Math500	GPQA-D	LiveCodeBench	Avg.
DeepSeek-R1-Distill-Qwen-1.5B	21.6	65.1	83.6	30.3	16.4	43.4
<b>SATURN-1.5B-Iteration-1</b>	26.7	68.6	85.0	33.3	16.9	46.1
<b>SATURN-1.5B-Iteration-2</b>	28.3	<b>73.5</b>	84.6	<b>37.4</b>	<b>17.4</b>	<b>48.2</b>
<b>SATURN-1.5B-Iteration-3</b>	<b>28.3</b>	66.3	<b>85.8</b>	36.9	16.7	46.9
DeepSeek-R1-Distill-7B	<b>50.0</b>	80.7	93.2	49.0	35.4	61.7
<b>SATURN-7B-Iteration-1</b>	48.3	83.1	94.6	50.5	36.6	62.6
<b>SATURN-7B-Iteration-2</b>	48.3	85.5	<b>95.0</b>	50.5	37.7	63.4
<b>SATURN-7B-Iteration-3</b>	46.7	<b>87.9</b>	93.2	<b>58.1</b>	<b>38.1</b>	<b>64.8</b>

## 5 Related Work

### 5.1 Constructing Reasoning Tasks for Reinforcement Learning

Several works have explored constructing reasoning tasks to improve the reasoning capability of LLMs. Logic-RL [47] and LMRL Gym [4] train LLMs on natural language logic puzzles but lack scalability due to their limited puzzle set. ScaleQuest [12], Entity-Deducing Game [52], and K&K [46] propose automatic generation of constructing questions, but rely on LLM sampling or handcrafted templates, making large-scale generation costly and hard to verify. CodeDPO [51] and PuzzBench [41] employ LLM-based verification, which may fail silently and cannot ensure correctness. Wolf Game [45, 48] focus on multi-step logic reasoning but offer no control over task difficulty, limiting their support for curriculum learning. Overall, these tasks fall short in scalability, verifiability, or controllable difficulty. See Appendix K for detailed comparisons.

### 5.2 SAT-Based Evaluation of LLM Reasoning Capability

Recent studies have evaluated the reasoning capability of LLMs on SAT problems. Most of these works focus on analyzing model behavior around the SAT phase transition [18, 30, 34], where problem hardness peaks. However, the phase transition theory is originally designed for heuristic SAT solvers and does not align well with the reflective and verification-based reasoning processes of humans or LLMs. These studies also lack a fine-grained scalable difficulty framework and typically divide difficulty based on the phase transition threshold. They are further limited to supervised fine-tuning and do not consider large reasoning models with long-CoT reasoning capability trained via RL. Our work addresses these limitations by building a progressive evaluation and curriculum learning pipeline, enabling precise difficulty control and the generalization of LLMs.

## 6 Conclusion and Future Work

We present **SATURN**, a SAT-based RL framework for unleashing and evaluating the reasoning capability of LLMs. By leveraging SAT’s **scalability**, **verifiability**, and **controllable difficulty**, **SATURN** addresses key limitations of existing RL tasks. It constructs a multi-stage curriculum to gradually enhance reasoning, and introduces the **SATURN-2.6k** benchmark for controlled evaluation. Applied to DeepSeek-R1-Distill-Qwen, **SATURN** produces **SATURN-1.5B** and **SATURN-7B**, which show strong gains on unseen SAT tasks and generalize well to math and programming benchmarks.

In future work, we plan to: (1) apply **SATURN** to larger-scale LLMs, (2) break the existing paradigm’s reliance on human-annotated data and explore new paths toward building LLMs with continuous self-evolution capabilities.

## Acknowledgements

This research is supported by the National Key R&D Program under Grant No. 2023YFB4503801, the National Natural Science Foundation of China under Grant No. 62192733, 62192730, 62192731, the Major Program (JD) of Hubei Province (No.2023BAA024).

## References

- [1] 2022–2023. AMC Datasets. [https://artofproblemsolving.com/wiki/index.php/AMC\\_12\\_Problems\\_and\\_Solutions](https://artofproblemsolving.com/wiki/index.php/AMC_12_Problems_and_Solutions)
- [2] 2024–2025. AIME Datasets. [https://artofproblemsolving.com/wiki/index.php/AIME\\_Problems\\_and\\_Solutions](https://artofproblemsolving.com/wiki/index.php/AIME_Problems_and_Solutions)
- [3] Zaheer Abbas, Rosie Zhao, Joseph Modayil, Adam White, and Marlos C. Machado. 2023. Loss of Plasticity in Continual Deep Reinforcement Learning. In *CoLLAs (Proceedings of Machine Learning Research, Vol. 232)*. PMLR, 620–636.
- [4] Marwa Abdulhai, Isadora White, Charlie Snell, Charles Sun, Joey Hong, Yuexiang Zhai, Kelvin Xu, and Sergey Levine. 2023. LMRL Gym: Benchmarks for Multi-Turn Reinforcement Learning with Language Models. *CoRR* abs/2311.18232 (2023).
- [5] Jacob Austin, Augustus Odena, Maxwell I. Nye, Maarten Bosma, Henryk Michalewski, David Dohan, Ellen Jiang, Carrie J. Cai, Michael Terry, Quoc V. Le, and Charles Sutton. 2021. Program Synthesis with Large Language Models. *CoRR* abs/2108.07732 (2021).
- [6] Mark Chen, Jerry Tworek, Heewoo Jun, Qiming Yuan, Henrique Pondé de Oliveira Pinto, Jared Kaplan, Harri Edwards, Yuri Burda, Nicholas Joseph, Greg Brockman, Alex Ray, Raul Puri, Gretchen Krueger, Michael Petrov, Heidy Khlaaf, Girish Sastry, Pamela Mishkin, Brooke Chan, Scott Gray, Nick Ryder, Mikhail Pavlov, Alethea Power, Lukasz Kaiser, Mohammad Bavarian, Clemens Winter, Philippe Tillet, Felipe Petroski Such, Dave Cummings, Matthias Plappert, Fotios Chantzis, Elizabeth Barnes, Ariel Herbert-Voss, William Hebgen Guss, Alex Nichol, Alex Paino, Nikolas Tezak, Jie Tang, Igor Babuschkin, Suchir Balaji, Shantanu Jain, William Saunders, Christopher Hesse, Andrew N. Carr, Jan Leike, Joshua Achiam, Vedant Misra, Evan Morikawa, Alec Radford, Matthew Knight, Miles Brundage, Mira Murati, Katie Mayer, Peter Welinder, Bob McGrew, Dario Amodei, Sam McCandlish, Ilya Sutskever, and Wojciech Zaremba. 2021. Evaluating Large Language Models Trained on Code. *CoRR* abs/2107.03374 (2021).
- [7] Pengyu Cheng, Tianhao Hu, Han Xu, Zhisong Zhang, Yong Dai, Lei Han, Nan Du, and Xiaolong Li. 2024. Self-playing Adversarial Language Game Enhances LLM Reasoning. In *Advances in Neural Information Processing Systems 38: Annual Conference on Neural Information Processing Systems 2024, NeurIPS 2024, Vancouver, BC, Canada, December 10 - 15, 2024*, Amir Globersons, Lester Mackey, Danielle Belgrave, Angela Fan, Ulrich Paquet, Jakub M. Tomczak, and Cheng Zhang (Eds.). [http://papers.nips.cc/paper\\_files/paper/2024/hash/e4be7e9867ef163563f4a5e90cec478f-Abstract-Conference.html](http://papers.nips.cc/paper_files/paper/2024/hash/e4be7e9867ef163563f4a5e90cec478f-Abstract-Conference.html)
- [8] Tianzhe Chu, Yuexiang Zhai, Jihan Yang, Shengbang Tong, Saining Xie, Dale Schuurmans, Quoc V. Le, Sergey Levine, and Yi Ma. 2025. SFT Memorizes, RL Generalizes: A Comparative Study of Foundation Model Post-training. *CoRR* abs/2501.17161 (2025).
- [9] Karl Cobbe, Vineet Kosaraju, Mohammad Bavarian, Mark Chen, Heewoo Jun, Lukasz Kaiser, Matthias Plappert, Jerry Tworek, Jacob Hilton, Reiichiro Nakano, Christopher Hesse, and John Schulman. 2021. Training Verifiers to Solve Math Word Problems. *CoRR* abs/2110.14168 (2021).
- [10] Stephen A. Cook. 1971. The Complexity of Theorem-Proving Procedures. In *STOC*. ACM, 151–158.
- [11] DeepSeek-AI, Daya Guo, Dejian Yang, Haowei Zhang, Junxiao Song, Ruoyu Zhang, Runxin Xu, Qihao Zhu, Shirong Ma, Peiyi Wang, Xiao Bi, Xiaokang Zhang, Xingkai Yu, Yu Wu, Z. F. Wu, Zhibin Gou, Zhihong Shao, Zhuoshu Li, Ziyi Gao, Aixin Liu, Bing Xue, Bingxuan Wang, Bochao Wu, Bei Feng, Chengda Lu, Chenggang Zhao, Chengqi Deng, Chenyu Zhang, Chong Ruan, Damai Dai, Deli Chen, Dongjie Ji, Erhang Li, Fangyun Lin, Fucong Dai, Fuli Luo, Guangbo Hao, Guanting Chen, Guowei Li, H. Zhang, Han Bao, Hanwei Xu, Haocheng Wang, Honghui Ding, Huajian Xin, Huazuo Gao, Hui Qu, Hui Li, Jianzhong Guo, Jia Shi Li, Jiawei Wang, Jingchang Chen, Jingyang Yuan, Junjie Qiu, Junlong Li, J. L. Cai, Jiaqi Ni, Jian Liang, Jin Chen, Kai Dong, Kai Hu, Kaige Gao, Kang Guan, Kexin Huang, Kuai Yu, Lean Wang,

- Lecong Zhang, Liang Zhao, Litong Wang, Liyue Zhang, Lei Xu, Leyi Xia, Mingchuan Zhang, Minghua Zhang, Minghui Tang, Meng Li, Miaojun Wang, Mingming Li, Ning Tian, Panpan Huang, Peng Zhang, Qiancheng Wang, Qinyu Chen, Qiushi Du, Ruiqi Ge, Ruisong Zhang, Ruizhe Pan, Runji Wang, R. J. Chen, R. L. Jin, Ruyi Chen, Shanghao Lu, Shangyan Zhou, Shanhuang Chen, Shengfeng Ye, Shiyu Wang, Shuiping Yu, Shunfeng Zhou, Shuting Pan, and S. S. Li. 2025. DeepSeek-R1: Incentivizing Reasoning Capability in LLMs via Reinforcement Learning. *CoRR* abs/2501.12948 (2025).
- [12] Yuyang Ding, Xinyu Shi, Xiaobo Liang, Juntao Li, Qiaoming Zhu, and Min Zhang. 2024. Unleashing Reasoning Capability of LLMs via Scalable Question Synthesis from Scratch. *CoRR* abs/2410.18693 (2024).
- [13] Shibhansh Dohare, J. Fernando Hernandez-Garcia, Qingfeng Lan, Parash Rahman, A. Rupam Mahmood, and Richard S. Sutton. 2024. Loss of plasticity in deep continual learning. *Nat.* 632, 8026 (2024), 768–774.
- [14] Ahmed El-Kishky, Alexander Wei, Andre Saraiva, Borys Minaiev, Daniel Selsam, David Dohan, Francis Song, Hunter Lightman, Ignasi Clavera Gilaberte, Jakub Pachocki, Jerry Tworek, Lorenz Kuhn, Lukasz Kaiser, Mark Chen, Max Schwarzer, Mostafa Rohaninejad, Nat McAleese, o3 contributors, Oleg Mürk, Rhythm Garg, Rui Shu, Szymon Sidor, Vineet Kosaraju, and Wenda Zhou. 2025. Competitive Programming with Large Reasoning Models. *CoRR* abs/2502.06807 (2025).
- [15] Kanishk Gandhi, Ayush Chakravarthy, Anikait Singh, Nathan Lile, and Noah D. Goodman. 2025. Cognitive Behaviors that Enable Self-Improving Reasoners, or, Four Habits of Highly Effective STaRs. *CoRR* abs/2503.01307 (2025).
- [16] Yifan Gao, Lidong Bing, Wang Chen, Michael R. Lyu, and Irwin King. 2019. Difficulty Controllable Generation of Reading Comprehension Questions. In *IJCAI*. ijcai.org, 4968–4974.
- [17] Enrico Giunchiglia, Armando Tacchella, and Fausto Giunchiglia. 2002. SAT-Based Decision Procedures for Classical Modal Logics. *J. Autom. Reason.* 28, 2 (2002), 143–171. doi:10.1023/A:1015071400913
- [18] Rishi Hazra, Gabriele Venturato, Pedro Zuidberg Dos Martires, and Luc De Raedt. 2024. Can Large Language Models Reason? A Characterization via 3-SAT. *CoRR* abs/2408.07215 (2024).
- [19] Dan Hendrycks, Collin Burns, Saurav Kadavath, Akul Arora, Steven Basart, Eric Tang, Dawn Song, and Jacob Steinhardt. 2021. Measuring Mathematical Problem Solving With the MATH Dataset. In *NeurIPS Datasets and Benchmarks*.
- [20] Zhiyuan Hu, Yibo Wang, Hanze Dong, Yuhui Xu, Amrita Saha, Caiming Xiong, Bryan Hooi, and Junnan Li. 2025. Beyond 'Aha!': Toward Systematic Meta-Abilities Alignment in Large Reasoning Models. *CoRR* abs/2505.10554 (2025).
- [21] Aaron Jaech, Adam Kalai, Adam Lerer, Adam Richardson, Ahmed El-Kishky, Aiden Low, Alec Helyar, Aleksander Madry, Alex Beutel, Alex Carney, Alex Iftimie, Alex Karpenko, Alex Tachard Passos, Alexander Neitz, Alexander Prokofiev, Alexander Wei, Allison Tam, Ally Bennett, Ananya Kumar, Andre Saraiva, Andrea Vallone, Andrew Duberstein, Andrew Kondrich, Andrey Mishchenko, Andy Applebaum, Angela Jiang, Ashvin Nair, Barret Zoph, Behrooz Ghorbani, Ben Rossen, Benjamin Sokolowsky, Boaz Barak, Bob McGrew, Borys Minaiev, Botao Hao, Bowen Baker, Brandon Houghton, Brandon McKinzie, Brydon Eastman, Camillo Lugaresi, Cary Bassin, Cary Hudson, Chak Ming Li, Charles de Bourcy, Chelsea Voss, Chen Shen, Chong Zhang, Chris Koch, Chris Orsinger, Christopher Hesse, Claudia Fischer, Clive Chan, Dan Roberts, Daniel Kappler, Daniel Levy, Daniel Selsam, David Dohan, David Farhi, David Mely, David Robinson, Dimitris Tsipras, Doug Li, Dragos Oprica, Eben Freeman, Eddie Zhang, Edmund Wong, Elizabeth Proehl, Enoch Cheung, Eric Mitchell, Eric Wallace, Erik Ritter, Evan Mays, Fan Wang, Felipe Petroski Such, Filippo Raso, Florencia Leoni, Foivos Tsimpourlas, Francis Song, Fred von Lohmann, Freddie Sulit, Geoff Salmon, Giambattista Parascandolo, Gildas Chabot, Grace Zhao, Greg Brockman, Guillaume Leclerc, Hadi Salman, Haiming Bao, Hao Sheng, Hart Andrin, Hessam Bagherinezhad, Hongyu Ren, Hunter Lightman, Hyung Won Chung, Ian Kivlichen, Ian O’Connell, Ian Osband, Ignasi Clavera Gilaberte, and Ilge Akkaya. 2024. OpenAI o1 System Card. *CoRR* abs/2412.16720 (2024).

- [22] Naman Jain, King Han, Alex Gu, Wen-Ding Li, Fanjia Yan, Tianjun Zhang, Sida Wang, Armando Solar-Lezama, Koushik Sen, and Ion Stoica. 2024. LiveCodeBench: Holistic and Contamination Free Evaluation of Large Language Models for Code. *CoRR* abs/2403.07974 (2024).
- [23] Siyuan Jiang, Jia Li, He Zong, Huanyu Liu, Hao Zhu, Shukai Hu, Erlu Li, Jiazheng Ding, Yu Han, Wei Ning, Gen Wang, Yihong Dong, Kechi Zhang, and Ge Li. 2024. aiXcoder-7B: A Lightweight and Effective Large Language Model for Code Completion. *CoRR* abs/2410.13187 (2024).
- [24] Mark Kaminski and Tobias Tebbi. 2013. InKreSAT: Modal Reasoning via Incremental Reduction to SAT. In *Automated Deduction - CADE-24 - 24th International Conference on Automated Deduction, Lake Placid, NY, USA, June 9-14, 2013. Proceedings (Lecture Notes in Computer Science, Vol. 7898)*, Maria Paola Bonacina (Ed.). Springer, 436–442. doi:10.1007/978-3-642-38574-2\_31
- [25] Richard M. Karp. 1972. Reducibility Among Combinatorial Problems. In *Complexity of Computer Computations (The IBM Research Symposia Series)*. Plenum Press, New York, 85–103.
- [26] Jia Li, Hao Zhu, Huanyu Liu, Xianjie Shi, He Zong, Yihong Dong, Kechi Zhang, Siyuan Jiang, Zhi Jin, and Ge Li. 2025. aiXcoder-7B-v2: Training LLMs to Fully Utilize the Long Context in Repository-level Code Completion. *CoRR* abs/2503.15301 (2025).
- [27] Yujia Li, David H. Choi, Junyoung Chung, Nate Kushman, Julian Schrittwieser, Rémi Leblond, Tom Eccles, James Keeling, Felix Gimeno, Agustin Dal Lago, Thomas Hubert, Peter Choy, Cyprien de Masson d’Autume, Igor Babuschkin, Xinyun Chen, Po-Sen Huang, Johannes Welbl, Sven Gowal, Alexey Cherepanov, James Molloy, Daniel J. Mankowitz, Esme Sutherland Robson, Pushmeet Kohli, Nando de Freitas, Koray Kavukcuoglu, and Oriol Vinyals. 2022. Competition-Level Code Generation with AlphaCode. *CoRR* abs/2203.07814 (2022).
- [28] Hunter Lightman, Vineet Kosaraju, Yuri Burda, Harrison Edwards, Bowen Baker, Teddy Lee, Jan Leike, John Schulman, Ilya Sutskever, and Karl Cobbe. 2024. Let’s Verify Step by Step. In *ICLR*. OpenReview.net.
- [29] Michael Luo, Sijun Tan, Justin Wong, Xiaoxiang Shi, William Y. Tang, Manan Roongta, Colin Cai, Jeffrey Luo, Li Erran Li, Raluca Ada Popa, and Ion Stoica. 2025. DeepScaleR: Surpassing O1-Preview with a 1.5B Model by Scaling RL. <https://github.com/agentica-project/r1lm>. Notion Blog.
- [30] Raffaele Marino. 2024. Fast Analysis of the OpenAI O1-Preview Model in Solving Random K-SAT Problem: Does the LLM Solve the Problem Itself or Call an External SAT Solver? *CoRR* abs/2409.11232 (2024).
- [31] Niklas Muennighoff, Zitong Yang, Weijia Shi, Xiang Lisa Li, Li Fei-Fei, Hannaneh Hajishirzi, Luke Zettlemoyer, Percy Liang, Emmanuel J. Candès, and Tatsunori Hashimoto. 2025. s1: Simple test-time scaling. *CoRR* abs/2501.19393 (2025).
- [32] OpenAI. 2024. OpenAI o3-mini. <https://openai.com/index/openai-o3-mini/>
- [33] Long Ouyang, Jeffrey Wu, Xu Jiang, Diogo Almeida, Carroll L. Wainwright, Pamela Mishkin, Chong Zhang, Sandhini Agarwal, Katarina Slama, Alex Ray, John Schulman, Jacob Hilton, Fraser Kelton, Luke Miller, Maddie Simens, Amanda Askell, Peter Welinder, Paul F. Christiano, Jan Leike, and Ryan Lowe. 2022. Training language models to follow instructions with human feedback. In *NeurIPS*.
- [34] Leyan Pan, Vijay Ganesh, Jacob D. Abernethy, Chris Esposito, and Wenke Lee. 2024. Can Transformers Reason Logically? A Study in SAT Solving. *CoRR* abs/2410.07432 (2024).
- [35] David Rein, Betty Li Hou, Asa Cooper Stickland, Jackson Petty, Richard Yuanzhe Pang, Julien Dirani, Julian Michael, and Samuel R. Bowman. 2023. GPQA: A Graduate-Level Google-Proof Q&A Benchmark. *CoRR* abs/2311.12022 (2023).

- [36] Roberto Sebastiani and Adolfo Villafiorita. 1998. SAT-Based Decision Procedures for Normal Modal Logics: A Theoretical Framework. In *Artificial Intelligence: Methodology, Systems, and Applications, 8th International Conference, AIMSA '98, Sozopol, Bulgaria, September 21-13, 1998, Proceedings (Lecture Notes in Computer Science, Vol. 1480)*, Fausto Giunchiglia (Ed.). Springer, 377–388. doi:10.1007/BFB0057460
- [37] Kimi Team, Angang Du, Bofei Gao, Bowei Xing, Changjiu Jiang, Cheng Chen, Cheng Li, Chenjun Xiao, Chenzhuang Du, Chonghua Liao, Chuning Tang, Congcong Wang, Dehao Zhang, Enming Yuan, Enzhe Lu, Fengxiang Tang, Flood Sung, Guangda Wei, Guokun Lai, Haiqing Guo, Han Zhu, Hao Ding, Hao Hu, Hao Yang, Hao Zhang, Haotian Yao, Haotian Zhao, Haoyu Lu, Haoze Li, Haozhen Yu, Hongcheng Gao, Huabin Zheng, Huan Yuan, Jia Chen, Jianhang Guo, Jianlin Su, Jianzhou Wang, Jie Zhao, Jin Zhang, Jingyuan Liu, Junjie Yan, Junyan Wu, Lidong Shi, Ling Ye, Longhui Yu, Mengnan Dong, Neo Zhang, Ningchen Ma, Qiwei Pan, Qucheng Gong, Shaowei Liu, Shengling Ma, Shupeng Wei, Sihan Cao, Siying Huang, Tao Jiang, Weihao Gao, Weimin Xiong, Weiran He, Weixiao Huang, Wenhao Wu, Wenyang He, Xianghui Wei, Xianqing Jia, Xingzhe Wu, Xinran Xu, Xinxing Zu, Xinyu Zhou, Xuehai Pan, Y. Charles, Yang Li, Yangyang Hu, Yangyang Liu, Yanru Chen, Yejie Wang, Yibo Liu, Yidao Qin, Yifeng Liu, Ying Yang, Yiping Bao, Yulun Du, Yuxin Wu, Yuzhi Wang, Zaida Zhou, Zhaoji Wang, Zhaowei Li, Zhen Zhu, Zheng Zhang, Zhexu Wang, Zhilin Yang, Zhiqi Huang, Zihao Huang, Ziyao Xu, and Zonghan Yang. 2025. Kimi k1.5: Scaling Reinforcement Learning with LLMs. *CoRR* abs/2501.12599 (2025).
- [38] OpenThoughts Team. 2025. Open Thoughts. <https://open-thoughts.ai>.
- [39] Qwen Team. 2025. Qwen2.5-1M: Deploy Your Own Qwen with Context Length up to 1M Tokens. <https://qwenlm.github.io/blog/qwen2.5-1m/>
- [40] RUCAIBox STILL Team. 2025. STILL-3-1.5B-Preview: A 1.5B slow-thinking reasoning model continuously evolving through RL. [https://github.com/RUCAIBox/Slow\\_Thinking\\_with\\_LLMs](https://github.com/RUCAIBox/Slow_Thinking_with_LLMs)
- [41] Yongqi Tong, Sizhe Wang, Dawei Li, Yifan Wang, Simeng Han, Zi Lin, Chengsong Huang, Jiaxin Huang, and Jingbo Shang. 2024. Optimizing Language Model’s Reasoning Abilities with Weak Supervision. *CoRR* abs/2405.04086 (2024).
- [42] Xin Wang, Yudong Chen, and Wenwu Zhu. 2022. A Survey on Curriculum Learning. *IEEE Trans. Pattern Anal. Mach. Intell.* 44, 9 (2022), 4555–4576.
- [43] Jason Wei, Xuezhi Wang, Dale Schuurmans, Maarten Bosma, Brian Ichter, Fei Xia, Ed H. Chi, Quoc V. Le, and Denny Zhou. 2022. Chain-of-Thought Prompting Elicits Reasoning in Large Language Models. In *NeurIPS*.
- [44] Yixuan Weng, Minjun Zhu, Fei Xia, Bin Li, Shizhu He, Shengping Liu, Bin Sun, Kang Liu, and Jun Zhao. 2023. Large Language Models are Better Reasoners with Self-Verification. In *EMNLP (Findings)*. Association for Computational Linguistics, 2550–2575.
- [45] Shuang Wu, Liwen Zhu, Tao Yang, Shiwei Xu, Qiang Fu, Yang Wei, and Haobo Fu. 2024. Enhance Reasoning for Large Language Models in the Game Werewolf. *CoRR* abs/2402.02330 (2024).
- [46] Chulin Xie, Yangsibo Huang, Chiyuan Zhang, Da Yu, Xinyun Chen, Bill Yuchen Lin, Bo Li, Badi Ghazi, and Ravi Kumar. 2024. On Memorization of Large Language Models in Logical Reasoning. *CoRR* abs/2410.23123 (2024).
- [47] Tian Xie, Zitian Gao, Qingnan Ren, Haoming Luo, Yuqian Hong, Bryan Dai, Joey Zhou, Kai Qiu, Zhirong Wu, and Chong Luo. 2025. Logic-RL: Unleashing LLM Reasoning with Rule-Based Reinforcement Learning. *CoRR* abs/2502.14768 (2025). doi:10.48550/ARXIV.2502.14768 arXiv:2502.14768
- [48] Yuzhuang Xu, Shuo Wang, Peng Li, Fuwen Luo, Xiaolong Wang, Weidong Liu, and Yang Liu. 2023. Exploring Large Language Models for Communication Games: An Empirical Study on Werewolf. *CoRR* abs/2309.04658 (2023).

- [49] An Yang, Bowen Yu, Chengyuan Li, Dayiheng Liu, Fei Huang, Haoyan Huang, Jiandong Jiang, Jianhong Tu, Jianwei Zhang, Jingren Zhou, Junyang Lin, Kai Dang, Kexin Yang, Le Yu, Mei Li, Minmin Sun, Qin Zhu, Rui Men, Tao He, Weijia Xu, Wenbiao Yin, Wenyuan Yu, Xiafei Qiu, Xingzhang Ren, Xinlong Yang, Yong Li, Zhiying Xu, and Zipeng Zhang. 2025. Qwen2.5-1M Technical Report. *arXiv preprint arXiv:2501.15383* (2025).
- [50] Zhaojian Yu, Yinghao Wu, Yilun Zhao, Arman Cohan, and Xiao-Ping Zhang. 2025. Z1: Efficient Test-time Scaling with Code. *arXiv preprint arXiv:2504.00810* (2025).
- [51] Kechi Zhang, Ge Li, Yihong Dong, Jingjing Xu, Jun Zhang, Jing Su, Yongfei Liu, and Zhi Jin. 2024. CodeDPO: Aligning Code Models with Self Generated and Verified Source Code. *CoRR* abs/2410.05605 (2024).
- [52] Yizhe Zhang, Jiarui Lu, and Navdeep Jaitly. 2024. Probing the Multi-turn Planning Capabilities of LLMs via 20 Question Games. In *ACL (1)*. Association for Computational Linguistics, 1495–1516.
- [53] Huaixiu Steven Zheng, Swaroop Mishra, Xinyun Chen, Heng-Tze Cheng, Ed H. Chi, Quoc V. Le, and Denny Zhou. 2024. Take a Step Back: Evoking Reasoning via Abstraction in Large Language Models. In *ICLR*. OpenReview.net.
- [54] Haijun Zhou. 2004. Long Range Frustrations in a Spin Glass Model of the Vertex Cover Problem. *CoRR* cond-mat/0411077 (2004).

## NeurIPS Paper Checklist

### 1. Claims

Question: Do the main claims made in the abstract and introduction accurately reflect the paper’s contributions and scope?

Answer: [\[Yes\]](#)

Justification: The abstract and introduction clearly state the main contributions, including the curriculum learning framework **SATURN** and the **SATURN-2.6k** dataset. All supported by experimental results.

Guidelines:

- The answer NA means that the abstract and introduction do not include the claims made in the paper.
- The abstract and/or introduction should clearly state the claims made, including the contributions made in the paper and important assumptions and limitations. A No or NA answer to this question will not be perceived well by the reviewers.
- The claims made should match theoretical and experimental results, and reflect how much the results can be expected to generalize to other settings.
- It is fine to include aspirational goals as motivation as long as it is clear that these goals are not attained by the paper.

### 2. Limitations

Question: Does the paper discuss the limitations of the work performed by the authors?

Answer: [\[Yes\]](#)

Justification: We discuss the limitations of **SATURN** in Section 4.

Guidelines:

- The answer NA means that the paper has no limitation while the answer No means that the paper has limitations, but those are not discussed in the paper.
- The authors are encouraged to create a separate "Limitations" section in their paper.
- The paper should point out any strong assumptions and how robust the results are to violations of these assumptions (e.g., independence assumptions, noiseless settings, model well-specification, asymptotic approximations only holding locally). The authors should reflect on how these assumptions might be violated in practice and what the implications would be.

- The authors should reflect on the scope of the claims made, e.g., if the approach was only tested on a few datasets or with a few runs. In general, empirical results often depend on implicit assumptions, which should be articulated.
- The authors should reflect on the factors that influence the performance of the approach. For example, a facial recognition algorithm may perform poorly when image resolution is low or images are taken in low lighting. Or a speech-to-text system might not be used reliably to provide closed captions for online lectures because it fails to handle technical jargon.
- The authors should discuss the computational efficiency of the proposed algorithms and how they scale with dataset size.
- If applicable, the authors should discuss possible limitations of their approach to address problems of privacy and fairness.
- While the authors might fear that complete honesty about limitations might be used by reviewers as grounds for rejection, a worse outcome might be that reviewers discover limitations that aren't acknowledged in the paper. The authors should use their best judgment and recognize that individual actions in favor of transparency play an important role in developing norms that preserve the integrity of the community. Reviewers will be specifically instructed to not penalize honesty concerning limitations.

### 3. Theory assumptions and proofs

Question: For each theoretical result, does the paper provide the full set of assumptions and a complete (and correct) proof?

Answer: [\[Yes\]](#)

Justification: Any informal proof provided in the core of the paper is complemented by formal proofs in the appendix, including the rigorous derivation of SAT estimation.

Guidelines:

- The answer NA means that the paper does not include theoretical results.
- All the theorems, formulas, and proofs in the paper should be numbered and cross-referenced.
- All assumptions should be clearly stated or referenced in the statement of any theorems.
- The proofs can either appear in the main paper or the supplemental material, but if they appear in the supplemental material, the authors are encouraged to provide a short proof sketch to provide intuition.
- Inversely, any informal proof provided in the core of the paper should be complemented by formal proofs provided in appendix or supplemental material.
- Theorems and Lemmas that the proof relies upon should be properly referenced.

### 4. Experimental result reproducibility

Question: Does the paper fully disclose all the information needed to reproduce the main experimental results of the paper to the extent that it affects the main claims and/or conclusions of the paper (regardless of whether the code and data are provided or not)?

Answer: [\[Yes\]](#)

Justification: We release all code, models, datasets, and experimental results to ensure full reproducibility.

Guidelines:

- The answer NA means that the paper does not include experiments.
- If the paper includes experiments, a No answer to this question will not be perceived well by the reviewers: Making the paper reproducible is important, regardless of whether the code and data are provided or not.
- If the contribution is a dataset and/or model, the authors should describe the steps taken to make their results reproducible or verifiable.
- Depending on the contribution, reproducibility can be accomplished in various ways. For example, if the contribution is a novel architecture, describing the architecture fully might suffice, or if the contribution is a specific model and empirical evaluation, it may be necessary to either make it possible for others to replicate the model with the same



dataset, or provide access to the model. In general, releasing code and data is often one good way to accomplish this, but reproducibility can also be provided via detailed instructions for how to replicate the results, access to a hosted model (e.g., in the case of a large language model), releasing of a model checkpoint, or other means that are appropriate to the research performed.

- While NeurIPS does not require releasing code, the conference does require all submissions to provide some reasonable avenue for reproducibility, which may depend on the nature of the contribution. For example
  - (a) If the contribution is primarily a new algorithm, the paper should make it clear how to reproduce that algorithm.
  - (b) If the contribution is primarily a new model architecture, the paper should describe the architecture clearly and fully.
  - (c) If the contribution is a new model (e.g., a large language model), then there should either be a way to access this model for reproducing the results or a way to reproduce the model (e.g., with an open-source dataset or instructions for how to construct the dataset).
  - (d) We recognize that reproducibility may be tricky in some cases, in which case authors are welcome to describe the particular way they provide for reproducibility. In the case of closed-source models, it may be that access to the model is limited in some way (e.g., to registered users), but it should be possible for other researchers to have some path to reproducing or verifying the results.

## 5. Open access to data and code

Question: Does the paper provide open access to the data and code, with sufficient instructions to faithfully reproduce the main experimental results, as described in supplemental material?

Answer: [\[Yes\]](#)

Justification: We release all code, models, datasets, and experimental results, along with detailed information on the execution environment to ensure full reproducibility.

Guidelines:

- The answer NA means that paper does not include experiments requiring code.
- Please see the NeurIPS code and data submission guidelines (<https://nips.cc/public/guides/CodeSubmissionPolicy>) for more details.
- While we encourage the release of code and data, we understand that this might not be possible, so “No” is an acceptable answer. Papers cannot be rejected simply for not including code, unless this is central to the contribution (e.g., for a new open-source benchmark).
- The instructions should contain the exact command and environment needed to run to reproduce the results. See the NeurIPS code and data submission guidelines (<https://nips.cc/public/guides/CodeSubmissionPolicy>) for more details.
- The authors should provide instructions on data access and preparation, including how to access the raw data, preprocessed data, intermediate data, and generated data, etc.
- The authors should provide scripts to reproduce all experimental results for the new proposed method and baselines. If only a subset of experiments are reproducible, they should state which ones are omitted from the script and why.
- At submission time, to preserve anonymity, the authors should release anonymized versions (if applicable).
- Providing as much information as possible in supplemental material (appended to the paper) is recommended, but including URLs to data and code is permitted.

## 6. Experimental setting/details

Question: Does the paper specify all the training and test details (e.g., data splits, hyperparameters, how they were chosen, type of optimizer, etc.) necessary to understand the results?

Answer: [\[Yes\]](#)

Justification: We provide all important parameters needed to understand the results in the appendix, and the code scripts include complete training and test details.

Guidelines:

- The answer NA means that the paper does not include experiments.
- The experimental setting should be presented in the core of the paper to a level of detail that is necessary to appreciate the results and make sense of them.
- The full details can be provided either with the code, in appendix, or as supplemental material.

## 7. Experiment statistical significance

Question: Does the paper report error bars suitably and correctly defined or other appropriate information about the statistical significance of the experiments?

Answer: [No]

Justification: Following current evaluation practices in recent large model benchmarks, we report the unbiased estimator of the pass@k metric. This expectation-based metric is designed to reflect statistical significance across multiple samples and inherently captures sampling variability. Although we do not report explicit error bars, pass@k inherently reflects statistical reliability. Further details are provided in Appendix E.

Guidelines:

- The answer NA means that the paper does not include experiments.
- The authors should answer "Yes" if the results are accompanied by error bars, confidence intervals, or statistical significance tests, at least for the experiments that support the main claims of the paper.
- The factors of variability that the error bars are capturing should be clearly stated (for example, train/test split, initialization, random drawing of some parameter, or overall run with given experimental conditions).
- The method for calculating the error bars should be explained (closed form formula, call to a library function, bootstrap, etc.)
- The assumptions made should be given (e.g., Normally distributed errors).
- It should be clear whether the error bar is the standard deviation or the standard error of the mean.
- It is OK to report 1-sigma error bars, but one should state it. The authors should preferably report a 2-sigma error bar than state that they have a 96% CI, if the hypothesis of Normality of errors is not verified.
- For asymmetric distributions, the authors should be careful not to show in tables or figures symmetric error bars that would yield results that are out of range (e.g. negative error rates).
- If error bars are reported in tables or plots, The authors should explain in the text how they were calculated and reference the corresponding figures or tables in the text.

## 8. Experiments compute resources

Question: For each experiment, does the paper provide sufficient information on the computer resources (type of compute workers, memory, time of execution) needed to reproduce the experiments?

Answer: [Yes]

Justification: We provide details on the GPU resources used for experiments as well as information on all data storage.

Guidelines:

- The answer NA means that the paper does not include experiments.
- The paper should indicate the type of compute workers CPU or GPU, internal cluster, or cloud provider, including relevant memory and storage.
- The paper should provide the amount of compute required for each of the individual experimental runs as well as estimate the total compute.

- The paper should disclose whether the full research project required more compute than the experiments reported in the paper (e.g., preliminary or failed experiments that didn't make it into the paper).

#### 9. Code of ethics

Question: Does the research conducted in the paper conform, in every respect, with the NeurIPS Code of Ethics <https://neurips.cc/public/EthicsGuidelines>?

Answer: [Yes]

Justification: We have reviewed and ensured that all research conducted in this paper fully conforms to the NeurIPS Code of Ethics.

Guidelines:

- The answer NA means that the authors have not reviewed the NeurIPS Code of Ethics.
- If the authors answer No, they should explain the special circumstances that require a deviation from the Code of Ethics.
- The authors should make sure to preserve anonymity (e.g., if there is a special consideration due to laws or regulations in their jurisdiction).

#### 10. Broader impacts

Question: Does the paper discuss both potential positive societal impacts and negative societal impacts of the work performed?

Answer: [NA]

Justification: This paper focuses on improving LLMs' reasoning capability through **SATURN** curriculum learning framework, without direct deployment or application, and thus does not raise societal impacts concerns.

Guidelines:

- The answer NA means that there is no societal impact of the work performed.
- If the authors answer NA or No, they should explain why their work has no societal impact or why the paper does not address societal impact.
- Examples of negative societal impacts include potential malicious or unintended uses (e.g., disinformation, generating fake profiles, surveillance), fairness considerations (e.g., deployment of technologies that could make decisions that unfairly impact specific groups), privacy considerations, and security considerations.
- The conference expects that many papers will be foundational research and not tied to particular applications, let alone deployments. However, if there is a direct path to any negative applications, the authors should point it out. For example, it is legitimate to point out that an improvement in the quality of generative models could be used to generate deepfakes for disinformation. On the other hand, it is not needed to point out that a generic algorithm for optimizing neural networks could enable people to train models that generate Deepfakes faster.
- The authors should consider possible harms that could arise when the technology is being used as intended and functioning correctly, harms that could arise when the technology is being used as intended but gives incorrect results, and harms following from (intentional or unintentional) misuse of the technology.
- If there are negative societal impacts, the authors could also discuss possible mitigation strategies (e.g., gated release of models, providing defenses in addition to attacks, mechanisms for monitoring misuse, mechanisms to monitor how a system learns from feedback over time, improving the efficiency and accessibility of ML).

#### 11. Safeguards

Question: Does the paper describe safeguards that have been put in place for responsible release of data or models that have a high risk for misuse (e.g., pretrained language models, image generators, or scraped datasets)?

Answer: [NA]

Justification: This paper poses no foreseeable risks of misuse, as it does not involve the release of high-risk models or datasets.

Guidelines:

- The answer NA means that the paper poses no such risks.
- Released models that have a high risk for misuse or dual-use should be released with necessary safeguards to allow for controlled use of the model, for example by requiring that users adhere to usage guidelines or restrictions to access the model or implementing safety filters.
- Datasets that have been scraped from the Internet could pose safety risks. The authors should describe how they avoided releasing unsafe images.
- We recognize that providing effective safeguards is challenging, and many papers do not require this, but we encourage authors to take this into account and make a best faith effort.

## 12. Licenses for existing assets

Question: Are the creators or original owners of assets (e.g., code, data, models), used in the paper, properly credited and are the license and terms of use explicitly mentioned and properly respected?

Answer: [\[Yes\]](#)

Justification: We properly credit all used assets in the paper and appendix, including code, datasets, and models. Licenses and terms of use are explicitly stated and respected.

Guidelines:

- The answer NA means that the paper does not use existing assets.
- The authors should cite the original paper that produced the code package or dataset.
- The authors should state which version of the asset is used and, if possible, include a URL.
- The name of the license (e.g., CC-BY 4.0) should be included for each asset.
- For scraped data from a particular source (e.g., website), the copyright and terms of service of that source should be provided.
- If assets are released, the license, copyright information, and terms of use in the package should be provided. For popular datasets, `paperswithcode.com/datasets` has curated licenses for some datasets. Their licensing guide can help determine the license of a dataset.
- For existing datasets that are re-packaged, both the original license and the license of the derived asset (if it has changed) should be provided.
- If this information is not available online, the authors are encouraged to reach out to the asset's creators.

## 13. New assets

Question: Are new assets introduced in the paper well documented and is the documentation provided alongside the assets?

Answer: [\[Yes\]](#)

Justification: We release new code, datasets, and models. All new assets are thoroughly documented, including usage instructions and data format specifications, which are provided alongside the release.

Guidelines:

- The answer NA means that the paper does not release new assets.
- Researchers should communicate the details of the dataset/code/model as part of their submissions via structured templates. This includes details about training, license, limitations, etc.
- The paper should discuss whether and how consent was obtained from people whose asset is used.
- At submission time, remember to anonymize your assets (if applicable). You can either create an anonymized URL or include an anonymized zip file.

## 14. Crowdsourcing and research with human subjects

Question: For crowdsourcing experiments and research with human subjects, does the paper include the full text of instructions given to participants and screenshots, if applicable, as well as details about compensation (if any)?

Answer: [NA]

Justification: This paper does not involve any form of crowdsourcing or research with human subjects.

Guidelines:

- The answer NA means that the paper does not involve crowdsourcing nor research with human subjects.
- Including this information in the supplemental material is fine, but if the main contribution of the paper involves human subjects, then as much detail as possible should be included in the main paper.
- According to the NeurIPS Code of Ethics, workers involved in data collection, curation, or other labor should be paid at least the minimum wage in the country of the data collector.

#### 15. **Institutional review board (IRB) approvals or equivalent for research with human subjects**

Question: Does the paper describe potential risks incurred by study participants, whether such risks were disclosed to the subjects, and whether Institutional Review Board (IRB) approvals (or an equivalent approval/review based on the requirements of your country or institution) were obtained?

Answer: [NA]

Justification: This paper does not involve crowdsourcing or research with human subjects, so IRB approval is not applicable.

Guidelines:

- The answer NA means that the paper does not involve crowdsourcing nor research with human subjects.
- Depending on the country in which research is conducted, IRB approval (or equivalent) may be required for any human subjects research. If you obtained IRB approval, you should clearly state this in the paper.
- We recognize that the procedures for this may vary significantly between institutions and locations, and we expect authors to adhere to the NeurIPS Code of Ethics and the guidelines for their institution.
- For initial submissions, do not include any information that would break anonymity (if applicable), such as the institution conducting the review.

#### 16. **Declaration of LLM usage**

Question: Does the paper describe the usage of LLMs if it is an important, original, or non-standard component of the core methods in this research? Note that if the LLM is used only for writing, editing, or formatting purposes and does not impact the core methodology, scientific rigor, or originality of the research, declaration is not required.

Answer: [NA]

Justification: This paper does not involve the use of LLMs as an important, original, or non-standard component of the core methodology.

Guidelines:

- The answer NA means that the core method development in this research does not involve LLMs as any important, original, or non-standard components.
- Please refer to our LLM policy (<https://neurips.cc/Conferences/2025/LLM>) for what should or should not be described.

## Appendix

### Table of Contents

- Appendix A: Pseudocode of **SATURN** Algorithm
- Appendix B: Procedure of SAT Constructor
- Appendix C: Derivation and Validity of the SAT Difficulty Estimation
- Appendix D: Training Schedule for **SATURN-1.5B** and **SATURN-7B**
- Appendix E: Evaluation Hyperparameters
- Appendix F: Prompt Templates
- Appendix G: Detailed Performances of **SATURN** Models on **SATURN-2.6k**
- Appendix H: Ablation Details for **SATURN**
- Appendix I: Behavior of Stronger LLMs on **SATURN** Tasks
- Appendix J: Examples of LLMs Reasoning Trajectories
- Appendix K: Comparisons of Existing Reasoning Tasks
- Appendix L: **SATURN-7B** Word Cloud on GPQA Diamond

### A Pseudocode of SATURN Algorithm and Hyperparameters

Algorithm 1 presents the complete algorithmic workflow of **SATURN**.

---

**Algorithm 1** SATURN Learning\_Loop( $n, k, l, \pi_\theta$ ) # LLM represents  $\pi_\theta$

---

```
def Increase_difficulty(n, k, l, step=1):
    """
    Increments by D_step to increase SAT difficulty.
    """
    return n, k, l + D_step

def SATURN_learning_loop(n, k, l, LLM):
    for t in range(2): # Max total curriculum iterations
        # Step 1: Curriculum Estimation Loop
        # Generate validation set
        Val_set = SAT_Construction(n, k, l, Val_size)
        pass_at_1 = evaluate(Val_set, LLM) # Evaluate pass@1

        if pass_at_1 >= epsilon:
            n, k, l = Increase_difficulty(n, k, l)
        else:
            # Step 2: LLM Training Loop (only if pass_at_1 < epsilon)
            for i in range(10): # Max GRPO steps per level
                # Generate training set
                D_train = SAT_Construction(n, k, l, Train_size)
                LLM = GRPO(LLM, D_train)

                # Re-generate validation set
                Val_set = SAT_Construction(n, k, l, Val_size)
                pass_at_1 = evaluate(Val_set, LLM) # Evaluate pass@1
                if pass_at_1 >= epsilon:
                    break

    return LLM
```

---

Table 6 shows all **SATURN** hyperparameters.

Table 6: SATURN Hyperparameters

Parameter	SATURN-1.5B	SATURN-7B
Initial $(n, k, l)$	(3, 5, 5)	(3, 5, 13)
pass@k threshold $\epsilon$	0.5	0.75
Training set size per step (Train_size)	250	250
Validation set size per step (Val_size)	40	40
Difficulty increment (D_step)	1	2
Curriculum iterations	2	2
Max GRPO steps per level	10	10

## B Construction Procedure of SAT Instances

This appendix describes the implementation details of the SAT\_Construction algorithm introduced in Section 2.1. The goal is to generate  $m$  satisfiable  $(n, k, l)$ -SAT instances in conjunctive normal form (CNF), each constructed to be consistent with a known Boolean solution. The algorithm ensures diversity and uniformity across sampled instances.

The construction procedure is outlined in Algorithm 2 and consists of the following steps:

1. A Boolean solution is randomly generated for the  $k$  variables.
2. The constructor randomly selects  $n$  variables from the  $k$  variables to form a clause.
3. Under the constraint of satisfying the solution, the  $n$  variables are randomly negated, resulting in  $2^n - 1$  satisfiable clauses per variable set. From these steps, we uniformly obtain a large number of single-clause samples from the total of  $2^k \cdot \binom{k}{n} \cdot (2^n - 1)$  valid (solution, clause) pairs, with an upper bound set to 100,000.
4. These (solution, clause) pairs are grouped into clusters based on the same solution.
5. Within each cluster, we randomly select  $l$  clauses and shuffle their order to construct a full SAT instance that satisfies the corresponding solution.
6. Finally, we uniformly sample across clusters and remove duplicates to obtain a total of  $m$  diverse SAT instances.

## C Derivation and Validity of Difficulty Estimation for SAT Tasks on LLMs

As stated in Section 2.2, we propose a composite difficulty function Eq. (2) to estimate the reasoning difficulty of SAT problems for LLMs. This difficulty score combines a sparsity-based estimate of solution density with a structural complexity adjustment.

### Step 1: Sparsity-Based Estimate ( $D_1$ )

We first estimate task difficulty by measuring the ratio between symbolic search cost and expected solution space size.

The symbolic search cost is approximately proportional to the number of variable-symbol combinations across decoding steps. For a problem with  $k$  variables and  $l$  decoding steps, we estimate:

$$\text{Search Cost} \propto k \cdot l \quad (4)$$

For Boolean constraint problems like SAT, the number of satisfying assignments is sparse. Assuming a random clauses, the expected number of valid solutions is:

$$\text{Expected Solutions} \approx 2^n - 1 \approx 2^n \quad (5)$$

where we approximate  $2^n - 1$  by  $2^n$  for analytical simplicity.

Taking the ratio and applying a logarithmic transform yields:

$$D_1(n, k, l) = \log_2(k \cdot l) - \log_2(2^n) = \log_2(k) + \log_2(l) - n \quad (6)$$

---

**Algorithm 2** SAT\_Construction( $n, k, l, m$ )

---

```
def SAT_Construction(n, k, l, m):
    V = [x_1, x_2, ..., x_k] # k Boolean variables
    P = set() # pool of (solution, clause) pairs

    # Step 1-3: Generate (solution, clause) pairs
    while len(P) < 100000: # max number of single-clause samples
        vars = sample_variables(V, n) # select n vars from V
        # e.g., [x_2, x_4, ...]
        solution = random_assign(vars) # assign 0/1 to vars
        # e.g., {x_2:1, x_4:0, ...}
        clause = generate(vars, solution) # create clause
        # e.g., {x_2 or !x_4 ...}
        P.add((solution, clause)) # store pair

    # Step 4: Group by solution
    clusters = group_by_solution(P) # solution -> list of clauses

    # Step 5-6: Construct m SAT instances
    instances = set()
    while len(instances) < m:
        solution, clauses = sample_cluster(clusters) # select a group
        if len(clauses) < l:
            continue
        selected_clauses = sample_clauses(clauses, l) # pick l clauses
        shuffle(selected_clauses)
        instances.add((solution, selected_clauses))

    return instances
```

---

**Step 2: Structural Complexity Adjustment ( $D_2$ )**

In addition to solution sparsity, symbolic reasoning difficulty also depends on the structural properties of the input formula. We construct a structure-aware term  $D_2(n, k, l)$  based on two contributing factors.

First, consider the symbolic reuse density: when  $k$  variables are reused across  $n$  clauses, each variable is, on average, involved in  $n/k$  constraints. This increases the interdependency between clauses. Since higher reuse leads to greater symbolic entanglement, making factorization more challenging for the model, we define the inverse ratio  $\frac{k}{n}$  as a proxy for the structural cost:

$$\text{Variable Interaction Cost} = \frac{k}{n} \quad (7)$$

Second, the clause length  $l$  determines the number of symbols that each clause contains. Longer clauses introduce more intra-clause dependencies, increasing local reasoning complexity. We approximate this with:

$$\text{Clause Width Cost} = \log_2(l) \quad (8)$$

These two components affect reasoning difficulty independently—one globally through variable sharing, and the other locally through clause complexity. We, therefore, combine them additively into:

$$D_2(n, k, l) = \frac{k}{n} + \log_2(l) \quad (9)$$

This additive form is justified as both terms grow monotonically with symbolic complexity and are approximately aligned in scale, enabling stable and interpretable difficulty estimation.



### Step 3: Final Composite Metric

Combining both components yields:

$$D(n, k, l) = D_1(n, k, l) + D_2(n, k, l) \quad (10)$$

$$= \log_2(k) + \log_2(l) - n + \frac{k}{n} + \log_2(l) \quad (11)$$

$$= \log_2(k) + 2\log_2(l) - n + \frac{k}{n} \quad (12)$$

This final composite metric provides a stable and interpretable approximation of symbolic difficulty for LLMs, taking into account both sparsity and structure.

### Step 4: Ablation Study about estimation metric

To further validate the necessity and effectiveness of Eq. (12) composite metric, we conduct an ablation study comparing alternative formulations. Table 7 reports the  $R^2$  correlation of each metric with LLM performance (pass@3) across multiple model scales.

Table 7: Metric comparison across models.

Metric Formula	R1-Qwen-1.5B	Saturn-1.5B	R1-Qwen-7B	Saturn-7B	Avg.	Std. Dev.
$-k - l \cdot \log_2(1 - \frac{1}{2^n})$	0.507	0.537	0.132	0.000	0.294	0.269
$\alpha \cdot \frac{k}{n} + \beta \cdot \log_2(l), \alpha = 2, \beta = 1$	0.428	0.478	0.568	0.508	0.496	0.059
$\alpha \cdot \frac{k}{n} + \beta \cdot \log_2(l), \alpha = 1, \beta = 1$	0.240	0.279	0.719	0.826	0.516	0.300
$\log_2(k \cdot l) - \log_2(2^n - 1)$	0.875	0.893	0.451	0.157	0.594	0.356
$\log_2(k) + 2 \cdot \log_2(l) - n + \frac{k}{n}$	0.707	0.746	0.724	0.501	<b>0.670</b>	0.113

Simpler metrics that consider only sparsity or only structural complexity perform worse overall, confirming that both components are essential for accurately capturing task difficulty. Our metric  $\log_2(k) + 2 \cdot \log_2(l) - n + \frac{k}{n}$  combines both solution sparsity and structural complexity, which achieves the best overall correlation. The ratio between the solution space and the LLM’s search space is the most crucial aspect. On SATURN-7B, the  $R^2$  value is about 0.5 because the LLM already achieves over 90% accuracy on easy problems, which limits the observable linear correlation in that range. The corresponding figures are shown in Figures 10 and 11.

## D Training Schedule for SATURN-1.5B and SATURN-7B

This appendix provides additional details on the **SATURN-1.5B** and **SATURN-7B** training. We conduct all experiments on 8 NVIDIA A100 40GB GPUs. We use the OpenRLHF framework<sup>2</sup> for GRPO training. The framework is designed to make RL training simple and user-friendly, which works well in our experiments. The hyperparameters used in training are summarized in Table 8. All other parameters not listed above consistently follow the default settings of OpenRLHF.

Figure 6 and Figure 7 illustrate the training curves of **SATURN-1.5B** and **SATURN-7B**. Both models show a clear upward trend in the average reward during training, accompanied by early fluctuations that gradually stabilize. The maximum reward curves quickly reach high values and maintain them throughout most of the training process. These results indicate that both **SATURN-1.5B** and **SATURN-7B** successfully learn to generate high-reward outputs, demonstrating effective SAT reward-guided optimization.

## E Evaluation Hyperparameters

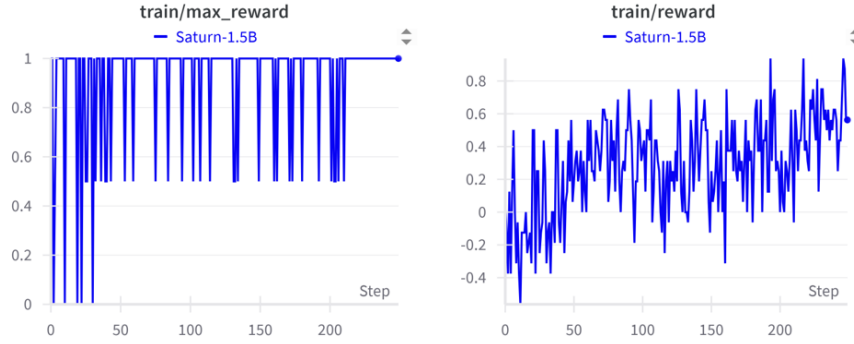
This appendix provides additional details on the hyperparameters used in the evaluation. We use the Hugging Face lighteval library<sup>3</sup> for math and programming evaluations. It offers efficient benchmarks, helping us assess LLMs’ performance across various tasks while ensuring both computational

<sup>2</sup><https://github.com/OpenRLHF/OpenRLHF>

<sup>3</sup><https://github.com/huggingface/lighteval>

Table 8: OpenRLHF Training Hyperparameters

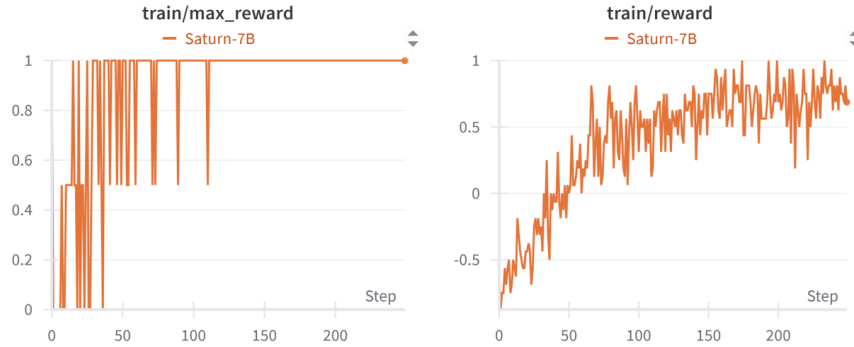
Parameter	SATURN-1.5B	SATURN-7B
Actor learning rate	$5 \times 10^{-7}$	$5 \times 10^{-7}$
Initial KL coefficient	$1 \times 10^{-3}$	$1 \times 10^{-3}$
Batch size (train)	2	2
Batch size (rollout)	2	2
Samples per prompt	8	8
Prompt length (max)	1024	1024
Generation length (max)	10000	8192
Temperature	0.8	1.0
Zero redundancy stage	3	3
Use bf16	Yes	Yes
KL estimator	k3	k3
Advantage estimator	GroupNorm	GroupNorm
Use reward normalization	Yes	Yes

Figure 6: Training curves of various metrics for **SATURN-1.5B**.

efficiency and high-quality results. For the evaluation of the DeepSeek-R1 series distillation models, we use `lighteval` with the Hugging Face-Open-R1 framework<sup>4</sup>. This framework effectively reproduces the evaluation results of the R1 series models.

During the evaluation process, we follow the parameter settings from Hugging Face-Open-R1, as shown in Table 9. Additionally, for LiveCodeBench, we also select the default v4\_v5 version of

<sup>4</sup><https://github.com/huggingface/open-r1>

Figure 7: Training curves of various metrics for **SATURN-7B**.

this framework. Due to the long inference budget required by LiveCodeBench, we set the maximum response length to 16K and generate four samples per instance to estimate pass@1. All other parameters not listed and mentioned above consistently follow the default settings of Hugging Face-Open-R1.

For larger closed-source models, we report the benchmark results from a public benchmark website<sup>5</sup>.

Table 9: Evaluation Hyperparameters for Hugging Face-Open-R1

Hyperparameter	Setting
Data type	bfloat16
Maximum model length	32,768
Maximum new tokens	32,768
Temperature	0.6
Top- $p$ (nucleus sampling)	0.95

## F Prompt Templates

This appendix provides the prompt templates used for evaluation, ensuring consistency and reproducibility across tasks. Figure 8 presents the format for SAT problem training and evaluation, while Figure 9 shows the template used for math, programming, and GPQA Diamond tasks.

**SAT:**

You are now required to solve a SAT (Boolean Satisfiability) problem. The problem is provided in JSON format, containing the following fields:

- "n\_sat": The number of variables in each clause (n-SAT problem).
- "k": The total number of distinct variables in the problem.
- "clause": A string representation of the SAT formula, where clauses are separated by "&" (representing logical AND). Within each clause, variables are combined using concatenation (representing logical OR). A negation is indicated by "!" before a variable.

Your task is to provide a valid solution. The answer is a string of length k representing the truth values of the variables in order (1 for true, 0 for false). If there are multiple solutions, provide any one of them.

Please reason step by step, and put your final answer within `\boxed{}`.

**\*\*Example\*\***

```
{ "n_sat": 3, "k": 4, "clause": "!B!C!D & A!B!D & AB!D" }
```

**\*\*Final Answer\*\***

```
\boxed{1101}
```

Below is the SAT problem you need to solve:

Figure 8: Prompt format used for SAT problem training and evaluation.

## G Detailed Performances of SATURN models on SATURN-2.6k

This appendix provides additional details of **SATURN-1.5B** and **7B** on **SATURN-2.6k** spanning 10 harder SAT difficulty levels. Experimental results are shown in Table 10–14, and Figures 10–11. We summarize two key observations:

❶ The pass@3 accuracy correlates strongly with the estimated SAT difficulty  $D(n, k, l)$  across models. Specifically, the linear regression  $R^2$  scores are 0.746 for **SATURN-1.5B** and 0.707 for DeepSeek-R1-Distill-Qwen-1.5B (Figure 10), and 0.5011 for **SATURN-7B** and 0.724 for DeepSeek-R1-Distill-Qwen-7B (Figure 11). These results indicate that our difficulty function effectively captures problem hardness, supporting the design of a curriculum learning schedule based on it. They also demonstrate that SAT is a reliable benchmark for evaluating reasoning capability.

<sup>5</sup><https://artificialanalysis.ai/models>

**Math:**

Solve the following math problem efficiently and clearly. The last line of your response should be of the following format: 'Therefore, the final answer is:  $\boxed{\text{ANSWER}}$ '. I hope it is correct' (without quotes) where ANSWER is just the final number or expression that solves the problem. Think step by step before answering.

{question}

**Programming:**

You will be given a question (problem specification) and will generate a correct Python program that matches the specification and passes all tests.

Question: {question}

You will use the following starter code to write the solution to the problem and enclose your code within delimiters.``python  
{starter code}  
``

**Multiple Choice Question (GPQA Diamond):**

Answer the following multiple choice question. The last line of your response should be of the following format: 'Answer: \$LETTER' (without quotes) where LETTER is one of ABCD. Think step by step before answering.

{question}

Figure 9: Prompt format used for math, programming, and GPQA Diamond problems evaluation.

② Although our models are trained only on relatively easier SAT problems, they show consistent improvements on harder levels. As shown in Table 10–14, both **SATURN-1.5B** and **SATURN-7B** generalize well to more challenging problems, highlighting the effectiveness of our curriculum-driven training strategy.

Table 10: Full pass@1 results on **SATURN-2.6k**

Model	(3,7,40)	(3,5,25)	(3,5,20)	(3,6,20)	(3,7,20)	(4,7,40)	(4,8,40)	(4,7,20)	(6,7,40)	(5,8,40)	Avg.
R1-Distill-1.5B	0.3	1.3	3.3	3.3	3.3	1.1	1.6	7.2	10.6	4.4	3.6
<b>SATURN-1.5B</b>	<b>0.3</b>	<b>6.2</b>	<b>7.8</b>	<b>7.3</b>	<b>8.9</b>	<b>3.3</b>	<b>4.2</b>	<b>22.5</b>	<b>29.0</b>	<b>12.9</b>	<b>10.2</b>
R1-Distill-7B	2.3	12.3	19.2	23.3	21.5	3.8	4.5	30.1	24.4	12.3	15.4
<b>SATURN-7B</b>	<b>8.6</b>	<b>44.7</b>	<b>66.4</b>	<b>64.5</b>	<b>64.6</b>	<b>9.2</b>	<b>10.3</b>	<b>57.3</b>	<b>36.4</b>	<b>19.2</b>	<b>38.1</b>

Table 11: Full pass@3 results on **SATURN-2.6k**

Model	(3,7,40)	(3,5,25)	(3,5,20)	(3,6,20)	(3,7,20)	(4,7,40)	(4,8,40)	(4,7,20)	(6,7,40)	(5,8,40)	Avg.
R1-Distill-1.5B	<b>1.0</b>	3.8	9.4	9.1	9.3	3.3	4.7	19.3	28.9	12.5	10.1
<b>SATURN-1.5B</b>	0.8	<b>15.8</b>	<b>19.5</b>	<b>18.5</b>	<b>21.6</b>	<b>9.5</b>	<b>11.3</b>	<b>50.3</b>	<b>62.5</b>	<b>31.7</b>	<b>24.2</b>
R1-Distill-7B	6.5	31.2	45.6	52.8	49.9	10.4	11.8	65.6	56.2	31.3	36.1
<b>SATURN-7B</b>	<b>22.9</b>	<b>78.2</b>	<b>94.1</b>	<b>93.5</b>	<b>93.3</b>	<b>24.3</b>	<b>26.5</b>	<b>91.0</b>	<b>72.4</b>	<b>45.7</b>	<b>64.2</b>

Table 12: Full pass@5 results on **SATURN-2.6k**

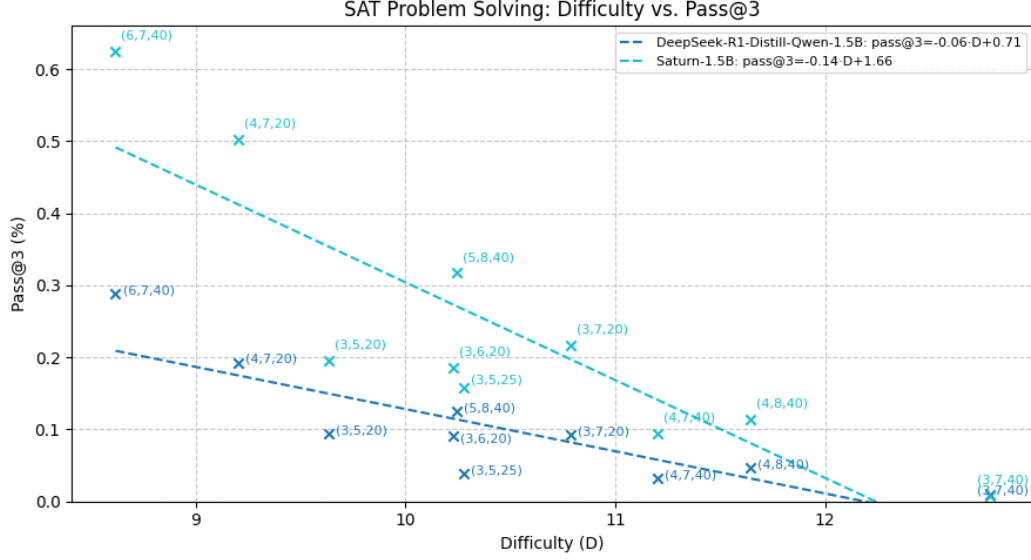
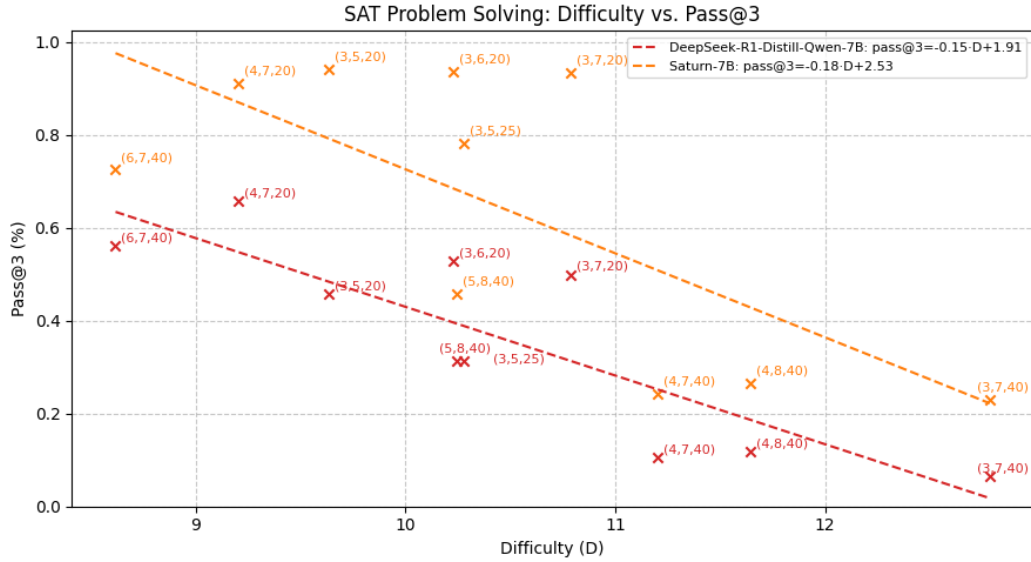
Model	(3,7,40)	(3,5,25)	(3,5,20)	(3,6,20)	(3,7,20)	(4,7,40)	(4,8,40)	(4,7,20)	(6,7,40)	(5,8,40)	Avg.
R1-Distill-1.5B	<b>1.7</b>	6.1	14.9	14.2	14.4	5.4	7.6	29.2	43.7	19.6	15.7
<b>SATURN-1.5B</b>	1.3	<b>23.5</b>	<b>27.9</b>	<b>26.7</b>	<b>30.6</b>	<b>14.9</b>	<b>17.2</b>	<b>67.0</b>	<b>79.0</b>	<b>44.1</b>	<b>33.2</b>
R1-Distill-7B	10.5	44.7	62.3	69.2	66.9	16.0	17.5	82.9	74.0	45.4	48.9
<b>SATURN-7B</b>	<b>34.4</b>	<b>89.5</b>	<b>98.5</b>	<b>98.6</b>	<b>98.2</b>	<b>35.9</b>	<b>38.6</b>	<b>97.5</b>	<b>86.4</b>	<b>62.4</b>	<b>74.0</b>

Table 13: Full pass@7 results on **SATURN-2.6k**

Model	(3,7,40)	(3,5,25)	(3,5,20)	(3,6,20)	(3,7,20)	(4,7,40)	(4,8,40)	(4,7,20)	(6,7,40)	(5,8,40)	Avg.
R1-Distill-1.5B	<b>2.3</b>	8.1	19.9	18.9	18.9	7.6	10.1	37.4	55.7	25.8	20.5
<b>SATURN-1.5B</b>	1.8	<b>30.1</b>	<b>34.2</b>	<b>32.8</b>	<b>37.5</b>	<b>19.8</b>	<b>22.1</b>	<b>78.2</b>	<b>87.8</b>	<b>52.5</b>	<b>39.7</b>
R1-Distill-7B	14.3	54.6	73.6	78.7	77.8	20.9	22.2	91.6	84.3	56.3	57.4
<b>SATURN-7B</b>	<b>43.7</b>	<b>94.2</b>	<b>99.6</b>	<b>99.7</b>	<b>99.5</b>	<b>45.0</b>	<b>47.6</b>	<b>99.2</b>	<b>92.2</b>	<b>73.5</b>	<b>79.4</b>

Table 14: Full pass@10 results on SATURN-2.6k

Model	(3,7,40)	(3,5,25)	(3,5,20)	(3,6,20)	(3,7,20)	(4,7,40)	(4,8,40)	(4,7,20)	(6,7,40)	(5,8,40)	Avg.
R1-Distill-1.5B	3.3	10.6	26.8	25.2	24.6	10.8	14.5	47.9	69.3	33.7	26.7
<b>SATURN-1.5B</b>	<b>2.5</b>	<b>38.7</b>	<b>41.3</b>	<b>39.5</b>	<b>45.7</b>	<b>26.2</b>	<b>28.0</b>	<b>89.6</b>	<b>101.0</b>	<b>75.9</b>	<b>46.7</b>
R1-Distill-7B	19.6	65.0	84.7	86.6	87.8	27.2	27.9	97.4	92.8	68.6	65.8
<b>SATURN-7B</b>	<b>54.9</b>	<b>97.1</b>	<b>99.9</b>	<b>99.9</b>	<b>100.0</b>	<b>55.0</b>	<b>57.3</b>	<b>99.8</b>	<b>95.3</b>	<b>84.7</b>	<b>84.4</b>

Figure 10: Scatter plots of pass@3 versus estimated difficulty  $D(n, k, l)$  for DeepSeek-R1-Distill-Qwen-1.5B and **SATURN-1.5B**, with linear regression fits. The linear regression for two models achieve  $R^2$  values of 0.707 and 0.746 respectively.Figure 11: Scatter plots of pass@3 versus estimated difficulty  $D(n, k, l)$  for DeepSeek-R1-Distill-Qwen-7B and **SATURN-7B**, with linear regression fits. The linear regression for two models achieve  $R^2$  values of 0.724 and 0.5011 respectively.

## H Ablation Studies for SATURN

This appendix presents the ablation studies for **SATURN**, as shown in Table 15 and Table 16. Each training setting is denoted as  $(n, k, l) \times \text{Train\_size}$ , where  $(n, k, l)$  controls SAT construction and  $\text{Train\_size}$  is the number of training examples. Here,  $\text{Train\_size}$  can also be written as  $\text{Train\_size} = D \times \text{num}$ , where  $D$  is the number of difficulty levels and  $\text{num}$  is the number of samples per level in **SATURN-2.6k** (Figure 11 and 10). These experiments validate the effectiveness of curriculum learning and the design of various SAT training configurations.

Table 15: Ablation comparison on math and programming benchmarks

Training Setting	AIME 24/25	AMC 22/23	Math500	GPQA-D	LiveCodeBench	Avg.
$(3, 5, 10) \times 500$	45.0	84.3	93.2	<b>53.5</b>	35.1	62.2
$(3, 5, 13) \times 500$	50.0	83.1	94.6	50.0	36.1	62.8
$(3, 5, 15) \times 500$	35.0	68.7	86.6	46.0	31.3	53.5
$(3, 5, 13) \times 1000$	<b>51.7</b>	81.9	94.0	47.5	37.2	62.5
$((3, 5, 13) + (3, 5, 15)) \times 500$ (one epoch)	43.3	<b>86.7</b>	93.0	49.5	35.8	61.7
$(3, 5, 13) \times 500 + (3, 5, 15) \times 500$	<b>48.3</b>	85.5	<b>95.0</b>	50.5	<b>37.7</b>	<b>63.4</b>

Table 16: Ablation Study with Different Sampling Strategies and Training Budgets

Training Setting	AIME 24/25	AMC 22/23	Math500	GPQA-D	LiveCodeBench	Avg.
$(n, k, l) \times 100 \times 10 + \text{shuffle}$	38.3	66.3	90.6	44.9	35.2	55.1
$(n, k, l) \times 100 \times 10$	46.7	85.5	93.2	50.5	36.9	62.3
$(n, k, l) \times 200 \times 5 + \text{shuffle}$	48.3	81.9	93.0	<b>52.0</b>	35.8	62.2
$(n, k, l) \times 200 \times 5$	46.7	<b>88.0</b>	93.2	48.0	35.8	62.6
$(3, 5, 13) \times 500 + (3, 5, 15) \times 500$	<b>48.3</b>	85.5	<b>95.0</b>	50.5	<b>37.7</b>	<b>63.4</b>

In Table 15, we evaluate the impact of SAT difficulty, training budgets, and curriculum structure. We draw two key conclusions:

❶ **SATs that are too easy or too hard hinder model learning.** Training solely on easy  $(3, 5, 10) \times 500$  or hard  $(3, 5, 15) \times 500$  instances results in lower average scores (62.2 and 53.5, respectively). In contrast, moderate-difficulty SATs  $(3, 5, 13) \times 500$  yield a higher score of 62.8, showing that balanced difficulty is essential for effective reasoning development.

❷ **Multi-stage curriculum learning outperforms flat or mixed training.** Curriculum learning with progressively increasing SAT difficulty  $(3, 5, 13) \times 500 + (3, 5, 15) \times 500$  achieves the highest average score of 63.4. In contrast, one-epoch mixed training  $((3, 5, 13) + (3, 5, 15)) \times 500$  only reaches 61.7, despite using the same total number of examples. Furthermore, simply scaling up a single-stage setting  $(3, 5, 13) \times 1000$  yields 62.5, which is also inferior to the curriculum. These results indicate that progressive difficulty scheduling is more effective than either flat or mixed training with the same or larger data budget.

Table 16 further investigates the impact of training thresholds and step sizes under a fixed total training budget.

❸ **Gradual difficulty progression outperforms random shuffling of difficulty levels.** Both  $(n, k, l) \times 100 \times 10$  and  $(n, k, l) \times 200 \times 5$  perform better when difficulty levels follow a gradual progression (62.3 and 62.6), compared to random shuffling of difficulty levels (55.1 and 62.2). This demonstrates that a curriculum learning approach with progressive difficulty scheduling is more effective.

❹ **Excessively fine-grained difficulty levels hinder performance.** Training with overly fine-grained difficulty levels, such as  $(n, k, l) \times 100 \times 10$ , results in lower performance (55.1) compared to coarser steps like  $(n, k, l) \times 200 \times 5$  (62.6). Both of these configurations perform worse than the two-stage curriculum  $(3, 5, 13) \times 500 + (3, 5, 15) \times 500$ , which achieves the highest performance with an average score of 63.4. This indicates that excessively fine-grained difficulty levels prevent the model from effectively mastering each level before moving on to the next, hindering overall learning.

## I Behavior of Stronger LLMs on Extended SATURN Tasks

This appendix demonstrates the performance of stronger LLMs on more challenging SAT tasks. The experimental results are shown in Table 17. Even the strongest LLMs available today cannot solve complex SAT tasks as effectively as humans using simple reflection and verification search. Due to the long CoT involved, the full LLMs’ outputs are provided in the supplementary material.

Table 17: One-shot performance of stronger LLMs on extended **SATURN** tasks. Models with ✓ successfully solve the corresponding difficulty of SAT tasks. Kimi-1.5 solves the task but with significantly longer reasoning chains.

SAT Task (n, k, length)	GPT-4o	O1-mini	DeepSeek-V3	R1	Kimi-1.5
(3, 5, 30)	✗	✓	✗	✓	✓*
(4, 7, 80)	✗	✗	✗	✗	✗

To provide a baseline comparison, we also tested a CDCL SAT solver <sup>6</sup> on the SATURN-2.6k test set. The results are as follows:

Table 18: CDCL SAT solver performance on SATURN-2.6k test set.

Metric	Value
Total instances	1000
Satisfiable	1000
Unsatisfiable	0
Valid SAT Models	1000
Model Accuracy	100.00%
Total time taken (s)	0.14

Table 18 shows that the CDCL SAT solver significantly outperforms current LLMs like DeepSeek-R1, both in terms of runtime and accuracy. **SATURN** applied to today’s strongest LLMs still has great potential.

## J Examples of Different LLMs’ Reasoning Trajectories

This appendix presents examples of different LLMs’ reasoning trajectories, as shown in Figures 5 and 12. The full LLMs’ outputs are provided in the supplementary material.

In the case of Math500-41 (Table 13), **SATURN** improves its ability to avoid unnecessary calculations and dead-end reasoning paths. By leveraging the self-verification patterns learned from SAT tasks, such as "I made a mistake earlier," **SATURN-7B** can better navigate through the problem, discarding invalid paths earlier in the process.

In the case of Math500-402 (Table 5), **SATURN-7B** demonstrates a stronger ability to self-verify intermediate conclusions in a smaller scenario (with 4 individuals). While DeepSeek-R1-Distill-Qwen-7B also tries to identify a smaller scenario, it fails to recheck the result when an inconsistency is found, instead stating, "perhaps I’m overcomplicating this." In contrast, **SATURN-7B** can identify the error and re-verify the results within this small scenario, ultimately selecting the correct solution from two possible candidates.

In conclusion, **SATURN-7B** exhibits enhanced self-verification capabilities. LLMs sometimes confidently claim that a wrong answer is correct. Solving SAT tasks inherently involves frequent and fine-grained clause verification, which trains LLMs to perform precise checking during reasoning. The self-verification patterns learned from SAT tasks help LLMs solve math problems more effectively by selecting correct solutions from multiple options. These results suggest that the self-verification mechanisms developed during SAT learning (Table 12) generalize well to math and programming tasks, improving the LLMs’ reasoning robustness and reliability.

<sup>6</sup>[https://en.wikipedia.org/wiki/Conflict-driven\\_clause\\_learning](https://en.wikipedia.org/wiki/Conflict-driven_clause_learning)





Prompt: You are a helpful assistant. The assistant first thinks about the reasoning process in the mind and then provides the user with the answer. The reasoning process and answer are enclosed within <think> </think> and <answer> </answer> tags, respectively, i.e., <think> reasoning process here </think> <answer> answer here </answer>. Now the user asks you to solve a logical reasoning problem. After thinking, when you finally reach a conclusion, clearly state the identity of each character within <answer> </answer> tags. i.e., <answer> (1) Zoey is a knight  
(2) ... </answer>.

### Boolean Satisfiability Problem

- "n\_sat": The number of variables in each clause (n-SAT problem).
- "k": The total number of distinct variables in the problem.
- "clause": A string representation of the SAT formula, where clauses are separated by "&" (representing logical AND). Within each clause, variables are combined using concatenation (representing logical OR). A negation is indicated by "!" before a variable.

```

**Example**
{"n_sat": 3, "k": 4, "clause": "!B!C!D & A!B!D & AB!D"}
**Final Answer**
\boxed{\{101\}}

```

Below is the SAT problem you need to solve:

```
{ "n_sat": 3, "k": 5, "clause": "!A!B!E & !A!BC & !A!DE & !AC!D  
& !ACE & !B!C!E & A!B!E & A!CE & ACD & BD!E" }
```

$n + \frac{k}{n}$ . Adding a clause to a SAT formula never decreases its difficulty, for both humans and LLMs. This makes SAT more suitable for curriculum learning.

In summary, while K&K puzzles provide linguistic diversity, SAT problems are more efficient in construction, output consistency, and difficulty regulation, making them preferable for training LLMs at scale.

[illegible]

Figure 15 shows the word cloud of **SATURN-7B**’s generated answers on GPQA Diamond, highlighting its frequent use of self-verification patterns in reasoning.