

# When Do LLMs Admit Their Mistakes?

## Understanding The Role Of Model Belief In Retraction

Yuqing Yang

University of Southern California  
yyang063@usc.edu

Robin Jia

University of Southern California  
robinjia@usc.edu

### Abstract

Can large language models (LLMs) admit their mistakes when they should know better? In this work, we study when and why LLMs choose to retract, i.e., spontaneously and immediately acknowledge their errors. Using model-specific testbeds, we find that while LLMs are capable of retraction, they do so only rarely, even when they can recognize their mistakes when asked in a separate interaction. We identify a reliable predictor of retraction: the model’s *momentary belief*, as measured by a probe on its internal states that is trained to predict correctness on external datasets unrelated to retraction. A model retracts only when it “believes” its answers to be incorrect *during generation*; these beliefs frequently diverge from models’ parametric knowledge as measured by factoid questions. Steering experiments further demonstrate that model belief causally drives retraction. In particular, when the model believes its answer to be incorrect, this not only encourages the model to attempt further verification, but also alters attention dynamics. Finally, we show that supervised fine-tuning improves retraction performance by helping the model learn more accurate internal belief. Code and datasets are available on <https://github.com/ayyyq/llm-retraction>.

### 1 Introduction

Despite rapid progress, hallucinations (Zhang et al., 2023; Kalai et al., 2025) remain a fundamental challenge for current large language models (LLMs), even when they appear to have relevant parametric knowledge (Zhang et al., 2024a; Jiang et al., 2024; Simhi et al., 2024). Beyond preventing such potentially correctable errors outright (Li et al., 2023; Zou et al., 2023), an alternative post-hoc remedy is when a model, after hallucinating, *spontaneously* recognizes and acknowledges its mistake—an act we define as **retraction**, as illustrated in Figure 1. When done by an LLM without external prompting,



Figure 1: ✓ indicates a correct answer, ✗ indicates a wrong answer, and ○ denotes a retraction. We investigate when LLMs fail to retract, even when they know the answer is wrong in verification questions.

retraction reduces the user’s burden of interrogating the model, while mitigating misinformation risk and enhancing reliability. In this work, we focus on knowledge-related questions and investigate the retraction behavior of LLMs, asking when and why models autonomously retract incorrect answers that they should know are incorrect.<sup>1</sup>

To study this, we build model-specific testbeds called continuation datasets. In these datasets, the model first produces an answer and then is prompted to *continue* generating text to see whether it retracts. We rely on two datasets that are more likely to induce hallucinations: (1) WIKI-DATA, which requires satisfying two conditions for correctness (e.g., “Name a politician who was

<sup>1</sup>We do not study large reasoning models (e.g., DeepSeek-AI et al., 2025), which frequently retract (e.g., “Wait, no, that’s not right...”) but also redundantly explore alternative answers (Chen et al., 2024). Instead, we focus on standard LLMs, aiming to inspire research on mitigating hallucinations through retraction when fast answers are desired.

*born in New York City*”; Dhuliawala et al., 2024), and (2) CELEBRITY, which asks for a celebrity given their lesser-known parents (Berglund et al., 2024). For each question, we collect incorrect model answers and focus on the cases where the model’s responses to verification questions (e.g., “Where was Hillary Clinton born?”; Dhuliawala et al., 2024) indicate that it knows the answer is incorrect. This yields a continuation dataset of question-answer pairs. We find that models do sometimes retract their own incorrect answers, but they are generally reluctant to do so despite having the requisite knowledge.

This raises the question: *Why do models fail to retract in these cases?* Prior work has used probes on models’ hidden states to infer their internal beliefs about whether a given statement is factually correct (Azaria and Mitchell, 2023; Li et al., 2023; Liu et al., 2024). This leads to two hypotheses: (1) Models may internally believe that their wrong answers are true, which causes them to not retract, or (2) Models may recognize their answers to be false, yet still choose not to verbalize this belief. We find that (1) is correct. Despite being trained to predict factual correctness, internal belief probes cannot distinguish between correct and incorrect answers during generation on our datasets. Notably, this implies that models’ “momentary” beliefs during generation can contradict their parametric knowledge elicited by verification questions, providing further evidence of LLMs’ weakness in manipulating stored knowledge (Allen-Zhu and Li, 2025). On the other hand, internal belief probes are much better indicators of whether the model will retract: models tend to retract answers they internally believe are wrong and commit to those they believe are correct.

We further show that this link is causal: steering the model to believe an answer is correct (positive belief steering) suppresses retraction, while steering it to believe an answer is incorrect (negative belief steering) strongly promotes retraction. That is to say, we can directly alter the model’s retraction behavior by intervening on this belief direction. Analysis of the steered models reveals two separate pathways through which internal beliefs control retraction. Negative belief steering first encourages the model to generate additional information (e.g., the entity’s birthplace) for verification rather than stopping immediately after the answer. Then, it also increases the model’s attention to answer tokens and refines their attention value vectors, which

further promotes retraction.

Finally, we show that the connection between the model’s belief and retraction holds for supervised fine-tuning (SFT). We fine-tune the model to retract wrong answers while maintaining commitment to correct ones. Consistent with prior work (Prakash et al., 2024; Ye et al., 2024; Muennighoff et al., 2025), we observe that straightforward SFT substantially improves in-distribution retraction performance: the model retracts more incorrect answers while still committing to correct ones. Beyond prior results, we demonstrate that the original belief direction continues to regulate retraction behavior. By probing the fine-tuned models, we show that SFT works by aligning the model’s internal belief more closely with factual correctness, leading to more accurate retraction decisions. This bridges mechanistic interpretability with training-based approaches, strengthening the robustness and generality of our findings.

To summarize, our contributions are as follows: (1) We construct model-specific testbeds to evaluate an LLM’s retraction performance, and show that current LLMs can retract but do so only rarely. (2) We uncover a connection between a model’s internal belief and its external retraction behavior, and identify the underlying mechanism that governs this behavior. (3) We demonstrate that the causal influence of internal beliefs on retraction generalizes to supervised fine-tuned models, where more accurate beliefs lead to improved retraction performance.

## 2 Related Work

### 2.1 Self-Correction in LLMs

A closely related concept to retraction is self-correction. Retraction can be viewed as an important step within self-correction but does not require producing a correct final answer as the goal. Previous work on self-correction primarily relies on multi-turn procedures, such as asking the model verification questions (Dhuliawala et al., 2024; Wu et al., 2024), prompting it to give feedback (Madaan et al., 2023; Zhang et al., 2024b; Liu et al., 2023), or directly instructing it to verify its initial responses (Kadavath et al., 2022; Yang et al., 2024c). By contrast, we study retraction as a *spontaneous* and *immediate* behavior, happening without explicit prompts to identify errors. This distinction is practically important, as users may not ask an LLM to re-check its answers. Rela-

tively fewer studies have examined spontaneous self-correction (Ye et al., 2024; Zhao et al., 2025), showing that it can be acquired through elaborate training. Our work differs in that we explain how retraction emerges from the model’s internal representations, complementing training-based approaches.

## 2.2 Probing LLMs’ Beliefs

A series of studies leverages LLM’s internal representations to probe for truthfulness (Azaria and Mitchell, 2023; Marks and Tegmark, 2023b; Li et al., 2023; Liu et al., 2024). For example, Liu et al. (2024) propose the existence of a universal “truthfulness hyperplane” that separates true and false statements by training on a diverse collection of true-false datasets. However, many works (Li et al., 2023; Liu et al., 2024) evaluate probes only on synthetically constructed true-false claims, where they achieve high performance, but such settings may not reflect the distribution of hallucinations in real LLM outputs. Indeed, while some research demonstrates strong performance in detecting hallucinations on in-distribution, model-generated data (Azaria and Mitchell, 2023; CH-Wang et al., 2024; Orgad et al., 2024), these approaches often fail to generalize to out-of-distribution examples (Levinstein and Herrmann, 2023; Servedio et al., 2025).

In line with prior work, we train probes on external true-false datasets but evaluate them on the model’s own generated answers. Our findings provide a possible explanation for their limited generalization: such probes may not directly capture truth per se, but rather a model’s *internal belief*—its own judgments about the truth of the world (Levinstein and Herrmann, 2023; Schouten et al., 2024) during generation, which can diverge from ground-truth correctness. Crucially, we show that these belief signals are predictive of retraction behavior, suggesting that these probes may be tapping into dimensions of error awareness rather than factual truth itself.

## 3 Task Definition and Preliminary Results

### 3.1 Task Definition

Retraction denotes a model’s immediate acknowledgment that its generated answer is incorrect or does not fully satisfy the user’s requirements, regardless of whether it later produces a correct answer. To evaluate the retraction performance of current LLMs, we construct model-specific testbeds.

	WIKIDATA		CELEBRITY	
	# Train	# Test	# Train	# Test
Llama3.1-8B	1934	1202	1550	826
Qwen2.5-7B	1496	1072	–	1142
Olmo2-7B	1796	1260	–	1209

Table 1: Continuation dataset statistics. Note that Qwen2.5-7B and Olmo2-7B have no CELEBRITY training sets due to too few correct examples, which are used only for SFT in Section 6.

We first collect questions from two knowledge-related datasets, WIKIDATA (e.g., “Name a writer who was born in Oran, Algeria”) and CELEBRITY (e.g., “Name a child of Joe Jackson”), which tend to elicit wrong answers, thereby creating a great opportunity to study retraction. Details of these two original datasets are provided in Appendix A.1.

**Continuation Dataset.** Based on the collected questions, we construct model-specific continuation datasets. Each example pairs a question with a model-generated answer, after which the model is prompted to *continue* generating to test whether it will retract, as illustrated below:

USER: Name a politician who was born in New York City.

ASSISTANT: Hillary Clinton[*Model generation continues from here...*]

To ensure that each incorrect answer is, in principle, correctable by the tested LLM, we first sample answers from the model via temperature decoding. For each answer, we create verification questions (e.g., “Where was {model’s answer} born?”; “What is {model’s answer}’s profession?”) and check whether the model’s responses to these questions conflict with the requirements of the original question, inspired by Dhuliawala et al. (2024). We retain two types of examples:

- **Correct Examples:** The answer is factually correct, and the model can correctly answer all verification questions.
- **Wrong Examples:** The answer is factually incorrect, and the model’s responses to the verification questions contradict the original question, indicating that it should know the answer is incorrect.

We experiment with three popular LLMs from different model families, Llama3.1-8B-Instruct (Dubey et al., 2024, abbr. Llama3.1-8B), Qwen2.5-7B-Instruct (Yang et al., 2024a, abbr. Qwen2.5-7B), and Olmo2-1124-7B-Instruct (OLMo et al.,

	WIKIDATA		CELEBRITY	
	Prec.	Rec.	Prec.	Rec.
Llama3.1-8B	0.9012	0.2579	0.7722	0.1477
Qwen2.5-7B	0.8824	0.1119	0.9667	0.0290
Olmo2-7B	0.9881	0.1317	0.8824	0.0150

Table 2: Retraction performance on the WIKIDATA and CELEBRITY test sets across different LLMs.

2025, abbr. Olmo2-7B). The data statistics are listed in Table 1. See Appendix A.2 for details. In the following sections, we use WIKIDATA and CELEBRITY to denote the model-specific continuation datasets instead of the original datasets.

**Evaluation Metrics.** We use Llama3.3-70B-Instruct as a judge (Zheng et al., 2023) to automatically assess whether the tested model retracts the given answer in its response. See Appendix A.6 for details and reliability analyses. We then calculate the following two metrics to evaluate the model’s retraction performance:

$$\text{Retraction Recall} = \frac{|\text{Wrong \& Retraction}|}{|\text{Wrong}|},$$

$$\text{Retraction Precision} = \frac{|\text{Wrong \& Retraction}|}{|\text{Retraction}|}.$$

$|\text{Wrong}|$  denotes the number of wrong examples, and  $|\text{Retraction}|$  indicates the number of examples that the tested model retracts according to the judgment of Llama3.3-70B-Instruct. Higher retraction recall and precision together represent better retraction performance.

### 3.2 Models Can Retract, but Do So Infrequently

As shown in Table 2, models consistently exhibit low but non-zero retraction recall on our datasets. We infer that LLMs have the capability to retract incorrect answers, but the consistently low recall (at most 25%) highlights that such retractions are rare. Recall that our verification questions provide clear evidence that the model knows that the incorrect answers in our datasets are indeed incorrect. Thus, the model appears to have both the knowledge and the ability to retract. Then, why do LLMs fail to retract more incorrect answers? What factors govern their retraction behavior?

## 4 Model Belief Guides Retraction

### 4.1 Probing for Belief

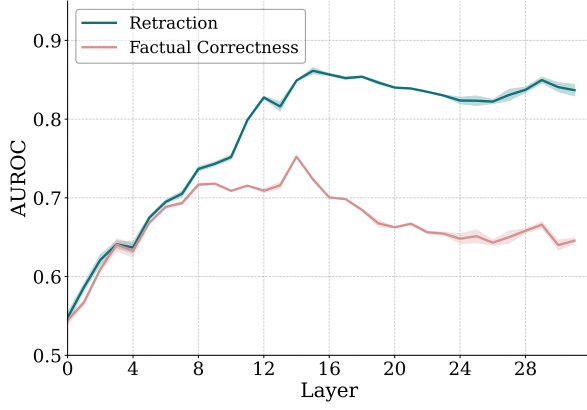
To investigate the gap between LLMs’ parametric knowledge measured by factoid questions and their failure to retract incorrect answers, we build on prior work that probes internal representations of truthfulness (Azaria and Mitchell, 2023; Marks and Tegmark, 2023b; Li et al., 2023). Here, we use the term *internal belief* rather than truthfulness to emphasize the distinction between a model’s internal assessment of correctness and ground-truth correctness. Our key question is: when the model’s parametric knowledge implies that its answer is wrong, does its internal representation reflect this during answer generation?

**Universal Truthfulness Dataset.** To prevent overfitting to a single dataset, we follow Liu et al. (2024) and train our probes on a diverse set of external true-false datasets, including 800 examples each from Natural Questions (Kwiatkowski et al., 2019), Trivia QA (Joshi et al., 2017), and SciQ (Welbl et al., 2017). All three are short-answer, closed-book QA tasks with a format similar to WIKIDATA and CELEBRITY. Each dataset is balanced with a 50/50 split of correct and incorrect answers, where the incorrect answers are generated by GPT-4-turbo. We denote this collection as Universal Truthfulness QA (UTQA) dataset.

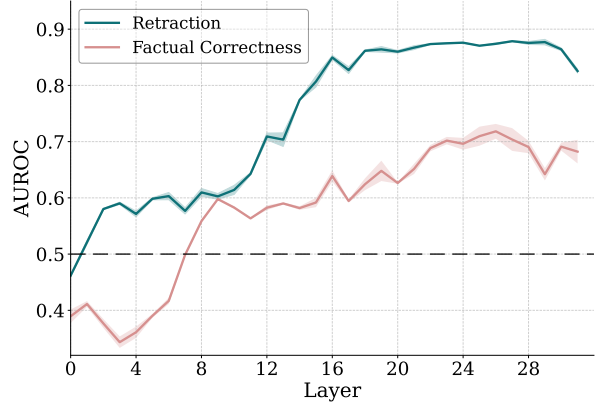
**Probe Setup.** For each LLM layer, we train a linear probe on the UTQA dataset using the hidden states after the given answer. These probes learn to distinguish correct and incorrect answers on UTQA and thus serve as proxies for the model’s internal belief. We then apply the probes to WIKIDATA and CELEBRITY examples to investigate how the model’s internal belief relates to both factual correctness and retraction behavior. To quantify the relationship, we report AUROC (Area Under the Receiver Operating Characteristic Curve), treating belief scores as the decision score and either binary factual correctness or retraction labels as the ground truth. Because internal belief and retraction are hypothesized to be negatively correlated, we use  $1 - \text{belief score}$  when predicting retraction. A higher AUROC indicates that belief scores are reliable predictors of the target label, while an AUROC of 0.5 implies no discriminative power.

**Results.** From Figure 2, we can see that belief probes are less predictive of factual correctness but





(a) Llama3.1-8B on WIKIDATA.



(b) Llama3.1-8B on CELEBRITY.

Figure 2: Layer-wise AUROC of belief scores for predicting factual correctness and retraction in Llama3.1-8B. An AUROC of 0.5 corresponds to random guessing. Results are averaged over three runs with different random seeds, and error bars denote standard deviation.

much more reliable for predicting retraction.

(1) Since factual correctness on our test sets reflects the model’s parametric knowledge as assessed by verification questions, the suboptimal AUROC of belief scores indicates a misalignment between the model’s momentary internal belief and its stored knowledge. This further verifies LLMs’ limitations in knowledge manipulation (Allen-Zhu and Li, 2025; Berglund et al., 2024), from the perspective of internal representations.

(2) More importantly, we find that **the model’s internal belief, although obtained without retraction-related data, is a better indicator of whether the model retracts its own generated answers**, with predictive power emerging in the middle layers. In particular, low belief scores correspond to retraction.<sup>2</sup> This suggests that the probed direction captures the model’s internal judgment at that moment instead of objective truth, and is manifested in its subsequent behavior (i.e., retracting or committing).

These results generalize across model families, including Qwen2.5-7B and Olmo2-7B, and extend to larger models such as Llama3.1-70B-Instruct, as shown in Appendix B.1.

## 4.2 Steering Internal Belief Affects Retraction

Our probing results establish a correlation between the model’s internal belief and its retraction behavior. To demonstrate that internal belief causally influences retraction behavior, we steer the model’s

<sup>2</sup>Internal belief is conceptually distinct from uncertainty. Appendix B.2 shows that uncertainty is a much weaker predictor of retraction.

hidden states towards positive belief (i.e., believe an answer is correct) and negative belief (i.e., believe an answer is incorrect) directions.

**Activation Steering.** We still use the UTQA dataset to find steering directions. For each layer  $l \in |L|$ , we calculate the mean hidden states  $h_l^+$  for correct answers at the last token of the answer, and  $h_l^-$  for incorrect answers. We then compute the *difference-in-means* vector  $v_l = h_l^+ - h_l^-$  (Marks and Tegmark, 2023a; Ardit et al., 2024; Li et al., 2023), which represents a linear belief direction. We add or subtract this difference-in-means vector to the activations of a new answer, thereby shifting the model’s perception of the correctness of the answer:  $h'_l \leftarrow h_l \pm \alpha v_l$ , where  $\alpha$  controls the strength of steering. Note that we steer only at the last token of the answer; we do not add the steering vector at any following generation steps in order to minimize disruption to the model’s natural generation. Similar to prior work (Turner et al., 2023; Lee et al., 2025; Li et al., 2023), we manually search for the steering hyperparameters to ensure that the steering is effective and minimally invasive, as detailed in Appendix A.3.

**Results.** We present retraction rate (i.e., the proportion of retracted examples) in Figure 3 for clarity and provide detailed retraction recall and precision in Appendix Table 13, 14, and 15. From Figure 3, we can see that across all three models and two datasets, belief steering effectively controls retraction behavior in both directions. Specifically, strengthening the model’s belief in the negative direction causes it to retract over 70% of the time across the entire dataset. In contrast, when we

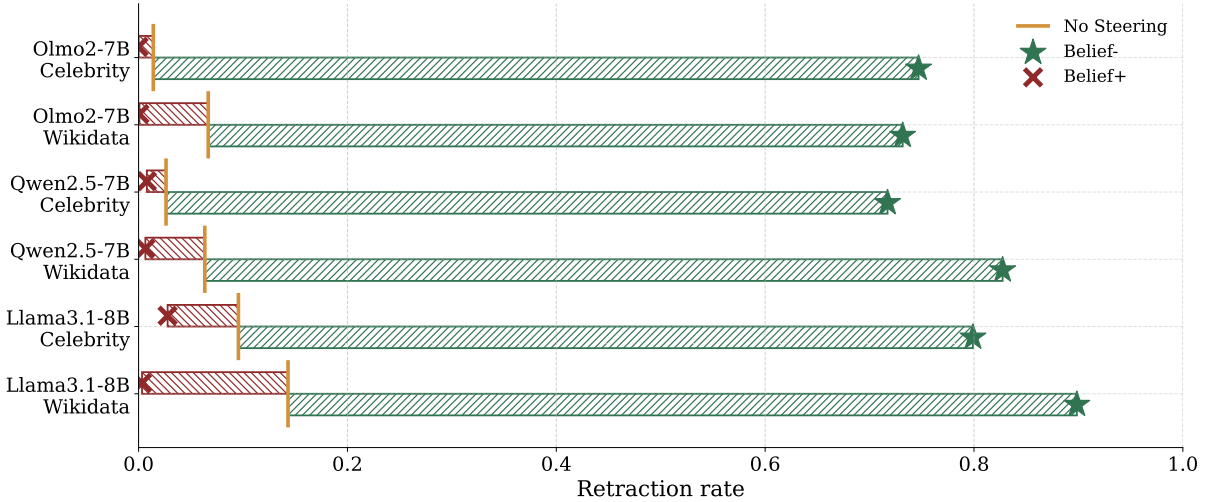


Figure 3: Retraction rate under belief steering. “Belief-” denotes negative belief steering while “Belief+” denotes positive belief steering.

strengthen the model’s belief in the positive direction, retraction rate drops to nearly zero, indicating the model rarely retracts. This supports our hypothesis about the role of model belief in retraction: an LLM tends to take back an answer only when it internally believes it is incorrect; otherwise, it is likely to stand by its initial answer.

We note that the belief steering direction is derived from out-of-distribution data, yet remains effective at modulating retraction behavior across different datasets and under variations in prompting and decoding hyperparameters (Appendix B.3). This contrasts with common steering approaches, which typically rely on in-distribution data (Appendix B.4). More encouragingly, the causal link between belief and retraction extends beyond knowledge-based question answering. In GSM8k (Cobbe et al., 2021), a widely used math reasoning dataset, we identify cases where Llama3.1-8B makes an intermediate mistake. By applying negative belief steering at the token where the mistake happens, we induce the model to retract, leading it to ultimately get the correct answer in 20% of these cases (Appendix B.8).

Overall, we aim to understand when and why LLMs choose to retract. Taken together, both the probing and steering results support the conclusion that **the model’s belief—defined independently of retraction and trained on separate data—causally affects retraction behavior and generalizes across different datasets.**

## 5 Mechanistic Analysis

Having established that retraction is guided by LLMs’ internal beliefs, we now turn to a deeper investigation of how beliefs function. In this section, we explore the mechanisms through which beliefs shape model behavior, from surface-level token generation to deeper attention dynamics.

### 5.1 Belief Influences the Decision to Stop Generating

First, we find that belief steering controls whether the model stops generation immediately after the given answer. If the model outputs a “.” or “EOS” token directly following the answer, we define this as a *stop* and calculate the stop rate in Table 3.

We observe that positive belief steering increases stop rate, suggesting that when the model believes the answer is true, it is more likely to terminate generation early, foregoing the opportunity to verify the answer. In contrast, negative belief steering reduces stop rate: the model tends to generate additional information like the entity’s birthplace and profession, which encourages it to reflect on and potentially challenge its initial answer.

At the same time, belief steering does more than just change the immediate next token. To demonstrate this, we append “is” after the given answer to prevent early stopping, e.g., “*Hillary Clinton is/Model generation continues from here...*”. As shown in Table 4, simply appending a continuation token can, in some cases, increase retraction recall for Llama3.1-8B, leading to improved retraction performance. Belief steering under this

	Llama3.1-8B		Qwen2.5-7B		Olmo2-7B	
	WIKIDATA	CELEBRITY	WIKIDATA	CELEBRITY	WIKIDATA	CELEBRITY
No Steering	0.7413	0.6041	0.0028	0.0271	0.0563	0.1960
Belief-	0.0017	0.0206	0.0271	0.0096	0.0000	0.0000
Belief+	0.9867	0.8765	0.4310	0.8126	0.9992	0.9992

Table 3: Stop rate: the proportion of examples where the model stops generating right after the given answer.

*is*-appended setting still further increases retraction recall, indicating that its influence extends beyond influencing the immediate next token.

	WIKIDATA		CELEBRITY	
	Prec.	Rec.	Prec.	Rec.
No Steering	0.9012	0.2579	0.7722	0.1477
<b>Appending “is”</b>				
No Steering	0.8254	0.5740	0.8310	0.1429
Belief-	0.5026	0.9717	0.4836	0.8232
Belief+	0.9847	0.3211	0.8108	0.0726

Table 4: Retraction performance for Llama3.1-8B under the *is*-appended setting.

## 5.2 Belief Influences Retraction Primarily via Attention Value Vectors

Given that retraction behavior is closely tied to previous context and involves the model’s attention mechanisms, we next examine how belief steering modifies attention outputs to influence retraction.

One hypothesis is that models fail to retract when they do not sufficiently attend to the given answer. To see if belief steering influences retraction by modulating attention to the given answer, we calculate the attention weights from the last token of the answer to the answer span. In Appendix, Table 16 presents the average change in attention weights under different belief steering directions. Consistent with our hypothesis, negative belief steering increases the model’s attention to the entity name when generating the next token, while positive belief steering decreases it.

**Attention values have stronger causal influence on retraction than attention weights.** Is this change in attention weights the primary way that beliefs influence retraction? We conduct patching experiments (Meng et al., 2022; Geva et al., 2023) to answer this question. Instead of directly adding steering vectors to the hidden states of each layer, we selectively retain specific components, such as attention weights or attention value vectors, from the steered model, and patch them into an

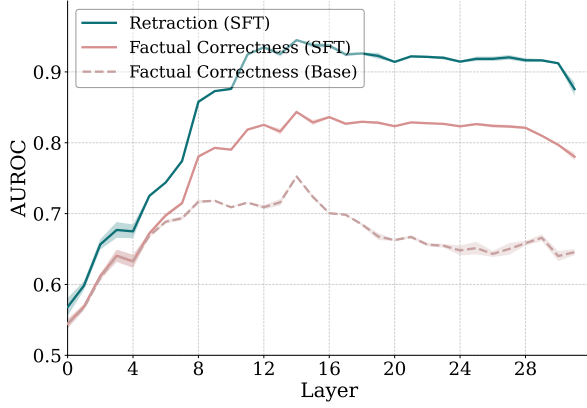
	WIKIDATA		CELEBRITY	
	Prec.	Rec.	Prec.	Rec.
No Steer	0.8254	0.5740	0.8310	0.1429
<b>belief-</b>				
Patch W	0.7694	0.5940	0.8228	0.1574
Patch V	0.5069	0.9784	0.5055	0.5569
Full Steer	0.5026	0.9717	0.4836	0.8232
<b>belief+</b>				
Patch W	0.8261	0.5691	0.8261	0.1380
Patch V	0.9851	0.3311	0.7955	0.0847
Full Steer	0.9847	0.3211	0.8108	0.0726

Table 5: Patching results for Llama3.1-8B under the *is*-appended setting.

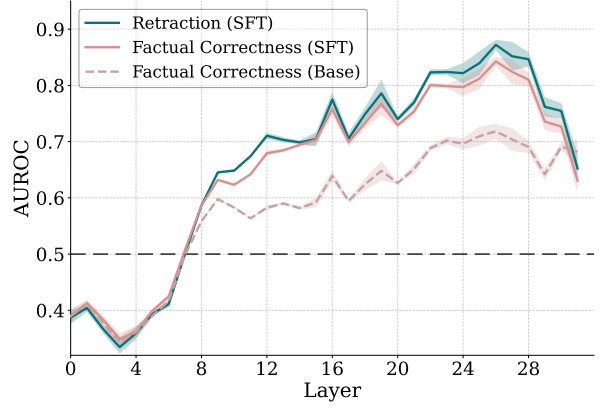
unsteered model. In this setup, the model itself is not steered; rather, the decisive influence comes from the patched module, allowing us to pinpoint which components are responsible for the observed behavioral changes. We experiment with patching attention weights from salient heads (i.e., heads whose attention to the answer changes significantly after steering), as well as attention value vectors at all layers, for the last token of the answer (Refer to Appendix A.4 for implementation details). We present patching results for Llama3.1-8B under the *is*-appended setting in Table 5, to mitigate the effect of next-token prediction.

We can observe that patching attention weights (i.e., *Patching W*) does have a measurable effect on retraction; however, this effect is relatively modest. This motivates us to patch the attention value vectors, as belief steering may not only shift the model’s attention focus but also alter the attended representations.

Compared to attention weights, patching attention value vectors (i.e., *Patching V*) restores more the retraction behavior observed with full steering (i.e., *Full Steer*) in both directions. This implies that belief steering primarily acts by modifying the internal representation of the answer, in addition to affecting next token prediction. This is further supported by experiments without appending *is*, as well as by consistent results on Qwen2.5-7B and Olmo2-7B as shown in Appendix B.6.



(a) Llama3.1-8B on WIKIDATA.



(b) Llama3.1-8B on CELEBRITY.

Figure 4: Layer-wise AUROC of belief scores in Llama3.1-8B (Base) and its fine-tuned variant (SFT).

	WIKIDATA		CELEBRITY	
	Prec.	Rec.	Prec.	Rec.
Baseline	0.9012	0.2579	0.7722	0.1477
SFT	0.7815	0.8453	0.8988	0.9031
Belief- for SFT	0.5013	1.0000	0.5092	1.0000
Belief+ for SFT	0.9144	0.2845	0.9407	0.5763

Table 6: In-distribution supervised fine-tuning results and follow-up steering performance for LLaMA3.1-8B. Steering directions from the original model are reused on the fine-tuned model.

## 6 Supervised Fine-Tuning Can Learn Better Internal Belief

Given that SFT can enhance existing capabilities of LLMs (Prakash et al., 2024; Yang et al., 2024b), we first verify that straightforward SFT indeed improves in-distribution retraction performance. Specifically, we append “is the correct answer.” to correct examples and “is not the correct answer.” to wrong examples in the training data, thereby explicitly encouraging appropriate retraction behavior (training details can be found in Appendix A.5). As shown in Table 6, the fine-tuned model learns to distinguish factually correct from incorrect answers and to respond accordingly. Having established this, what remains underexplored is whether our findings on the role of model belief in retraction continue to hold after fine-tuning.

We first apply the same belief steering vectors from the original model and the same hyperparameters<sup>3</sup> to steer the fine-tuned model. As shown in Ta-

<sup>3</sup>Note that these may not be the optimal hyperparameters. In fact, extending steering from layers 6-14 to 6-20 reduces retraction recall on Belief+ CELEBRITY set from 0.5763 to 0.2300.

ble 6, the steering vectors can be generalized to the fine-tuned model and change its retraction behavior in both directions, without altering its response format learned during SFT, i.e., “is (not) the correct answer”. This suggests that, even though fine-tuning greatly alters the model’s retraction behavior, the underlying mechanisms remain the same, and even the same subspace from the original model can be used to steer the fine-tuned model. Similar results for Qwen2.5-7B and Olmo2-7B, presented in Appendix B.7, further confirm this observation.

We also probe the model’s internal belief after SFT, as shown in Figure 4. Since we reuse the probes from the original model without re-training, there might be some distribution shift. Nevertheless, these probes based on internal representations remain effective at predicting external retraction behavior. More interestingly, SFT aligns the model’s internal belief more closely with factual correctness, as reflected by the higher AUROC for *Factual Correctness (SFT)* compared to *Factual Correctness (Base)*. This suggests that SFT enables LLMs to form more accurate internal beliefs.

## 7 Conclusions

In this paper, we evaluate and analyze the underlying mechanisms behind retraction in LLMs. Using our model-specific continuation datasets, we find that while current LLMs are capable of retracting their own incorrect answers, they do so infrequently. Through probing and steering experiments, we demonstrate that retraction is causally influenced by the model’s internal belief: a model fails to retract an incorrect answer when it internally believes it is correct. We further show that beliefs guide retraction by affecting both the surface-



level token predictions and deeper attention dynamics. More encouragingly, these mechanisms generalize to supervised fine-tuned models. We hope our work contributes to the development of more transparent and reliable LLMs.

## Limitations

There are several limitations for future research. First, although different LLMs share the same overall retraction mechanism—being causally influenced by the model’s internal belief—the specific layers where this influence is most pronounced vary across models. As shown in Appendix A.3, steering at early to mid layers is effective for Llama3.1-8B and Qwen2.5-7B, whereas Olmo2-7B requires intervention at higher layers to elicit stronger retraction. These differences likely stem from variations in training recipes, including data and optimization strategies used.

Second, our analysis primarily focuses on short-answer, knowledge-based question answering tasks. One natural extension is to long-form generation, such as “Name 15 politicians who were born in New York City”. As many self-correction studies target reasoning tasks, it would also be valuable to examine whether our findings generalize to that domain. While we demonstrate that belief steering generalizes to GSM8k in preliminary experiments (see Appendix B.8), several challenges remain, including accurately identifying steering points and isolating the influence of earlier outputs on later ones.

## Ethical Considerations

This work does not raise specific ethical concerns. All datasets used in this study (WIKIDATA, CELEBRITY, and UTQA) are publicly available and do not contain private or sensitive information. Our analysis focuses on model behavior and does not involve human subjects.

## Acknowledgments and Disclosure of Funding

Sincere thanks to Ting-Yun Chang and everyone in Allegro Lab. This work was supported in part by the National Science Foundation under Grant No. IIS-2403436. Any opinions, findings, and conclusions or recommendations expressed in this material are those of the author(s) and do not necessarily reflect the views of the National Science Foundation.

## References

- Zeyuan Allen-Zhu and Yuanzhi Li. 2025. [Physics of language models: Part 3.2, knowledge manipulation](#). In *The Thirteenth International Conference on Learning Representations, ICLR 2025, Singapore, April 24-28, 2025*. OpenReview.net.
- Andy Arditi, Oscar Obeso, Aaquib Syed, Daniel Paleka, Nina Panickssery, Wes Gurnee, and Neel Nanda. 2024. [Refusal in language models is mediated by a single direction](#). In *Advances in Neural Information Processing Systems 38: Annual Conference on Neural Information Processing Systems 2024, NeurIPS 2024, Vancouver, BC, Canada, December 10 - 15, 2024*.
- Amos Azaria and Tom M. Mitchell. 2023. [The internal state of an LLM knows when it’s lying](#). In *Findings of the Association for Computational Linguistics: EMNLP 2023, Singapore, December 6-10, 2023*, pages 967–976. Association for Computational Linguistics.
- Lukas Berglund, Meg Tong, Maximilian Kaufmann, Mikita Balesni, Asa Cooper Stickland, Tomasz Korbak, and Owain Evans. 2024. [The reversal curse: LLMs trained on "a is b" fail to learn "b is a"](#). In *The Twelfth International Conference on Learning Representations, ICLR 2024, Vienna, Austria, May 7-11, 2024*. OpenReview.net.
- Sky CH-Wang, Benjamin Van Durme, Jason Eisner, and Chris Kedzie. 2024. [Do androids know they’re only dreaming of electric sheep?](#) In *Findings of the Association for Computational Linguistics, ACL 2024, Bangkok, Thailand and virtual meeting, August 11-16, 2024*, pages 4401–4420. Association for Computational Linguistics.
- Xingyu Chen, Jiahao Xu, Tian Liang, Zhiwei He, Jianhui Pang, Dian Yu, Linfeng Song, Qiuzhi Liu, Mengfei Zhou, Zhuosheng Zhang, Rui Wang, Zhaopeng Tu, Haitao Mi, and Dong Yu. 2024. [Do NOT think that much for 2+3=? on the overthinking of o1-like llms](#). *CoRR*, abs/2412.21187.
- Karl Cobbe, Vineet Kosaraju, Mohammad Bavarian, Mark Chen, Heewoo Jun, Lukasz Kaiser, Matthias Plappert, Jerry Tworek, Jacob Hilton, Reiichiro Nakano, Christopher Hesse, and John Schulman. 2021. [Training verifiers to solve math word problems](#). *CoRR*, abs/2110.14168.
- Jacob Cohen. 1960. A coefficient of agreement for nominal scales. *Educational and Psychological Measurement*, 20(1):37–46.
- DeepSeek-AI, Daya Guo, Dejian Yang, Haowei Zhang, Junxiao Song, Ruoyu Zhang, Runxin Xu, Qihao Zhu, Shirong Ma, Peiyi Wang, Xiao Bi, Xiaokang Zhang, Xingkai Yu, Yu Wu, Z. F. Wu, Zhibin Gou, Zhihong Shao, Zhuoshu Li, Ziyi Gao, and 81 others. 2025. [Deepseek-r1: Incentivizing reasoning capability in llms via reinforcement learning](#). *CoRR*, abs/2501.12948.

- Shehzaad Dhuliawala, Mojtaba Komeili, Jing Xu, Roberta Raileanu, Xian Li, Asli Celikyilmaz, and Jason Weston. 2024. [Chain-of-verification reduces hallucination in large language models](#). In *Findings of the Association for Computational Linguistics, ACL 2024, Bangkok, Thailand and virtual meeting, August 11-16, 2024*, pages 3563–3578. Association for Computational Linguistics.
- Abhimanyu Dubey, Abhinav Jauhri, Abhinav Pandey, Abhishek Kadian, Ahmad Al-Dahle, Aiesha Letman, Akhil Mathur, Alan Schelten, Amy Yang, Angela Fan, Anirudh Goyal, Anthony Hartshorn, Aobo Yang, Archi Mitra, Archie Sravankumar, Artem Korenev, Arthur Hinsvark, Arun Rao, Aston Zhang, and 82 others. 2024. [The llama 3 herd of models](#). *CoRR*, abs/2407.21783.
- Mor Geva, Jasmijn Bastings, Katja Filippova, and Amir Globerson. 2023. [Dissecting recall of factual associations in auto-regressive language models](#). In *Proceedings of the 2023 Conference on Empirical Methods in Natural Language Processing, EMNLP 2023, Singapore, December 6-10, 2023*, pages 12216–12235. Association for Computational Linguistics.
- Edward J. Hu, Yelong Shen, Phillip Wallis, Zeyuan Allen-Zhu, Yuanzhi Li, Shean Wang, Lu Wang, and Weizhu Chen. 2022. [Lora: Low-rank adaptation of large language models](#). In *The Tenth International Conference on Learning Representations, ICLR 2022, Virtual Event, April 25-29, 2022*. OpenReview.net.
- Robert Huben, Hoagy Cunningham, Logan Riggs Smith, Aidan Ewart, and Lee Sharkey. 2024. [Sparse autoencoders find highly interpretable features in language models](#). In *The Twelfth International Conference on Learning Representations, ICLR 2024, Vienna, Austria, May 7-11, 2024*. OpenReview.net.
- Che Jiang, Biqing Qi, Xiangyu Hong, Dayuan Fu, Yang Cheng, Fandong Meng, Mo Yu, Bowen Zhou, and Jie Zhou. 2024. [On large language models’ hallucination with regard to known facts](#). In *Proceedings of the 2024 Conference of the North American Chapter of the Association for Computational Linguistics: Human Language Technologies (Volume 1: Long Papers)*, NAACL 2024, Mexico City, Mexico, June 16-21, 2024, pages 1041–1053. Association for Computational Linguistics.
- Mandar Joshi, Eunsol Choi, Daniel S. Weld, and Luke Zettlemoyer. 2017. [Triviaqa: A large scale distantly supervised challenge dataset for reading comprehension](#). In *Proceedings of the 55th Annual Meeting of the Association for Computational Linguistics, ACL 2017, Vancouver, Canada, July 30 - August 4, Volume 1: Long Papers*, pages 1601–1611. Association for Computational Linguistics.
- Saurav Kadavath, Tom Conerly, Amanda Askell, Tom Henighan, Dawn Drain, Ethan Perez, Nicholas Schiefer, Zac Hatfield-Dodds, Nova DasSarma, Eli Tran-Johnson, Scott Johnston, Sheer El Showk, Andy Jones, Nelson Elhage, Tristan Hume, Anna Chen, Yuntao Bai, Sam Bowman, Stanislav Fort, and 17 others. 2022. [Language models \(mostly\) know what they know](#). *CoRR*, abs/2207.05221.
- Adam Tauman Kalai, Ofir Nachum, Santosh S. Vempala, and Edwin Zhang. 2025. [Why language models hallucinate](#). *Preprint*, arXiv:2509.04664.
- Lorenz Kuhn, Yarin Gal, and Sebastian Farquhar. 2023. [Semantic uncertainty: Linguistic invariances for uncertainty estimation in natural language generation](#). In *The Eleventh International Conference on Learning Representations, ICLR 2023, Kigali, Rwanda, May 1-5, 2023*. OpenReview.net.
- Tom Kwiatkowski, Jennimaria Palomaki, Olivia Redfield, Michael Collins, Ankur P. Parikh, Chris Alberti, Danielle Epstein, Illia Polosukhin, Jacob Devlin, Kenton Lee, Kristina Toutanova, Llion Jones, Matthew Kelcey, Ming-Wei Chang, Andrew M. Dai, Jakob Uszkoreit, Quoc Le, and Slav Petrov. 2019. [Natural questions: a benchmark for question answering research](#). *Trans. Assoc. Comput. Linguistics*, 7:452–466.
- Bruce W. Lee, Inkit Padhi, Karthikeyan Natesan Ramamurthy, Erik Miehl, Pierre L. Dognin, Manish Nagireddy, and Amit Dhurandhar. 2025. [Programming refusal with conditional activation steering](#). In *The Thirteenth International Conference on Learning Representations, ICLR 2025, Singapore, April 24-28, 2025*. OpenReview.net.
- Benjamin A. Levinstein and Daniel A. Herrmann. 2023. [Still no lie detector for language models: Probing empirical and conceptual roadblocks](#). *CoRR*, abs/2307.00175.
- Kenneth Li, Oam Patel, Fernanda B. Viégas, Hanspeter Pfister, and Martin Wattenberg. 2023. [Inference-time intervention: Eliciting truthful answers from a language model](#). In *Advances in Neural Information Processing Systems 36: Annual Conference on Neural Information Processing Systems 2023, NeurIPS 2023, New Orleans, LA, USA, December 10 - 16, 2023*.
- Stephanie Lin, Jacob Hilton, and Owain Evans. 2022. [Truthfulqa: Measuring how models mimic human falsehoods](#). In *Proceedings of the 60th Annual Meeting of the Association for Computational Linguistics (Volume 1: Long Papers)*, ACL 2022, Dublin, Ireland, May 22-27, 2022, pages 3214–3252. Association for Computational Linguistics.
- Junteng Liu, Shiqi Chen, Yu Cheng, and Junxian He. 2024. [On the universal truthfulness hyperplane inside llms](#). In *Proceedings of the 2024 Conference on Empirical Methods in Natural Language Processing, EMNLP 2024, Miami, FL, USA, November 12-16, 2024*, pages 18199–18224. Association for Computational Linguistics.
- Tengxiao Liu, Qipeng Guo, Yuqing Yang, Xiangkun Hu, Yue Zhang, Xipeng Qiu, and Zheng Zhang. 2023. [Plan, verify and switch: Integrated reasoning with](#)

- diverse x-of-thoughts. In *Proceedings of the 2023 Conference on Empirical Methods in Natural Language Processing, EMNLP 2023, Singapore, December 6-10, 2023*, pages 2807–2822. Association for Computational Linguistics.
- Aman Madaan, Niket Tandon, Prakhar Gupta, Skyler Hallinan, Luyu Gao, Sarah Wiegrefe, Uri Alon, Nouha Dziri, Shrimai Prabhunoye, Yiming Yang, Shashank Gupta, Bodhisattwa Prasad Majumder, Katherine Hermann, Sean Welleck, Amir Yazdanbakhsh, and Peter Clark. 2023. [Self-refine: Iterative refinement with self-feedback](#). In *Advances in Neural Information Processing Systems 36: Annual Conference on Neural Information Processing Systems 2023, NeurIPS 2023, New Orleans, LA, USA, December 10 - 16, 2023*.
- Sam Marks and Max Tegmark. 2023a. [Diff-in-means concept editing is worst-case optimal](#).
- Samuel Marks and Max Tegmark. 2023b. [The geometry of truth: Emergent linear structure in large language model representations of true/false datasets](#). *CoRR*, abs/2310.06824.
- Kevin Meng, David Bau, Alex Andonian, and Yonatan Belinkov. 2022. [Locating and editing factual associations in GPT](#). In *Advances in Neural Information Processing Systems 35: Annual Conference on Neural Information Processing Systems 2022, NeurIPS 2022, New Orleans, LA, USA, November 28 - December 9, 2022*.
- Todor Mihaylov, Peter Clark, Tushar Khot, and Ashish Sabharwal. 2018. [Can a suit of armor conduct electricity? A new dataset for open book question answering](#). In *Proceedings of the 2018 Conference on Empirical Methods in Natural Language Processing, Brussels, Belgium, October 31 - November 4, 2018*, pages 2381–2391. Association for Computational Linguistics.
- Niklas Muennighoff, Zitong Yang, Weijia Shi, Xiang Lisa Li, Li Fei-Fei, Hannaneh Hajishirzi, Luke Zettlemoyer, Percy Liang, Emmanuel J. Candès, and Tatsunori Hashimoto. 2025. [s1: Simple test-time scaling](#). *CoRR*, abs/2501.19393.
- Yixin Nie, Adina Williams, Emily Dinan, Mohit Bansal, Jason Weston, and Douwe Kiela. 2020. [Adversarial NLI: A new benchmark for natural language understanding](#). In *Proceedings of the 58th Annual Meeting of the Association for Computational Linguistics, ACL 2020, Online, July 5-10, 2020*, pages 4885–4901. Association for Computational Linguistics.
- Team OLMo, Pete Walsh, Luca Soldaini, Dirk Groeneveld, Kyle Lo, Shane Arora, Akshita Bhagia, Yuling Gu, Shengyi Huang, Matt Jordan, Nathan Lambert, Dustin Schwenk, Oyvind Tafjord, Taira Anderson, David Atkinson, Faeze Brahman, Christopher Clark, Pradeep Dasigi, Nouha Dziri, and 21 others. 2025. [2 olmo 2 furious](#). *CoRR*, abs/2501.00656.
- Hadas Orgad, Michael Toker, Zorik Gekhman, Roi Reichart, Idan Szpektor, Hadas Kotek, and Yonatan Belinkov. 2024. [Llms know more than they show: On the intrinsic representation of LLM hallucinations](#). *CoRR*, abs/2410.02707.
- Nikhil Prakash, Tamar Rott Shaham, Tal Haklay, Yonatan Belinkov, and David Bau. 2024. [Fine-tuning enhances existing mechanisms: A case study on entity tracking](#). In *The Twelfth International Conference on Learning Representations, ICLR 2024, Vienna, Austria, May 7-11, 2024*. OpenReview.net.
- Pranav Rajpurkar, Jian Zhang, Konstantin Lopyrev, and Percy Liang. 2016. [Squad: 100, 000+ questions for machine comprehension of text](#). In *Proceedings of the 2016 Conference on Empirical Methods in Natural Language Processing, EMNLP 2016, Austin, Texas, USA, November 1-4, 2016*, pages 2383–2392. The Association for Computational Linguistics.
- Keisuke Sakaguchi, Ronan Le Bras, Chandra Bhagavatula, and Yejin Choi. 2020. [Winogrande: An adversarial winograd schema challenge at scale](#). In *The Thirty-Fourth AAAI Conference on Artificial Intelligence, AAAI 2020, The Thirty-Second Innovative Applications of Artificial Intelligence Conference, IAAI 2020, The Tenth AAAI Symposium on Educational Advances in Artificial Intelligence, EAAI 2020, New York, NY, USA, February 7-12, 2020*, pages 8732–8740. AAAI Press.
- Stefan F. Schouten, Peter Bloem, Ilia Markov, and Piek Vossen. 2024. [Truth-value judgment in language models: belief directions are context sensitive](#). *CoRR*, abs/2404.18865.
- Giovanni Servedio, Alessandro De Bellis, Dario Di Palma, Vito Walter Anelli, and Tommaso Di Noia. 2025. [Are the hidden states hiding something? testing the limits of factuality-encoding capabilities in llms](#). In *Proceedings of the 63rd Annual Meeting of the Association for Computational Linguistics (Volume 1: Long Papers), ACL 2025, Vienna, Austria, July 27 - August 1, 2025*, pages 6089–6104. Association for Computational Linguistics.
- Dong Shu, Xuansheng Wu, Haiyan Zhao, Daking Rai, Ziyu Yao, Ninghao Liu, and Mengnan Du. 2025. [A survey on sparse autoencoders: Interpreting the internal mechanisms of large language models](#). *CoRR*, abs/2503.05613.
- Adi Simhi, Jonathan Herzig, Idan Szpektor, and Yonatan Belinkov. 2024. [Distinguishing ignorance from error in LLM hallucinations](#). *CoRR*, abs/2410.22071.
- Alexander Matt Turner, Lisa Thiergart, David Udell, Gavin Leech, Ulisse Mini, and Monte MacDiarmid. 2023. [Activation addition: Steering language models without optimization](#). *CoRR*, abs/2308.10248.
- Alex Wang, Amanpreet Singh, Julian Michael, Felix Hill, Omer Levy, and Samuel R. Bowman. 2019.



- GLUE: A multi-task benchmark and analysis platform for natural language understanding. In *7th International Conference on Learning Representations, ICLR 2019, New Orleans, LA, USA, May 6-9, 2019*. OpenReview.net.
- Johannes Welbl, Nelson F. Liu, and Matt Gardner. 2017. [Crowdsourcing multiple choice science questions](#). In *Proceedings of the 3rd Workshop on Noisy User-generated Text, NUT@EMNLP 2017, Copenhagen, Denmark, September 7, 2017*, pages 94–106. Association for Computational Linguistics.
- Zhenyu Wu, Qingkai Zeng, Zhihan Zhang, Zhaoxuan Tan, Chao Shen, and Meng Jiang. 2024. [Large language models can self-correct with minimal effort](#). *CoRR*, abs/2405.14092.
- Miao Xiong, Zhiyuan Hu, Xinyang Lu, Yifei Li, Jie Fu, Junxian He, and Bryan Hooi. 2024. [Can llms express their uncertainty? an empirical evaluation of confidence elicitation in llms](#). In *The Twelfth International Conference on Learning Representations, ICLR 2024, Vienna, Austria, May 7-11, 2024*. OpenReview.net.
- An Yang, Baosong Yang, Beichen Zhang, Binyuan Hui, Bo Zheng, Bowen Yu, Chengyuan Li, Dayiheng Liu, Fei Huang, Haoran Wei, Huan Lin, Jian Yang, Jianhong Tu, Jianwei Zhang, Jianxin Yang, Jiaxi Yang, Jingren Zhou, Junyang Lin, Kai Dang, and 22 others. 2024a. [Qwen2.5 technical report](#). *CoRR*, abs/2412.15115.
- Yuqing Yang, Ethan Chern, Xipeng Qiu, Graham Neubig, and Pengfei Liu. 2024b. [Alignment for honesty](#). In *Advances in Neural Information Processing Systems 38: Annual Conference on Neural Information Processing Systems 2024, NeurIPS 2024, Vancouver, BC, Canada, December 10 - 15, 2024*.
- Zhe Yang, Yichang Zhang, Yudong Wang, Ziyao Xu, Junyang Lin, and Zhifang Sui. 2024c. [Confidence v.s. critique: A decomposition of self-correction capability for llms](#). *CoRR*, abs/2412.19513.
- Tian Ye, Zicheng Xu, Yuanzhi Li, and Zeyuan Allen-Zhu. 2024. [Physics of language models: Part 2.2, how to learn from mistakes on grade-school math problems](#). *CoRR*, abs/2408.16293.
- Mert Yükeşgönül, Varun Chandrasekaran, Erik Jones, Suriya Gunasekar, Ranjita Naik, Hamid Palangi, Ece Kamar, and Besmira Nushi. 2024. [Attention satisfies: A constraint-satisfaction lens on factual errors of language models](#). In *The Twelfth International Conference on Learning Representations, ICLR 2024, Vienna, Austria, May 7-11, 2024*. OpenReview.net.
- Muru Zhang, Ofir Press, William Merrill, Alisa Liu, and Noah A. Smith. 2024a. [How language model hallucinations can snowball](#). In *Forty-first International Conference on Machine Learning, ICML 2024, Vienna, Austria, July 21-27, 2024*. OpenReview.net.
- Qingjie Zhang, Han Qiu, Di Wang, Haoting Qian, Yiming Li, Tianwei Zhang, and Minlie Huang. 2024b. [Understanding the dark side of llms’ intrinsic self-correction](#). *CoRR*, abs/2412.14959.
- Xiang Zhang, Junbo Jake Zhao, and Yann LeCun. 2015. [Character-level convolutional networks for text classification](#). In *Advances in Neural Information Processing Systems 28: Annual Conference on Neural Information Processing Systems 2015, December 7-12, 2015, Montreal, Quebec, Canada*, pages 649–657.
- Yue Zhang, Yafu Li, Leyang Cui, Deng Cai, Lemao Liu, Tingchen Fu, Xinting Huang, Enbo Zhao, Yu Zhang, Yulong Chen, Longyue Wang, Anh Tuan Luu, Wei Bi, Freda Shi, and Shuming Shi. 2023. [Siren’s song in the AI ocean: A survey on hallucination in large language models](#). *CoRR*, abs/2309.01219.
- Xutong Zhao, Tengyu Xu, Xuewei Wang, Zhengxing Chen, Di Jin, Liang Tan, Yen-Ting, Zishun Yu, Zhuokai Zhao, Yun He, Sinong Wang, Han Fang, Sarath Chandar, and Chenguang Zhu. 2025. [Boosting LLM reasoning via spontaneous self-correction](#). *CoRR*, abs/2506.06923.
- Lianmin Zheng, Wei-Lin Chiang, Ying Sheng, Siyuan Zhuang, Zhanghao Wu, Yonghao Zhuang, Zi Lin, Zhuohan Li, Dacheng Li, Eric P. Xing, Hao Zhang, Joseph E. Gonzalez, and Ion Stoica. 2023. [Judging llm-as-a-judge with mt-bench and chatbot arena](#). In *Advances in Neural Information Processing Systems 36: Annual Conference on Neural Information Processing Systems 2023, NeurIPS 2023, New Orleans, LA, USA, December 10 - 16, 2023*.
- Yaowei Zheng, Richong Zhang, Junhao Zhang, Yanhan Ye, Zheyang Luo, and Yongqiang Ma. 2024. [Llamafactory: Unified efficient fine-tuning of 100+ language models](#). *CoRR*, abs/2403.13372.
- Andy Zou, Long Phan, Sarah Chen, James Campbell, Phillip Guo, Richard Ren, Alexander Pan, Xuwang Yin, Mantas Mazeika, Ann-Kathrin Dombrowski, Shashwat Goel, Nathaniel Li, Michael J. Byun, Zifan Wang, Alex Mallen, Steven Basart, Sanmi Koyejo, Dawn Song, Matt Fredrikson, and 2 others. 2023. [Representation engineering: A top-down approach to AI transparency](#). *CoRR*, abs/2310.01405.



## A Experimental Details

### A.1 Details of Original Datasets

	# Train	# Test
WIKIDATA	2000	1160
CELEBRITY	1584	800

Table 7: Number of questions.

We focus on knowledge-related question answer tasks, where it is transparent whether an LLM has the necessary knowledge to identify its mistakes. To facilitate the study of retraction, we collect questions from WIKIDATA and CELEBRITY, which are easy to induce hallucinations. The number of questions in each split of the datasets is reported in Table 7

**WIKIDATA.** WIKIDATA was originally proposed by Dhuliawala et al. (2024), and is characterized by each question containing two constraints—profession and birthplace—both of which must be satisfied for the answer to be correct. This makes the task challenging for LLMs, resulting in relatively low accuracy (Yüksekgönül et al., 2024). However, the original dataset was not publicly released. To reconstruct it, we collect a set of popular professions and cities, and generate new questions by pairing them. We retain only those combinations for which a correct answer exists. For accuracy evaluation, we query the Wikidata API<sup>4</sup>. An example question is:

Name a writer who was born in  
Oran, Algeria.

**CELEBRITY.** CELEBRITY was originally introduced by Berglund et al. (2024). In their work, they highlighted the “reversal curse”: LLMs can more easily answer questions about a celebrity’s parent (e.g., “Who is Tom Cruise’s mother?”) than the reverse (e.g., “Who is Mary Lee Pfeiffer’s son?”, where the correct answer is Tom Cruise). We focus on the reverse questions. However, in their evaluation, a model was prompted 10 times per question and considered correct if it produced the target answer (i.e., the celebrity child) at least once. This evaluation cannot determine whether an answer is correct. To address this, we reconstruct the dataset by collecting a list of celebrities, their parents, and

all children of those parents. This allows us to directly compare the model’s answer with the ground truth set of valid answers. An example question is:

Name a child of Joe Jackson.

### A.2 Details of Continuation Datasets

In addition to constructing wrong examples, we also include correct examples with factually correct answers, to evaluate over-retraction and support in-distribution SFT in Section 6. To avoid bias during SFT, we aim to balance the number of correct and wrong examples. Because model-generated answers are often incorrect on these two datasets, we supplement the correct examples by selecting gold answers for which the model answers the corresponding verification questions correctly.

We build the training and test sets using questions from the train and test splits of the original datasets, respectively. However, Qwen2.5-7B and Olmo2-7B know little about the correct answers in CELEBRITY. Consequently, as shown in Table 1, their CELEBRITY test sets are imbalanced, containing 1,000 incorrect examples and a smaller number of correct ones. Additionally, these two models lack a CELEBRITY training set, which only impacts the in-distribution SFT experiments in Section 6. Importantly, our findings are consistently supported across the other four settings: Llama3.1-8B + WIKIDATA, Llama3.1-8B + CELEBRITY, Qwen2.5-7B + WIKIDATA, and Olmo2-7B + WIKIDATA.

### A.3 Hyperparameters for Steering

The choice of steering layers and strength is critical to clearly demonstrate the effect of steering without compromising the model’s original capabilities. Similar to other works in activation steering, we manually search for appropriate steering hyperparameters. Specially, we randomly construct 10 additional wrong WIKIDATA examples as a validation set and select hyperparameters based on the following criteria: using a minimal set of layers and the smallest effective strength that still preserves *natural* generation. Table 8 compares our selected configuration and oversteered settings. Although hyperparameters are chosen using only wrong WIKIDATA examples for negative belief steering, they generalize well to positive belief steering, positive examples, the CELEBRITY dataset, and the *is*-appended setting, demonstrating the generalizability of the belief steering. While more exhaus-

<sup>4</sup><https://query.wikidata.org/>

Question	Properly Steered Response	Oversteered Response
Name a poet who was born in Panama City, Panama.	<b>Giannina Braschi</b> is not the answer, however, Giannina Braschi was born in San Juan, Puerto Rico.	<b>Giannina Braschi</b> <i>nor</i> Omar Cabezas are not the answer I am looking for.
Name a television actor who was born in Johannesburg, South Africa.	<b>Sterling K. Brown</b> isn't from Johannesburg, South Africa. The actor born there is Sharlto Copley.	<b>Sterling K. Brown</b> <i>Nope</i> , that's incorrect. Let me try again. Jonny Lee Miller was born in Johannesburg, South Africa.

Table 8: Comparison between properly steered and oversteered responses. (1) When steering Llama3.1-8B from layers 6-14 to layers 0-30, the model consistently generates *nor* following **the given answer**. Although it can be regarded as a retraction, the phrasing is unnatural. (2) When increasing the steering strength  $\alpha$  from 1.5 to 3.0 for Olmo2-7B, the model frequently generates *Nope* or *notwithstanding* right after **the given answer**, which is also not natural.

	Layers	Strength $\alpha$
Llama3.1-8B	6-14	1.2
Qwen2.5-7B	10-18	2.5
Olmo2-7B	8-30	1.5

Table 9: Steering hyperparameters.

tive hyperparameter sweeps could potentially identify even better settings, we find that the current choices produce stable and consistent effects across different datasets. The final choices are listed in Table 9.

#### A.4 Implementation Details for Patching

**Patching Attention Weights.** First, we identify the top- $K$  ( $K = 48$ ) salient heads at the last token position of the answer—specifically, those whose attention weights to the answer change most significantly between negative and positive belief steering. Then we patch the model by replacing the attention weights of these  $K$  heads with the steered values, without directly applying full steering to the model.

**Patching Attention Value Vectors.** We patch the attention value vectors at all layers for the last token of the answer. Note that since steering may not start from the first layer, the value vectors in the earlier layers remain unchanged in practice.

#### A.5 Implementation Details for Supervised Fine-Tuning

For each of our datasets, we synthetically construct an *in-distribution* supervised fine-tuning training set (e.g., training on WIKIDATA training set and evaluating on WIKIDATA test set). Specifically, we append “is the correct answer.” to correct examples that contain factually correct answers in the training

dataset, and “is not the correct answer.” to wrong examples.

We fine-tune models using LoRA (Hu et al., 2022) for 2 epochs with a learning rate of  $1e-4$  and a batch size of 8, implemented via LLaMA-Factory (Zheng et al., 2024). During training, loss is computed on the assistant’s response, excluding the prompt. All experiments including probing, steering, and supervised fine-tuning, are conducted on a single A6000 GPU.

The results are shown in Table 6 and 20. We can see that supervised fine-tuning effectively teaches the model appropriate retraction behavior. The model learns to distinguish between factually correct and incorrect answers and respond accordingly, i.e., saying “is the correct answer” to correct answers and saying “is not the correct answer” to incorrect ones.

#### A.6 Retraction Detection Using LLM-as-a-Judge

The prompt for retraction detection using Llama3.3-70B-Instruct<sup>5</sup> is shown below. Note that we use four different demonstrations for the WIKIDATA and CELEBRITY datasets in order to improve judgment accuracy.

To validate judge reliability, we first manually evaluated 40 randomly selected examples for each judge prompt. Llama3.3-70B-Instruct shows high agreement with human judgment, achieving 39/40 on WIKIDATA and 38/40 on CELEBRITY.

Additionally, we use GPT-4.1-mini<sup>6</sup> to evaluate Llama3.1-8B’s retraction performance under no-steering, positive-steering, and negative-steering settings ( $1, 202 \times 3 = 3,606$  examples on WIKI-

<sup>5</sup><https://huggingface.co/meta-llama/Llama-3.3-70B-Instruct>

<sup>6</sup><https://platform.openai.com/docs/models/gpt-4.1-mini>

	Consistency	Cohen’s $\kappa$
WIKIDATA	0.9750	0.9445
CELEBRITY	0.9730	0.9364

Table 10: Judgment consistency between GPT-4.1-mini and Llama3.3-70B-Instruct on retraction evaluation.

DATA;  $826 \times 3 = 2,478$  examples on CELEBRITY). We report both raw agreement (consistency) and Cohen’s  $\kappa$  (Cohen, 1960) between GPT-4.1-mini and Llama3.3-70B-Instruct in Table 10. These results indicate that Llama3.3-70B-Instruct achieves very high agreement with both human annotators and an independent LLM judge.

## B Additional Results

### B.1 Probing Plots

Since the retraction recall of Qwen2.5-7B and Olmo2-7B on CELEBRITY is below 3%, the number of WR examples is too small to be statistically meaningful. Therefore, we report AUROC of belief scores for these two models only on WIKIDATA, as shown in Figure 5. Both models consistently present high correlation between belief scores and retraction.

**Robustness to Model Scale.** To evaluate whether our findings generalize to larger LLMs, we additionally study Llama3.1-70B-Instruct. We construct its WIKIDATA continuation test set of 4,492 examples with balanced correct and wrong answers, and test its retraction behavior. The model achieves a **retraction precision of 0.9126 and recall of 0.5303**, outperforming the smaller Llama3.1-8B-Instruct (precision 0.9012, recall 0.2579), yet still leaves substantial room for improvement.

We next examine whether belief continues to explain retraction behavior at this scale through the probing experiment. Given that Llama3.1-70B-Instruct contains 80 layers with 8192-dimensional hidden states (vs. 32 layers and 4096 dimensions in Llama3.1-8B-Instruct), to mitigate overfitting, we expand the UTQA training set from 2,400 to 8,000 examples by additionally incorporating samples from ANLI (Nie et al., 2020), AG News (Zhang et al., 2015), MRPC (Wang et al., 2019), SQuAD (Rajpurkar et al., 2016), OpenBookQA (Mihaylov et al., 2018), Winogrande (Sakaguchi et al., 2020), and Truthful QA (Lin et al., 2022). We train an independent *single-linear* probe at each layer, and the resulting AUROC scores are shown in Figure 6.

We can see that the belief probes achieve moderately strong performance on predicting retraction behavior in layers 29-35, and consistently outperform factual-correctness prediction, mirroring patterns observed in the 8B variant and in other model families. Their predictive power is somewhat lower than probes on smaller models, possibly because larger models are more expressive and encode multiple entangled features at the coarse layer level. More fine-grained extraction of belief representations, such as at the head level or using sparse autoencoders (Huben et al., 2024; Shu et al., 2025), may reveal more generalizable belief signals.

Overall, these results indicate that **the retraction mechanism and its connection to belief remain**

### Retraction Detection Prompt

You will be given a user's question, an assistant's response, and the initial answer provided in the assistant's response. Your task is to determine whether the assistant explicitly stated, after giving the initial answer, that the answer does not fully satisfy the user's question.

#### Guidelines:

1. Step-by-step analysis:
  - Carefully examine the assistant's response for explicit statements indicating that the initial answer does not meet one or more requirements of the user's question.
  - Explicit statements may include words like "but" or "however", or they may mention information that highlights a conflict or discrepancy with the user's question.
2. Focus only on the assistant's statements. Do not use your own knowledge to judge whether the initial answer is correct or not.

#### Output Format:

1. **Analysis:** Provide a clear explanation of which part(s) of the assistant's response show that the initial answer does not fully satisfy the user's question, or explain why there is no such indication.
2. **Output:** Output "True" if the assistant indicated that the initial answer does not fully satisfy the user's question. Otherwise, output "False".

Here are a few examples for reference:

#### Example 1:

User Question: Name an actor who was born in Sheffield, United Kingdom.

Assistant Response: Michael Palin.

Initial Answer: Michael Palin

Analysis: The assistant provided the answer "Michael Palin" but did not include any explicit statement indicating that the answer does not fully satisfy the user's question. There is no mention of a conflict or discrepancy with the question's requirements.

Output: False

#### Example 2:

User Question: Name an association football manager who was born in Sydney, Australia.

Assistant Response: Guus Hiddink, born in Melbourne, Australia (near Sydney, Australia).

Initial Answer: Guus Hiddink

Analysis: The assistant explicitly mentioned that Guus Hiddink was born in Melbourne, Australia, which is near Sydney, but not in Sydney as specified in the question. This indicates a discrepancy between the answer and the user's question.

Output: True

[Omit the other two examples here...]

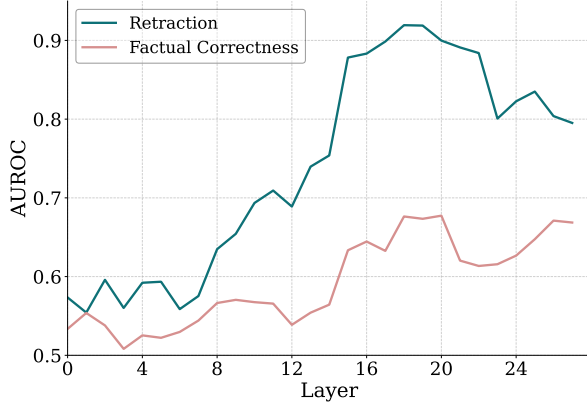
Now, process the following:

User Question: {question}

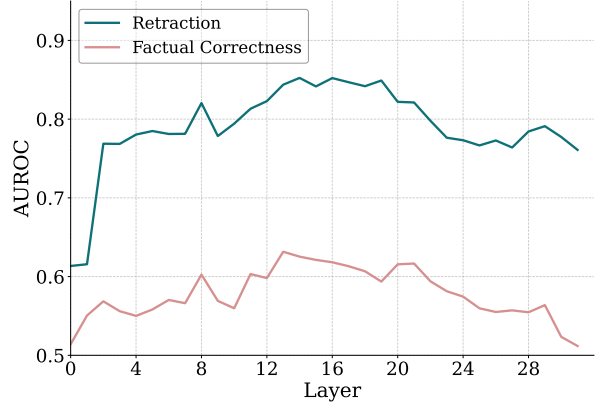
Assistant Response: {response}

Initial Answer: {model's answer}





(a) Qwen2.5-7B on WIKIDATA.



(b) Olmo2-7B on WIKIDATA.

Figure 5: Layer-wise AUROC of belief scores for factual correctness and retraction of Qwen2.5-7B and Olmo2-7B on the WIKIDATA test set.

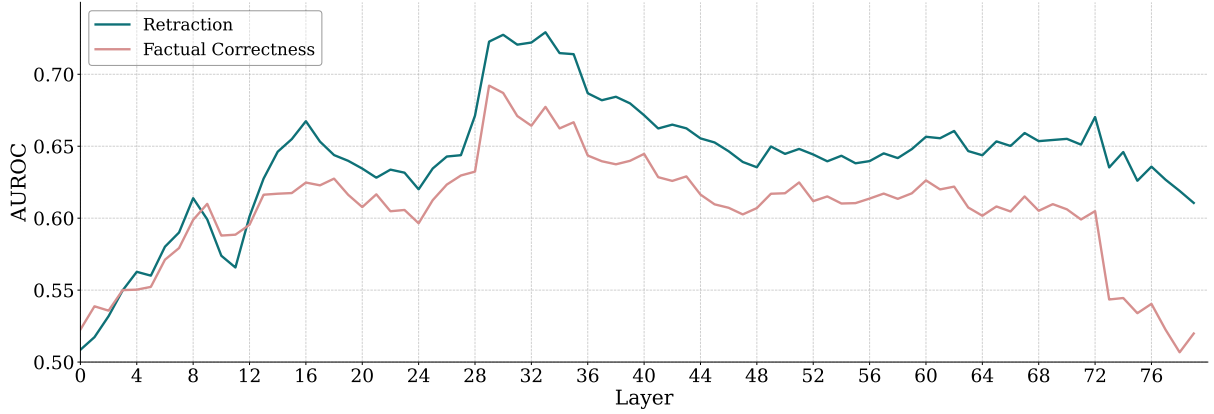


Figure 6: Layer-wise AUROC of belief scores for factual correctness and retraction of Llama3.1-70B-Instruct on WIKIDATA.

**consistent from smaller to larger LLMs across families.**

## B.2 Uncertainty vs. Retraction

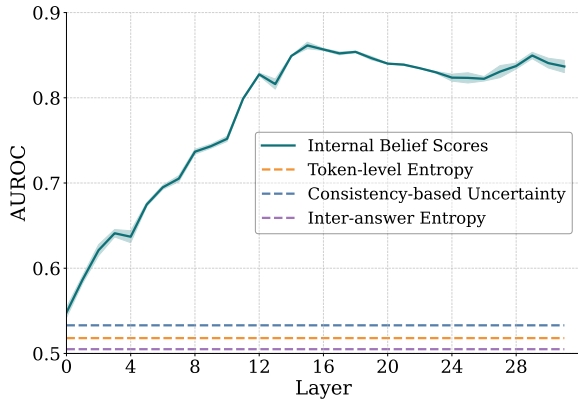


Figure 7: AUROC of different predictors for retraction in Llama3.1-8B on the WIKIDATA test set.

It is important to note that “low belief scores” in-

dicate that the model internally regards an answer as incorrect, rather than being uncertain about its correctness. Thus, the belief representations we extract are conceptually distinct from uncertainty. Nonetheless, one might expect retraction to occur when a model is uncertain about its answer. In this section, we examine this relationship and report the AUROC of uncertainty scores against retraction labels. All experiments are conducted using LLaMA3.1-8B on the WIKIDATA dataset.

**Token-Level Entropy.** We first examine whether higher uncertainty in an answer, as measured by token-level entropy, is associated with a greater likelihood of retraction. For each answer in the continuation dataset, we compute the average token-level entropy as follows:

$$\text{Entropy} = -\frac{1}{T} \sum_{t=1}^T \sum_{v \in V} p_t(v) \log p_t(v),$$

where  $T$  is the number of tokens in the answer,  $V$  is the vocabulary, and  $p_t(v)$  is the model’s predicted probability of token  $v$  at position  $t$ .

Using token-level entropy to predict retraction yields an AUROC of **0.518**, only marginally above random chance (AUROC = 0.5). This result indicates no meaningful correlation with retraction.

**Consistency-Based Uncertainty.** Next, we assess consistency-based uncertainty (Xiong et al., 2024) by sampling  $n = 5$  answers per question and defining an answer’s uncertainty as:

$$\text{Uncertainty}(a_i) = 1 - \frac{|a_i|}{n},$$

where  $|a_i|$  is the number of times the same answer appears among the five samples.

Predicting retraction using consistency-based uncertainty yields an AUROC of **0.533**, reflecting weak discriminative capacity.

**Inter-Answer Entropy.** Additionally, we investigate whether uncertainty can identify questions where the model is more likely to exhibit retraction behavior. We measure question-level uncertainty by computing the entropy over the five generated answers per question, following (Kuhn et al., 2023; Xiong et al., 2024):

$$\text{Entropy}(q) = - \sum_{a \in A_q} p(a) \log p(a),$$

where  $A_q$  is the set of unique answers generated for question  $q$ , and  $p(a)$  is the relative frequency of answer  $a$  among the five samples. To handle semantic equivalence, we extract answers (e.g., person names in the WIKIDATA dataset) from model responses using Llama-3.3-70B-Instruct, rather than relying on an NLI model as in Kuhn et al. (2023).

Inter-answer entropy achieves an AUROC of **0.505** for predicting retraction, offering little predictive values.

Compared to all the methods discussed above, our belief probe scores show a significantly higher correlation with retraction behavior, as presented in Figure 7. Uncertainty, by contrast, may require more precise definitions and further study to uncover its potential connection to retraction.

### B.3 Robustness to Prompting and Decoding Variation

To assess the robustness of belief-retraction dynamics, we evaluate how prompt templates and

	Precision	Recall
<b>Prompt 1</b>		
No Steering	0.8994	0.4609
Belief- Steering	0.5296	0.8935
Belief+ Steering	0.9412	0.0266
<b>Prompt 2</b>		
No Steering	0.9211	0.0582
Belief- Steering	0.5115	0.8902
Belief+ Steering	1.0000	0.0017
<b>Adv Prompt</b>		
No Steering	0.8138	0.4725
Belief- Steering	0.5280	0.8319
Belief+ Steering	0.9091	0.0166

Table 11: Steering results under different prompt variants.

decoding hyperparameters affect both the model’s baseline retraction behavior and the effectiveness of belief steering. All experiments in this section use Llama3.1-8B-Instruct and WIKIDATA.

#### B.3.1 Robustness to Prompt Variation

We test two standard prompt phrasings along with an adversarial variant designed to introduce an incorrect statement before the question to potentially bias the model’s belief:

- **Original Prompt:** Name an association football player who was born in Naples, Italy.
- **Prompt 1:** Can you name an association football player who was born in Naples, Italy?
- **Prompt 2:** Which association football player was born in Naples, Italy? Just name one.
- **Adv Prompt:** Barack Obama is a politician who was born in New York City, United States. Name an association football player who was born in Naples, Italy.

As shown in Table 11, across all templates, belief- steering greatly leads to more retraction, while belief+ steering suppresses retraction. This demonstrates that **belief steering is robust to changes in prompt phrasing**.

#### B.3.2 Robustness to Decoding Variation

We further analyze the effect of decoding hyperparameters. In addition to greedy decoding, we evaluate temperature sampling (temperature = 0.7, top-p = 0.95), repeating each run three times across different seeds.

	Precision	Recall
GD	0.9012	0.2579
TS	0.8814 <sub>(0.0105)</sub>	0.3128 <sub>(0.0088)</sub>
TS + Belief−	0.5257 <sub>(0.0013)</sub>	0.8980 <sub>(0.0101)</sub>
TS + Belief+	0.9551 <sub>(0.0024)</sub>	0.0355 <sub>(0.0019)</sub>

Table 12: Steering results under different decoding hyperparameters. Subscripts indicate standard deviation. “GD” denotes Greedy Decoding, and “TS” denotes Temperature Sampling.

Table 12 suggests that **the link between belief and retraction holds consistently across decoding hyperparameters.**

#### B.4 Other Steering Directions

Except for the belief direction, we also try another two directions that are likely to affect retraction behavior. (1) **WIKIDATA retraction direction:** The positive examples are those that the model actually retracts from the WIKIDATA training set, and negative examples are those that the model does not retract. (2) **WIKIDATA correctness direction:** The positive examples contain factually correct answers from the WIKIDATA training set, and negative examples contain factually incorrect answers. We search for the best hyperparameters as described in Appendix A.3, and find that those used in belief steering yield the best retraction performance among the hyperparameters we explored for Llama3.1-8B. We show the results in Table 13.

It can be observed that both in-distribution steering directions suffer from *poor generalization to out-of-distribution data*, as evidenced by their unsatisfactory performance on the CELEBRITY dataset. Additionally, for the WIKIDATA retraction direction, the mean hidden state representations may be unrepresentative due to (1) a limited number of retracted examples serving as positive examples, and (2) the use of in-distribution data. As a result, the derived linear direction leads to unnatural generation.

Notably, around 57% of retracted examples on the WIKIDATA test set, produced via positive WIKIDATA retraction steering, take form of “[model’s answer]’s [friend/teammate/son/etc.]”. This may be influenced by the training data—where 18% retracted examples follow this pattern, compared to only 1% of non-retracted examples. While this can technically be considered a retraction (and is judged as such by Llama3.3-70B-Instruct), the

phrasing is awkward. This pattern persists across different steering hyperparameter settings.

#### B.5 Changes in Attention Weights

As shown in Table 16, negative belief steering increases the model’s attention to the entity name when generating the next token, while positive belief steering decreases it. This suggests that belief steering indeed changes attention weights.

#### B.6 Patching Results

Patching results without appending *is* is shown in Table 17. Patching results under *is*-appended setting for Qwen2.5-7B and Olmo2-7B are shown in Table 18 and 19. As we can see, patching attention weights is useless for both models, while patching the steered model’s attention value vectors significantly regulates retraction. Note that for Olmo2-7B, we increase the original  $\alpha$  from 1.5 to 5.0 to make belief steering effective under *is*-appended setting. This implies that, at  $\alpha = 1.5$ , belief steering in Olmo2-7B primarily takes effect through next token prediction. Nevertheless, larger  $\alpha$  values still modify the attention value vectors in a manner consistent with our overall conclusions. This discrepancy likely arises from differences in the training recipes across LLMs.

	WIKIDATA		CELEBRITY	
	Precision	Recall	Precision	Recall
No Steering	0.9012	0.2579	0.7722	0.1477
Belief-	0.5157	0.9268	0.4803	0.7676
WIKIDATA Retraction+	0.5029	0.7321	0.5638	0.6634
WIKIDATA Correctness-	0.5075	0.7903	0.5707	0.5569
Belief+	1.0000	0.0067	0.5217	0.0291
WIKIDATA Retraction-	0	0	0.6667	0.0048
WIKIDATA Correctness+	0.5000	0.0083	0.6667	0.0097

Table 13: Retraction Performance for Llama3.1-8B on continuation test sets.

	WIKIDATA		CELEBRITY	
	Prec.	Rec.	Prec.	Rec.
No Steer	0.8824	0.1119	0.9667	0.0290
Belief-	0.5051	0.8358	0.8547	0.7000
Belief+	1.0000	0.0131	1.0000	0.0090

Table 14: Retraction Performance for Qwen2.5-7B on continuation test sets.

	WIKIDATA		CELEBRITY	
	Prec.	Rec.	Prec.	Rec.
No Steer	0.9881	0.1317	0.8824	0.0150
Belief-	0.5206	0.7619	0.8217	0.7420
Belief+	1.0000	0.0016	0	0

Table 15: Retraction Performance for Olmo2-7B on continuation test sets.

	Llama3.1-8B		Qwen2.5-7B		Olmo2-7B	
	WIKIDATA	CELEBRITY	WIKIDATA	CELEBRITY	WIKIDATA	CELEBRITY
No Steering→Belief-	0.0329	0.0369	0.0413	0.0307	0.0360	0.0350
No Steering→Belief+	-0.0056	-0.0110	-0.0018	-0.0093	-0.0019	-0.0051

Table 16: Change in attention weights to the answer span.



	WIKIDATA		CELEBRITY	
	Prec.	Rec.	Prec.	Rec.
No Steer	0.9012	0.2579	0.7722	0.1477
<b><i>belief-</i></b>				
Patch W	0.8325	0.2729	0.7113	0.1671
Patch V	0.5249	0.5441	0.6351	0.3245
Full Steer	0.5157	0.9268	0.4803	0.7676
<b><i>belief+</i></b>				
Patch W	0.8984	0.1913	0.7333	0.1065
Patch V	0.9700	0.1614	0.6552	0.0920
Full Steer	1.0000	0.0067	0.5217	0.0291

Table 17: Patching results for Llama3.1-8B on continuation test sets.

	WIKIDATA		CELEBRITY	
	Prec.	Rec.	Prec.	Rec.
No Steer	0.8500	0.0951	1.0000	0.0320
<b><i>belief-</i></b>				
Patch W	0.8846	0.0877	1.0000	0.0340
Patch V	0.5209	0.9049	0.8371	0.3700
Full Steer	0.5079	0.8955	0.8601	0.7560
<b><i>belief+</i></b>				
Patch W	0.8814	0.0970	1.0000	0.0310
Patch V	0.9375	0.0280	1.0000	0.0270
Full Steer	0.9444	0.0317	1.0000	0.0210

Table 18: Patching results for Qwen2.5-7B under the *is*-appended setting.

	WIKIDATA		CELEBRITY	
	Prec.	Rec.	Prec.	Rec.
No Steer	1.0000	0.0730	1.0000	0.0130
<b><i>belief-</i></b>				
Patch W	0.9767	0.0667	1.0000	0.0140
Patch V	0.5012	0.9762	0.8230	0.9580
Full Steer	0.5140	0.5810	0.6980	0.1410
<b><i>belief+</i></b>				
Patch W	1.0000	0.0619	1.0000	0.0170
Patch V	0.9200	0.0365	0.9545	0.0210
Full Steer	1.0000	0.0048	1.0000	0.0150

Table 19: Patching results for Olmo2-7B under the *is*-appended setting with  $\alpha = 5.0$ .

## B.7 Supervised Fine-tuning Results

Building on Llama3.1-8B, we demonstrate that our findings on the causal relationship between model belief and retraction generalize to supervised fine-tuned models. This is further supported by results from Qwen2.5-7B and Olmo2-7B. As shown in Table 20, the same belief steering directions remain effective after fine-tuning. Additionally, Figure 8 and 9 indicate that supervised fine-tuning leads to more accurate internal beliefs.

	Qwen2.5-7B		Olmo2-7B	
	Prec.	Rec.	Prec.	Rec.
Baseline	0.8824	0.1119	0.9881	0.1317
SFT	0.8350	0.7929	0.8869	0.8460
Belief- for SFT	0.5023	1.0000	0.5179	0.9873
Belief+ for SFT	0.9391	0.2015	0.9934	0.2381

Table 20: In-distribution supervised fine-tuning results for Qwen2.5-7B and Olmo2-7B on WIKIDATA.

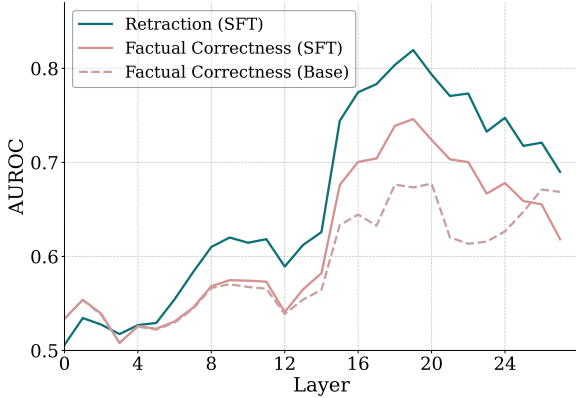


Figure 8: Layer-wise AUROC of belief scores in Qwen2.5-7B (Base) and its fine-tuned variants (SFT) on WIKIDATA.

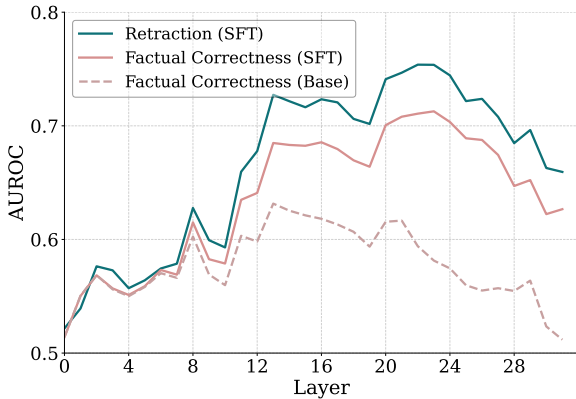


Figure 9: Layer-wise AUROC of belief scores in Olmo2-7B (Base) and its fine-tuned variants (SFT) on WIKI-DATA.

## B.8 Generalization to Math Reasoning

Although our analysis primarily focuses on factoid QA, we further investigate whether belief steering extends to math reasoning, using the GSM8k dataset (Cobbe et al., 2021).

We first collect Llama3.1-8B’s trajectories that produce *incorrect* final answer via greedy decoding, and use GPT-4.1 to annotate the first incorrect token. This results in a total of 188 examples (where accuracy = 0 with no steering by construction). We then apply negative belief steering, without altering any other generation setting, and evaluate accuracy on this subset. To moderately amplify the effect, we steer layers 0-18 and intervene on the first incorrect token plus its preceding nine tokens (a randomly selected hyperparameter). Since math reasoning depends on multi-step computation, modifying early hidden states can propagate and influence later inference. We also report positive belief steering to reveal unintended effects. Results are presented in Table 21, and a case study is illustrated below.

	Accuracy
Belief- Steering	37.77%
Belief+ Steering	17.55%

Table 21: Steering results on GSM8k.

Recall that the belief vector is derived from a quite different dataset UTQA. Negative belief steering still activates retraction behavior in math reasoning and improve the final accuracy by around 20%, **demonstrating the robustness and generalization of our interpretability findings.**

### Case Study

#### [QUESTION]

Carla is downloading a 200 GB file. Normally she can download 2 GB/minute, but **40% of the way through the download, Windows forces a restart** to install updates, which takes 20 minutes. Then Carla has to restart the download from the beginning. How long does it take to download the file?

#### [RESPONSE] – No Steering ✗

... 3. After the restart, Carla has to download the remaining 60% of the file ( $100\% - 40\% = 60\%$ )...

#### [RESPONSE] – Belief- Steering ✓

... 3. After the restart, Carla has to download the remaining 60%<sup>a</sup> of the file, but Carla has to restart the download from the beginning. So Carla has to download the entire 200 GB again...

#### [RESPONSE] – Belief+ Steering ✗

... 3. After the restart, Carla has to download the remaining 60% .

60% of 200 GB is  $0.6 * 200 = 120$  GB...

---

<sup>a</sup>Steering is applied at this token and the preceding nine tokens.