

Losing is for Cherishing: Data Valuation Based on Machine Unlearning and Shapley Value

Le Ma^{*1}, Shirao Yang^{†2}, Zihao Wang^{‡1}, Yinggui Wang^{§3}, Lei Wang^{¶3},
Tao Wei^{||3}, and Kejun Zhang^{**1}

¹Zhejiang University

²The Hong Kong University of Science and Technology (Guangzhou)

³Ant Group

Abstract

The proliferation of large models has intensified the need for efficient data valuation methods to quantify the contribution of individual data providers. Traditional approaches, such as game-theory-based Shapley value and influence-function-based techniques, face prohibitive computational costs or require access to full data and model training details, making them hardly achieve partial data valuation. To address this, we propose Unlearning Shapley, a novel framework that leverages machine unlearning to estimate data values efficiently. By unlearning target data from a pretrained model and measuring performance shifts on a reachable test set, our method computes Shapley values via Monte Carlo sampling, avoiding retraining and eliminating dependence on full data. Crucially, Unlearning Shapley supports both full and partial data valuation, making it scalable for large models (e.g., LLMs) and practical for data markets. Experiments on benchmark datasets and large-scale text corpora demonstrate that our approach matches the accuracy of state-of-the-art methods while reducing computational overhead by orders of magnitude. Further analysis confirms a strong correlation between estimated values and the true impact of data subsets, validating its reliability in real-world scenarios. This work bridges the gap between data valuation theory and practical deployment, offering a scalable, privacy-compliant solution for modern AI ecosystems.

^{*}maller@zju.edu.cn

[†]syang610@connect.hkust-gz.edu.c

[‡]carlwang@zju.edu.cn

[§]wyinggui@gmail.com

[¶]thirtyking@163.com

^{||}lenx.wei@antgroup.com

^{**}zhangkejun@zju.edu.cn

1 Introduction

The proliferation of large models, which are driven by huge amounts of data from different sources, brings the crucial need for profit distribution mechanisms in the data market [1, 32]. Data valuation aims to quantify the contribution of data to train a specific model, which can provide a tool to determine data pricing in the data market to form a fair profit distribution mechanism. However, there is still no deployed data valuation solution in the data market.

Shapley value [28], originating from game theory, is widely used for data valuation for its explainability and theoretical properties [7]. However, traditional Shapley value methods are computationally expensive due to the requirement of model retraining and access to the entire data, which is hard to satisfy in real-world scenarios. Some studies have applied estimation methods like Monte-Carlo sampling [7, 19, 12] to estimate Shapley value, but the complexity is still high. Beyond the Shapley value, some studies apply the influence function to see the effect of data on a model’s gradient [16, 5, 8]. Despite avoiding model retraining, they are also unaffordable for computing and storing the Hessian matrix, its inverted matrix, and the gradient information.

Besides, existing data valuation studies with Shapley value methods often overlook scenarios with limited access to the full dataset. Most data valuation studies are unsuitable for partial data valuation scenarios because they rely heavily on complete data for model retraining or gradient computation. However, in some cases, we only have access to the data we want to evaluate rather than the full data, e.g., we only have a pre-trained model from Huggingface¹ to compute the value of a specific dataset.

To address the abovementioned problems, we propose Unlearning Shapley for full and partial data valuation. Given that a pre-trained model has learned knowledge from the full data, we apply machine unlearning to remove specific ‘knowledge’ from a pre-trained model while keeping other ‘knowledge’ unchanged [4, 31]. Specifically, Unlearning Shapley exploits the pre-trained model to unlearn the given data and compute the performance decrease, thereby deriving the marginal contribution. To enhance efficiency in full data valuation, we employ Monte Carlo sampling to estimate the Unlearning Shapley value. We use gradient ascent and two regularizers in the unlearning process for unlearning stability by minimizing the parameter distance between the pre-trained and unlearned model and the Kullback–Leibler divergence(KLD) of their logits on the test set, which is a reachable dataset in data valuation to compute metrics and align the model in unlearning.

We conduct experiments on benchmark datasets with point and subset granularity and a large-scale text corpus of LLMs to ascertain the comparative efficacy of Unlearning Shapley with other methods. In addition, we also evaluate the reliability of partial data valuation with only access to pre-trained data and data to be evaluated. The results prove that Unlearning Shapley can accurately reflect the impact of partial data and align with the exact Shapley value. Our study fills the research gap in partial data valuation and extends the usage of machine unlearning, which shows great potential in providing a privacy-compliant solution for real-world data markets.

Contributions. 1) We put forward partial data valuation, a more common task in

¹<https://huggingface.co/>

real-world data valuation, where there is limited access to full data, and we propose Unlearning Shapley to address partial data valuation by exploiting the pre-trained model to unlearn the data and compute the Shapley value; 2) we analyze the equivalence of Unlearning Shapley to the Shapley value definition, and demonstrate how it can be utilized on data with different granularities, namely data point-level and subset-level; 3) we conduct experiments on benchmark datasets and a large-scale text corpus to find that Unlearning Shapley shows comparable performance to other methods in point- and subset-level data valuation; 4) we also prove that Unlearning Shapley can obtain reliable data value in partial data valuation with only access to pre-trained models and the data to be evaluated.

2 Related Work

2.1 Data Valuation Methods

Existing data valuation methods can be classified as Shapley-value-based and influence-function-based methods.

Data Shapley [32] uses Monte-Carlo methods to sample data permutations π to retrain a model and compute the metric change as the marginal contribution. The Monte-Carlo sampling will last until the change of the Shapley value converges with a threshold value. Beta Shapley [19] generalizes Data Shapley by relaxing the efficiency axiom, offering reduced noise and optimal importance weights for subsampling. KNN Shapley [11] addresses the computational cost of Data Shapley using the k-nearest neighborhood model and develops a group-test sampling method for Shapley Value approximation. [27] notices that the overall performance can hardly reveal the detailed effect in classification tasks and takes fine-grained labels into account when computing the value. [24] uses the Weighted Least Squares, which is equivalent to the Shapley value.

Another kind of data valuation method is influence-function-based, which is based on robust statistics to explore the influence of each data example on the parameters of a model. The gradient information of the loss function of a model on each data example is recorded to compute the IF score as $IF(x_{train}, x_{test}) = \nabla L(\theta, x_{train}) H^{-1} \nabla L(\theta, x_{test})$, where θ is the model’s parameters, H is the Hessian matrix, and L is the loss function. [14, 25] drops H^{-1} and only computes the inner product, but the inner product is still computationally expensive with the vast parameter scale in large models. LOGIX [5] introduces LoRA techniques to compute each data example’s influence function on the low-rank matrices to reduce the computation cost. [36] uses reinforcement learning to select data and maximize the rewards from the training process, but training the data selector is still unaffordable for large models and datasets.

Considering the high computational cost of influence-function-based methods, we choose Shapley Value and replace its retraining process with machine unlearning, which is far more effective.

2.2 Machine Unlearning

Machine unlearning is a novel field originally used for data privacy or removing bias by making a model unlearn the given data while maintaining its capabilities on other data [31, 35, 37]. Given a dataset to unlearn $\mathcal{D}_{unlearn}$, and the remaining dataset \mathcal{D}_{remain} , machine unlearning tries to remove knowledge about $\mathcal{D}_{unlearn}$ from a model.

There are two kinds of machine unlearning: exact unlearning and approximate unlearning [31]. Exact unlearning concentrates on fast retraining, e.g., using federated learning to split \mathcal{D}_{remain} into data shards without $\mathcal{D}_{unlearn}$ for distributed retraining [20, 9]. Approximate machine unlearning focuses on directly unlearning $\mathcal{D}_{unlearn}$ from the trained model without retraining [18].

[30] introduces several approximate machine unlearning methods. These methods re-initialize part of the parameters and apply gradient ascent to $\mathcal{D}_{unlearn}$ to unlearn the dataset. Meanwhile, gradient descent should be included for \mathcal{D}_{remain} to keep the capabilities on other data. A problem is that sometimes \mathcal{D}_{remain} is not always reachable. [38] uses Kullback–Leibler divergence between the unlearned and original trained model instead of gradient descent to maintain the model’s capability. Recently, [34, 22, 29] investigated machine unlearning for LLMs. [34] proves that fewer steps are enough for an LLM to unlearn a dataset while keeping the original capability. Therefore, we explore applying approximate machine unlearning for data valuation, which is far more effective than retraining a model from scratch.

3 Methods

3.1 The Shapley Value

Given a dataset $N := \{d_i\}_{i=0}^n$ comprising n data points, the Shapley value aims to quantify the contribution of each data point to the model, which can be described as:

$$\begin{aligned}\phi_i &= \sum_{S \subseteq N \setminus \{i\}} \frac{|S|!(n - |S| - 1)!}{n!} (v(S \cup \{i\}) - v(S)) \\ &= \frac{1}{n} \sum_{S \subseteq N \setminus \{i\}} \binom{n-1}{|S|}^{-1} (v(S \cup \{i\}) - v(S))\end{aligned}\tag{1}$$

Where S stands for the subsets, and we denote $\{d_i\}$ as $\{i\}$ in formulas for simplicity. The most important part is the *utility function* v . For data valuation, previous studies mainly implement the utility function $v(S)$ by computing the performance of model \mathcal{M}_S trained on the subset S on a validation dataset, such as the accuracy for classification. Therefore, the utility function can be described as $v(S) = Perf(\mathcal{M}_S)$, where $Perf$ is the metric in accord with the task, and \mathcal{M}_S is the model trained on the subset S . Based on the utility function, we compute the *marginal contribution* for i as $v(S \cup \{i\}) - v(S)$, which reflects the increment brought by the data point i for the model. Consequently, the Shapley value ϕ_i can be regarded as the average marginal contribution of i in all coalitions. An alternative permutation-based formula for the Shapley value is:

Algorithm 1 Unlearning Shapley for Full Data Valuation

Input: - Dataset $\mathcal{D}_{full} = \{d_1, d_2, \dots, d_n\}$
- Pre-trained model \mathcal{M}_{full} on \mathcal{D}_{full}
- Test set \mathcal{T}
- Monte Carlo samples M
Output: Shapley values $\phi = \{\phi_1, \dots, \phi_N\}$
Initialize $\phi_i \leftarrow 0, \forall i \in \{1, \dots, N\}$
Initialize pre-trained Model $\mathcal{M}_{cur} \leftarrow \mathcal{M}_{full}$
for $m = 1 \rightarrow M$ **do**
 Generate permutation $\pi = [d_{\pi(1)}, \dots, d_{\pi(N)}]$ uniformly
 Initialize accumulated set $S \leftarrow \emptyset$
 for $k = 1 \rightarrow n$ **do**
 Reset model: $\mathcal{M}_{pre} \leftarrow \mathcal{M}_{cur}$
 Add data $d_{\pi(k)}$: $S \leftarrow S \cup \{d_{\pi(k)}\}$
 Update $\mathcal{M}_{cur} \leftarrow \mathcal{M}_{full}$ unlearns S
 Calculate marginal contribution: $\Delta_{\pi(k)} \leftarrow \hat{v}(S) - \hat{v}(S \cup \{d_{\pi(k)}\})$
 Update Shapley value: $\phi_{\pi(k)} \leftarrow \phi_{\pi(k)} + \Delta_{\pi(k)}$
 end for
end for
Normalize results: $\phi_i \leftarrow \phi_i / M, \forall i$
return ϕ

$$\phi_i = \frac{1}{n!} \sum_{\pi \in \Pi} [v(S_\pi^i \cup \{i\}) - v(S_\pi^i)] \quad (2)$$

where Π is the set of all coalitions. The Shapley value considers all coalitions to compute the marginal contribution of i in all collaborating patterns. However, computing the marginal contribution over $n!$ permutations is very computationally expensive.

Many studies utilize approximation methods like Monte Carlo sampling to sample permutations and dynamically update Shapley value [25, 7, 19] to compute it as $\phi_i = \mathbf{E}_{\pi \in \Pi} [v(S_\pi^i \cup \{i\}) - v(S_\pi^i)]$. However, training models several times on different coalitions is still unaffordable even for small-scale models. Considering real-world scenarios, we often hold a pre-trained model, and we put forward the idea: **Can we avoid retraining models with various coalitions by utilizing the pre-trained model?**

3.2 Unlearning Shapley

Theoretical Analysis. We modify the utility function and marginal contribution in (2) to make it suitable for machine unlearning while maintaining the equivalence to the definition of Shapley value. Instead of retraining a model on different coalitions from scratch, machine unlearning utilizes the pre-trained model to unlearn the given coalitions to observe the decrease in performance.

We define \mathcal{M}_{full} as the model pre-trained on the whole data. The utility function $v(S_\pi^i)$ normally stands for the performance of the model retrained on S_π^i . If we define

Algorithm 2 Unlearning Shapley for **Partial Data Valuation**

Input: - Dataset \mathcal{D}_{tgt} to be evaluated

- Pre-trained model \mathcal{M}_{full} on \mathcal{D}_{full}

- Test set \mathcal{T}

Output: Shapley value ϕ_{tgt} for \mathcal{D}_{tgt}

Obtain unlearned model $\mathcal{M}_{unlearn} \leftarrow \mathcal{M}_{full}$ unlearns \mathcal{D}_{tgt}

Introduce initialized model \mathcal{M}_{random}

Train an initialized model on \mathcal{D}_{tgt} to get \mathcal{M}_{tgt}

Compute the value through the utility function:

$\hat{v}(\mathcal{D}_{tgt}) \leftarrow Perf(\mathcal{M}_{full}, \mathcal{T}) - Perf(\mathcal{M}_{unlearn}, \mathcal{T})$

$\hat{v}(\mathcal{D}_{remain}) \leftarrow Perf(\mathcal{M}_{full}, \mathcal{T}) - Perf(\mathcal{M}_{tgt}, \mathcal{T})$

$\hat{v}(\{\mathcal{D}_{remain}, \mathcal{D}_{tgt}\}) \leftarrow Perf(\mathcal{M}_{full}, \mathcal{T}) - Perf(\mathcal{M}_{random}, \mathcal{T})$

Obtain the Shapley value $\phi_{tgt} \leftarrow \frac{1}{2} [\hat{v}(\mathcal{D}_{tgt}) + \hat{v}(\{\mathcal{D}_{remain}, \mathcal{D}_{tgt}\}) - \hat{v}(\mathcal{D}_{remain})]$

return ϕ_{tgt}

the complement set of S_π^i as \hat{S}_π^i , we have $v(S_\pi^i) = v(N \setminus \hat{S}_\pi^i)$ because $S_\pi^i = N \setminus \hat{S}_\pi^i$. We define the unlearning utility function:

$$\hat{v}(S) = Perf(\mathcal{M}_{full}) - Perf(\hat{\mathcal{M}}_S) \quad (3)$$

where $\hat{\mathcal{M}}_S$ is the model obtained after the pre-trained model \mathcal{M}_{full} unlearns the given subset S . The unlearning utility function computes the decrease in performance brought by unlearning the subset S , and it is obvious that the value of the empty set $\hat{v}(\emptyset) = 0$ because unlearning nothing results in no changes to the model.

Considering machine learning aims to obtain a model similar to the model $\mathcal{M}_{N \setminus S}$ trained on the remaining dataset, i.e., $\hat{\mathcal{M}}_S \simeq \mathcal{M}_{N \setminus S}$. Therefore, we have $v(S_\pi^i) \simeq \hat{v}(\hat{S}_\pi^i)$ after unlearning S_π^i , where the bias mainly comes from two perspectives: *randomness of the learning progress* and *approximate unlearning*. The randomness stems from factors such as random data sampling, model initialization, and optimizing progress, resulting in varying model performances even when trained with the same data. Another factor is mainly related to the inaccuracy of machine unlearning. The unlearning strategy we apply is approximate unlearning for its efficiency, which can hardly erase all effects of the unlearning set without impacting other data. If the condition is ideal, we have $v(S_\pi^i) = \hat{v}(\hat{S}_\pi^i)$. The further discussion on these biases is given in Section B. The formula of Shapley value can be rewritten as $\phi_i = \frac{1}{n!} \sum_{\pi \subseteq \Pi} [\hat{v}(\hat{S}_\pi^i \setminus \{i\}) - \hat{v}(\hat{S}_\pi^i)]$.

In the traditional Shapley value, S_π^i is the subset preceding i in the permutation π , and $\hat{S}_\pi^i \setminus \{i\}$ can be regarded as the subset succeeding i in the permutation. Therefore, we define \tilde{S}_π^i as the subset succeeding i in computing Unlearning Shapley value. It is clear that $\tilde{S}_\pi^i = \hat{S}_\pi^i \setminus \{i\}$, and $\{i\} \cup \tilde{S}_\pi^i = \hat{S}_\pi^i$. Consequently, the formula of Unlearning Shapley becomes $\phi_i = \frac{1}{n!} \sum_{\pi \subseteq \Pi} [\hat{v}(\tilde{S}_\pi^i) - \hat{v}(\{i\} \cup \tilde{S}_\pi^i)]$. Given all permutation Π , we can find a permutation $\hat{\pi}$ satisfying $\tilde{S}_\pi^i = S_{\hat{\pi}}^i$. The sequence order inside a set does not affect the results of the utility function output, e.g., regardless of randomness, training models on $\{d_1, d_3, d_2\}$ or $\{d_3, d_2, d_1\}$ is similar because the data are concatenated.

Besides, whether sampling π or $\hat{\pi}$ also has no impact on the results because ϕ is the average result among all permutations. Consequently, we have the formula for Unlearning Shapley value as:

$$\phi_i = \frac{1}{n!} \sum_{\pi \subseteq \Pi} [\hat{v}(S_\pi^i) - \hat{v}(S_\pi^i \cup \{i\})] \quad (4)$$

Unlearning Shapley value is equivalent to the traditional Shapley value in the ideal condition, where the only difference lies in the utility function and marginal contribution, which computes the decrease of the pre-trained model in performance after unlearning given data. We admit the existence of the bias of randomness and approximate unlearning, and we experiment to investigate whether the error is acceptable in Appendix B.

Usage of Unlearning Shapley. With the dataset to be evaluated \mathcal{D}_{tgt} and the remaining dataset $\mathcal{D}_{remain} = \mathcal{D}_{full} \setminus \mathcal{D}_{tgt}$, we define two types of data valuation: *full data valuation* and *partial data valuation*, and the process is demonstrated separately in Algorithm 1 and 2. Besides the test set \mathcal{T} , full data valuation means we have full access to \mathcal{M}_{full} , \mathcal{D}_{tgt} and \mathcal{D}_{remain} . While in partial data valuation, we only hold \mathcal{D}_{tgt} and \mathcal{M}_{full} . Previous data valuation methods are only suitable for full data valuation because they need access to the entire data points, which are used to retrain models or gather the gradient information[25, 15]. However, in real-world scenarios, we can seldom reach the entire training data, especially for LLMs, where the data scale and model size are vast. Furthermore, we sometimes only care about the contribution of partial data, which traditional Shapley value methods can hardly do. Even though we can train a model with the partial data points and observe its performance on the test set, it disrupts the principle of Shapley value due to ignoring its collaboration with other inaccessible data points.

We argue that the effect of other inaccessible data points exists in the performance of the pre-trained model, thereby Unlearning Shapley is capable of both full and partial data valuation by exploiting the pre-trained models \mathcal{M}_{full} to unlearn \mathcal{D}_{tgt} while maintaining the knowledge of \mathcal{D}_{remain} . Given $\mathcal{D}_{full} = \mathcal{D}_{tgt} \cup \mathcal{D}_{remain}$, it can be regarded as a collaborative game for \mathcal{D}_{tgt} and \mathcal{D}_{remain} . Therefore, we can compute $\hat{v}(\mathcal{D}_{tgt})$, $\hat{v}(\mathcal{D}_{remain})$, $\hat{v}(\mathcal{D}_{full})$, and $\hat{v}(\emptyset)$. According to the utility function in (3), we can obtain $\hat{v}(\mathcal{D}_{tgt})$ after unlearning it, and we can compute $\hat{v}(\mathcal{D}_{full})$ by introducing an initialized model, which can be regarded as the model unlearning all data. For $\hat{v}(\mathcal{D}_{remain})$, we can not unlearn \mathcal{D}_{remain} without access to it, so we retrain a model only on \mathcal{D}_{tgt} to eliminate the effect of \mathcal{D}_{remain} and obtain $\hat{v}(\mathcal{D}_{remain})$. Following the definition of Shapley value, we can easily get the Shapley value for \mathcal{D}_{tgt} with the above values.

Point and Subset Level Data Valuation. Beyond full and partial data valuation, existing studies on data valuation mainly concentrate on point-level data valuation. However, for a large-scale dataset like text corpora for LLMs with over billions of data points, there is effect of a single data point may be very slight. Besides, in the data market, data users purchase data from various data holders in the format of subsets. Evaluating the contribution of each subset from different providers is also practical to establish a transparent profit distribution mechanism for data providers.

To transfer the Shapley value from point-level to subset-level, we modify the original

definition of the whole data $N := \{d_i\}_{i=0}^n$ to $N := \{D_i\}_{i=0}^n$, where D_i stands for a subset. We still base on the formula (2), to shuffle the subsets and sample permutations for unlearning and estimate the Shapley value. Compared with the traditional Shapley value, as the size of each subset expands, it is more efficient to unlearn the subset than train on it, which we will discuss in Section 4.2.2.

Approximate Unlearning. We use approximate unlearning versatility by avoiding access to \mathcal{D}_{remain} . In detail, we introduce gradient ascent (GA) and two regularizers for stability. We reverse the cross-entropy loss \mathcal{L}_{CE} on $\mathcal{D}_{unlearn}$ to minimize the likelihood of correct predictions. However, GA may harm general model utility[3]. Therefore, inspired by [37], we introduce two regularizers for unlearning stability and keeping consistency with \mathcal{M}_{full} beyond $\mathcal{D}_{unlearn}$. The first regularizer is D_{KL} , the KL divergence of the logits of \mathcal{M}_{full} and $\mathcal{M}_{unlearn}$, namely $f_\theta(x)$ and $f_{\theta_{full}}(x)$, on the test set \mathcal{T} , which reduces the damage brought by GA to keep the output consistency beyond $\mathcal{D}_{unlearn}$. We utilize \mathcal{T} instead of \mathcal{D}_{remain} to ensure Unlearning Shapley can be applied for both full and partial data valuation. Besides, although we apply the test set for unlearning, we do not learn knowledge from the test set but align the decision of $\mathcal{M}_{unlearn}$ and \mathcal{M}_{full} using KL divergence. Considering parameters determine the decision of the model, and the l_2 distance of parameters is a conventional metric for machine unlearning[31], we introduce it as another regularizer for the parameter stability of $\mathcal{M}_{unlearn}$. The final loss $\mathcal{L}_{unlearn}$ is as follows:

$$\begin{aligned} \mathcal{L}_{unlearn} = & \underbrace{-\mathcal{L}_{CE}(\mathcal{D}_{unlearn})}_{\text{Gradient ascent}} + \lambda_1 \underbrace{\|\theta - \theta_{full}\|^2}_{\text{Parameter stability}} + \\ & \lambda_2 \underbrace{D_{KL}(f_\theta(x) \| f_{\theta_{full}}(x))}_{\text{Output consistency}}, \quad x \sim \mathcal{T} \end{aligned} \quad (5)$$

where λ_1, λ_2 are both weights of regularizers, which are set to 1.0 in the implementation.

4 Experiment on Data Valuation

4.1 Datasets and Models

We experimented on the benchmark and large-scale text corpus to demonstrate the generalizability and practicality of Unlearning Shapley. We adopt benchmark datasets: FMNIST [33] and CIFAR-10 [17] for full and partial data valuation [13]; both of them are for image classification tasks. Considering there is still no benchmark text corpus for data valuation, we collected 1,000,000 data points from three datasets separately, namely Wikitext [23], Fineweb, and Cosmopedia [2]. We merged the 3,000,000 text corpora as TextCorpus. Wikitext and Fineweb are text corpora from websites, and Cosmopedia is a synthesized text corpus of textbooks, blog posts, stories, and posts. We use TruthfulQA [21] as the test set for text corpus data valuation.

For Unlearning Shapley, we pre-trained models on each dataset as \mathcal{M}_{full} in data valuation. For benchmark datasets, following [5], we trained a multi-layer perception

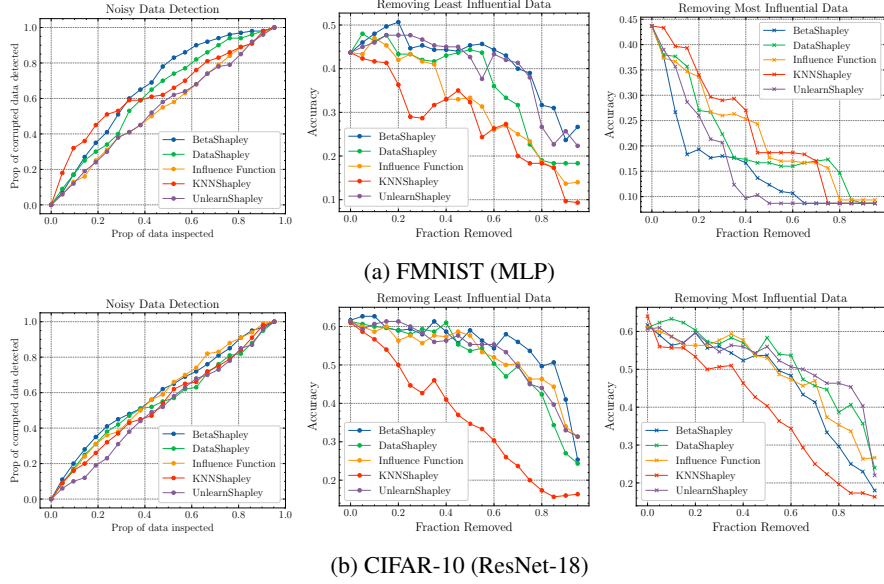


Figure 1: Point-level Data Valuation. For noisy data detection tasks, we randomly flip the label of 20% data points as noisy data. The data are split into bins of 5% of the whole data. We compute the data value using different methods and sort these values in descending order. For data removal tasks, we increasingly remove data with the most or least values obtained by various methods and retrain a model on the remaining data to compute the metrics on the test set.

(MLP) on FMNIST and a ResNet-18[10] on CIFAR-10. For Text Corpus, we trained a GPT2-XL(1.5B)[26] from scratch with 3,000,000 text corpora. The detailed training parameters are given in Appendix A.

4.2 Experiment on Benchmark Datasets

4.2.1 Point-level Data valuation

Following [13], we implement the experimental pipeline through Opendataval[13], and adopt three tasks on benchmark datasets: *noisy data detection*, *most influential data removal*, and *least influential data removal*. We only selected 1,000 data points from each dataset for data valuation due to the high complexity of training-based methods. Besides, we trained models on the data points as \mathcal{M}_{full} for Unlearning Shapley. The compared data valuation methods are listed as follows:

- **Data Shapley**[7]: Data Shapley introduces Monte-Carlo sampling to sample data permutations for the retraining until the Shapley values are converged.
- **Beta Shapley**[19]: Beta Shapley generalizes Data Shapley by relaxing the efficiency axiom, offering reduced noise and optimal importance weights for sub-

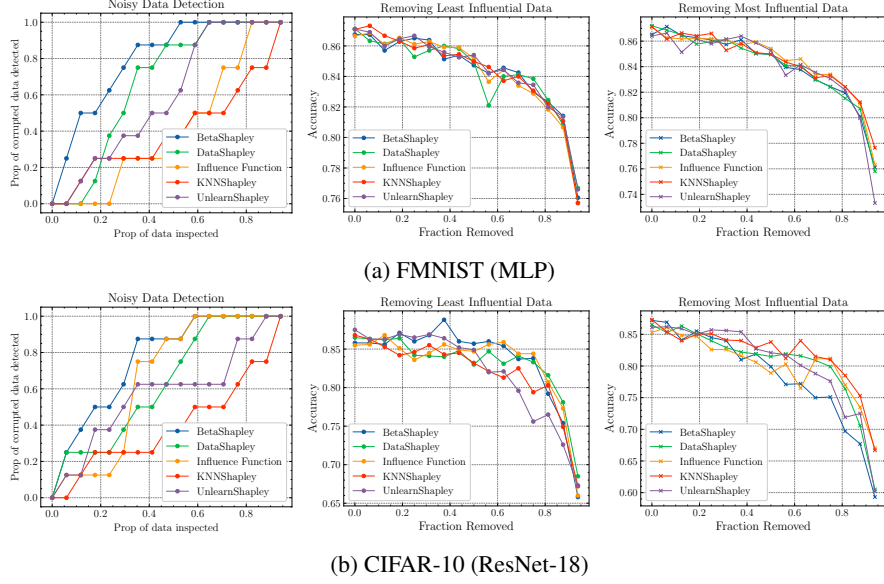


Figure 2: Subset-level Data Valuation. We replace data points with subsets for valuation. For noisy data detection task, we only flip the label of 10% subsets. We compute their value and sort them in descending order. For data removal tasks, we increasingly remove subsets with the most or least values and retrain a model on the remaining data to compute the metrics on the test set.

sampling.

- **Influence Function**[6]: We drop the Hessian matrix due to the computing complexity, and the final IF score is $IF(x_{train}, x_{test}) = \nabla L(\theta, x_{train}) \cdot \nabla L(\theta, x_{test})$.
- **KNN Shapley**[11]: KNN Shapley addresses the computational cost of data Shapley using the k-nearest neighborhood model.

For the noisy data detection task, we randomly flipped the label of 20% data points to generate noisy data and test if these data valuation methods can effectively identify them. The data are divided into bins, each containing 5% of the whole data. We computed the data value and sorted the data values in descending order. We increased the number of bins and computed the rate of included noisy data according to their data values. The results are shown in Figure 1. Shapley-based methods show superior performance on FMNIST, but the performance of Data Shapley and KNN Shapley quickly drops on CIFAR-10, especially KNN Shapley. The more complex features of CIFAR may result in the performance of KNN Shapley, as it involves computing the distance of features. We also find that Unlearning Shapley is less satisfying in the noisy data detection task. Unlearning the mislabeled data, or wrong knowledge, may result in less impact on the performance of a pre-trained model compared with retraining on it, which reveals the limitation of Unlearning Shapley in detecting noisy data.

For the data removal tasks, we computed and sorted the data values in descending order. Subsequently, data with the highest or lowest values were systematically eliminated, ranging from 0% to 95% of the entire data set. This process was undertaken to retrain a model and assess the impact on model metrics. The performance change is presented in Figure 1. Unlearning Shapley and Beta Shapley shows more accuracy in data valuation, as removing the data with low value brings less decrease to the model, and in contrast, a larger decrease for the high-value data. The data value by KNN Shapley appears to be less reliable, especially on CIFAR-10, where removing the most or least influential data results in nearly the same results. We also noticed the influence function exhibited reduced stability across different datasets due to its reliance on the gradient information of the loss function.

4.2.2 Subset-level Data Valuation

Beyond point-level data valuation, we experiment on subset-level evaluation, which is more common in real-world applications. We used 60,000 data points in FMNIST and 25,000 data points in CIFAR-10 to randomly split them into 100 subsets of equal length. Besides, we still pre-trained MLP, and CIFAR-10 on the entire data of FMNIST and CIFAR-10 respectively as \mathcal{M}_{full} for Unlearning Shapley. For benchmark datasets, we maintained the three tasks: noisy data detection, and removing data with the least or highest value.

The results are depicted in Figure 2. For noisy data detection, we randomly flipped the label of 10% subsets as noisy data. Training-based Shapley value still outperforms Unlearning Shapley, and the reason may be similar to the point-level experiment, that unlearning wrong knowledge results in less impact on the performance of the model. However, even though Unlearning Shapley is not suitable for detecting noisy data, it still outperforms KNN Shapley on benchmark datasets. For data removal tasks, we remove data with the highest or lowest value, these methods show nearly the same performance. But when removing the data with the highest value of Unlearning Shapley, the performance of the model in Figure 2 quickly drops. We also analyzed why removing data with the lowest or the highest value has nearly the same results. The reason may be that we randomly split the whole dataset into subsets with hundreds of data points, which are of nearly the same quality, and weaken the effect of the data with low quality.

4.3 Partial Data Valuation

In real-world applications, we can hardly reach \mathcal{D}_{full} or train a model from scratch on it. While under most conditions, we only concentrate on the contribution of a single dataset, making partial data valuation a crucial and more common task. We aim to answer the question: **Does Unlearning Shapley still be reliable with only access to the pre-trained model and target data?**

Therefore, we evaluate the accuracy of the Unlearning Shapley value by computing its correlation with the exact Shapley value. Besides, we also explore the correlation between Unlearning Shapley value and the performance of the model trained without \mathcal{D}_{tgt} . Specifically, we simulated partial data valuation on CIFAR-10, FMNIST, and Text Corpus. For CIFAR-10 and FMNIST, we randomly split each

Table 1: **Partial data valuation.** We simulate partial data valuation by unlearning the target dataset \mathcal{D}_{tgt} and compute the Spearman’s rank correlation coefficient between the exact Data Shapley value and Unlearning Shapley value, as well as between Unlearning Shapley value and the performance of the model retrained without it. ($p \leq 0.1$)

Dataset	Spearman’s rank Correlation	
	Performance of Retrained Model	Exact Shapley Value
CIFAR-10	-0.652	0.280
FMNIST	-0.188	0.164
Text Corpus	-0.543	0.143

dataset into ten subsets of equal length. For Text Corpus, we still regard Wikitext, FineWeb, and Cosmopedia as three subsets. We apply partial data valuation following Algorithm 2 for each subset to calculate its Unlearning Shapley value $\phi_{unlearn}$. To compute the exact Shapley value, when \mathcal{M}_{full} unlearns each subset \mathcal{D}_{tgt} , we also retrain a model \mathcal{M}_{remain} on \mathcal{D}_{remain} to get the exact performance of the model without knowledge of \mathcal{D}_{tgt} . Consequently, we can compute the exact Shapley value as: $\phi_{exact} = \frac{1}{2} [v(\mathcal{D}_{tgt}) + v(\{\mathcal{D}_{remain}, \mathcal{D}_{tgt}\}) - v(\mathcal{D}_{remain})]$, where $v(S)$, following traditional Data Shapley, represents the performance of the model trained on S .

With $\phi_{unlearn}$ and ϕ_{exact} for each subset, we compute the Spearman’s rank correlation coefficient between ϕ_{exact} and $\phi_{unlearn}$, as well as between $\phi_{unlearn}$ and the performance of \mathcal{M}_{remain} . The results are depicted in Table 1. A discernible negative correlation between data value and performance of the retrained model $\mathcal{M}_{retrain}$ can be observed, proving that a higher Unlearning Shapley value for \mathcal{D}_{tgt} is related to poorer performance of the model trained without the \mathcal{D}_{tgt} . We also find $\phi_{unlearn}$ has a positive correlation with ϕ_{exact} , which increases with the exact Shapley value. The results prove the reliability of Unlearning Shapley to reflect the impact of a single target dataset without full access to the whole dataset.

5 Conclusion

In this paper, we propose Unlearning Shapley to address the dependence of traditional Shapley value on access to full data, making it applicable to full and partial data valuation. Unlearning Shapley utilizes the pre-trained model to unlearn the given data instead of retraining the model from scratch, and computes the performance decrease in the utility function. Besides, we analyze the equivalence of Unlearning Shapley value to traditional Shapley value, and demonstrate its application for point and subset data valuation. The efficiency of Unlearning in full data valuation is further enhanced by Monte Carlo methods to approximate the Unlearning Shapley value.

We conduct experiments on benchmark datasets: CIFAR-10 and FMNIST, with tasks including noisy data detection and data removal, showing that Unlearning Shapley is comparable to previous methods in point- and subset-level data valuation. We also find the limitation of Unlearning Shapley in detecting noisy data because unlearning

wrong knowledge brings a limited impact on the model. Consequently, we evaluate the reliability of Unlearning Shapley value in partial data valuation by computing its correlation with the exact Shapley value, and the performance of the model trained without the data we evaluate. Unlearning Shapley value has a positive correlation with the exact Shapley value, and a negative correlation with the performance of the model trained on the remaining data, indicating that Unlearning Shapley value is still accurate without reaching the full data.

Despite the limitations, our study extends the usage of machine unlearning in data valuation, which fills the research gap in partial data valuation and shows great potential in providing a privacy-compliant solution for real-world data markets.

References

- [1] Santiago Andrés Azcoitia, Costas Iordanou, and Nikolaos Laoutaris. Understanding the price of data in commercial data marketplaces. In *2023 IEEE 39th International Conference on Data Engineering (ICDE)*, pages 3718–3728. IEEE, 2023.
- [2] Loubna Ben Allal, Anton Lozhkov, Guilherme Penedo, Thomas Wolf, and Leandro von Werra. Smollm-corpus, 2024.
- [3] Daniel Borkan, Lucas Dixon, Jeffrey Sorensen, Nithum Thain, and Lucy Vasserman. Nuanced metrics for measuring unintended bias with real data for text classification. In *Companion proceedings of the 2019 world wide web conference*, pages 491–500, 2019.
- [4] Lucas Bourtole, Varun Chandrasekaran, Christopher A Choquette-Choo, Hengrui Jia, Adelin Travers, Baiwu Zhang, David Lie, and Nicolas Papernot. Machine unlearning. In *2021 IEEE Symposium on Security and Privacy (SP)*, pages 141–159. IEEE, 2021.
- [5] Sang Keun Choe, Hwijeen Ahn, Juhan Bae, Kewen Zhao, Minsoo Kang, Youngseog Chung, Adithya Pratapa, Willie Neiswanger, Emma Strubell, Teruko Mitamura, et al. What is your data worth to gpt? llm-scale data valuation with influence functions. *arXiv preprint arXiv:2405.13954*, 2024.
- [6] Vitaly Feldman and Chiyuan Zhang. What neural networks memorize and why: Discovering the long tail via influence estimation. *Advances in Neural Information Processing Systems*, 33:2881–2891, 2020.
- [7] Amirata Ghorbani and James Zou. Data shapley: Equitable valuation of data for machine learning. In *International conference on machine learning*, pages 2242–2251. PMLR, 2019.
- [8] Roger Grosse, Juhan Bae, Cem Anil, Nelson Elhage, Alex Tamkin, Amirhossein Tajdini, Benoît Steiner, Dustin Li, Esin Durmus, Ethan Perez, et al. Studying large language model generalization with influence functions. *arXiv preprint arXiv:2308.03296*, 2023.

- [9] Anisa Halimi, Swanand Kadhe, Ambrish Rawat, and Nathalie Baracaldo. Federated unlearning: How to efficiently erase a client in fl? *arXiv preprint arXiv:2207.05521*, 2022.
- [10] Kaiming He, Xiangyu Zhang, Shaoqing Ren, and Jian Sun. Deep residual learning for image recognition. In *Proceedings of the IEEE conference on computer vision and pattern recognition*, pages 770–778, 2016.
- [11] Ruoxi Jia, David Dao, Boxin Wang, Frances Ann Hubis, Nezihe Merve Gürel, Bo Li, Ce Zhang, Costas J Spanos, and Dawn Song. Efficient task-specific data valuation for nearest neighbor algorithms. *arXiv preprint arXiv:1908.08619*, 2019.
- [12] Ruoxi Jia, David Dao, Boxin Wang, Frances Ann Hubis, Nick Hynes, Nezihe Merve Gürel, Bo Li, Ce Zhang, Dawn Song, and Costas J Spanos. Towards efficient data valuation based on the shapley value. In *The 22nd International Conference on Artificial Intelligence and Statistics*, pages 1167–1176. PMLR, 2019.
- [13] Kevin Jiang, Weixin Liang, James Y Zou, and Yongchan Kwon. Opendataval: a unified benchmark for data valuation. *Advances in Neural Information Processing Systems*, 36, 2023.
- [14] Cathy Jiao, Gary Gao, and Chenyan Xiong. In-context probing approximates influence function for data valuation. *arXiv preprint arXiv:2407.12259*, 2024.
- [15] Cathy Jiao, Gary Gao, and Chenyan Xiong. In-context probing approximates influence function for data valuation. *arXiv preprint arXiv:2407.12259*, 2024.
- [16] Pang Wei Koh and Percy Liang. Understanding black-box predictions via influence functions. In *International conference on machine learning*, pages 1885–1894. PMLR, 2017.
- [17] Alex Krizhevsky, Geoffrey Hinton, et al. Learning multiple layers of features from tiny images. 2009.
- [18] Meghdad Kurmanji, Peter Triantafillou, Jamie Hayes, and Eleni Triantafillou. Towards unbounded machine unlearning. *Advances in neural information processing systems*, 36:1957–1987, 2023.
- [19] Yongchan Kwon and James Zou. Beta shapley: a unified and noise-reduced data valuation framework for machine learning. *arXiv preprint arXiv:2110.14049*, 2021.
- [20] Wenqian Li, Shuran Fu, Fengrui Zhang, and Yan Pang. Data valuation and detections in federated learning. In *Proceedings of the IEEE/CVF Conference on Computer Vision and Pattern Recognition*, pages 12027–12036, 2024.
- [21] Stephanie Lin, Jacob Hilton, and Owain Evans. TruthfulQA: Measuring how models mimic human falsehoods. In Smaranda Muresan, Preslav Nakov, and Aline Villavicencio, editors, *Proceedings of the 60th Annual Meeting of the Association*

- for *Computational Linguistics (Volume 1: Long Papers)*, pages 3214–3252, Dublin, Ireland, May 2022. Association for Computational Linguistics.
- [22] Pratyush Maini, Zhili Feng, Avi Schwarzschild, Zachary C Lipton, and J Zico Kolter. Tofu: A task of fictitious unlearning for llms. *arXiv preprint arXiv:2401.06121*, 2024.
 - [23] Stephen Merity, Caiming Xiong, James Bradbury, and Richard Socher. Pointer sentinel mixture models, 2016.
 - [24] Pranoy Panda, Siddharth Tandon, and Vineeth N Balasubramanian. Fw-shapley: Real-time estimation of weighted shapley values. In *ICASSP 2024-2024 IEEE International Conference on Acoustics, Speech and Signal Processing (ICASSP)*, pages 6210–6214. IEEE, 2024.
 - [25] Garima Pruthi, Frederick Liu, Satyen Kale, and Mukund Sundararajan. Estimating training data influence by tracing gradient descent. *Advances in Neural Information Processing Systems*, 33:19920–19930, 2020.
 - [26] Alec Radford, Jeffrey Wu, Rewon Child, David Luan, Dario Amodei, Ilya Sutskever, et al. Language models are unsupervised multitask learners. *OpenAI blog*, 1(8):9, 2019.
 - [27] Stephanie Schoch, Haifeng Xu, and Yangfeng Ji. Cs-shapley: class-wise shapley values for data valuation in classification. *Advances in Neural Information Processing Systems*, 35:34574–34585, 2022.
 - [28] Lloyd S Shapley et al. A value for n-person games. 1953.
 - [29] Weijia Shi, Jaechan Lee, Yangsibo Huang, Sadhika Malladi, Jieyu Zhao, Ari Holtzman, Daogao Liu, Luke Zettlemoyer, Noah A Smith, and Chiyuan Zhang. Muse: Machine unlearning six-way evaluation for language models. *arXiv preprint arXiv:2407.06460*, 2024.
 - [30] Eleni Triantafillou, Peter Kairouz, Fabian Pedregosa, Jamie Hayes, Meghdad Kurmanji, Kairan Zhao, Vincent Dumoulin, Julio Jacques Junior, Ioannis Mitliagkas, Jun Wan, et al. Are we making progress in unlearning? findings from the first neurips unlearning competition. *arXiv preprint arXiv:2406.09073*, 2024.
 - [31] Weiqi Wang, Zhiyi Tian, Chenhan Zhang, and Shui Yu. Machine unlearning: A comprehensive survey. *arXiv preprint arXiv:2405.07406*, 2024.
 - [32] Haocheng Xia, Jinfei Liu, Jian Lou, Zhan Qin, Kui Ren, Yang Cao, and Li Xiong. Equitable data valuation meets the right to be forgotten in model markets. *Proceedings of the VLDB Endowment*, 16(11):3349–3362, 2023.
 - [33] Han Xiao, Kashif Rasul, and Roland Vollgraf. Fashion-mnist: a novel image dataset for benchmarking machine learning algorithms. *arXiv preprint arXiv:1708.07747*, 2017.

- [34] Yuanshun Yao, Xiaojun Xu, and Yang Liu. Large language model unlearning. *arXiv preprint arXiv:2310.10683*, 2023.
- [35] Jingwei Yi, Rui Ye, Qisi Chen, Bin Zhu, Siheng Chen, Defu Lian, Guangzhong Sun, Xing Xie, and Fangzhao Wu. On the vulnerability of safety alignment in open-access llms. In *Findings of the Association for Computational Linguistics ACL 2024*, pages 9236–9260, 2024.
- [36] Jinsung Yoon, Sercan Arik, and Tomas Pfister. Data valuation using reinforcement learning. In *International Conference on Machine Learning*, pages 10842–10851. PMLR, 2020.
- [37] Charles Yu, Sullam Jeoung, Anish Kasi, Pengfei Yu, and Heng Ji. Unlearning bias in language models by partitioning gradients. In *Findings of the Association for Computational Linguistics: ACL 2023*, pages 6032–6048, 2023.
- [38] Ruiqi Zhang, Licong Lin, Yu Bai, and Song Mei. Negative preference optimization: From catastrophic collapse to effective unlearning. *arXiv preprint arXiv:2404.05868*, 2024.

Table 2: The Elapsed time of model training and unlearning on a given amount of data.

Dataset	Data Scale	Elapsed time	
		Unlearn	Train
FMNIST (MLP)	60,000	$0.992 \pm 0.155\text{s}$	$20.035 \pm 0.584\text{s}$
CIFAR-10 (ResNet-18)	50,000	$23.333 \pm 0.911\text{s}$	$3.132 \pm 0.062\text{m}$
Text Corpus Subsets(GPT2-XL)	1,000,000	$5.435 \pm 0.067\text{m}$	$17.669 \pm 0.584\text{h}$

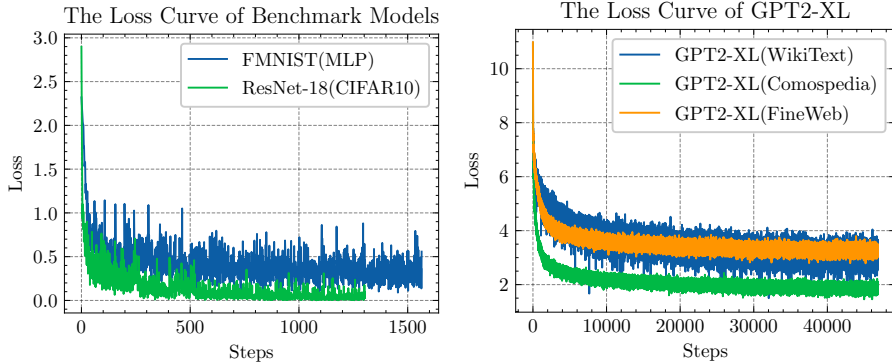


Figure 3: The loss curve of models on benchmark datasets and text Corpus.

A Training Details

We set the parameters in training as follows. For MLP on FMNIST, we set the batch size to 32, epochs to 10, and learning rate to 0.0003 for an AdamW optimizer with betas (0.9, 0.999), eps set to $1\text{e-}8$, and weight decay to 0.01. The hidden dimension of MLP is set to 512. For ResNet-18 on CIFAR-10, the learning rate is set to 0.0003, and other parameters are the same as MLP, and the ResNet-18 is initialized from huggingface². For the text corpus, the text length is cropped to 768. We initialize GPT2-XL³. The training epoch is set to 5, and the learning rate is set to $3\text{e-}4$. We train the above models on RTX5000. For unlearning parameters, the weight λ_1 is set to 1.0, and λ_2 is set to 1.0 as well. The loss curve is shown in Figure 3.

For the point-level data valuation experiments, we implemented the pipeline using OpenDataval[13]. For FMNIST, the batch size is set to 512, the learning rate is set to 0.0003, and the number of epochs is 10. We use 100 steps for unlearning with a learning rate of 0.00002 and a batch size of 32. The number of Monte-Carlo samples is set to 1000. For CIFAR, while other parameters remain unchanged, we only increase the learning rate for Unlearning Shapley to 0.0002. For the subset-level data valuation, we keep other settings but change the Monte-Carlo samples to 10. More details can be found in the Supplementary.

²<https://huggingface.co/microsoft/resnet-18>

³<https://huggingface.co/openai-community/gpt2>

Table 3: Evaluation of Unlearning on different datasets and models (NM-Not Meaningful)

Dataset(Model)	Model Type	Metrics			
		LKD	LMSE	KR	SPC
CIFAR-10(ResNet-18)	Unlearn	0.825	0.077	≈ 0.000	0.665
	Random	2.582	0.090	NM	NM
FMNIST(MLP)	Unlearn	0.781	0.018	≈ 0.000	-0.104
	Random	2.300	0.072	NM	NM
Text Corpus(GPT2-XL)	Unlearn	8.124	7.440×10^{-6}	0.377	0.812
	Random	10.96	4.120×10^{-6}	NM	NM

B Unlearning Experiment

The error is hard to avoid for approximate unlearning. We conducted experiments on the unlearning process to evaluate whether it can completely unlearn \mathcal{D}_{forget} with less impact on the remaining data \mathcal{D}_{remain} . Besides, we evaluate the efficiency of unlearning compared to training.

We separately trained models $\mathcal{M}_{retrain}^i$ on \mathcal{D}_{remain}^i , which excludes \mathcal{D}_i from \mathcal{D}_{full} . Besides, we used \mathcal{M}_{full} in Section 4.1 to unlearn each subsets \mathcal{D}_i to obtain $\mathcal{M}_{unlearn}^i$ for comparison. We also introduce an initialized model \mathcal{M}_{random} . For the benchmark datasets, we have $\mathcal{D}_{full} = \bigcup_{i=1}^C \mathcal{D}_i$, where C is the number of classes. Then, we divide it into subsets by their class $\mathcal{D}_i = \{(x, y) \in \mathcal{D}_{full} \mid y = i\}$. As for Text Corpus, we merely regard Wikitext, Fineweb, and Cosmopedia as three subsets.

We evaluate how well the model can unlearn given data, and how big the bias is between the $\mathcal{M}_{unlearn}$ and $\mathcal{M}_{retrain}$. The metrics are as follows:

Logit Kullback-Leibler Divergence (LKD). LKD measures the decision bias of the trained and unlearned model on the remaining data, where high LKD means greater damage the unlearning process has on the remaining data. Given a data example, logits $\{0.60, 0.30, 0.10\}$ and $\{0.80, 0.03, 0.17\}$ both get the correct result, i.e., same metrics, but we can hardly tell they are nearly the same model for the difference in their output distribution. Therefore, we compute the KLD between the output logit of the $\mathcal{M}_{unlearn}$ and $\mathcal{M}_{retrain}$ on the remaining set \mathcal{D}_{remain} .

Logit Mean Square Error (LMSE). Besides LKD, we also compute the MSE error between the output logit of the $\mathcal{M}_{unlearn}$ and $\mathcal{M}_{retrain}$ on \mathcal{D}_{remain} to measure the impact of unlearning on the remaining set.

Knowledge Retention (KR). KR measures how complete the unlearning is on the unlearned data as follows:

$$\frac{v(\mathcal{M}_{unlearn}, \mathcal{D}_{remain}) - v(\mathcal{M}_{random}, \mathcal{D}_{remain})}{v(\mathcal{M}_{full}, \mathcal{D}_{remain}) - v(\mathcal{M}_{random}, \mathcal{D}_{remain})} \quad (6)$$

KR ranges from 0 to 1, where lower KR stands for lower similarity of $\mathcal{M}_{unlearn}$ and \mathcal{M}_{full} on \mathcal{D}_{forget} , i.e., more complete unlearning. We use accuracy for classification tasks and negative perplexity for the text corpus in the experiment.

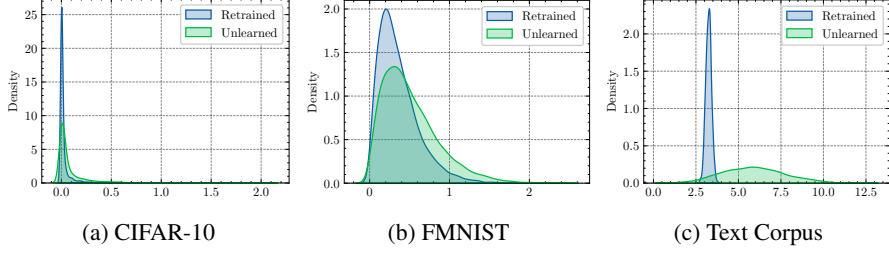


Figure 4: The kernel density estimation of models’ losses on \mathcal{D}_{remain} .

Spearman’s rank correlation coefficient (SPC). SPC means the correlation between the performance of the unlearned model $\mathcal{M}_{unlearn}$ and the model retrained on the remaining data; they should have similar performance if the unlearning is accurate. Ranging from -1.0 to 1.0, a higher SPC stands for more accurate unlearning.

We computed the above metrics on each \mathcal{D}_i and averaged them as the results in Table 3. $\mathcal{M}_{unlearn}$ shows lower LKD and LMSE compared with \mathcal{M}_{random} on \mathcal{D}_{remain} . We can see that $\mathcal{M}_{unlearn}$ shows approximate performance and decision to \mathcal{M}_{remain} on benchmark datasets. Also, $\mathcal{M}_{unlearn}$ leaks no knowledge on the $\mathcal{D}_{unlearn}$ when compared with \mathcal{M}_{full} . However, we also noticed $\mathcal{M}_{unlearn}$ got large LKD and KR on the text corpus due to the huge vocabulary size of LLMs, which for GPT2-XL is 50,257 [26]. Therefore, even slight differences in logits can result in huge LKD. Unlike the image classification task, there is more shared knowledge in the text corpus; this makes $\mathcal{M}_{unlearn}$ still retain knowledge on \mathcal{D}_{forget} because of the overlapping information in \mathcal{D}_{forget} and \mathcal{D}_{remain} , which contribute to the high KR in the text corpus.

We visualized the difference of $\mathcal{M}_{retrain}$ and $\mathcal{M}_{unlearn}$ in their loss on the \mathcal{D}_{remain} by kernel density estimation (KDE), which is depicted in 4. We find that the loss of $\mathcal{M}_{unlearn}$ and $\mathcal{M}_{retrain}$ on \mathcal{D}_{remain} follows the similar distribution on CIFAR-10 and FMNIST. The loss gap between the two models on the text corpus may also be attributed to the overlapping of the text corpus, i.e., unlearning one subset can easily cause damage to other data by losing the shared knowledge. We notice the high SPC in CIFAR-10 and Text Corpus, proving the accuracy of unlearning compared with unlearning FMNIST, which may be attributed to the simple feature space in FMNIST.

We also compared the elapsed time of the unlearning and training process on subsets (Appendix B.1). The gap between the elapsed time becomes larger with the increase of the model and data scales. We find for GPT2-XL on a subset with 1,000,000 points, unlearning can reach even 195 times faster than training.

B.1 Computational Experiment on Unlearning

Considering that unlearning is more efficient than model training, we experimented to evaluate the elapsed time of unlearning a given amount of data. The results are shown in Table 2; because several steps are enough for unlearning, unlearning is without doubt faster than training to convergence. Under the setting in Appendix A, the gap of the

elapsed time between training and unlearning becomes larger, even reaching nearly 195 times for GPT2-XL on Text Corpus.