

Current constraints on the minimally extended varying speed of light model through the cosmic distance duality relation

Jaiane Santos^{*} and Carlos Bengaly[†]

Observatório Nacional, 20921-400, Rio de Janeiro - RJ, Brazil

Rodrigo S. Gonçalves[‡]

Departamento de Física, Universidade Federal Rural do

Rio de Janeiro, 23897-000, Seropédica - RJ, Brazil and

Observatório Nacional, 20921-400, Rio de Janeiro - RJ, Brazil

(Dated: June 13, 2025)

One of the most crucial tests of the standard cosmological model consists on testing possible variations on fundamental physical constants. In frameworks such as the minimally extended varying speed of light model (meVSL), the relationship between the luminosity distance (D_L) and the angular diameter distance (D_A), namely the cosmic distance duality relation (CDDR), is expected to deviate from $\eta(z) \equiv D_L(z)/D_A(z) = (1+z)^2$, making it a powerful probe of a potential variation of such a fundamental constant. Hence, we test the viability of the meVSL model through the CDDR by comparing D_A measurements, provided by the transverse (2D) and anisotropic (3D) baryon acoustic oscillations (BAO) observations from different surveys, like SDSS, DES and DESI, in combination with D_L measurements from Pantheon+ type Ia Supernova (SNe) compilation. The Gaussian Process reconstruction is employed on the SN data to match D_A with D_L at the same redshift. We find no deviation of the standard CDDR relation within 1-2 σ confidence level when considering SNe with 2D and 3D BAO samples combined together, as well as when considering SNe with 3D BAO only. However, when SNe and 2D BAO only are considered, the standard CDDR is only recovered at $\sim 4\sigma$ confidence level. However, such a result might be due to some recently discussed tensions between SN and BAO datasets, especially at low redshifts, in addition to possible inconsistencies between the BAO datasets individually. Therefore, our results show no significant evidence in favour of the meVSL model, once these potential systematics are taken into account.

^{*} jaianesantos@on.br

[†] carlosbengaly@on.br

[‡] rsg_goncalves@ufrj.br

I. INTRODUCTION

The standard cosmological model (SCM) has also been known as Λ CDM, since the late 1990s [1, 2], where Λ is the cosmological constant, responsible for the accelerated expansion of the Universe and CDM, refers to cold dark matter, a component that interacts only gravitationally and which plays a fundamental role in the formation of structures and dynamics of galaxies. The SCM is based on two main features, the first is the assumption of a Universe described by the Friedman-Lemaître-Robertson-Walker (FLRW) metric on large scales [3–6], and the second is the theory of General Relativity as the theory of the gravity behind this model [7–10]. The SCM scenario provides several successful predictions, for example, recent observations of the Cosmic Microwave Background (CMB) [11], Type Ia Supernovae (SNe) luminosity distances [12], as well as galaxy clustering and weak lensing [13–16], confirm this model as the one that best describes the data.

Although it is well established, currently the SCM suffers from some unsolved problems, such as the value of the vacuum energy density [17, 18], the primordial singularity problem [19] and observational discrepancies between measurements of cosmological parameters, which arise from different scales observation [20, 21]. At present, the $\sim 5\sigma$ tension between the Hubble Constant, H_0 , measured in the near Universe with SNe and in the early one with CMB [22, 24, 61], is one of the most intriguing questions. Therefore, it is essential to propose and test alternative models and revisit the foundations of the SCM. Given that additional evidence of deviations from the SCM predictions could indicate new physics at play, a complete reformulation of its framework would be required.

A possible route to verify the consistency of the Λ CDM model is to study a possible violation of the cosmic distance duality (CDDR) [25], as it corresponds to one of the key relations in cosmology, and is closely related to Etherington’s theorem. This relation connects two measures of cosmic distance for an astronomical object: the luminosity distance D_L and the angular diameter distance D_A , in a spacetime described by a metric theory of gravity where the number of photons is conserved as they travel along null geodesic, which reads

$$\eta(z) = \frac{D_L}{D_A}(1+z)^{-2} = 1. \quad (1)$$

with z representing the redshift of the astronomical object.

There are several possibilities for a violation of the CDDR. Among them, we have non-conservation of the number of photons due to coupling to particles beyond the standard particle physics model, absorption of dust [26–28], photons not traveling along null geodesics [29, 30], as

well as varying fundamental constants such as the fine-structure constant [31, 32] and the speed of light [33] – for a broad review on this topic, we refer the interested reader to [34]. Hence, observational tests of the CDDR constitutes a crucial probe of the standard model, as well as of fundamental physics.

In recent literature, many approaches have been designed and pursued to test the validity of the CDDR in the context of some astrophysical object. For example, Gamma-ray bursts (GRBs) were used to test the validity of the CDDR, as they can be used as standard candles and provide luminosity distances at high redshifts [35]. From gravitational waves as standard sirens, the luminosity distance can be obtained without the need for a cosmic distance ladder, thus serving as a test for the CDDR [36–38]. As for the Cosmic Microwave Background (CMB), any deviation of its black body spectrum would result in a violation of the CDDR [39]. Type Ia Supernovae (SNe) data have also been used as a source of luminosity distance to test the CDDR, as in [40]. Notably, strongly lensed SNe can provide both the luminosity distance and angular diameter distance, thus enabling a CDDR test [41]. Another way to test the CDDR is by means of the relationship between the gas mass fraction of galaxy clusters (GCs) obtained through the Sunyaev-Zeldovich effect (f_{SZE}) and through the X-ray surface brightness (f_{X}), which is given by $f_{\text{SZE}}/f_{\text{X}} = D_{\text{L}}/(D_{\text{A}}(1+z)^2) \equiv \eta(z)$ [42]. In addition, combinations of different cosmological probes have been used to test the CDDR, e.g. the luminosity distance and angular diameter distance measurements from SNe and GCs, respectively [43–48]. Those analyses showed no statistically significant deviation of the standard CDDR, given the limitation of the observational data.

In spite of that, it is important to revisit the CDDR in light of recently available observations. Since we have a new sample of baryon acoustic oscillation (BAO) measurements provided by the Dark Energy Spectroscopic Instrument [49, 50], along with existing measurements by the Sloan Digital Sky Survey (SDSS) [51–58] and Dark Energy Survey (DES) [59], it is possible to use them as standard rulers, thus providing us $D_{\text{A}}(z)$, along with recent SN compilations, e.g. the Pantheon+ and SH0ES sample [60, 61] as the probe of $D_{\text{L}}(z)$. In [62], the authors explored the consistency of the CDDR using this combination of datasets, reporting hints at a potential deviation for it within $\sim 2\sigma$ confidence level, which the authors ascribed to possible tensions between SNe and BAO – or perhaps internal inconsistencies among the BAO data subsets.

Another possible explanation for this result relies on more exotic physical processes. In a recently proposed model, namely the minimally extended varying speed of light (meVSL) [63], we have $\tilde{c}(z) \propto (1+z)^{-b/4}$, which implies in a photon frequency shift that leads to a violation of the standard CDDR [64]. Therefore, our goal in this work is to test the validity of the CDDR by

probing $\eta(z)$ as a function of the redshift, where we adopt a combination of the aforementioned SN and BAO distance measurements to constrain the meVSL parameter b .

The paper is organized as follows: in section 2 we describe theoretical framework, in section 3 we present the observational data. In section 4 we detail the methodology deployed in our analysis, in section 5 we show our observational results, and in section 6 we provide our discussion and concluding remarks.

II. THEORETICAL FRAMEWORK

In this section we briefly review the main quantities of the above mentioned meVSL model by following [64]. The approach consists of assuming a flat Universe described by the Friedmann-Lemaître-Robertson-Walker (FLRW) metric and the reduced Hubble parameter can be written as

$$E^2 = \frac{H^2}{H_0^2} \equiv E^{(\text{GR})^2} a^{\frac{b}{2}}, \quad (2)$$

where a subscript 0 on each parameter denotes its value at the present epoch, H_0 is the present value of the Hubble parameter, i.e., the Hubble Constant, $\Omega_{i0} \equiv \rho_{i0}/\rho_{cr0}$ is the present mass density contrast of the i -component, ω is the dark energy equation of state, and b is a model parameter of meVSL which changes the speed of light as

$$\tilde{c}(z) = \tilde{c}_0(1+z)^{-\frac{b}{4}}, \quad (3)$$

where \tilde{c}_0 represents the current value of the speed of light, as measured in Earth laboratories.

The transverse comoving distance D_M is given by

$$D_M(z) = D_M^{(\text{GR})}(z) = D_C \equiv \frac{\tilde{c}_0}{H_0} \int_0^z \frac{dz'}{E^{(\text{GR})}(z')} = D_C^{\text{GR}}(z), \quad (4)$$

where the transverse comoving distance in the meVSL is the same as in GR. Consequently, the transverse comoving distance D_C in the meVSL is also equal to $D_M(z)$, since we are assuming a flat universe.

Moreover, still by following [64], we can obtain the relation between the luminosity distance and the transverse comoving distance as

$$D_L(z) = (1+z)^{1-\frac{b}{8}} D_M(z) = (1+z)^{2-\frac{b}{8}} D_A(z), \quad (5)$$

where $D_M(z) = (1+z)D_A(z)$ and hence the standard CDDR is modified in the meVSL model as follows

$$\eta(z) \equiv \frac{D_L}{D_A(1+z)^2} = (1+z)^{-\frac{b}{8}}. \quad (6)$$

In Eq. (6), b denotes the parameter that mediates the speed of light variation – see Eq. (3). So, by the same equation, any statistically significant departure of $b = 0$ would imply a violation of the CDDR and an evidence for a new physics. Therefore, we will constrain this parameter b through the CDDR by using cosmic observations and statistical methods that will be detailed as follows.

III. OBSERVATIONAL DATA

The latest SN compilation, namely the Pantheon+ and SH0ES data-set [60] (see also [61]), provides 1701 light curve measurements of 1550 distinct SN objects in the redshift interval $0.001 < z < 2.26$. Hence, we have 1701 measurements of SN apparent magnitudes, m_B , which can be combined with the determination of the SN absolute magnitude, M_B , in order to compute their luminosity distances according to

$$D_L(z) = 10^{\frac{m_B(z) - M_B - 25}{5}}. \quad (7)$$

where

$$M_B = -19.25 \pm 0.03, \quad (8)$$

as reported in [12]. Note that we will neglect the full covariance matrix of the SN apparent magnitude uncertainties for computational reasons.

As our probe of the angular diameter distance, we utilise measurements of the Baryon Acoustic Oscillations (BAO) obtained from the large-scale clustering of cosmic objects and measured by many different surveys, as presented below. Similarly to [62], we adopt two distinct BAO datasets, which consist of measurements of the anisotropic (three-dimensional) and transverse (two-dimensional) BAO signal, which we will hereafter refer to as 3D BAO and 2D BAO, respectively, as listed in Tables I (3D BAO) and II (2D BAO). Note that the 3D BAO subsample by DESI was updated to its most recent release, named DESI Y2 [50].

TABLE I. The 3D BAO data points used in this work.

Survey	z	D_A/r_d	References
DES Y6	0.85	10.58 ± 0.21	[59]
BOSS DR12	0.32	6.5986 ± 0.1337	[51]
BOSS DR12	0.57	9.389 ± 0.103	[51]
eBOSS DR16Q	1.48	12.18 ± 0.32	[52]
Ly α -F eBOSS DR16	2.334	$11.25^{+0.36}_{-0.33}$	[53]
LRG1 DESI Y2	0.51	8.998 ± 0.1375	[50]
LRG2 DESI Y2	0.71	10.144 ± 0.1376	[50]
LRG3+ELG1 DESI Y2	0.93	11.178 ± 0.1101	[50]
ELG2 DESI Y2	1.32	11.898 ± 0.2100	[50]
QSO DESI Y2	1.48	12.306 ± 0.4813	[50]
Ly α -F DESI Y2	2.33	11.708 ± 0.2909	[50]

TABLE II. The 2D BAO data points used in this work.

Survey	z	θ_{BAO} [deg]	References
SDSS DR12	0.110	19.8 ± 3.26	[58]
SDSS DR7	0.235	9.06 ± 0.23	[55]
SDSS DR7	0.365	6.33 ± 0.22	[55]
SDSS DR10	0.450	4.77 ± 0.17	[54]
SDSS DR10	0.470	5.02 ± 0.25	[54]
SDSS DR10	0.490	4.99 ± 0.21	[54]
SDSS DR10	0.510	4.81 ± 0.17	[54]
SDSS DR10	0.530	4.29 ± 0.30	[54]
SDSS DR10	0.550	4.25 ± 0.25	[54]
SDSS DR11	0.570	4.59 ± 0.36	[56]
SDSS DR11	0.590	4.39 ± 0.33	[56]
SDSS DR11	0.610	3.85 ± 0.31	[56]
SDSS DR11	0.630	3.90 ± 0.43	[56]
SDSS DR11	0.650	3.55 ± 0.16	[56]
DES Y6	0.850	2.932 ± 0.068	[59]
BOSS DR12Q	2.225	1.77 ± 0.31	[57]

IV. METHODOLOGY

Since we can use the comoving sound horizon at the drag epoch r_d as a cosmic standard ruler [11], galaxy surveys have been able to measure its angular scale as

$$\theta(z) = \frac{r_d}{D_M(z)} \quad (9)$$

at various redshifts. Because the transverse (2D) BAO data listed in Table II are given in terms of θ_{BAO} , we can convert it to angular diameter distance measurements using the following relation

$$D_A(z) = \frac{r_d}{(1+z)\theta_{\text{BAO}}} \quad (10)$$

and we can obtain their respective uncertainties through standard error propagation, given as follows,

$$\sigma_{D_A(z)}^2 = \left[\frac{r_d}{\theta_{\text{BAO}}^2(z)(1+z)} \right]^2 \sigma_{\theta_{\text{BAO}}(z)}^2 + \left[\frac{1}{\theta_{\text{BAO}}(z)(1+z)} \right]^2 \sigma_{r_d}^2. \quad (11)$$

As for the anisotropic (3D) BAO, we can obtain $D_A(z)$ by simply multiplying $D_A(z)/r_d$ by the value of r_d , so that their respective uncertainties read

$$\sigma_{D_A(z)}^2 = [r_d]^2 \sigma_{(D_A(z)/r_d)}^2 + \left[\frac{D_A(z)}{r_d} \right]^2 \sigma_{r_d}^2. \quad (12)$$

The sound horizon value adopted in this work, unless stated otherwise, consists on the best-fitted values from low- z cosmological probes (SNe and BAO) when assuming a H_0 prior from SH0ES (as of 2018 values and data), i.e., $r_d = 136.4 \pm 3.5 \text{Mpc}$ – see section 5.4 in [11]. We assume this value, rather than the Planck CMB's best fit ($r_d = 147.05 \pm 0.3 \text{Mpc}$), because the latter is not consistent with the implicit H_0 assumption we make when using the SN absolute magnitude value, as in Eq. (8), provided by Pantheon+ and SH0ES, which is $\sim 5\sigma$ confidence level away from the H_0 CMB measurement – see [65] for a recent discussion about this topic.

In order to probe the CDDR, we again recall the $\eta(z)$ function, defined as

$$\eta(z) = \frac{D_L(z)}{(1+z)^2 D_A(z)}, \quad (13)$$

whose error propagation yields

$$\sigma_{\eta(z)}^2 = \left[\frac{1}{(1+z)^2 D_A(z)} \right]^2 \sigma_{D_L(z)}^2 + \left[\frac{D_L(z)}{(1+z)^2 D_A^2(z)} \right]^2 \sigma_{D_A(z)}^2, \quad (14)$$

where the angular diameter distance uncertainties correspond to Eqs. (11) and (12) for the 2D and 3D BAO cases, respectively, whereas the luminosity distance uncertainty is given by

$$\sigma_{D_L(z)} = \frac{\log(10)}{5} 10^{\frac{m_B(z) - M_B - 25}{5}} \sigma_{m_B(z)}. \quad (15)$$

Nonetheless, in order to obtain $\eta(z)$, we need SN and BAO distance measurements in the exact same redshift, which is usually not available. We circumvent this problem by employing a Gaussian Process (GP) reconstruction using the well-known GAPP code [66] on the SN luminosity distance measurements $D_L(z)$. Thus, we can match D_L with D_A at the same redshift of the latter in a model-independent way, i.e., without prior assumptions on a cosmological model which could bias our analysis.

Then we can perform an interpolation across the SN data points, i.e., 2400 bins in the redshift range $0.1 < z < 2.5$, using the Squared Exponential kernel, to match their redshifts with those of the BAO measurements – and most importantly, without any prior assumption on the underlying cosmological model – to finally obtain $\eta(z)$.

The final step of our method is to estimate the meVSL parameter b . To accomplish this, we perform a χ^2 minimisation according to

$$\chi^2 = \sum_i \frac{[\eta_i(z) - (1 + z_i)^{-b/8}]^2}{\sigma_{\eta_i(z)}^2}, \quad (16)$$

for b assuming a flat prior at $-3 \leq b \leq 3$, and the index i denoting each $\eta(z)$ inference, i.e., number of BAO data points in the corresponding sample. It is worth noticing that, after the redshift matching procedure through GP previously described, we split the data into different sub-samples, specifically a sub-sample with the combination of the 2D+3D BAO data, a sub-sample with the 2D BAO data only and a sub-sample with the 3D BAO data only, as well as the 3D BAO (DESI) and 3D BAO (SDSS) ones, by the same fashion as in [62].

In addition, we perform another χ^2 test (for all those BAO subsamples) relative to the standard CDDR relation by means of

$$\chi^2 = \sum_i \frac{[\eta_i(z) - \eta_0]^2}{\sigma_{\eta_i(z)}^2}, \quad (17)$$

and we perform a comparison between the cases.

V. RESULTS

The $\eta(z)$ distribution of all points, as a function of the redshift, can be found in Figure 1. In the upper panel we show the whole distribution, where the blue points correspond to the combination of SNe and 3D BAO, and the red points correspond to the combination of SNe and 2D BAO. The zoom of the 3D results can be found in bottom panel of the same figure.

TABLE III. Best fit results for b , as in $\eta(z) = (1+z)^{-b/8}$. The first column displays the combination of data-sets, the second column provides the best-fitted values for b and their uncertainties in 1σ , the third column stands for the reduced χ^2 , named χ_ν^2 , and the fourth column gives their deviation from $b = 0$.

data-sets (SNe+)	$b \pm \sigma_b$	χ_ν^2	dev ($b = 0$)
2D+3D BAO	-0.100 ± 0.125	1.170	0.8σ
2D BAO	-0.911 ± 0.255	0.776	3.57σ
3D BAO	0.139 ± 0.145	0.565	0.96σ
3D BAO (DESI)	0.173 ± 0.174	0.587	0.99σ
3D BAO (SDSS)	0.268 ± 0.256	0.134	1.05σ

TABLE IV. Best fit results for η_0 , as in $\eta(z) = \eta_0 = \text{constant}$. The first column displays the combination of data-sets, the second column provides the best-fitted values for η_0 and their uncertainties in 1σ , the third column stands for the reduced χ^2 , named χ_ν^2 , and the fourth column gives their deviation from $\eta_0 = 1$.

data-sets (SNe+)	$\eta_0 \pm \sigma_{\eta_0}$	χ_ν^2	dev ($\eta_0 = 1$)
2D+3D BAO	1.016 ± 0.008	1.067	2.0σ
2D BAO	1.055 ± 0.014	0.637	3.93σ
3D BAO	0.993 ± 0.011	0.625	0.64σ
3D BAO (DESI)	0.988 ± 0.014	0.658	0.86σ
3D BAO (SDSS)	0.987 ± 0.018	0.339	0.72σ

In Table III we show the best fits and 1σ (second and third columns, respectively) deviation we found for the meVSL parameter b with respect to each sub-sample of BAO used (first column). As we can see in the third column the reduced χ^2 rely on an acceptable range, close to the unity. In the fourth column we can find the deviation of the best fit relative to the scenario where the CDDR is valid (i.e. $b = 0$). In almost all cases, the deviation is around 1σ , making the results completely compatible with the validity of the CDDR. The most discrepant deviation can be found for the sub-sample comprised only with the 2D data. This result is compatible with recent works as [62] that also shows some particular features when the angular BAO is used. In order to better address this question, further investigations will be performed in future works.

As mentioned in the previous section, we also performed the analysis by assuming a parametrisation of $\eta(z) = \eta_0$ and the results can be found in Table IV. We show the best fits and 1σ deviation with respect to each sub-sample of BAO used. We also can find the deviation of the best fit relative to the scenario where the CDDR is valid (i.e. $\eta_0 = 1$). Although the combination of 2D + 3D points is slightly deviating from the validity of the CDDR, the most discrepant deviation

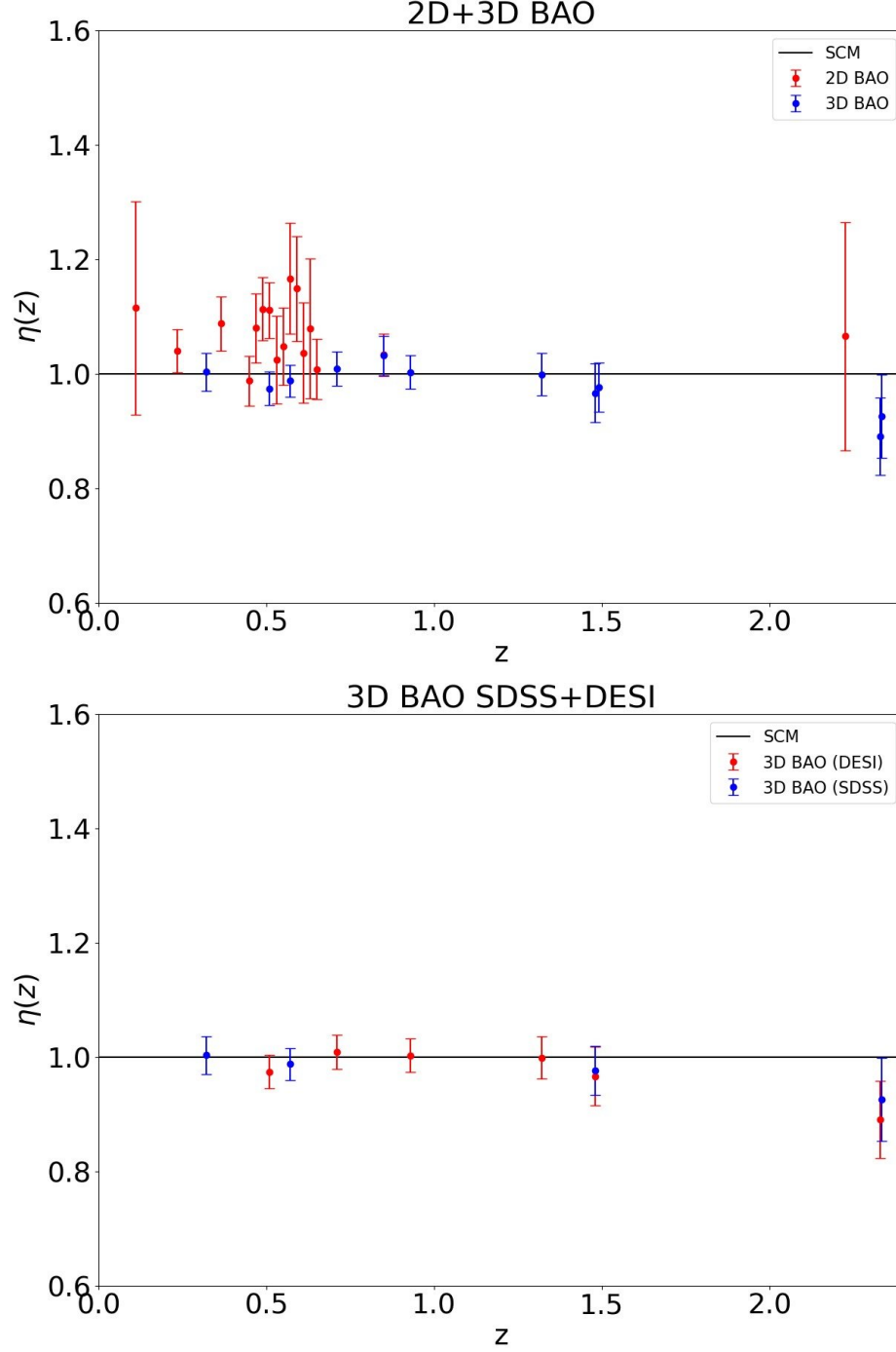


FIG. 1. *Upper panel:* $\eta(z)$ measurements at 2σ confidence level obtained from the Pantheon+ and SH0ES SNe with the joint BAO data (2D and 3D BAO), where the blue and red data points represent the SNe data combined with the 3D BAO and SNe with 2D BAO, respectively. The horizontal line represents the standard CDDR, i.e., $\eta(z) = 1$. *Lower panel:* $\eta(z)$ measurements at 2σ confidence level obtained from the Pantheon+ and SH0ES SNe with the 3D BAO only, where the blue and red data points represent the SNe data combined with the 3D BAO (SDSS) and SNe with 3D BAO (DESI), respectively. The horizontal line represents the standard CDDR, i.e., $\eta(z) = 1$.

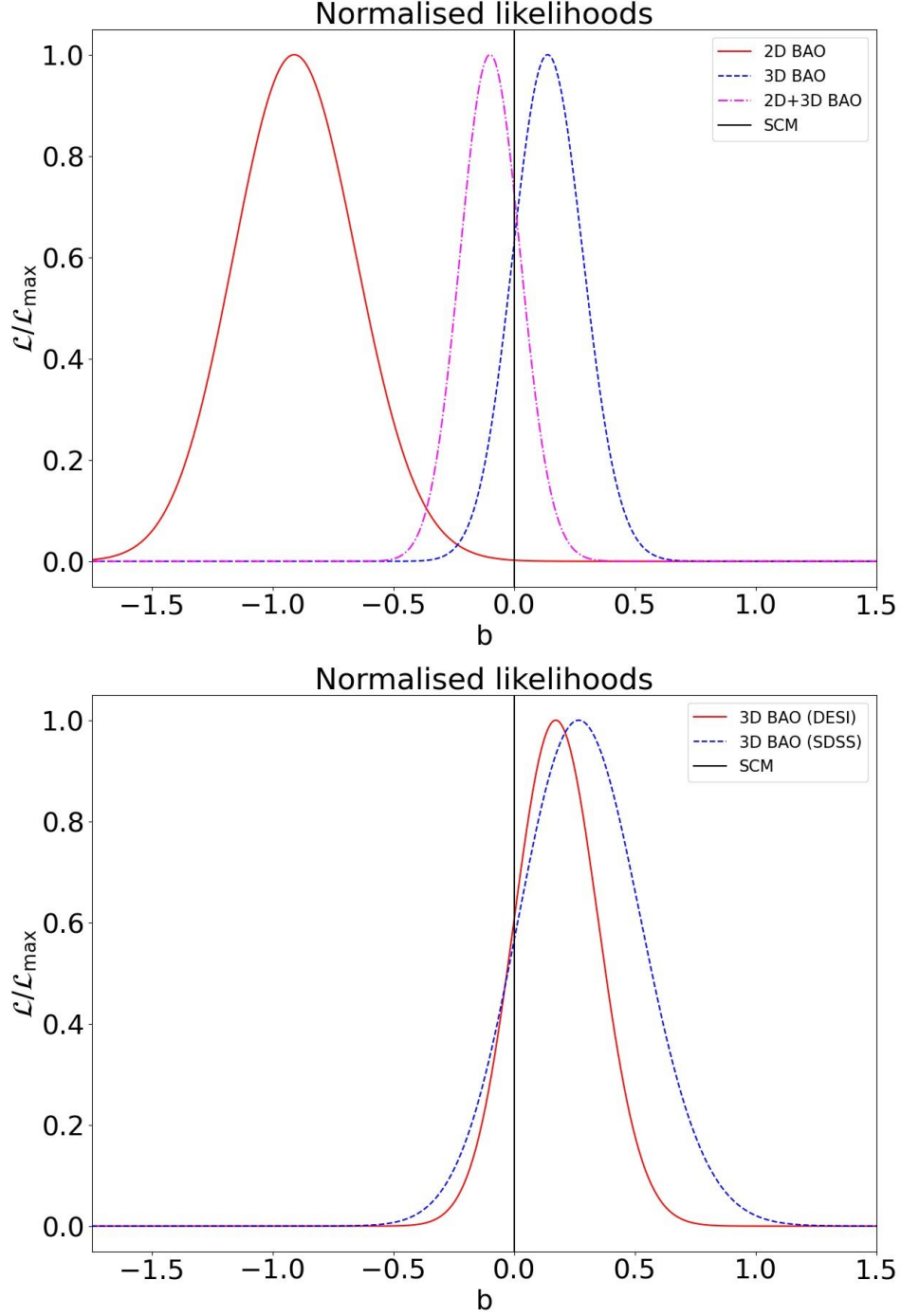


FIG. 2. The normalised likelihoods for the b parameter assuming SNe along with (*upper panel:*) 3D BAO (blue dashed line), 2D BAO (red continuous line), and 2D+3D BAO joint sample (magenta dashed-dotted line), (*lower panel:*) 3D BAO (SDSS, blue dashed line) and 2D BAO (DESI, red continuous line). The vertical line denotes the standard CDDR case, i.e., $b = 0$.

can also be found for the sub-sample comprised only with the 2D data. The correspond plots for each one of the previous analyses can be found in Figures 2 and 3.

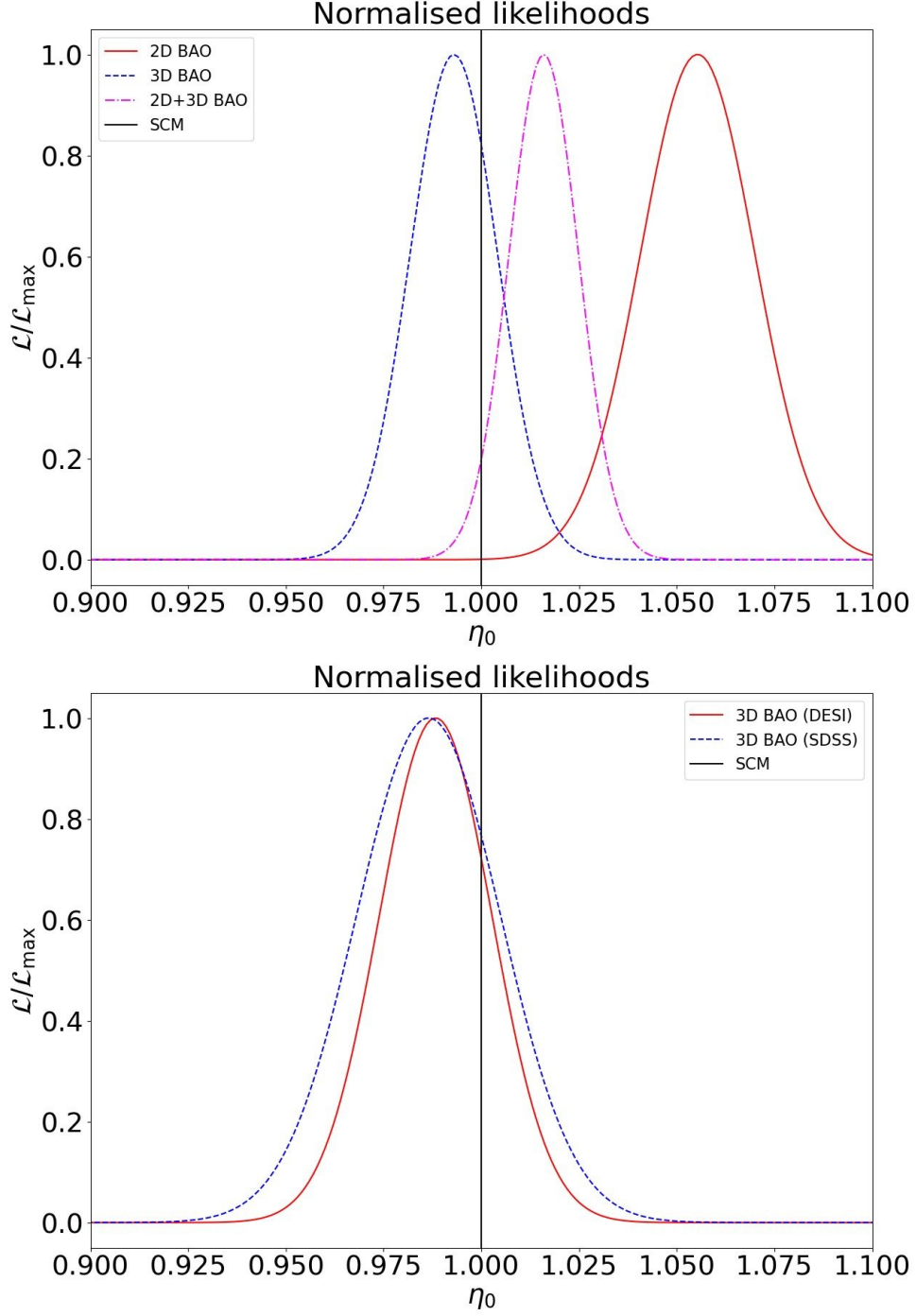


FIG. 3. The normalised likelihoods for the η_0 parameter assuming SNe along with (*upper panel:*) 3D BAO (blue dashed line), 2D BAO (red continuous line), and 2D+3D BAO joint sample (magenta dashed-dotted line), (*lower panel:*) 3D BAO (SDSS, blue dashed line) and 2D BAO (DESI, red continuous line). The vertical line denotes the standard CDDR case, i.e., $\eta_0 = 1.0$

VI. CONCLUSIONS

The cosmic distance duality relation (CDDR) is one of the fundamental relations in cosmology which plays a crucial role in astronomical observations. Any deviation from it indicates that either the spacetime is not described by a metric theory of gravity or new physics beyond the one we understand. Given the availability of new improved observational data with better precision, it is important to test this relation. SNe and BAO measurements can be considered effective observational data for testing CDDR, as they can provide precise measurements of the luminosity distance, $D_L(z)$, and angular diameter distance, $D_A(z)$, respectively.

In this work, we probe the cosmic distance duality relation (CDDR) by comparing angular diameter distance measurements, provided by the transverse (two-dimensional, 2D) and anisotropic (three-dimensional, 3D) baryon acoustic oscillations (BAO) data from SDSS and DESI, with luminosity distance measurements from the Pantheon+ and SH0ES type Ia Supernova (SNe) compilation. The Gaussian Process reconstruction is employed on the SN data to match the $D_L(z)$ from SNe with the redshifts of the $D_A(z)$ from BAO, so that we can compute $\eta(z)$ at each redshift where there is both data for SNe and BAO.

The function $\eta(z) \equiv D_L(z)(1+z)^{-2}/D_A(z) = 1$ is used to verify the possible deviation at any redshift, so we tested it using two approaches: on one hand we verify the the so-called minimally extended varying speed of light (meVSL) model, where the above relation is modified as $\eta(z) = (1+z)^{-b/8}$ and, on the other hand, we assume a simple constant function where $\eta(z) = \eta_0$, where the case $\eta_0 = 1$ recovers the standard CDDR.

In the first approach, we estimate the best-fit value for b through the maximum likelihood estimator, where we find no deviation of the standard CDDR relation, within 1σ confidence level, when considering SNe combined with any 3D BAO subsamples, either by DESI or SDSS, as well as considering SNe combined with the joint 2D and 3D BAO datasets. However, we find a $> 3\sigma$ confidence level deviation from the standard CDDR, in favour of a varying speed of light as in the meVSL framework, when these SNe are combined with the 2D BAO dataset.

In the second approach, we also verify the results for η_0 , and we found results with similar conclusions compared with the previous one. It means that while the 3D subsamples and the combination of 2D and 3D subsamples lead to a maximum of 2σ deviation, this deviation increases to $\sim 4\sigma$ when the 2D BAO data only is considered. Such results might be ascribed to unaccounted systematics in the 2D BAO, as well as internal inconsistencies between the 2D and 3D BAO datasets.

It is also worth to mention that the reduced χ^2 value obtained in this second approach is closer to the unity when compared to the meVSL in all cases that a 3D subsample is used. Therefore, the significance of the evidence for the meVSL model is reduced and future investigations can be pursued with other probes in order to expand the results found.

Acknowledgments: JS acknowledges financial support from Coordenação de Aperfeiçoamento de Pessoal de Nível Superior (CAPES). CB acknowledges financial support from Fundação à Pesquisa do Estado do Rio de Janeiro (FAPERJ) - Postdoc Recente Nota 10 (PDR10) fellowship. RSG thanks financial support from FAPERJ grant No. 260003/005977/2024 - APQ1.

-
- [1] A. G. Riess *et al.* [Supernova Search Team], “Observational evidence from supernovae for an accelerating universe and a cosmological constant,” *Astron. J.* **116** (1998), 1009-1038 [arXiv:astro-ph/9805201 [astro-ph]].
 - [2] S. Perlmutter *et al.* [Supernova Cosmology Project], “Measurements of Ω and Λ from 42 High Redshift Supernovae,” *Astrophys. J.* **517** (1999), 565-586 [arXiv:astro-ph/9812133 [astro-ph]].
 - [3] K. K. S. Wu, O. Lahav and M. J. Rees, “The large-scale smoothness of the Universe,” *Nature* **397** (1999), 225-230 [arXiv:astro-ph/9804062 [astro-ph]].
 - [4] C. Clarkson and R. Maartens, “Inhomogeneity and the foundations of concordance cosmology,” *Class. Quant. Grav.* **27** (2010), 124008 [arXiv:1005.2165 [astro-ph.CO]].
 - [5] R. Maartens, “Is the Universe homogeneous?,” *Phil. Trans. Roy. Soc. Lond. A* **369** (2011), 5115-5137 [arXiv:1104.1300 [astro-ph.CO]].
 - [6] C. Clarkson, “Establishing homogeneity of the universe in the shadow of dark energy,” *Comptes Rendus Physique* **13** (2012), 682-718 [arXiv:1204.5505 [astro-ph.CO]].
 - [7] T. Clifton, P. G. Ferreira, A. Padilla and C. Skordis, “Modified Gravity and Cosmology,” *Phys. Rept.* **513** (2012), 1-189 [arXiv:1106.2476 [astro-ph.CO]].
 - [8] C. M. Will, “The Confrontation between General Relativity and Experiment,” *Living Rev. Rel.* **17** (2014), 4 [arXiv:1403.7377 [gr-qc]].
 - [9] E. Berti, E. Barausse, V. Cardoso, L. Gualtieri, P. Pani, U. Sperhake, L. C. Stein, N. Wex, K. Yagi and T. Baker, *et al.* “Testing General Relativity with Present and Future Astrophysical Observations,” *Class. Quant. Grav.* **32** (2015), 243001 [arXiv:1501.07274 [gr-qc]].
 - [10] A. A. Coley and G. F. R. Ellis, “Theoretical Cosmology,” *Class. Quant. Grav.* **37** (2020) no.1, 013001 [arXiv:1909.05346 [gr-qc]].
 - [11] N. Aghanim *et al.* [Planck], “Planck 2018 results. VI. Cosmological parameters,” *Astron. Astrophys.* **641** (2020), A6 [erratum: *Astron. Astrophys.* **652** (2021), C4] [arXiv:1807.06209 [astro-ph.CO]].
 - [12] D. M. Scolnic *et al.* [Pan-STARRS1], “The Complete Light-curve Sample of Spectroscopically Confirmed SNe Ia from Pan-STARRS1 and Cosmological Constraints from the Combined Pantheon Sample,” *Astrophys. J.* **859** (2018) no.2, 101 [arXiv:1710.00845 [astro-ph.CO]].
 - [13] S. Alam *et al.* [eBOSS], “Completed SDSS-IV extended Baryon Oscillation Spectroscopic Survey: Cosmological implications from two decades of spectroscopic surveys at the Apache Point Observatory,” *Phys. Rev. D* **103** (2021) no.8, 083533 [arXiv:2007.08991 [astro-ph.CO]].
 - [14] C. Heymans, T. Tröster, M. Asgari, C. Blake, H. Hildebrandt, B. Joachimi, K. Kuijken, C. A. Lin, A. G. Sánchez and J. L. van den Busch, *et al.* “KiDS-1000 Cosmology: Multi-probe weak gravitational lensing and spectroscopic galaxy clustering constraints,” *Astron. Astrophys.* **646** (2021), A140 [arXiv:2007.15632 [astro-ph.CO]].
 - [15] T. M. C. Abbott *et al.* [DES], “Dark Energy Survey Year 3 results: Cosmological constraints from

- galaxy clustering and weak lensing,” *Phys. Rev. D* **105** (2022) no.2, 023520 [arXiv:2105.13549 [astro-ph.CO]].
- [16] L. F. Secco *et al.* [DES], “Dark Energy Survey Year 3 results: Cosmology from cosmic shear and robustness to modeling uncertainty,” *Phys. Rev. D* **105** (2022) no.2, 023515 [arXiv:2105.13544 [astro-ph.CO]].
- [17] S. Weinberg, “The Cosmological Constant Problem,” *Rev. Mod. Phys.* **61** (1989), 1-23
- [18] T. Padmanabhan, “Cosmological constant: The Weight of the vacuum,” *Phys. Rept.* **380** (2003), 235-320 [arXiv:hep-th/0212290 [hep-th]].
- [19] D. Baumann, “Primordial Cosmology,” *PoS TASI2017* (2018), 009 [arXiv:1807.03098 [hep-th]].
- [20] E. Di Valentino, L. A. Anchordoqui, O. Akarsu, Y. Ali-Haimoud, L. Amendola, N. Arendse, M. Asgari, M. Ballardini, S. Basilakos and E. Battistelli, *et al.* “Snowmass2021 - Letter of interest cosmology intertwined II: The hubble constant tension,” *Astropart. Phys.* **131** (2021), 102605 [arXiv:2008.11284 [astro-ph.CO]].
- [21] E. Di Valentino, L. A. Anchordoqui, Ö. Akarsu, Y. Ali-Haimoud, L. Amendola, N. Arendse, M. Asgari, M. Ballardini, S. Basilakos and E. Battistelli, *et al.* “Cosmology Intertwined III: $f\sigma_8$ and S_8 ,” *Astropart. Phys.* **131** (2021), 102604 [arXiv:2008.11285 [astro-ph.CO]].
- [22] E. Di Valentino, O. Mena, S. Pan, L. Visinelli, W. Yang, A. Melchiorri, D. F. Mota, A. G. Riess and J. Silk, “In the realm of the Hubble tension—a review of solutions,” *Class. Quant. Grav.* **38** (2021) no.15, 153001 [arXiv:2103.01183 [astro-ph.CO]].
- [23] A. G. Riess, W. Yuan, L. M. Macri, D. Scolnic, D. Brout, S. Casertano, D. O. Jones, Y. Murakami, L. Breuval and T. G. Brink, *et al.* “A Comprehensive Measurement of the Local Value of the Hubble Constant with $1 \text{ km s}^{-1} \text{ Mpc}^{-1}$ Uncertainty from the Hubble Space Telescope and the SH0ES Team,” *Astrophys. J. Lett.* **934** (2022) no.1, L7 [arXiv:2112.04510 [astro-ph.CO]].
- [24] P. Shah, P. Lemos and O. Lahav, “A buyer’s guide to the Hubble constant,” *Astron. Astrophys. Rev.* **29** (2021) no.1, 9 [arXiv:2109.01161 [astro-ph.CO]].
- [25] G. F. R. Ellis, “Relativistic Cosmology”, *Proc. Int. School Phys. Enrico Fermi*, R. K. Sachs (ed.), 104-182 (Academic Press: New York) 1971 reprinted in *GRG* **41**, 581 (2007);
- [26] C. Csaki, N. Kaloper and J. Terning, “Dimming supernovae without cosmic acceleration,” *Phys. Rev. Lett.* **88** (2002), 161302 [arXiv:hep-ph/0111311 [hep-ph]].
- [27] B. A. Bassett, “Cosmic acceleration vs axion - photon mixing,” *Astrophys. J.* **607** (2004), 661-664 [arXiv:astro-ph/0311495 [astro-ph]].
- [28] J. A. S. Lima, J. V. Cunha and V. T. Zanchin, “Deformed Distance Duality Relations and Supernovae Dimming,” *Astrophys. J. Lett.* **742** (2011), L26 [arXiv:1110.5065 [astro-ph.CO]].
- [29] F. P. Schuller and M. C. Werner, “Etherington’s Distance Duality with Birefringence,” *Universe* **3** (2017) no.3, 52 [arXiv:1707.01261 [gr-qc]].
- [30] J. Schneider, F. P. Schuller, N. Stritzelberger and F. Wolz, “Gravitational closure of weakly birefringent electrodynamics,” [arXiv:1708.03870 [hep-th]].

- [31] R. S. Gonçalves, S. Landau, J. S. Alcaniz and R. F. L. Holanda, “Variation in the fine-structure constant and the distance-duality relation,” *JCAP* **06** (2020), 036 [arXiv:1907.02118 [astro-ph.CO]].
- [32] K. Bora and S. Desai, “Constraints on variation of fine structure constant from joint SPT-SZ and XMM-Newton observations,” *JCAP* **02** (2021), 012 [arXiv:2008.10541 [astro-ph.CO]].
- [33] G. F. R. Ellis, “Note on Varying Speed of Light Cosmologies,” *Gen. Rel. Grav.* **39** (2007), 511-520 [arXiv:astro-ph/0703751 [astro-ph]].
- [34] J. P. Uzan, “Fundamental constants: from measurement to the universe, a window on gravitation and cosmology,” [arXiv:2410.07281 [astro-ph.CO]].
- [35] R. F. L. Holanda and V. C. Busti, “Probing cosmic opacity at high redshifts with gamma-ray bursts,” *Phys. Rev. D* **89** (2014) no.10, 103517 [arXiv:1402.2161 [astro-ph.CO]].
- [36] T. Yang, R. F. L. Holanda and B. Hu, “Constraints on the cosmic distance duality relation with simulated data of gravitational waves from the Einstein Telescope,” *Astropart. Phys.* **108** (2019), 57-62 [arXiv:1710.10929 [astro-ph.CO]].
- [37] J. Z. Qi, S. Cao, C. Zheng, Y. Pan, Z. Li, J. Li and T. Liu, “Testing the Etherington distance duality relation at higher redshifts: Combined radio quasar and gravitational wave data,” *Phys. Rev. D* **99** (2019) no.6, 063507 [arXiv:1902.01988 [astro-ph.CO]].
- [38] R. Arjona, H. N. Lin, S. Nesseris and L. Tang, “Machine learning forecasts of the cosmic distance duality relation with strongly lensed gravitational wave events,” *Phys. Rev. D* **103** (2021) no.10, 103513 [arXiv:2011.02718 [astro-ph.CO]].
- [39] G. F. R. Ellis, R. Poltis, J. P. Uzan and A. Weltman, “Blackness of the cosmic microwave background spectrum as a probe of the distance-duality relation,” *Phys. Rev. D* **87** (2013) no.10, 103530 [arXiv:1301.1312 [astro-ph.CO]].
- [40] B. A. Bassett and M. Kunz, “Cosmic distance-duality as a probe of exotic physics and acceleration,” *Phys. Rev. D* **69** (2004), 101305 [arXiv:astro-ph/0312443 [astro-ph]].
- [41] F. Renzi, N. B. Hogg, M. Martinelli and S. Nesseris, “Strongly lensed supernovae as a self-sufficient probe of the distance duality relation,” *Phys. Dark Univ.* **32** (2021), 100824 [arXiv:2010.04155 [astro-ph.CO]].
- [42] R. F. L. Holanda, R. S. Gonçalves and J. S. Alcaniz, “A test for cosmic distance duality,” *JCAP* **06** (2012), 022 [arXiv:1201.2378 [astro-ph.CO]].
- [43] R. F. L. Holanda, J. A. S. Lima and M. B. Ribeiro, “Testing the Distance-Duality Relation with Galaxy Clusters and Type Ia Supernovae,” *Astrophys. J. Lett.* **722** (2010), L233-L237 [arXiv:1005.4458 [astro-ph.CO]].
- [44] Z. Li, P. Wu and H. W. Yu, “Cosmological-model-independent tests for the distance-duality relation from Galaxy Clusters and Type Ia Supernova,” *Astrophys. J. Lett.* **729** (2011), L14 [arXiv:1101.5255 [astro-ph.CO]].
- [45] X. L. Meng, T. J. Zhang and H. Zhan, “Morphology of Galaxy Clusters: A Cosmological Model-Independent Test of the Cosmic Distance-Duality Relation,” *Astrophys. J.* **745** (2012), 98

- [arXiv:1104.2833 [astro-ph.CO]].
- [46] R. F. L. Holanda, J. A. S. Lima and M. B. Ribeiro, “Probing the Cosmic Distance Duality Relation with the Sunyaev-Zeldovich Effect, X-rays Observations and Supernovae Ia,” *Astron. Astrophys.* **538** (2012), A131 [arXiv:1104.3753 [astro-ph.CO]].
 - [47] R. S. Goncalves, R. F. L. Holanda and J. S. Alcaniz, “Testing the cosmic distance duality with X-ray gas mass fraction and supernovae data,” *Mon. Not. Roy. Astron. Soc.* **420** (2012), L43-L47 [arXiv:1109.2790 [astro-ph.CO]].
 - [48] X. Yang, H. R. Yu, Z. S. Zhang and T. J. Zhang, “An improved method to test the Distance–Duality relation,” *Astrophys. J. Lett.* **777** (2013), L24 [arXiv:1310.0869 [astro-ph.CO]].
 - [49] A. G. Adame *et al.* [DESI], “DESI 2024 VI: cosmological constraints from the measurements of baryon acoustic oscillations,” *JCAP* **02** (2025), 021 [arXiv:2404.03002 [astro-ph.CO]].
 - [50] M. Abdul Karim *et al.* [DESI], “DESI DR2 Results II: Measurements of Baryon Acoustic Oscillations and Cosmological Constraints,” [arXiv:2503.14738 [astro-ph.CO]].
 - [51] H. Gil-Marín, W. J. Percival, L. Verde, J. R. Brownstein, C. H. Chuang, F. S. Kitaura, S. A. Rodríguez-Torres and M. D. Olmstead, “The clustering of galaxies in the SDSS-III Baryon Oscillation Spectroscopic Survey: RSD measurement from the power spectrum and bispectrum of the DR12 BOSS galaxies,” *Mon. Not. Roy. Astron. Soc.* **465** (2017) no.2, 1757-1788 [arXiv:1606.00439 [astro-ph.CO]].
 - [52] J. Hou *et al.* [eBOSS], “The Completed SDSS-IV extended Baryon Oscillation Spectroscopic Survey: BAO and RSD measurements from anisotropic clustering analysis of the Quasar Sample in configuration space between redshift 0.8 and 2.2,” *Mon. Not. Roy. Astron. Soc.* **500** (2020) no.1, 1201-1221 [arXiv:2007.08998 [astro-ph.CO]].
 - [53] H. du Mas des Bourboux *et al.* [eBOSS], “The Completed SDSS-IV Extended Baryon Oscillation Spectroscopic Survey: Baryon Acoustic Oscillations with $\text{Ly}\alpha$ Forests,” *Astrophys. J.* **901** (2020) no.2, 153 [arXiv:2007.08995 [astro-ph.CO]].
 - [54] G. C. Carvalho, A. Bernui, M. Benetti, J. C. Carvalho and J. S. Alcaniz, “Baryon Acoustic Oscillations from the SDSS DR10 galaxies angular correlation function,” *Phys. Rev. D* **93** (2016) no.2, 023530 [arXiv:1507.08972 [astro-ph.CO]].
 - [55] J. S. Alcaniz, G. C. Carvalho, A. Bernui, J. C. Carvalho and M. Benetti, “Measuring baryon acoustic oscillations with angular two-point correlation function,” *Fundam. Theor. Phys.* **187** (2017), 11-19 [arXiv:1611.08458 [astro-ph.CO]].
 - [56] G. C. Carvalho, A. Bernui, M. Benetti, J. C. Carvalho, E. de Carvalho and J. S. Alcaniz, “The transverse baryonic acoustic scale from the SDSS DR11 galaxies,” *Astropart. Phys.* **119** (2020), 102432 [arXiv:1709.00271 [astro-ph.CO]].
 - [57] E. de Carvalho, A. Bernui, G. C. Carvalho, C. P. Novaes and H. S. Xavier, “Angular Baryon Acoustic Oscillation measure at $z = 2.225$ from the SDSS quasar survey,” *JCAP* **04** (2018), 064 [arXiv:1709.00113 [astro-ph.CO]].
 - [58] E. de Carvalho, A. Bernui, F. Avila, C. P. Novaes and J. P. Nogueira-Cavalcante, “BAO angular scale

- at $z_{\text{eff}} = 0.11$ with the SDSS blue galaxies,” *Astron. Astrophys.* **649** (2021), A20 [arXiv:2103.14121 [astro-ph.CO]].
- [59] T. M. C. Abbott *et al.* [DES], “Dark Energy Survey: A 2.1% measurement of the angular baryonic acoustic oscillation scale at redshift $z_{\text{eff}}=0.85$ from the final dataset,” *Phys. Rev. D* **110** (2024) no.6, 063515 [arXiv:2402.10696 [astro-ph.CO]].
- [60] D. Brout, D. Scolnic, B. Popovic, A. G. Riess, J. Zuntz, R. Kessler, A. Carr, T. M. Davis, S. Hinton and D. Jones, *et al.* “The Pantheon+ Analysis: Cosmological Constraints,” *Astrophys. J.* **938** (2022) no.2, 110 [arXiv:2202.04077 [astro-ph.CO]].
- [61] A. G. Riess, W. Yuan, L. M. Macri, D. Scolnic, D. Brout, S. Casertano, D. O. Jones, Y. Murakami, L. Breuval and T. G. Brink, *et al.* “A Comprehensive Measurement of the Local Value of the Hubble Constant with $1 \text{ km s}^{-1} \text{ Mpc}^{-1}$ Uncertainty from the Hubble Space Telescope and the SH0ES Team,” *Astrophys. J. Lett.* **934** (2022) no.1, L7 [arXiv:2112.04510 [astro-ph.CO]].
- [62] A. Favale, A. Gómez-Valent and M. Migliaccio, “Quantification of 2D vs 3D BAO tension using SNIa as a redshift interpolator and test of the Etherington relation,” *Phys. Lett. B* **858** (2024), 139027 [arXiv:2405.12142v1 [astro-ph.CO]].
- [63] S. Lee, “The minimally extended Varying Speed of Light (meVSL),” doi:10.1088/1475-7516/2021/08/054 [arXiv:2011.09274 [astro-ph.CO]].
- [64] S. Lee, “Cosmic distance duality as a probe of minimally extended varying speed of light,” [arXiv:2108.06043 [astro-ph.CO]].
- [65] F. Keil, S. Nesseris, I. Tutusaus and A. Blanchard, “Probing the Distance Duality Relation with Machine Learning and Recent Data,” [arXiv:2504.01750 [astro-ph.CO]].
- [66] M. Seikel, C. Clarkson and M. Smith, “Reconstruction of dark energy and expansion dynamics using Gaussian processes,” *JCAP* **06** (2012), 036 [arXiv:1204.2832 [astro-ph.CO]].