

# An Empirical Analysis of Vulnerability Detection Tools for Solidity Smart Contracts Using Line Level Manually Annotated Vulnerabilities

Francesco Salzano\* · Cosmo Kevin Antenucci · Simone Scalabrino · Giovanni Rosa · Rocco Oliveto · Remo Pareschi

Received: date / Accepted: date

**Abstract** The rapid adoption of blockchain technology highlighted the importance of ensuring the security of smart contracts due to their critical role in automated business logic execution on blockchain platforms. This paper provides an empirical evaluation of automated vulnerability analysis tools specifically designed for Solidity smart contracts. Leveraging the extensive SmartBugs 2.0 framework, which includes 20 analysis tools, we conducted a comprehensive assessment using an annotated dataset of 2,182 instances we manually annotated with line-level vulnerability labels. Our evaluation highlights the detection effectiveness of these tools in detecting various types of vulnerabilities, as categorized by the DASP TOP 10 taxonomy. We evaluated the effectiveness of a Large Language Model-based detection method on two

---

\* Corresponding Author

---

F. Salzano\*  
University of Molise, Italy  
E-mail: francesco.salzano@unimol.it

C. K. Antenucci  
University of Molise, Italy  
E-mail: c.antenucci2@studenti.unimol.it

S. Scalabrino  
University of Molise, Italy  
E-mail: simone.scalabrino@unimol.it

G. Rosa  
University of Molise, Italy  
E-mail: giovanni.rosa@unimol.it

R. Oliveto  
University of Molise, Italy  
E-mail: rocco.oliveto@unimol.it

R. Pareschi  
University of Molise, Italy  
E-mail: remo.pareschi@unimol.it

popular datasets. In this case, we obtained inconsistent results with the two datasets, showing unreliable detection when analyzing real-world smart contracts. Our study identifies significant variations in the accuracy and reliability of different tools and demonstrates the advantages of combining multiple detection methods to improve vulnerability identification. We identified a set of 3 tools that, combined, achieve up to 76.78% found vulnerabilities taking less than one minute to run, on average. This study contributes to the field by releasing the largest dataset of manually analyzed smart contracts with line-level vulnerability annotations and the empirical evaluation of the greatest number of tools to date.

**Keywords** Smart Contract engineering · Smart Contract vulnerabilities · Tools · Dataset · Detection

## 1 Introduction

Blockchain has been a disrupting technology in various fields since its introduction [25]. Smart Contracts (SCs) enabled the automated execution of business logic on Blockchains, responsible for handling high-stakes transactions. Such high stakes involve significant risks and potential losses, as exemplified by the *DAO* attack, which resulted in approximately \$60M in losses [28]. Thus, previous research has studied SC bugs, defects, and vulnerabilities, providing vast catalogs of vulnerable code that could lead to unintended events [7].

Detecting vulnerabilities has become increasingly crucial for preventing and mitigating risks. As a result, several studies have provided vulnerability analysis tools, like SmartBugs 2.0, which includes 20 tools [3]. Previous empirical review of 9 analysis tools showed that tools found vulnerabilities in 97% of 47k SCs [12] as almost the total of the analyzed contracts were tagged as vulnerable, suggesting low accuracy and a high false positive (FP) rate. As an outcome, developers often rely on manual vulnerability discovery processes [15].

The common practice adopted to assess the effectiveness of vulnerability detection tools provides for the use of labeled datasets [12, 18, 32]. However, most of such datasets, while quite large, are automatically labeled based on the outcomes of the tools, which are prone to high FPs. For this reason, previous studies [12, 19] aimed at releasing more reliable manually annotated datasets of SC vulnerabilities. However, datasets and evaluations on relevant dimension samples enriched with the manually assigned line of code level vulnerability labels are missing. Indeed, the work of Duriex et al. supplied the community with 142 SCs with line-level vulnerability tags [12], and the research of Kalra et al. provided 1,524 contract addresses with contract-level vulnerability labels [19]. Wang et al. demonstrated that tools have higher effectiveness when analyzing such contracts compared to results achieved with analysis carried out on real-world SCs [37], emphasizing the need to focus on detecting security issues in real-world SCs instead than toy benchmark SCs.

To motivate our study, we designed a survey to capture the utility perceived by developers regarding different granularity of vulnerability annotations. The results indicate a strong preference for line-of-code vulnerability labeling. Moreover, given that we focused on line-level detection our analysis provides more detail regarding the ability of the tools to point precisely the vulnerable code instructions. Indeed, a tool may spot the vulnerable function while pinpointing the wrong lines of code.

This paper aims to fill the gaps mentioned above by crafting a manually annotated dataset of 2,182 instances, involving three authors in manual analysis. These authors reported the lines and the respective vulnerability classes for each contract. When an evaluator posed as a label for a given SC stating the presence of no vulnerabilities, we double-checked the contract involving one more author. The same approach was followed when an evaluator posed labels different from the one(s) assigned in the manual evaluation of previous work [12, 19].

We used such a dataset to re-evaluate all the 20 analysis tools included in SmartBugs 2.0, excluding HoneyBadger as it is dedicated to finding Hon-ey-pots, which are not actual vulnerabilities; capturing performance metrics expressed in terms of average time required for each tool. In addition, we carried out an LLM-based detection evaluation that relies on ChatGPT-4o in which we compare our results at line-level granularity with those achieved by Chen et al. using SmartBugs Curated as a benchmark [6]. This dataset contains simple contracts with labeled vulnerabilities;

To get more insight into LLM reliability in SC vulnerability detection, we considered the states of Wang et al. that declared SmartBugs Curated contracts as simple SCs [37], intending to find out if LLMs vary their detection accuracy when changing the complexity of the targets. Thus, we evaluated the LLM-based approach on 400 real-world SCs reaching significantly worse results.

Finally, we searched for a combination of different tools that perform effectively in terms of found vulnerabilities out of manually tagged vulnerabilities. When providing results, given the arithmetic default check introduced in the Solidity 0.8.0 breaking changes, we consider two scenarios. In the former, namely, dealing with contracts with a Solidity version fixed at less than 0.8.0 detected arithmetic vulnerabilities must be counted. In the latter, we discard them relying on the default check of the Solidity compiler with a version equal to or greater than 0.8.0.

As it has been used in several studies [6, 12, 26], in this research, we consider the DASP TOP 10 as a taxonomy to classify the vulnerabilities that we manually found and to evaluate the detection ability of the evaluated tools.

Our study revealed significant disparities in the detection capabilities of various tools within SmartBugs 2.0. No single tool can identify all vulnerabilities listed in the DASP taxonomy. Notably, Osiris excelled in detecting arithmetic vulnerabilities, while Smartcheck was particularly adept at handling DOS issues. Solhint showed high capabilities in detecting Access Control, Unchecked Low Level Calls, and Bad Randomness, despite a high false

positive rate. Conkas and Slither proved most effective in different scenarios depending on the default arithmetic check. We found that an LLM-based approach exhibits a moderate average Recall (47.67%) when analyzing SmartBugs Curated SCs with security concerns with better precision than the Chen et al. study [6], in average. Meanwhile, detection effectiveness sharply decreases when analyzing real-world contracts.

Finally, we found that grouping tools in clusters on the back of their results and picking the best for each cluster demonstrated to be a scalable option to improve the number of detected vulnerabilities in terms of found vulnerabilities in the set of those we identified. We selected 3 tools in this way, which showed the capability of detecting 76.78% of the manually tagged security vulnerabilities.

The contributions of our work are the following:

- We defined and released the largest dataset of manually annotated SCs in terms of vulnerabilities;
- We re-evaluated 19 out 20 of the tools in SmartBugs 2.0 (plus an LLM) on our dataset and mapped their outcomes to DASP TOP 10 vulnerabilities;
- We evaluated ChatGPT-4o as a security vulnerability detector on two different datasets, highlighting differing results that highlighted a considerably lower detection accuracy on real-world SCs compared to contracts encompassed in the SmartBugs Curated dataset;
- We identified a combination of three tools (Conkas, Slither, and Smartcheck) that allowed us to detect the largest percentage of vulnerabilities in SCs with a limited overhead.

## 2 Background

To provide context for our study, this section reviews relevant concepts, tools, and methodologies related to SCs and their vulnerabilities.

### 2.1 Blockchain

The Blockchain is a self-governed, peer-to-peer network transaction system that enables secure operations without the need for a trusted intermediary [2]. Transactions are processed on a decentralized ledger made of sequential blocks that are linked to each other, maintaining an immutable connection to their predecessors and ensuring the integrity of the chain. Each block contains validated transactions that are processed according to consensus algorithms. This ledger is shared and replicated across the network, allowing all participants to read and write data, thereby providing transparent access to the stored information for every member of the network.

## 2.2 Smart Contracts

SCs are event-driven software replicated in identical copies across decentralized nodes, designed to automatically execute code when specific conditions are met [45]. The source codes of SCs are immutable. However, they can be made updateable using a proxy that routes calls to a new implementation while the original contract remains published on the blockchain, thereby preserving its immutability [4]. Once deployed, an SC is identifiable by its immutable address.

Users or other SCs can interact with SCs by invoking them through transactions. Nodes in the Blockchain network validate these transactions, and when a transaction is deemed valid, the result of executing the logic encoded in the SC is written to their local copy of the Blockchain. For inclusion in a block, nodes must execute this logic uniformly, ensuring that the stored data is irreversible due to the Blockchain's immutability. This means that if a transaction terminates unexpectedly, the outcome may not be reversible.

## 2.3 Ethereum and Gas

Ethereum is the second-largest blockchain after Bitcoin and the most widely adopted platform for SCs. It supports SC execution through the Ethereum Virtual Machine (EVM), which compiles SCs written in high-level languages into Ethereum bytecode, with Solidity representing the prevalent language [5, 45], sided by Vyper.

In Ethereum, gas serves as the unit for measuring the computational effort required for transactions and interactions within the network. SCs are executed by miners on their nodes, who are compensated with a certain amount of gas. This compensation is provided by users initiating transactions, each of which has a *gas limit* that defines the maximum allowable gas cost. The transaction will be reverted if the gas cost exceeds this limit, triggering an exception [7].

## 2.4 Etherscan

Etherscan is a widely used blockchain explorer tailored specifically for the Ethereum network. It enables users to search, analyze, and verify numerous elements, including transactions, smart contracts, addresses, tokens, and other on-chain activities. Serving as a public ledger interface, Etherscan enhances transparency within the decentralized Ethereum ecosystem. It is an essential tool for developers, researchers, and security analysts who rely on it to examine and validate contract interactions, gas fees, and transaction records.

Furthermore, such a blockchain explorer provides multiple APIs that grant access to blockchain data, eliminating the necessity for users to operate their own Ethereum nodes. These APIs encompass a variety of endpoints for retrieving information related to smart contracts, such as executed transactions, source codes, bytecodes, and Application Binary Interfaces.

## 2.5 Smart Contract Vulnerabilities

In this work, we refer to SC vulnerabilities considering the DASP TOP 10<sup>1</sup>, which is a taxonomy that encompasses the most recurrent weaknesses that we describe below.

- **Reentrancy**: Contracts can be recursively called by external contracts before state updates, causing inconsistent states.
- **Access Control**: Inadequate function authorization allows unauthorized access to private values or functions.
- **Arithmetic**: Fixed-dimension variables can overflow or underflow, compromising reliability.
- **Unchecked Low Level Calls**: Low-level calls, such as `send()`, `call()`, and `delegatecall()` do not propagate errors, potentially leading to undesirable outcomes.
- **Denial of Service**: Excessive gas usage can revert transactions.
- **Bad Randomness**: Predictable randomness sources in Solidity can be exploited.
- **Front Running**: Attackers can reorder transactions to their advantage.
- **Time Manipulation**: Miners can manipulate time-dependent conditions.
- **Short Address**: Shorter arguments are padded to 32 bytes, allowing data manipulation.
- **Unknowns**: Encompasses yet undiscovered vulnerabilities.

## 2.6 Smart Contract Vulnerability Detection Tools

SC analysis tools include Static and Dynamic Analysis, Formal Verification, and AI-based detection instruments [20], as detailed below:

- **Static Analysis Tools**: Instruments that execute a static code examination, detecting vulnerabilities without running the contract [13].
- **Dynamic Analysis Tools**: Analysis tools and fuzzers that emulate contract interactions to reveal vulnerabilities [27].
- **Formal Verification Tools**: Although these tools are less frequently utilized due to their complexity, they mathematically verify the contract's properties [24].
- **AI-based Detection Tools**: AI-based detection tools use artificial intelligence techniques to identify vulnerabilities in SCs. These tools can learn from large datasets of contracts to detect patterns that may indicate security issues [44].

## 3 Related Work

This section supplies an overview of existing literature and methodologies related to vulnerability detection. To gather related work, we searched for "smart

---

<sup>1</sup> <https://dasp.co/>

contract AND vulnerability AND detection,” focusing on software engineering papers with available PDFs.

One of the most influential studies has been conducted by Duriex et al., who empirically evaluated 47,587 SCs with analysis tools, suggesting an elevated ratio of FP and False Negative (FN) [12]. They made such analysis leveraging SmartBugs [14], at its 1.0 version that aggregates 9 SC vulnerability analysis tools. In such a work, they considered the DAPS TOP 10 classes to establish the set of vulnerabilities. Alongside their empirical evaluation, they provided a dataset of manually annotated vulnerable SCs composed of 69 instances, while the other dataset; the one with 47K SCs, was not manually evaluated. SmartBugs received updates, including more analysis tools, since its 2.0 version, also increasing the sample of manually annotated vulnerable contracts to 142 [3].

Indeed, several detection tools, based on static analysis and fuzzing, were proposed in the current literature, and some of these research supplied labeled vulnerable SC datasets. Feist et al. presented Slither, an analysis tool dedicated to SCs vulnerability detection [13]. During the evaluation, the authors compared Slither with Solhint, Securify, and SmartCheck carrying out two experiments. The first concerned two famous contracts vulnerable to reentrancy, the second was performed on the 1,000 most used contracts, in this phase, the authors manually reviewed a random sample of 50 SCs. Tsankov et al. developed Securify, a security analyzer for Solidity SCs [36], to validate the tool they manually inspected the results on a dataset composed of 100 SCs. SmartCheck is a static analysis tool proposed by Tikhomirov et al., they evaluated it by comparing the tools with others, setting a case study based on three contracts [34]. Torres et al. presented Osiris, a symbolic execution tool capable of detecting arithmetic bugs in EVM bytecode [35]. To evaluate their analysis, they reused the dataset provided by Kalra et al. while proposing ZEUS [19].

The latter team manually evaluated 1,524 contracts considering vulnerabilities included in 5 categories of the DASP TOP 10, however, details on how they evaluated their results are missing. They built their dataset by periodically scraping Etherscan, Etherchain and EtherCamp. Nevertheless, given that ZEUS translates smart contracts to the low-level intermediate language (LLVM) framework, such a work did not provide fine-grained information on the analyzed vulnerabilities, such as the location and the cause. Moreover, the tool is not available to replicate results. Replicating previous studies is a valuable way to provide information and delve deeper into specific points. In this sense, considering the sample extracted from SmartBugs Results, we replicated and extended a part of the study of Duriex et al. [12], as they ran 9 tools (including HoneyBadger). In our study, we employed 19 tools and we compared their results with a manually evaluated ground truth, providing reliable and valuable insights into the accuracy obtained by each tool.

Li et al. evaluated 8 static analyzers for SCs to detect vulnerabilities using a set of 788 contracts, finding that vulnerabilities different from Unchecked Low Level Calls and Reentrancy are more difficult to find by the evaluated tools [21]. They evaluated the analyzers considering function-level and a valuable

fine-grained taxonomy was defined in such research. We assessed the detection ability of 11 more tools with a more fine-grained granularity releasing the widest dataset with line-level.

Nguyen et al. presented MANDO-HGT, a framework dedicated to detecting SC vulnerabilities included in the DASP taxonomy [26]. Their framework works with both the source code and bytecode of SCs and defines the contract’s control flow and function-call information. This framework uses transformers to detect security issues at either the contract-level or the more fine-grained line of code level. They compared their line-level detection approach with six tools that we evaluated, namely, Slither, Manticore, Securify, Oyente, Mythril, and Smartcheck. Still, here there is a high amount of false positives that affect tools’ results. Moreover, they considered as contracts without security concerns, SCs for which 11 detection tools did not find any vulnerabilities. In this scenario, our results prove that tools often fail with some class of vulnerabilities, even some improvements compared with the study of Duriex et al. [12], which found that tools were not able to detect short address and bad randomness. In their work, they mentioned that they verified the labels for 423 vulnerable and 2,742 clean SCs, but details on such verification are missing. In contrast, we evaluated 19 tools (plus an LLM-based approach comparing their results on manual labels we assigned without relying on detectors’ outputs that could introduce errors in the labeling phase.

Recent advancements include LLM-powered vulnerability scanners dedicated to SC analysis like GptScan, an innovative tool that identifies logic vulnerabilities, which are flaws intricately related to the business logic in SCs using Large Language Models [33]. Xiao et al. conducted an evaluation of 5 different LLMs demonstrating that well-designed prompts are able to reduce the false positive rate of about 60%. Their research focused on 6 types of vulnerabilities, namely, reentrancy, DOS, access control, arithmetic, manipulated price, and oracle issues [40]. Hu et al. proposed GPTLens, a framework to enhance smart contract vulnerability detection using LLMs by performing two-stage detection based on generation and discrimination, respectively [16]. In the first stage, the framework generates diverse vulnerability hypotheses, while in the second phase assesses the validity of identified vulnerabilities with the goal of reducing FPs. These authors evaluated GPTLens on 13 real-world SCs. Chen et al. used ChatGPT 3.5; 4o and 4 to detect DASP vulnerabilities present in the SmartBugs Curated dataset. They fed the models with a prompt optimized by ChatGPT, and the results they obtained show that on such datasets ChatGPT demonstrated a high Recall with a low Precision [6]. In our study, we evaluated a similar approach to evaluate ChatGPT-4o as a line-level vulnerability identifier. In this sense, we assessed the fine-grained effectiveness of ChatGPT-4o at line-level, providing insights into the variability of such effectiveness obtained by analyzing SCs from different datasets with different complexity and with or without vulnerability labels in the code hosted in public repositories.

Ibba et al. introduced a dataset of approximately 50,000 Solidity SCs, which includes both contract metrics and vulnerability data identified us-



ing the Slither static analysis tool [18]. Zheng et al. developed two datasets, namely, DAPPSCAN-SOURCE and DAPPSCAN-BYTECODE, which comprised 39,904 Solidity files and 6,665 compiled SCs, respectively [41]. A total of seven state-of-the-art SC weakness detection tools are evaluated in this study on data sources coming from 1,199 open-source audit reports. Based on such labels they performed a file-level evaluation.

Wang et al. proposed a new tool named *ReEP* dedicated to Reentrancy detection; existing tools for detecting reentrancy vulnerabilities have high false positive rates and can improve the precision of vulnerability detection up to 83.6% [38]. To evaluate *ReEP*, the authors used two datasets, the first one comprises 34 contracts being confirmed, and the latter is the SmartBugs Curated dataset. Reentrancy attack detection has been deeply seen in research, the work of Sendner et al. is focused on that [31]. They used the SmartBugs dataset, annotating a 14k dataset considering only reentrancy bug using as a foundation SmartBugs dataset. For each contract, they manually inspected the source code containing the three subtype functions (send, call, transfer). Their assessment focused on determining whether a state change occurred after the transfer of funds and whether reentrancy occurred. However, in this scenario, reentrancy is mitigated even if a modifier or a lock is used [43].

Wu et al. created a benchmark of 2,000 SCs from different sources to evaluate SC fuzzers [39], without formalizing the granularity of vulnerability labels, we tried to obtain this information by consulting their replication package, but it seems that the link to *terabox* with their benchmark is expired. The reviewed studies evaluated vulnerabilities without considering a wide dataset overcoming the function-level granularity vulnerability annotation. Thus, the lack of evaluations based on line-level posed vulnerabilities brings novelty to our study.

## 4 Motivating Study: Survey

Previous studies evaluating SC vulnerability detection tools focused on assessing detection effectiveness at the contract or function level. Findings indicate that most vulnerabilities are located in one line [42]. For this reason, to investigate the perceived value of different levels of detection granularity, we conducted the motivating study presented in this Section.

### 4.1 Survey Design

The questionnaire begins by giving the respondent a summary of its content and stating that answers can only be modified before submission. To protect privacy, we did not collect any personal data or email addresses from the respondents. It aims to gather insights from developers and researchers regarding their experiences with Smart Contracts written in Solidity, with a specific focus on identifying and fixing vulnerabilities. We conducted such a survey via

Google Forms using convenience sampling, reaching out to researchers affiliated with other institutes, professionals employed in AstraKode<sup>2</sup>, which is an enterprise focusing its business on blockchain, and the official Solidity Gitter. Survey answers and a notebook to get the survey results are included in our replication package [29]. The first three binary (Yes/No) questions explore the participants’ level of experience in writing Smart Contracts, as well as identifying and resolving vulnerabilities.

The last three questions, based on Likert scales, assess the respondents’ opinions on the usefulness of different levels of vulnerability labeling: at the file level, function level, and line-of-code level. Table 1 lists the posed question (Qs):

Questions
<b>Q1:</b> Have you ever written a Smart Contract in Solidity for a software project?
<b>Q2:</b> Have you ever identified a vulnerability in your own or others’ Solidity code?
<b>Q3:</b> Have you ever fixed a vulnerability in a Smart Contract written in Solidity?
<b>Q4:</b> How useful do you think it is to have a Smart Contract labeled at the file level with a given type of vulnerability?
<b>Q5:</b> How useful do you think it is to have a Smart Contract labeled at the function level with a given type of vulnerability?
<b>Q6:</b> How useful do you think it is to have a Smart Contract labeled at the line of code level with a given type of vulnerability?

Table 1: Questions of the survey.

## 4.2 Survey Results

We received a total of 65 responses. Table 2 summarizes the questions regarding smart contract experience. We excluded all responses that answered ”No” to the first three questions, resulting in the removal of three respondents’ answers. Thus, Table 3 shows respondents’ perceptions of the usefulness of labeling vulnerabilities at different levels of granularity in Smart Contracts, with most favoring fine-grained, line-level labeling (Q6), followed by function-level (Q5), and file-level (Q4) labeling. Survey results indicate a strong preference for line-of-code vulnerability annotations, as they may allow developers to locate and resolve issues efficiently, motivating our study.

## 5 Study Design

The *goal* of the study we propose is to evaluate vulnerability detection tools dedicated to analyzing Solidity SCs, comparing their results with a dataset of manually analyzed SCs extracted from datasets available in the literature.

<sup>2</sup> <https://www.smau.it/partners/astrakode>

Question	Yes (%)	No (%)
<b>Q1:</b> Smart Contract Writing	86.2	13.8
<b>Q2:</b> Vulnerability Identification	73.8	26.2
<b>Q3:</b> Vulnerability Fixing	66.2	33.8

Table 2: Responses to Solidity-related experience questions.

Question	1 (%)	2 (%)	3 (%)	4 (%)	5 (%)
<b>Q4:</b> Utility of Contract-level annotations	9.7	25.8	24.2	30.6	9.7
<b>Q5:</b> Utility of Function-level annotations	1.6	1.5	22.6	53.2	21.0
<b>Q6:</b> Utility of Line-level annotations	1.6	0.0	11.3	19.4	67.7

Table 3: Responses to questions on vulnerability labeling granularity considering the Likert scale.

The *perspective* is the one of researchers who are interested in understanding what are the best tools to identify SC vulnerabilities. Our work is guided by the following research questions:

- **RQ<sub>1</sub>:** How reliable are state-of-the-art tools in detecting vulnerabilities in Smart Contracts?
- **RQ<sub>2</sub>:** To what extent does ChatGPT’s effectiveness in detecting vulnerabilities differ between simple benchmark contracts and real-world cases?
- **RQ<sub>3</sub>:** What is the best combination of tools to use to detect most Smart Contract vulnerabilities?

## 5.1 Study Context

The context of our study is represented by samples of the dataset introduced by Duriex et al., [12] and Kalra et al. [19]. The former consists of about 47K SCs collected from the Ethereum Blockchain, encompassing contracts deployed since about 2018, and 142 manually annotated vulnerable contracts. In detail, each instance of the contract in this dataset has the results of each of the 9 analysis tools incorporated in SmartBugs. To the best of our knowledge, this dataset is the largest of those we found in the literature with this number of run tools against it. The dataset by Kalra et al. provides the addresses of 1,524 SCs alongside labeled vulnerability at contract level [19].

Other works, such as the one presented by Huang et al. [17] claimed to have greater datasets. However, the data is not publicly available. Despite our request for access to the authors, we received no response.

To classify vulnerabilities in our research we use the DASP TOP 10 taxonomy. We motivate this choice due to the popularity of such a taxonomy, as it has been used in several studies [6, 12, 26]. In addition, this choice enables us to compare our results with those reached in the work of Durieux et al.

and Chen et al. [6, 12] since this comparison could provide insights into the accuracy of the tools.

Below, we describe the procedure we used to collect Smart Contracts to consider in our dataset.

### 5.1.1 Selecting the Sources.

We considered three sources to build our dataset: the dataset provided by Durieux et al. [12], the one by Kalra et al. [19], and SmartBugs Curated. As for the former, we took into account the whole dataset of 47,587 instances on which Durieux et al. [12] ran vulnerability detection tools to compare them. The selection criterion for datasets was to use the most cited ones from A\* venues, and we gave a special focus on ZEUS due to its claim of zero false negatives [19]. Manually analyzing all such instances would have been unfeasible. Therefore, we extracted a stratified sample, where each stratum is constituted by an SC vulnerability category of the DASP TOP 10.

We acquired information about the vulnerabilities affecting each Smart Contract by relying on the output of the tools provided in this dataset. Specifically, for a given SC, we say it is (probably) affected by a vulnerability  $v$  if at least two tools detected such a vulnerability for it. Notice that this step served solely to extract a stratified sample as explained as follows. Duplicates based on the address column are removed. Finally, stratified sampling is performed to obtain a subset of 2,737 records while maintaining the original distribution of vulnerability categories.

Table 4 summarizes the number of instances per vulnerability in the studied sample. A contract could have more than one kind of vulnerability. Moreover, according to the label assigned through this process, this sample does not contain instances vulnerable to Bad Randomness, Front Running, Short Addresses, and for obvious reasons, Unknown vulnerabilities. This suggests that detection tools struggle to detect such vulnerabilities, as there were no instances that have been marked as vulnerable to these threats by at least two tools, even though we found some instances of these during the manual analysis.

One of the tools considered in SmartBugs, HoneyBadger is not meant to find vulnerabilities, rather it finds Honeypots, which are contracts that appear to have an obvious flaw that is not an actual vulnerability. Therefore, we considered contracts tagged as vulnerable by HoneyBadger as FPs, and thus, we have not considered as vulnerable even more than one tool marked them as not secure. In our sample, 6 contracts were tagged as honeypots.

Vulnerability	Number
Arithmetic	2510
Denial of Service	254
Reentrancy	570
Unchecked Low Level Calls	108
Time Manipulation	87
Access Control	65

Table 4: Number of Vulnerabilities for each DASP class according to the described pre-labeling strategy.

The second source we consider is the dataset provided by Kalra et al. [19]. The authors did not provide the line of code of the source code, nor the source code itself. Thus, we used the address contained in their dataset to obtain the source code by leveraging Etherscan API, which returns the source code associated with a given SC address. Then, we analyzed these SCs to tag the vulnerable line of code joining these instances to our dataset.

We considered only the SCs having their code available on the blockchain (i.e., for which the previously-mentioned API returns a valid Solidity SC). We made this choice to ensure that we analyze the unchanged code of a specific contract. Starting from 1,524 SCs contained in the dataset of Kalra et al., we obtained 538 valid SCs according to our selection criteria. Some of such contracts (231) were labeled as *safe*, while the remainder 307 as *unsafe*.

Finally, the third source we kept into account is SmartBugs Curated<sup>3</sup>, a labeled dataset composed of 142 manually annotated vulnerable contracts.

#### 5.1.2 Source Code Collection.

The instances that compose the SmartBugs Results and Curated datasets come with the entire source code, thus we used it. Conversely, the available dataset from ZEUS provides only the address of each analyzed contract. To get the source code, we used an Etherscan API available at the following URL: `https://api.etherscan.io/api?module=contract&action=getsourcecode&address={contract_address}&apikey={api_key}` which return the source code of a SC deployed on Ethereum given a certain address. This approach ensures the reliability of the obtained data as SCs deployed on the blockchain are immutable, thus, the retrieved source code is the same as the code evaluated by Kalra et al. in their work [19].

#### 5.1.3 Bytecode Collection.

Some tools work on compiled SCs. In most cases, we have the address of the compiled SCs (e.g., for the SCs collected from the dataset by Kalra et al. and SmartBugs Results [12,19]), while in others we only have the source code (e.g.,

<sup>3</sup> <https://github.com/smartbugs/smartbugs-curated>

some SCs from the SmartBugs Curated Dataset). In the first case, namely when the address of the contract is available in the original datasets, in order to ensure obtaining the bytecode associated with a given source code in the most reliable way, we used two Etherscan APIs.

The first one is available to the following URL: `https://api.etherscan.io/api?module=account&action=txlist&address={contract_address}&startblock=0&endblock=99999999&sort=asc&apikey={api_key}`

As a response, it returns the list of transactions performed by an address, from the first block, and sorted in ascendant mode. For each contract, the first transaction stands as the deploy transaction, which among several other data, contains the bytecode. To get the bytecode, we extracted the hash of the first transaction and sent it as an input of the second API, which can be accessed at the following URL: `https://api.etherscan.io/api?module=proxy&action=eth_getTransactionByHash&txhash={tx_hash}&apikey={api_key}`

This API returns the information about a transaction with a defined transaction hash, a subset of such information is illustrated in Listing 1.

```

1 {
2   "result": [
3     {
4       "blockNumber": "5971135",
5       "blockHash": "0xc787e7516d0d1f2699b1170475abc019500fd815313b332031df0f0f3
6       c2d81e4",
7       "timeStamp": "1531691866",
8       "hash": "0x3fcf3d2f0780f729577b71417a853b021feac033ee7199b32ae5f9feb52de5
9       90",
10      "nonce": "0",
11      "transactionIndex": "69",
12      "from": "0xf1b1747760b0a0ea0683243a44542873148b0b85",
13      "to": "",
14      "value": "0",
15      "gas": "426978",
16      "gasPrice": "7100000001",
17      "input": "0x6060604052670de0b6b3a764000060015560028054600160a060020a03191
18      6730486cf65a2f2f3a392cbea398afb7f5f0b72ff46179055341561004157600080fd5b610
        3eb806100506000396000..."
    }
  ]
}
```

Listing 1: A subset of the information return by the `getTransactionByHash` Etherscan API.

The input property of the result object returned in this response represents the *creator\_code* which contains the bytecode of the contract after the starting *Ox*, that we used to carry out the analysis.

Some instances of SmartBugs Curated contracts come with only the assigned contract name (i.e. `FibonacciBalance.sol`); to use the above-mentioned APIs the address is mandatory, therefore, we used the `solcx` library<sup>4</sup>, a Python wrapper for the Solidity compiler to generate the bytecode. The script reads

<sup>4</sup> <https://pypi.org/project/py-solc-x/>

the contract’s source code and compiles it based on the required Solidity version, as specified in the *pragma declaration* line. This ensures that the correct compiler version guarantees compatibility and consistency in compilation results. To ensure reliability, we compared 50 solcx-compiled bytecodes with their blockchain counterparts, confirming equivalence.

The overall workflow to obtain the bytecode in both the described scenarios is depicted in Figure 1.

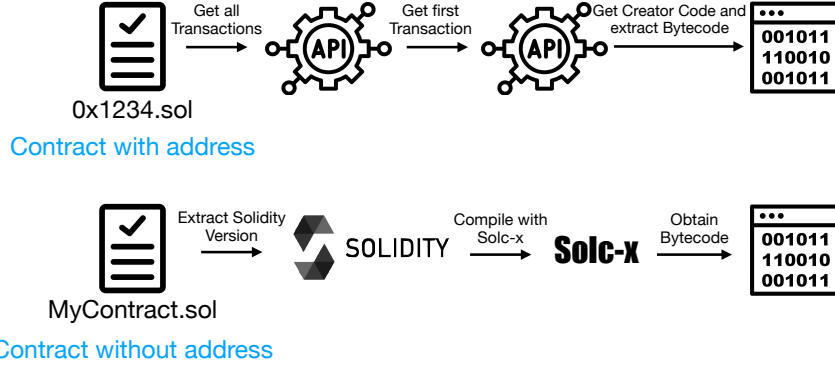


Fig. 1: Process followed to obtain the Bytecode for contract with and without the address.

## 5.2 Experimental Procedure

This Section provides an overview of the methodology used to conduct the experiments.

### 5.2.1 Smart Contract Vulnerabilities Tagging.

To assist us in creating a high-quality dataset through manually examining SC Vulnerability we cloned *labeling-machine* from emadpres’s GitHub<sup>5</sup>. The system provided in this repository allows researchers to label artifacts with minimal effort. We customized the web application to meet our specific requirements. In addition to the tag input value, we added input tags to insert the vulnerable lines, the discovered vulnerabilities, and why a selected line of code is susceptible to a specific vulnerability. The web app presents each new contract to be analyzed randomly. We stopped our analysis upon reaching 1,500 instances, deeming this number, combined with instances from other sources, sufficient for meaningful analysis, without any other significance.

<sup>5</sup> <https://github.com/emadpres/labeling-machine>

We labeled vulnerabilities based on domain expertise and literature evidence [7, 43], and a set of guidelines we gathered while conducting a previous work [30]. Taken together these guidelines stand as a set of rules and codebooks we followed to identify the labeled vulnerabilities.

The entire vulnerability tagging process has been conducted without relying on tools, some lines were vulnerable to two vulnerabilities, for instance, to Reentrancy and Unchecked return values for low level calls. Three validators participated, namely, two researchers and one blockchain practitioner.

After deploying the web application, evaluators identified and tagged vulnerabilities in the samples of interest. When evaluating the stratified sample extracted from SmartBugs Results, if an evaluator tagged an SC as vulnerable and provided the lines of code containing the vulnerability and why it is not secure, we considered a single manual evaluation as sufficient.

On the other hand, whenever an evaluator states that the given SC is not vulnerable, such an instance requests a double validation performed by another author. In detailing this step, we followed the subsequent validation design; if both authors stated that an SC is not vulnerable, we considered it not vulnerable. Conversely, we accepted the evaluation that claimed the instance is not secure if the reasons are provided and the given instance was tagged as vulnerable in the context of the work from which the instance has been extracted. After the tagging of each instance, the following one is chosen randomly.

When analyzing SmartBugs Curated and the dataset by Kalra et al., we used a different approach due to the manual evaluation already performed on the Kalra et al. and the SmartBugs Curated dataset. If the evaluator identifies a vulnerability differently from the original authors, we ask a double-check to another author. We did not calculate the agreement level to avoid extra effort in considering the order of individual annotations, given that 2 or more vulnerabilities may occur in the same line of code. All the instances in our dataset passed consensus. Hence, Figure 2 illustrated the steps made to reach out for a decision on each instance in our sample of interest.

In this scenario, we agreed with the SmartBugs Curated analysis, indeed, we confirmed all the vulnerability labels posed by a previous study [12]. Conversely, when dealing with the SCs included in the ZEUS Dataset, the point was different, because we found several vulnerabilities in contracts labeled as secure, new vulnerabilities, and some false positives. We will detail this aspect in detail in the next section.

As a result, we obtained a manually analyzed dataset containing vulnerable and non-vulnerable SCs.

### 5.2.2 Execution of Vulnerability Detection Tools.

In this section, we describe the execution of vulnerability detection tools. We used all the tools comprised in the popular framework called SmartBugs 2.0 for this purpose, excluding HoneyBadger due to its focus on honeypot detection. Two types of executions were performed: one on `.sol` files and the other



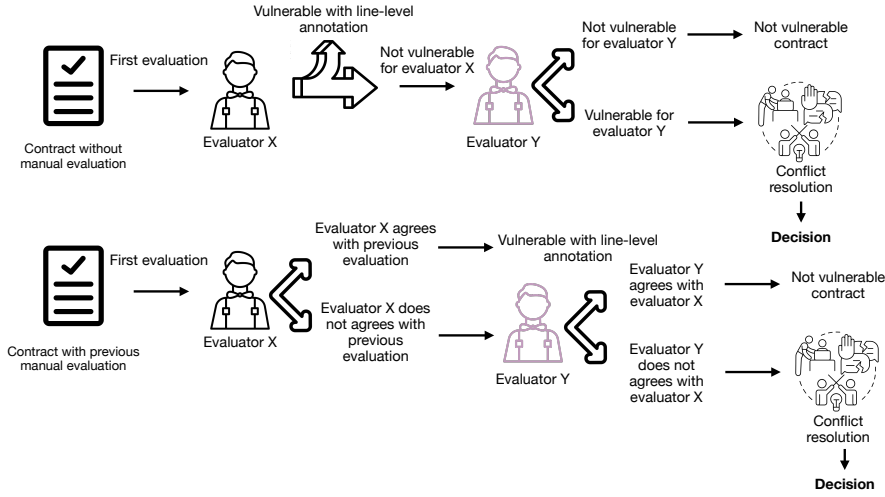


Fig. 2: Summarized workflow followed in the vulnerability tagging phase.

on `.hex` files, namely, those containing the bytecode. To analyze bytecode, the `--runtime` option of the SmartBugs framework was used, this option, according to the documentation is the one dedicated to analyzing the bytecode contained in a single line of `.hex` or `.rt.hex` files.

SmartBugs allows for the definition of the number of resources that one wants to dedicate to the tools included in the framework, for instance, the maximum RAM memory and the number of parallel processes executable. One issue that we faced regards several reboots occurred when running Vandal, Sfuzz, and Manticore. In our preliminary analysis, we launched the tools dedicating 12 processes to the framework, noticing reboots when such tools carried out their analysis. These issues led us to decrease the number of processes to 6, actually resolving the experimented reboots. In addition, we assigned to the framework up to 24GB of RAM (3/4 of the available memory) by using the `-mem-limit` option.

For each analysis, we set a timeout of 10 minutes per tool execution, raising this limit to 15 minutes when running *sfuzz*, *confuzzius*, and *manticore* as we observed several timeouts during preliminary framework runs.

We focused on tools not based on AI, such as those presented by Liu et al. and Zhuang et al. [22, 44], due to the plethora of evidence [6, 12, 21] reporting the limitations of traditional detection tools and the popularity they reached.

Nonetheless, we made an exception with ChatGPT as Chen et al. presented a popular work comparing ChatGPT with some of the tools included in the set we chose for evaluation on a dataset comprised in our sample of interest. Thus, we deemed it interesting to provide insight into the accuracy of ChatGPT when using a more fine-grained level of detection and when analyzing contracts deployed in real-world, given that SmartBugs Curated instances are simple

contracts with vulnerabilities as Wang et al. [37]. This analysis is explained in the next sections.

SmartBugs tools give results by providing them as plain text. To get them in `json` format, we used the `reparsed` script included in SmartBugs. Given a directory containing the file resulting from tool executions, such a script extracts structured data about the tools. When executing tools we set the timeout to 10 minutes (15 for `sfuzz`, `confuzzius`, and `manticore`) as Li et al. demonstrated that tools took 5 minutes on average [21], therefore, we doubled up the time.

**Experimental Equipment and Performance Metrics.** Running all the tools in SmartBugs 2.0 requires a valuable amount of time, thus we distributed the analysis on several machines, specifically four to speed up the analysis. However, aiming to collect uninfluenced performance in terms of time needed by each tool, we analyzed the 1,500 evaluated instances extracted from *SmartBugs Results* on a unique machine equipped with a Ryzen 9 9700x with 12 CPU cores and 24 threads and 32 GB RAM, and running Ubuntu 24.04 LTS OS. The framework configurations we reported above refer to those used on this machine.

Hence Table 5 displays the average time taken by each tool.

Tool (Solidity Mode)	Average Duration (s)
Confuzzius	545.31
Conkas	53.19
Maian	118.56
Manticore	739.69
Mythril	361.20
Osiris	97.75
Oyente	16.79
Securify	102.92
Semgrep	1.60
Sfuzz	582.04
Slither	1.14
Smartcheck	1.86
Solhint	0.94
<b>Bytecode Mode</b>	
Ethainter	0.85
Ethor	10.41
Pakala	312.40
Teether	1.50
Vandal	50.57

Table 5: Average Execution Duration of Security Tools in Solidity and Bytecode Modes.

To measure the reported time performance, we used the `results2csv` script included in SmartBugs, which creates a CSV file, starting from the executed tools' analysis. Such a CSV comprises several columns, among these, one contains the duration for a certain execution that we used to obtain the average time taken by each tool.

### 5.2.3 Vulnerability Mapping.

The analysis tools for vulnerability detection report a description of the identified vulnerabilities. To classify each description within the taxonomy proposed by the DASP TOP 10, we mapped the tool outputs to the corresponding DASP categories. Starting from the vulnerability mapping created by Durieux et al., we added 155 new mappings that were not previously provided. Tools describe the found vulnerability that can be different for the same DASP category. A mapping is a link between the description and the category. Those not yet provided are probably due to tool updates. Each new mapping has been reviewed by two authors, who assigned the class of the vulnerability independently, at the end, conflicts have been resolved through a discussion.

We report the level of agreement in terms of Cohen's Kappa, which evaluates the concordance between two assessors who categorize  $N$  items into  $C$  distinct categories [9]. Conflicts have been resolved after calculating Cohen's Kappa. The acquired results reveal a very high level of agreement between the two raters indicated by the value of Cohen's Kappa = 0.92. Notice that, the reported Cohen's Kappa value relates to mapping tool output descriptions to DASP categories, not to vulnerability label assignments on the evaluated SCs.

### 5.2.4 RQ<sub>1</sub>: Detection Evaluation.

We compared the results obtained from the SmartBugs 2.0 tools with our ground truth. Specifically, for each finding from each tool, we extracted the vulnerability description and the corresponding line or set of lines of code that express it. The description was used to determine the DASP category to which the vulnerability belongs, and the line number was used to verify the match with our ground truth if provided. Figure 3 depicts the overall workflow followed in this scenario.

We followed two different designs. If the tool's output showed the line that has the vulnerability, we considered that level of detail. Otherwise, we only considered the vulnerability itself. When delving deeper into this, bytecode analyzers point out the address of the bytecode where the tool found the weakness. On the other hand, source code analyzers highlight the specific lines of code that show the security vulnerability. Dealing with source code analyzers, after using the `reparse` script, in some cases, in the context of security and oyente executions, it did not provide the line number, to address such a miss we parsed the log file to obtain this information. Such scripts are included in our replication package [29].

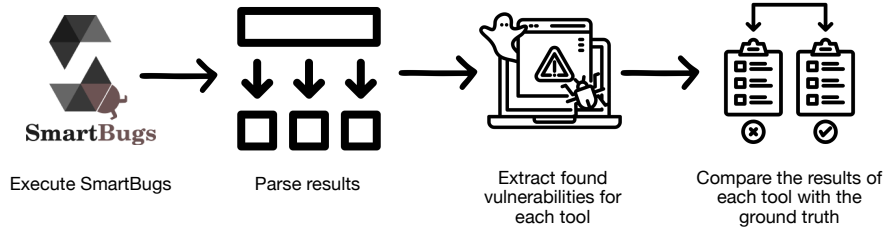


Fig. 3: Overall workflow followed for the evaluation.

Since Solidity 0.8.0, overflow and underflow checks are performed by default, making it essential to differentiate between these two scenarios. Including arithmetic issues enables us to assess the effectiveness of detection tools in identifying problems that may still exist in older contracts. Conversely, excluding arithmetic vulnerabilities allows us to evaluate the current situation, directing our focus toward other types of vulnerabilities. To motivate our choice, we report two simple contracts that contain a function coded to perform a sum. In Listing 2 the contract uses Solidity 0.7.6, thus does not have the arithmetic default check, conversely to what occurs in Listing 4 which shows the same code, but Solidity 0.8.0 which employs the default check.

```

1 % SPDX-License-Identifier: MIT
2 pragma solidity ^0.7.6;
3
4 contract SumContract {
5     // Function to sum two uint8 numbers
6     function sum(uint8 a, uint8 b) public pure returns (uint8) {
7         return a + b;
8     }
9 }

```

Listing 2: SumContract with Solidity 0.7.6.

Variables with uint8 can represent unsigned integers with 8 bits, thus a max value of 255, requesting the sum of 250 + 250 with a Solidity version less the 0.8.0, exploits the vulnerability and causes an overflow as shown in Listing 3.

```

1 {
2     "decoded input": {
3         "uint8 a": 250,
4         "uint8 b": 250
5     },
6     "decoded output": {
7         "0": "uint8: 244"
8     }
9 }

```

Listing 3: Transaction results of SumContract with Solidity 0.7.6. showing the arithmetic exploitation.

We report such an example with uint8 in order to represent it with small numbers to ensure readability.

```

1 // SPDX-License-Identifier: MIT
2 pragma solidity ^0.8.0;
3
4 contract SumContract {
5     // Function to sum two uint8 numbers
6     function sum(uint8 a, uint8 b) public pure returns (uint8) {
7         return a + b;
8     }
9 }

```

Listing 4: SumContract with Solidity 0.8.0.

On the other hand, leveraging the default check introduced with Solidity 0.8.0, the same input conducts to a different output. In detail, the transaction execution terminates with a revert, preventing the exploitation of the arithmetic vulnerability, as shown in Listing 5.

```

1 {
2     "decoded input": {
3         "uint8 a": 250,
4         "uint8 b": 250
5     },
6     "decoded output": {
7         "0": "uint8: 0"
8     },
9     "revert": {
10        "message": "The transaction has been reverted to the initial state.",
11    }
12 }
13 }

```

Listing 5: Transaction results of SumContract with Solidity 0.8.0. showing the arithmetic prevention.

To measure the effectiveness of the tools, we rely on accuracy, precision, recall, F1-score, and the total number of found security issues out of those we manually tagged.

### 5.2.5 RQ<sub>2</sub>: Using LLM to Detect Vulnerabilities.

LLMs have shown promising capabilities in several tasks related to the software code's lifecycle. For instance, in code summarization [1], code generation [10, 23], and test case generation [11]. Chen et al. have evaluated the detection effectiveness of ChatGPT against the SmartBugs Curated dataset [6]. We replicated their experiments taking into account the results achieved by ChatGPT-4o, but we requested the model to spot vulnerability at line-level. As they did, we requested ChatGPT to optimize our prompt, setting a role and a task description followed by the input code, with the temperature set to 0. In detail, the LLM had the role of an SC security expert with the goal to find vulnerabilities and return, for each spotted vulnerability, its class and

the content of the line in which it is present. Thereafter, we used such content to determine the number of each line of code declared as vulnerable. This was necessary since when carrying out our experiments it seemed that ChatGPT failed to count right, therefore, requesting directly the number of the vulnerable line may be less accurate.

To respond **RQ<sub>2</sub>**, we evaluated ChatGPT-4o as an SC vulnerability detector on the SmartBugs Curated dataset and on 400 instances randomly extracted from the sample we manually analyzed coming from SmartBugs Results. We introduced this second dataset under our analysis due to the findings of Wang et al. reporting that carried experiments obtained less detection rate on real-world contracts [37]. ChatGPT-4o was chosen as it is currently declared ideal for most of the activity by OpenAI and was previously evaluated by Chen et al. [6].

When evaluating ChatGPT-4o, we tried several prompts. An interesting insight is that in our first prompt, we asked ChatGPT to report the number of vulnerable lines of code. ChatGPT struggled with counting, sometimes providing numbers exceeding the total lines in the contract. We then asked ChatGPT to provide the code of the vulnerable lines and we retrieved the numbers using a script.

Hence, the final prompt we sent to the model is reported in Listing 6, the variable code passed in input is the source code of the SC in evaluation. To obtain this final prompt, we asked the model to optimize it.

```

1 {
2   "model": "gpt-4o",
3   "temperature": 0,
4   "messages": [
5     {
6       "role": "system",
7       "content": (
8         "You are an expert in smart contract security, specializing in
          identifying vulnerabilities. Use the DASP Top 10 taxonomy: Reentrancy,
          Access Control, Arithmetic Issues, Unchecked Return Values, Denial of
          Service, Bad Randomness, Front Running, Time Manipulation, and Short
          Addresses."
9       )
10    },
11    {
12      "role": "user",
13      "content": (
14        "Analyze the following smart contract code: {code}. List only
          the line extracted by the code and the type of vulnerability in this
          format: 'foo.something(): Reentrancy; if(foo==something): Access Control
          ;'. If no vulnerabilities are found, respond with 'no'. If uncertain
          between two vulnerabilities, list both. Do not include any extra
          information or use any other vulnerability classes outside of the DASP
          taxonomy. Follow the format exactly as instructed."
15      )
16    }
17  ]
18 }
```

Listing 6: Prompt used to ask ChatGPT-4o to find vulnerabilities.

The former prompt we used was pretty similar, the differences were related to the first idea we had, namely, to directly report the number indicating the lines of code susceptible to the found security issues. Therefore, there were differences also in the example we provided to the model to format the response, such as, for instance: `15: Access Control;` instead of `if(foo==something): Access Control;`

### 5.2.6 RQ<sub>3</sub>: Finding Optimal Tool Combination.

In order to evaluate a combination of tools for effectively detecting different types of vulnerabilities in the DASP, we decided to cluster the tools based on their results. We then represented the results of each tool as a vector, with each element of the vector corresponding to the vulnerabilities identified by the tool in a specific SC. The process involved transforming the reported vulnerabilities from each tool into a standardized format. For each tool, vulnerabilities were categorized using a predefined schema where each type of vulnerability was assigned a unique integer. This standardization allowed us to create a consistent numerical representation of the tool’s findings.

We employed the k-means algorithm to cluster the tools’ results, using the elbow method to obtain the optimal number of clusters. For each cluster, we took the best tool in terms of vulnerabilities found out of those stated by the ground truth. By virtue of this choice, we selected Conkas, Slither, and Smartcheck, one for each cluster. Clusters are displayed in Table 6, tools that provided an extremely low ratio of found vulnerabilities out of the tagged and those that presented an outcome unrelated to the DASP TOP 10 vulnerability categories are omitted from this stage. This set of excluded tools was defined on the back of the results obtained as a result of answering **RQ<sub>1</sub>**.

Clusters	Tools
Cluster 1	Conkas, Mythril, Osiris, Oyente
Cluster 2	Confuzzius, Securify, Semgrep, Sfuzz, Smartcheck, Vandal
Cluster 3	Slither, Solhint

Table 6: Tool classification across clusters.

A combination of tools is helpful as the best-performing one does not cover all vulnerability classes, thus, K-means clustering enables the use of complementary tools based on their detection capabilities. After the analysis, Cluster 1 contains tools focused on arithmetic, reentrancy, and the return values of unchecked low-level calls. In contrast, Cluster 3 consists of tools with broader class detection capabilities. Finally, Cluster 2 comprises analyzers that provide detection results that are distinct from those of the other two clusters.

Thus, the detection tool suite we used allows us to identify various DASP vulnerability categories and increase the number of vulnerabilities detected.

Some work ran several tools and got the vulnerability label according to the majority rule [32]. However, this approach may not be scalable since some tools require a significant amount of time to complete an analysis. We consider the time required for the selected tools and the average time needed for each analysis. The average time we provide is calculated based on the sample extracted from SmartBugs Results, which was analyzed on a single machine.

### 5.3 Manual Analysis Outcomes and Details

We carefully manually evaluated a total of 2,182 SCs, identifying a total of 3,381 vulnerabilities. We assigned each vulnerability to the respective line of code that presents it. To the best of our knowledge, the dataset we built is the largest with this fine-grained vulnerability tagging without taking trust solely in the results of the tools. The discovered vulnerabilities are quite unbalanced, indicating that the developers may have introduced security vulnerabilities in an unbalanced manner. We fully confirmed the labels in SmartBugs Curated but cannot quantify differences with ZEUS (contract-level) or SmartBugs Results (tool outputs). However, the obtained metrics highlight the actual differences between the tools in SmartBugs.

SmartBugs Curated includes 207 annotations, excluding 3 for “other” vulnerabilities that we discarded. We manually tagged about 3,170 vulnerabilities, as no other sources provided line-level labels. Newly tagged vulnerabilities differ from the original datasets as they are manually labeled (SmartBugs Result includes only tool outputs, and ZEUS provides only contract-level labels), so all these labels are new, resulting in significant manual work. There were 64 conflicts on instances from SmartBugs Results, 8 when analyzing ZEUS false negatives, 21 on other ZEUS instances, and none from SmartBugs Curated. We did not measure effort in time but we estimate that evaluating each contract took an average of 5 minutes.

Table 7 displays the distribution of the vulnerabilities into the DASP categories, according to the performed manual analysis.

### 5.4 Finding ZEUS False Negatives Instances

ZEUS claims to be sound with zero false negatives and a low false positive rate [19]. The property of soundness in the context of program or system analysis and verification refers to the analyzer’s ability to ensure that all reported results are indeed true.

However, results obtained during our manual analysis disprove this claim. Indeed, we found 49 contracts in the set of the 231 tagged as vulnerability-free in ZEUS evaluation, with vulnerabilities, thus the 21%. Among the 49 contracts we declared as false negatives of the ZEUS analysis, vulnerabilities are distributed over different categories as depicted in Table 8.



Vulnerability Class	Count
Arithmetic	1405
Reentrancy	91
Time Manipulation	898
Short Address	1
Access Control	92
Denial of Service (DOS)	257
Unchecked Low-Level Call	583
Front Running	16
Bad Randomness	38

Table 7: Counts of manually detected vulnerabilities for each vulnerability type.

Categories	Count of False Negatives
Unchecked Low Level Calls	29
Arithmetic	14
Time Manipulation	3
Access Control	1

Table 8: Count of False Negatives values found in ZEUS dataset for each category.

Considering the prevalence of the unchecked low-level calls vulnerability, we emphasize the importance of providing an example of vulnerable code for this weakness. In detail, the SC with the address 0xe2e4d0d3410cd3e81bfc7dad364dd168bb499f3 presents the following function:

```

1 function flush() onlyowner {
2     owner.send(this.balance);
3 }

```

Listing 7: False negative instance vulnerable to unchecked return value for low level calls.

In Solidity, `.send()` is a low-level call that returns a boolean indicating success or failure, so it must be checked to ensure the transaction succeeded. Failing to check the return value can lead to vulnerabilities, as errors might go unnoticed, potentially allowing exploits. Chen et al. explained this, also reporting an example that we report below, marking the line of code which exhibits the `.send()` call as vulnerable to the above mentioned vulnerability [7]. Several more proofs of such a vulnerability presence in this kind of code can be found in the DASP and other research [8, 43].

These sources also reported the fixing strategies as shown in Listing 8, highlighting one more time that the function shown above is not safe.

```

1 -foo.send(this.balance - 1 ether);
2 +if (!foo.send(this.balance - 1 ether))
3 +revert();

```

Listing 8: Unchecked low level return value vulnerable and fixed example.

## 6 Study Results

In this Section, we report the results of our experiments and answer the three **RQs** that we posed.

### 6.1 RQ<sub>1</sub> Detection Evaluation

We underscore the results obtained to address **RQ<sub>1</sub>**, Table 9 shows the metrics resulting from our evaluation.

Tool	Accuracy		Precision		Recall		F1-Score	
	Arithm.	No Arithm.	Arithm.	No Arithm.	Arithm.	No Arithm.	Arithm.	No Arithm.
<i>Confuzzius</i>	0.1423	0.3241	0.1259	0.1265	0.1333	0.1495	0.1295	0.1370
<i>Conkas</i>	0.1512	0.1612	0.1419	0.0888	0.4780	0.2678	0.2189	0.1334
<i>Ethainter</i>	-	-	-	-	-	-	-	-
<i>Ethor</i>	-	-	-	-	-	-	-	-
<i>Madmax</i>	0.2952	0.5490	0.0.1250	0.125	0.0013	0.0020	0.0026	0.0040
<i>Maian</i>	0.2974	0.5501	0.3333	0.4000	0.0033	0.0040	0.0065	0.0081
<i>Manticore</i>	-	-	-	-	-	-	-	-
<i>Mythril</i>	0.1611	0.2713	0.1612	0.0649	0.0743	0.0809	0.0784	0.0721
<i>Osiris</i>	0.2156	0.3345	0.2643	0.1567	0.3714	0.1008	0.3088	0.1227
<i>Oyente</i>	0.0522	0.3481	0.0727	0.0911	0.0806	0.0513	0.0765	0.0656
<i>Pakala</i>	-	-	-	-	-	-	-	-
<i>Securify</i>	0.2339	0.4073	0.2656	0.2656	0.1348	0.2138	0.1788	0.2369
<i>Semgrep</i>	0.1026	0.2885	0.0012	0.0012	0.0005	0.0007	0.0007	0.0009
<i>Slither</i>	0.1622	0.2054	0.1609	0.1603	0.4416	0.6817	0.2359	0.2597
<i>Sfuzz</i>	0.3117	0.4800	0.4491	0.4457	0.3503	0.2860	0.3936	0.3484
<i>Smartcheck</i>	0.1732	0.3489	0.1790	0.2493	0.1719	0.2589	0.1754	0.2540
<i>Solhint</i>	0.0710	0.0974	0.0670	0.0670	0.2599	0.4219	0.1066	0.1157
<i>Teether</i>	-	-	-	-	-	-	-	-
<i>Vandal</i>	0.2162	0.3202	0.2848	0.2848	0.2308	0.3787	0.2549	0.3251

Table 9: Performance metrics of the tools, empty values indicate that the tool has not detected DASP TOP 10 classes.

Tool	Acc. Ctrl	Arithm.	DOS	Reentr.	Unch. Call	Bad Rnd	Fr. Run.	Time Man.	Short Addr.	Found/Total	
										Arithm.	No Arithm.
<i>confuzzius</i>	1/92	99/1405	0/257	24/91	0/583	0/38	0/16	174/898	0/1	298/3381	199/1976
<i>conkas</i>	0/92	904/1405	0/257	47/91	87/583	0/38	2/16	254/898	0/1	<b>1294/3381</b>	390/1976
<i>madmax</i>	0/92	0/1405	2/257	0/91	0/583	0/38	0/16	0/898	0/1	2/3381	2/1976
<i>maian</i>	5/92	0/1405	0/257	0/91	0/583	0/38	0/16	0/898	0/1	4/3381	5/1976
<i>mythril</i>	23/92	57/1405	2/257	16/91	56/583	0/38	1/16	0/898	0/1	155/3381	98/1976
<i>osiris</i>	0/92	<b>944/1405</b>	0/257	40/91	0/583	0/38	3/16	94/898	0/1	1081/3381	137/1976
<i>oyente</i>	0/92	173/1405	0/257	28/91	0/583	0/38	2/16	41/898	0/1	244/3381	71/1976
<i>securify</i>	2/92	0/1405	0/257	33/91	245/583	0/38	<b>8/16</b>	0/898	0/1	288/3381	288/1976
<i>semgrep</i>	1/92	0/1405	0/257	0/91	0/583	0/38	0/16	0/898	0/1	1/3381	1/1976
<i>sfuzz</i>	3/92	458/1405	0/257	29/91	0/583	0/38	0/16	378/898	0/1	869/3381	411/1976
<i>slither</i>	19/92	80/1405	59/257	55/91	289/583	4/38	0/16	<b>779/898</b>	0/1	1290/3381	<b>1210/1976</b>
<i>smartcheck</i>	14/92	12/1405	<b>195/257</b>	44/91	204/583	0/38	0/16	1/898	0/1	470/3381	458/1976
<i>solhint</i>	<b>33/92</b>	0/1405	0/257	0/91	267/583	<b>17/38</b>	0/16	424/898	0/1	741/3381	741/1976
<i>vandal</i>	23/92	0/1405	0/257	<b>65/91</b>	<b>538/583</b>	0/38	0/16	0/898	0/1	626/3381	626/1976

Table 10: Correct Detection out of Manually Tagged Vulnerabilities of each Tool per vulnerability class.

We distinguished the reported results considering pre and post 0.8.0 versions of Solidity, as we stated and motivated above. Tools that have no results

listed in Table 9 did not detect vulnerabilities once their results were analyzed. While Manticore has not produced successful analysis, providing or segmentation fault either overcoming the timeout without terminating. Pakala, Ethainter, Ethor, and Teether concluded their analysis with nothing to report. Accuracy generally grows when not considering arithmetic vulnerabilities due to the default check, Precision has a low variation in the two scenarios. The ability of tools to detect arithmetic vulnerabilities clearly impacts their recall.

Slither has shown higher recall in the scenario after the 0.8.0 update, while Conkas has the best recall when considering arithmetic weaknesses. The high number of false positives has influenced the accuracy of all tools. Mythril performed worse than the previous analysis, with several analysis reported **compilation failures of Solc** as a termination reason.

All the tools we evaluated come with a great FN count, underscoring not only that tools may fail to detect vulnerabilities but also showing the consequences of the capability of each tool to handle solely some type of security issues. Indeed, it is important to note that none of the tools included in SmartBugs 2.0 were able to detect all the vulnerabilities listed in the DASP TOP 10 taxonomy. To provide more informative and understandable results, we indicate the number of identified weaknesses per category out of the total we marked. This is done while taking into account the two scenarios based on the default arithmetic check.

Hence, Table 10 reports such results. As highlighted, Osiris stands as the best tool for detecting arithmetic, nonetheless, it provides a poor ability to deal with other classes, while Smartcheck shows a particular ability to deal with Denial of Service threats. Solhint distinguished itself for revealing a high ratio of correct detection in Access Control, Unchecked Low Level Calls, and Bad Randomness. However, it comes with a higher number of FP, which makes it more difficult to make the analysis usable by SC auditors.

Vandal is reliable for hunting for Reentrancy vulnerabilities and is pretty able to find Unchecked Low Level Calls. Conkas and Slither resulted as the best tools when considering the default check of arithmetic issues and not, respectively.

The ability of Solhint to detect Bad Randomness could be a good starting point for facing Bad Randomnesses; Front Running is still an open problem for most tools, with security as the only detection tool able to find a good amount. The only Short Address vulnerability found is not enough to get information, but no tool found it. Overall, the reliability of tools encompassed in SmartBugs 2.0 is highly influenced by the great number of FPs, moreover, while some tools showed to be able to detect a considerable number of the vulnerabilities we tagged, other tools demonstrated a low ability to deal with the vulnerabilities listed in the considered taxonomy.

Another important aspect is that no single tool can detect all classes of the considered vulnerabilities. This suggests that using a combination of tools, selected based on their complementary strengths, could enhance detection effectiveness.

Summary of Findings for RQ<sub>1</sub>

Several tools, including Ethainter, Ethor, and Teether, fail to detect DASP vulnerabilities. Manticore produced no results due to analysis errors, and Pakala ended its analysis with nothing to report. Other tools like Semgrep identified indicators defined as smells and bugs, including extitnon-optimal-variables-swap, which differ from DASP vulnerabilities. Conkas finds the most tagged vulnerabilities, while Slither is most effective in post-0.8+ Solidity contexts. The incidence of FPs undermines tool reliability. Additionally, FNs significantly impact effectiveness because no tool detects all categories in the taxonomy. This highlights the need for a variety of detection tools to cover different vulnerability classes. Solhint effectively addresses Bad Randomness, demonstrating improving capabilities, as the study by Duriex et al. revealed that no leading tool detected vulnerabilities in Bad Randomness and Short Addresses [12].

6.2 RQ<sub>2</sub>: Using LLM to Detect Vulnerabilities

We first report the result of the GPT 4o-based line-level detection on the SmartBugs Curated dataset, comparing them with those achieved by Chen et al. [6]. Overall, results are similar, with an average F1-Score achieved in the study of Chen et al. of 29.9%, while we achieved 31.81%. In this sample, line-level detection was more precise, but lost much recall, Table 11 details such results, notice that function-level metrics come from Chen et al. [6].

Vulnerability	Precision (%)		Recall (%)		F1 (%)	
	Function-Level	Line-Level	Function-Level	Line-Level	Function-Level	Line-Level
reentrancy	30.0	20.86	96.6	87.88	45.8	33.72
access control	14.4	17.07	79.9	66.67	24.4	27.18
arithmetic	18.0	25	91.5	26.09	30.0	25.53
unchecked	59.0	42.42	98.1	36.84	73.6	39.44
DoS	4.8	23.08	96.0	42.86	9.1	30
bad randomness	38.0	26.67	100.0	25.81	54.8	26.23
front running	4.9	0	70.0	0	9.1	0
time manipulation	12.1	33.33	100.0	42.86	21.5	37.50
short addresses	0.6	50	20.0	1	1.1	66.67
<b>Average</b>	<b>20.2</b>	<b>26.49</b>	<b>83.6</b>	<b>47.67</b>	<b>29.9</b>	<b>31.81</b>

Table 11: Performance metrics on SmartBugs Curated dataset for ChatGPT-4o model on vulnerability detection, comparing Chen et al.’s results at function-level with ours at line-level [6].

To answer **RQ<sub>2</sub>** we asked ChatGPT-4o to do the same task done on the contracts from SmartBugs Curated on 400 instances randomly chosen from our ground truth, the obtained results are far different. Indeed, all the considered metrics collapsed, Precision, Recall, and F1-Score reached 5.6%, 3.3%, and 1.9% respectively, as reported in Table 12.

<b>Vulnerability</b>	<b>Precision (%)</b>	<b>Recall (%)</b>	<b>F1 Score (%)</b>
Reentrancy	1.0	4.0	1.0
Access Control	0.0	0.0	0.0
Arithmetic	12.0	1.0	2.0
Unchecked	8.0	24.0	12.0
DoS	21.0	1.0	2.0
Bad Randomness	0.0	0.0	0.0
Front Running	0.0	0.0	0.0
Time Manipulation	8.0	0.0	0.0
Short Addresses	0.0	0.0	0.0
<b>Average</b>	5.6	3.3	1.9

Table 12: Performance metrics of ChatGPT-4o model on vulnerability detection on real-world smart contract sample we extracted from SmartBugs Results.

As a result, we can conclude that ChatGPT has enormous differences in effectiveness while detecting vulnerabilities in simple and well-known vulnerable contracts and real-world SCs.

Such a difference in terms of detection ability has an enormous impact on the reliability of ChatGPT-based security analysis, suggesting a high variable capability of correct detection which depends on the analyzed contract. For this reason, we investigated the causes of this variance. First, as the complexity of each contract may influence the result of the ChatGPT analysis, we measure metrics regarding the contracts in the two samples. In their research, Chen et al. provided 7 different causes that lead to FPs [6]. Analyzing those in our analysis, we add ChatGPT’s tendency to present FPs in lines containing solidity feature-like code that can lead to vulnerabilities. Specifically, lines containing ‘Call’ for Reentrancy and Unchecked Return Values, e.g. in a function signature, are reported as vulnerable. FPs are reported even on `.transfer()` calls, which have been introduced to face reentrancy for the former vulnerability. This aspect further supports our decision to conduct a line-level evaluation. Since reentrancy is the most prevalent vulnerability in the SmartBugs Curated dataset, ChatGPT may be influenced by the function signature associated with the vulnerability label rather than analyzing the actual content of the function.

Hence, Table 13 shows metrics about the contract in SmartBugs Curated, while Table 14 contains the metrics related to the random sample that we extracted from SmartBugs Results. Given the high standard deviation in both samples, we report the metrics considering all the data in these samples and after removing outliers.

The face of outliers removal has been carried out by leveraging the *Interquartile Range* method, a statistical technique used to identify and remove outliers in a dataset by relying on the quartiles (Q1, Q2, Q3, Q4) of the data

distribution. Given a dataset sorted in ascending order, the quartiles are defined as follows:

An observation  $x$  is considered an outlier if it falls outside the following range:

$$Q_1 - 1.5 \times IQR \leq x \leq Q_3 + 1.5 \times IQR \quad (1)$$

where:

- $Q_1 - 1.5 \times IQR$  is the lower bound.
- $Q_3 + 1.5 \times IQR$  is the upper bound.

Any data point that lies outside this range is classified as an outlier.

Metric	Value (Including Outliers)	Value (Excluding Outliers)
Total smart contracts processed	142	129
Mean number of lines	102.04	54.02
Standard deviation	234.71	38.16
Minimum number of lines	14	14
Maximum number of lines	2470	183

Table 13: Statistics for SmartBugs Curated.

Metric	Value (Including Outliers)	Value (Excluding Outliers)
Total smart contracts processed	400	355
Mean number of lines	314.14	191.12
Standard deviation	439.86	114.74
Minimum number of lines	13	13
Maximum number of lines	4150	592

Table 14: Statistics for Random Sample extracted from SmartBugs Results.

As expressed in the tables above, there is a considerable difference in terms of the number of lines of code in the two different samples. Indeed, without removing outliers, the mean number of lines in the sample of real-world contracts coming from SmartBugs Results triples the same measure captured when dealing with the SmartBugs Curated dataset. When it comes to considering both samples passing through the phase of outliers removal, the real-world samples twice the mean number of lines of SmartBugs Curated.

Taking account of that, we can conclude that SmartBugs Curated instances are generally smaller than the real-world contracts included in the random sample we considered in this comparison. Thus, we can hypothesize that the size could influence the effectiveness of ChatGPT detection in SC vulnerability detection.

One more crucial aspect that may be at the root of the effectiveness variance regards the feature of SCs contained in the SmartBugs Curated dataset. Indeed, each contract contains in-code vulnerability labels as shown in Listing 9.

```

1  /*
2  * @source: https://smartcontractsecurity.github.io/SWC-registry/docs/SWC-101#
   overflow-simple-addsol
3  * @author: -
4  * @vulnerable_at_lines: 14
5  */
6
7  pragma solidity 0.4.25;
8
9  contract Overflow_Add {
10     uint public balance = 1;
11
12     function add(uint256 deposit) public {
13         // <yes> <report> ARITHMETIC
14         balance += deposit;
15     }
16 }

```

Listing 9: Overflow Vulnerability in Solidity

We can hypothesize that ChatGPT has seen several times these contracts, leading the model to learn the vulnerability issue category and location.

#### Summary of Findings for RQ<sub>2</sub>

ChatGPT has shown detection effectiveness with high variability, achieving worse results when analyzing real-world SCs. On the back of the metrics related to the size of the contracts that we collected, we can assume that such an LLM starts losing detection effectiveness when increasing the contracts' size. Moreover, using a popular dataset to evaluate LLMs may affect the evaluation results, given that models might have already seen the instances under evaluation. This could represent a future direction to be run to prove or confute this hypothesis.

### 6.3 RQ<sub>3</sub>: Finding Optimal Tool Combination.

To address **RQ<sub>3</sub>**, we emphasize the effectiveness of detection by highlighting the number of vulnerabilities identified by the top tools—in terms of the total we marked—in each cluster, specifically Conkas, Slither, and Smartcheck. Following our design, we underscore results both considering and not considering the arithmetic DASP vulnerability class. Hence, Table 15 summarizes such results. As indicated in the table, the combined operation of these tools is completed in less than one minute on average. Such a combination, based on our sample, detects 2,481 vulnerabilities out of 3,381, including arithmetic vulnerabilities, accounting for about 73%.

On the other hand, in the second scenario, the used combination achieved a total of discovered vulnerabilities of 1,518 out of 1,976, representing thus approximately 77% of found vulnerabilities. Both these percentages overcome the effectiveness of previous tool combinations.

Tool	Total/Found		Average Execution Time
	Arithmetic	No Arithmetic	
Slither	1290/3381	1210/1976	1.14s
Conkas	1294/3381	390/1976	53.19s
Smartcheck	470/3381	458/1976	1.86s
<b>Total</b>	2481/3381 <b>73.38%</b>	1518/1976 <b>76.78%</b>	56.19s

Table 15: Vulnerabilities found by the best tool of each cluster and their average detection time. The total value is calculated as the union of the unique correct detection.

### Summary of Findings for RQ<sub>3</sub>

Given that there is no tool encompassed in the set of state-of-the-art analysis tools evaluated that demonstrated the ability to find all the categories of security issues, using complementary tools improves the detection effectiveness. Clustering tools, considering their detection ability, enable the definition of a small set of analyzers with the capacity to outperform previous combinations proposed as a result of prior studies. Indeed, in the study of Duriex et al., the best combination found achieved the 37% of found vulnerabilities<sup>a</sup>. Our results, reaching up to 76%, clearly outperform these results.

<sup>a</sup> <https://github.com/smartbugs/smartbugs-results?tab=readme-ov-file#combine-tools>

## 7 Discussion

Slither demonstrated to be the most effective tool, finding the highest number of detected vulnerabilities also trading off with the execution time. We will report the time required by all tools in our repository, which also serves as a **Replication Package** [29]. Generally, fuzzing tools need more time than others to terminate, while static analysis tools are shown to be quite quick.

Considering the analysis of Duriex et al., it seems that several improvements have been brought to some tools. Slither passed from detecting 22% of the vulnerabilities of their annotated dataset to 38.15% in our sample, considering arithmetic, until reaching 61.23% in the other scenario.

None of the analysis tools used can detect all of the vulnerabilities of the DASP. Additionally, some tools, like Manticore and Sfuzz, require a considerable amount of time for each analysis, with the former not providing highly accurate results. Bad Randomness, Short Address, and Front Running attacks are still hardly detected, even though our results show that some tools are able to detect Bad Randomness, and Securify is able to find Front Running, conversely to what is demonstrated by Durieux et al. [12]. This comes as an outcome of the tools' update and new tools included in SmartBugs, tracing the way for more comprehensive vulnerability analysis.



The used LLM has demonstrated high variability in detection effectiveness with the two analyzed samples. There may be several motivations causing this. First, contracts in SmartBugs Curated were often used as ground truth, thus, ChatGPT could have learned where vulnerabilities are. Moreover, such contracts have information in source code underscoring the vulnerability location and category that we removed in our analysis as Chen et al. have done [6]. One more aspect to consider is that SmartBugs Curated vulnerabilities may be more straightforward than those in real-world scenarios, especially for LLMs as some instances are replicated in other popular repositories used as a benchmark for security and analysis tools like *not-so-smart-contracts*<sup>6</sup>. What we cannot control is the possibility of LLMs to have been trained on such public data, learning to deal with these contracts guided by the security annotation provided in their code. This paves the way for future studies dedicated to comparing the effectiveness of LLM in highlighting vulnerabilities between contracts encompassed in public datasets, on which models may have performed the training state and contracts with similar complexity but out of the training data due to privateness or publication after the learning cut-off date.

SCs are public, therefore, researchers have an enormous dataset of source code, AI-based detection may be the solution to the current high amount of FPs, but this raises the need for a great amount of labeled data to ensure the quality of training data.

The dataset we are releasing may appear to be slightly larger than the one published by Kalra et al.; when considering this point, it should be noticed that we provide the annotation with a line of code level labeling, instead of the label at the level of the entire contract. On the other hand, there are published studies on greater samples, but none of these used line-level labeling posed by manual revision. Our more granular vulnerability tagging obtains more relevance since as shown by Zhou et al., vulnerability can be patched with one-line modification [43], and on the ground of the results of the motivating study we conducted.

## 8 Threats to Validity

**Construct Validity.** Construct validity threats stand in errors made when tagging vulnerabilities. To address this, two evaluators independently tagged each instance when the tag diverged from a previous label. We did not rely on tools during labeling, to avoid affecting our analysis with false positives, except when we used their output to select a stratified sample, it was a proxy, but we mitigated the impact by analyzing a relevant sample manually.

**Internal Validity.** A possible subjectivity may have been introduced in the manual analysis, which was mitigated by using multiple evaluators. We obtained the code of some contracts via the address which may create errors, to mitigate this these data were obtained by querying the Blockchain, which is

---

<sup>6</sup> <https://github.com/crytic/not-so-smart-contracts/tree/master>

immutable. To verify the correct functioning, we used this strategy on some contracts we obtained from Ethereum, and found equivalences.

**External Validity.** The sample under study may not reflect the actual situation, so to mitigate this risk, a statistically relevant sample was taken. Moreover, we started from literature-known sources that were already used to evaluate tools. For replicability, ChatGPT may give different answers to an equivalent request, the total replicability of the study concerning LLM-based evaluation is thus subject to limitations.

## 9 Conclusion

In this paper, we provide a dataset of 2,182 Solidity SCs which are manually reviewed to tag vulnerabilities on a specific line of code to meet the result of the survey we crafted. Analyzed SCs have been extracted from state-of-the-art datasets. We present the largest dataset with line-level vulnerability tags on which we evaluated 19 state-of-the-art tools; even in this case, our study is the one that evaluated the greater number of tools against a manually annotated sample.

Moreover, we report performance metrics in terms of time taken for each tool per execution on average. Additionally, our work provides a combination of 3 tools to improve the number of detected vulnerabilities, also keeping analysis scalable, reaching the percentage of 76.78% of detected security concerns.

As Software Engineering is walking in the LLM era, we measured the effectiveness of using ChatGPT when receiving requests to find vulnerable lines of code in Solidity SC. We evaluate it with instances coming from two popular datasets, namely SmartBugs Curated and SmartBugs Results. When spotting vulnerabilities in the first dataset, ChatGPT achieved satisfaction results, the worse Recall obtained with respect to the study of Chen et al. is likely due to the granularity level that we used. Surprisingly, Precision was slightly better. Conversely, the analysis of instances extracted from the latter dataset showed poor capability detection with real-world SCs, reporting a low reliability in this task.

Previous empirical evaluation of SC analysis tools reported that no tools detected Bad Randomness, Front Running, and Short Addresses vulnerabilities [12]. Despite such an improvement, the correct finding of such weakness classes has to be improved.

Future directions should explore strategies to improve the number of correctly detected vulnerabilities. The high rate of FPs is still an open problem, even if ReEP achieved enhanced Precision [38], this contribution is limited to Reentrancy, and solutions other than the majority rule should be explored to obtain a good trade-off between Recall and Precision. Worse detected vulnerabilities are related not only to code but also to Blockchain mechanisms, thus depending not only on code but also on the aspects associated with the miner’s activities.

## Compliance with Ethical Standards

**Funding:** This work is funded by PRIN Project *Trust Machines for TrustlessNess (TruMaN): The Impact of Distributed Trust on the Configuration of Blockchain Ecosystems* (Identifier Code 2022F5CLN2– CUP H53D23002400006) financed by the Italian Ministry of University and Research and by the National Recovery and Resilience Plan (NRRP) and by the Italian Ministry of University and Research, project SOP (Securing sOftware Platforms - CUP: H73C22000890001), as part of the SERICS project (Security and Rights in CyberSpace - n. PE00000014 - CUP: B43C22000750006)

**Ethical approval:** Not applicable.

**Informed Consent:** Not applicable.

**Author Contributions:** Francesco Salzano and Simone Scalabrino contributed to the study conception and design. Material preparation, data collection and analysis were performed by Francesco Salzano, Cosmo Kevin Antenucci, and Giovanni Rosa. The first draft of the manuscript was written by Francesco Salzano and all authors commented on previous versions of the manuscript. All authors read, reviewed, and approved the final manuscript. Simone Scalabrino, Rocco Oliveto, and Remo Pareschi supervised the work.

**Data Availability Statements:** The datasets generated and analyzed during the current study are available in the replication package of the study, available at: <https://github.com/fsalzano/Empirical-Analysis-of-Vulnerability-Detection-Tools-for-Solidity-Smart-Contracts>.

**Conflict of Interests:** The authors declare no conflict of interest.

## References

1. Ahmed, T., Devanbu, P.: Few-shot training llms for project-specific code-summarization. In: Proceedings of the 37th IEEE/ACM International Conference on Automated Software Engineering, pp. 1–5 (2022)
2. Alsunaidi, S.J., Alhaidari, F.A.: A survey of consensus algorithms for blockchain technology. In: 2019 International Conference on Computer and Information Sciences (ICCIS), pp. 1–6 (2019). DOI 10.1109/ICCISci.2019.8716424
3. di Angelo, M., Durieux, T., Ferreira, J.F., Salzer, G.: Smartbugs 2.0: An execution framework for weakness detection in ethereum smart contracts. arXiv preprint arXiv:2306.05057 (2023)

4. Bodell III, W.E., Meisami, S., Duan, Y.: Proxy hunting: Understanding and characterizing proxy-based upgradeable smart contracts in blockchains. In: 32nd USENIX Security Symposium (USENIX Security 23), pp. 1829–1846 (2023)
5. Buterin, V., et al.: A next-generation smart contract and decentralized application platform. white paper **3**(37), 2–1 (2014)
6. Chen, C., Su, J., Chen, J., Wang, Y., Bi, T., Yu, J., Wang, Y., Lin, X., Chen, T., Zheng, Z.: When chatgpt meets smart contract vulnerability detection: How far are we? arXiv preprint arXiv:2309.05520 (2023)
7. Chen, J., Xia, X., Lo, D., Grundy, J., Luo, X., Chen, T.: Defining smart contract defects on ethereum. *IEEE Transactions on Software Engineering* **48**(1), 327–345 (2020)
8. Chen, Q., Zhou, T., Liu, K., Li, L., Ge, C., Liu, Z., Klein, J., Bissyandé, T.F.: Tips: towards automating patch suggestion for vulnerable smart contracts. *Automated Software Engineering* **30**(2), 31 (2023)
9. Cohen, J.: A coefficient of agreement for nominal scales. *Educational and psychological measurement* **20**(1), 37–46 (1960)
10. Corso, V., Mariani, L., Micucci, D., Riganelli, O.: Generating java methods: An empirical assessment of four ai-based code assistants. arXiv preprint arXiv:2402.08431 (2024)
11. Dakhel, A.M., Nikanjam, A., Majdinasab, V., Khomh, F., Desmarais, M.C.: Effective test generation using pre-trained large language models and mutation testing. *Information and Software Technology* **171**, 107468 (2024)
12. Durieux, T., Ferreira, J.F., Abreu, R., Cruz, P.: Empirical review of automated analysis tools on 47,587 ethereum smart contracts. In: *Proceedings of the ACM/IEEE 42nd International conference on software engineering*, pp. 530–541 (2020)
13. Feist, J., Grieco, G., Groce, A.: Slither: a static analysis framework for smart contracts. In: *2019 IEEE/ACM 2nd International Workshop on Emerging Trends in Software Engineering for Blockchain (WETSEB)*, pp. 8–15. IEEE (2019)
14. Ferreira, J.F., Cruz, P., Durieux, T., Abreu, R.: Smartbugs: A framework to analyze solidity smart contracts. In: *Proceedings of the 35th IEEE/ACM International Conference on Automated Software Engineering*, pp. 1349–1352 (2020)
15. Ghaleb, A.: Towards effective static analysis approaches for security vulnerabilities in smart contracts. In: *37th IEEE/ACM International Conference on Automated Software Engineering*, pp. 1–5 (2022)
16. Hu, S., Huang, T., İlhan, F., Tekin, S.F., Liu, L.: Large language model-powered smart contract vulnerability detection: New perspectives. In: *2023 5th IEEE International Conference on Trust, Privacy and Security in Intelligent Systems and Applications (TPS-ISA)*, pp. 297–306. IEEE (2023)
17. Huang, J., Zhou, K., Xiong, A., Li, D.: Smart contract vulnerability detection model based on multi-task learning. *Sensors* **22**(5), 1829 (2022)
18. Ibba, G., Aufiero, S., Neykova, R., Bartolucci, S., Ortu, M., Tonelli, R., Destefanis, G.: A curated solidity smart contracts repository of metrics and vulnerability. In: *Proceedings of the 20th International Conference on Predictive Models and Data Analytics in Software Engineering*, pp. 32–41 (2024)
19. Kalra, S., Goel, S., Dhawan, M., Sharma, S.: Zeus: analyzing safety of smart contracts. In: *Ndss*, pp. 1–12 (2018)
20. Kushwaha, S.S., Joshi, S., Singh, D., Kaur, M., Lee, H.N.: Ethereum smart contract analysis tools: A systematic review. *Ieee Access* **10**, 57037–57062 (2022)
21. Li, K., Xue, Y., Chen, S., Liu, H., Sun, K., Hu, M., Wang, H., Liu, Y., Chen, Y.: Static application security testing (sast) tools for smart contracts: How far are we? *Proceedings of the ACM on Software Engineering* **1**(FSE), 1447–1470 (2024)
22. Liu, Z., Qian, P., Wang, X., Zhuang, Y., Qiu, L., Wang, X.: Combining graph neural networks with expert knowledge for smart contract vulnerability detection. *IEEE Transactions on Knowledge and Data Engineering* (2021)
23. Mastropaolo, A., Pascarella, L., Guglielmi, E., Ciniselli, M., Scalabrino, S., Oliveto, R., Bavota, G.: On the robustness of code generation techniques: An empirical study on github copilot. In: *2023 IEEE/ACM 45th International Conference on Software Engineering (ICSE)*, pp. 2149–2160. IEEE (2023)

24. Murray, Y., Anisi, D.A.: Survey of formal verification methods for smart contracts on blockchain. In: 2019 10th IFIP International Conference on New Technologies, Mobility and Security (NTMS), pp. 1–6. IEEE (2019)
25. Nakamoto, S.: Bitcoin: A peer-to-peer electronic cash system. *Decentralized Business Review* p. 21260 (2008)
26. Nguyen, H.H., Nguyen, N.M., Xie, C., Ahmadi, Z., Kudendo, D., Doan, T.N., Jiang, L.: Mando-hgt: Heterogeneous graph transformers for smart contract vulnerability detection. In: 2023 IEEE/ACM 20th International Conference on Mining Software Repositories (MSR), pp. 334–346. IEEE (2023)
27. Nguyen, T.D., Pham, L.H., Sun, J., Lin, Y., Minh, Q.T.: sfuzz: An efficient adaptive fuzzer for solidity smart contracts. In: Proceedings of the ACM/IEEE 42nd International Conference on Software Engineering, pp. 778–788 (2020)
28. Porru, S., Pinna, A., Marchesi, M., Tonelli, R.: Blockchain-oriented software engineering: challenges and new directions. In: 2017 IEEE/ACM 39th International Conference on Software Engineering Companion (ICSE-C), pp. 169–171. IEEE (2017)
29. Salzano, F., Antenucci, C.K., Scalabrino, S., Rosa, G., Oliveto, R., Pareschi, R.: <https://github.com/fsalzano/empirical-analysis-of-vulnerability-detection-tools-for-solidity-smart-contracts>. <https://github.com/fsalzano/Empirical-Analysis-of-Vulnerability-Detection-Tools-for-Solidity-Smart-Contracts> (2024). URL <https://github.com/fsalzano/Empirical-Analysis-of-Vulnerability-Detection-Tools-for-Solidity-Smart-Contracts>. Accessed: 2024-10-29
30. Salzano, F., Scalabrino, S., Oliveto, R., Pareschi, R.: Fixing smart contract vulnerabilities: A comparative analysis of literature and developer’s practices. *arXiv preprint arXiv:2403.07458* (2024)
31. Sendner, C., Petzi, L., Stang, J., Dmitrienko, A.: Large-scale study of vulnerability scanners for ethereum smart contracts. In: 2024 IEEE Symposium on Security and Privacy (SP), pp. 220–220. IEEE Computer Society (2024)
32. Soud, M., Qasse, I., Liebel, G., Hamdaqa, M.: Automesc: Automatic framework for mining and classifying ethereum smart contract vulnerabilities and their fixes. In: 2023 49th Euromicro Conference on Software Engineering and Advanced Applications (SEAA), pp. 410–417. IEEE (2023)
33. Sun, Y., Wu, D., Xue, Y., Liu, H., Wang, H., Xu, Z., Xie, X., Liu, Y.: Gptscan: Detecting logic vulnerabilities in smart contracts by combining gpt with program analysis. In: Proceedings of the IEEE/ACM 46th International Conference on Software Engineering, pp. 1–13 (2024)
34. Tikhomirov, S., Voskresenskaya, E., Ivanitskiy, I., Takhaviev, R., Marchenko, E., Alexandrov, Y.: Smartcheck: Static analysis of ethereum smart contracts. In: Proceedings of the 1st international workshop on emerging trends in software engineering for blockchain, pp. 9–16 (2018)
35. Torres, C.F., Schütte, J., State, R.: Osiris: Hunting for integer bugs in ethereum smart contracts. In: Proceedings of the 34th annual computer security applications conference, pp. 664–676 (2018)
36. Tsankov, P., Dan, A., Drachler-Cohen, D., Gervais, A., Buenzli, F., Vechev, M.: Securify: Practical security analysis of smart contracts. In: Proceedings of the 2018 ACM SIGSAC conference on computer and communications security, pp. 67–82 (2018)
37. Wang, Z., Chen, J., Wang, Y., Zhang, Y., Zhang, W., Zheng, Z.: Efficiently detecting reentrancy vulnerabilities in complex smart contracts. *Proceedings of the ACM on Software Engineering* **1**(FSE), 161–181 (2024)
38. Wang, Z., Chen, J., Zheng, P., Zhang, Y., Zhang, W., Zheng, Z.: Unity is strength: Enhancing precision in reentrancy vulnerability detection of smart contract analysis tools. *IEEE Transactions on Software Engineering* (2024)
39. Wu, S., Li, Z., Yan, L., Chen, W., Jiang, M., Wang, C., Luo, X., Zhou, H.: Are we there yet? unraveling the state-of-the-art smart contract fuzzers. In: Proceedings of the IEEE/ACM 46th International Conference on Software Engineering, pp. 1–13 (2024)
40. Xiao, Z., Wang, Q., Pearce, H., Chen, S.: Logic meets magic: Llms cracking smart contract vulnerabilities. *arXiv preprint arXiv:2501.07058* (2025)
41. Zheng, Z., Su, J., Chen, J., Lo, D., Zhong, Z., Ye, M.: Dappscan: building large-scale datasets for smart contract weaknesses in dapp projects. *IEEE Transactions on Software Engineering* (2024)

42. Zhou, K., Huang, J., Han, H., Gong, B., Xiong, A., Wang, W., Wu, Q.: Smart contracts vulnerability detection model based on adversarial multi-task learning. *Journal of Information Security and Applications* **77**, 103555 (2023)
43. Zhou, X., Chen, Y., Guo, H., Chen, X., Huang, Y.: Security code recommendations for smart contract. In: 2023 IEEE International Conference on Software Analysis, Evolution and Reengineering (SANER), pp. 190–200. IEEE (2023)
44. Zhuang, Y., Liu, Z., Qian, P., Liu, Q., Wang, X., He, Q.: Smart contract vulnerability detection using graph neural networks. In: Proceedings of the Twenty-Ninth International Conference on International Joint Conferences on Artificial Intelligence, pp. 3283–3290 (2021)
45. Zou, W., Lo, D., Kochhar, P.S., Le, X.B.D., Xia, X., Feng, Y., Chen, Z., Xu, B.: Smart contract development: Challenges and opportunities. *IEEE Transactions on Software Engineering* **47**(10), 2084–2106 (2019)