

MaxPoolBERT: Enhancing BERT Classification via Layer- and Token-Wise Aggregation

Maike Behrendt

Heinrich Heine University Düsseldorf
maike.behrendt@hhu.de

Stefan Sylvius Wagner

Heinrich Heine University Düsseldorf
stefan.wagner@hhu.de

Stefan Harmeling

Technical University Dortmund
stefan.harmeling@tu-dortmund.de

Abstract

The [CLS] token in BERT is commonly used as a fixed-length representation for classification tasks, yet prior work has shown that both other tokens and intermediate layers encode valuable contextual information. In this work, we propose MaxPoolBERT, a lightweight extension to BERT that refines the [CLS] representation by aggregating information across layers and tokens. Specifically, we explore three modifications: (i) max-pooling the [CLS] token across multiple layers, (ii) enabling the [CLS] token to attend over the entire final layer using an additional multi-head attention (MHA) layer, and (iii) combining max-pooling across the full sequence with MHA. Our approach enhances BERT’s classification accuracy (especially on low-resource tasks) without requiring pre-training or significantly increasing model size. Experiments on the GLUE benchmark show that MaxPoolBERT consistently achieves a better performance on the standard BERT-base model.

1 Introduction

BERT (Bidirectional Encoder Representations from Transformers) (Devlin et al., 2019), is one of the best known Transformer-based (Vaswani et al., 2017) large language models. The core principle of BERT is the unsupervised pre-training approach on large corpora, enabling it to learn contextual word representations, which can then be used to solve various downstream tasks. Through fine-tuning, BERT adapts its representations to aggregate the most relevant information required for a given task.

A key component of BERT’s architecture is the classification token (abbreviated [CLS]), a special token that is prepended to every input sequence. During fine-tuning for downstream classification tasks, the [CLS] token serves as the only input to the classification head, which generates predictions for the task at hand. Through self-attention, the [CLS] token is expected to capture the sentence-

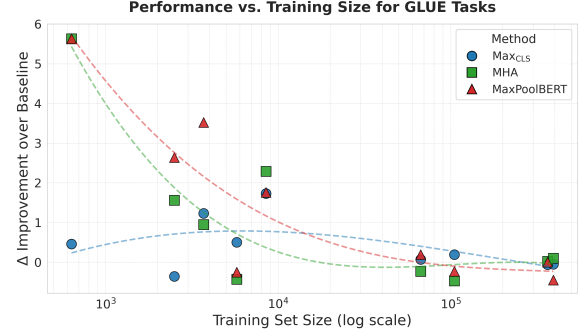


Figure 1: **MaxPoolBERT performs best on low-resource datasets.** We show that MaxPoolBERT provides significant improvements for smaller datasets indicating that the model learns a better representation during fine-tuning.

level information necessary for downstream tasks. In this paper, we ask the question whether we can enrich the [CLS] with information from the layers below the top level.

Toshniwal et al. (2020) systematically compared different text span representations using BERT, and found that max-pooling performs quite well across tasks, though its effectiveness varies across tasks. Fine-tuning reduces the effect that different span representations had in the comparison (Stankevičius and Lukoševičius, 2024).

We know that the last layers of BERT change the most during fine-tuning and encode the most task-specific information (Rogers et al., 2020). This is why the [CLS] token embedding from the final layer is conventionally used for classification. However, assuming that only the [CLS] token retains meaningful sentence-level information is misleading. Prior studies have shown that all token embeddings in the final layer contain sentence-level information (Rogers et al., 2020), and that using different token positions for classification results in only minor differences in accuracy (Goyal et al., 2020). Goyal et al. (2020) also found that embedding vectors in the final layer exhibit high cosine

similarity due to information mixing through self-attention.

Motivated by these findings, we explore incremental modifications to the BERT-base architecture for sequence classification, aiming to enhance its performance on downstream tasks. We specifically focus on improving the informativeness of the [CLS] token by (i) incorporating more width information of the whole sequence, and (ii) incorporating more depth information from additional layers. In the end we find that a mixture of these approaches leads to the best results.

Contributions.

1. We introduce MaxPoolBERT, a simple yet effective extension to BERT that enriches the [CLS] token representation using max-pooling and attention mechanisms across layers and tokens.
2. We systematically evaluate three architectural variants that incorporate width (token-level) and depth (layer-level) information into the [CLS] embedding.
3. We show that our proposed approach improves fine-tuning performance on 7 out of 9 GLUE tasks and achieves an average gain of 1.25 points over the BERT-base baseline.
4. We demonstrate that MaxPoolBERT is particularly effective in low-resource scenarios, providing improved stability and accuracy where training data is limited.

Our best performing model will be made publicly available after the review process.

2 Related Work

Much research has been done dedicated to improving and optimizing BERT’s training process through architectural modifications and fine-tuning strategies. Below, we discuss advancements in fine-tuning stability, text representations, model enhancements, and training efficiency.

Stabilized BERT Fine-Tuning. The pre-training and fine-tuning paradigm for large language models such as BERT (Devlin et al., 2019) has led to significant improvements across a wide range of NLP tasks while keeping computational costs manageable. However, fine-tuning remains unstable

due to challenges like vanishing gradients (Mosbach et al., 2021) and limited dataset sizes (Zhang et al., 2021). Several studies have proposed techniques to address this instability.

Zhang et al. (2021) explore re-initializing BERT layers before fine-tuning, demonstrating that retaining all pre-trained weights is not always beneficial for fine-tuning. They also show that extending fine-tuning beyond three epochs improves performance.

Hao et al. (2020) examine how fine-tuning affects BERT’s attention, finding that higher layers change significantly while lower layers remain stable. They propose a noise regularization method to enhance stability.

Mosbach et al. (2021) identify high learning rates as a key issue that cause fine-tuning instability. They propose using small learning rates with bias correction and increasing training iterations until nearly zero training loss is achieved.

Hua et al. (2021) introduce Layer-wise Noise Stability Regularization which further stabilizes fine-tuning through regularization.

Xu et al. (2023) propose self-ensemble and self-distillation mechanisms that enhance fine-tuning stability without requiring architectural changes or external data.

For an extensive, systematic review of methods for sentence-level embeddings from transformer models, we refer to Stankevičius and Lukoševičius (2024).

Faster Training. In addition to stabilization, architectural enhancements have been introduced to boost BERT’s efficiency and effectiveness

Goyal et al. (2020) propose to eliminate tokens after fine-tuning, to reduce the time of inference. They found out, that in the highest layer of BERT-base, the token representations are very similar and carry similar information.

Recently, Warner et al. (2024) introduce ModernBERT, an updated version of BERT with an increased sequence length of 8192. ModernBERT incorporates architectural improvements such as GeGLU activations (Shazeer, 2020), Flash Attention (Dao et al., 2022), and RoPE embeddings (Su et al., 2024).

While other approaches improve the input embedding size of BERT (Nussbaum et al., 2024) or refine the pre-training process for GPU’s (Geiping and Goldstein, 2023; Portes et al., 2023; Izsak et al., 2021), our work specifically concentrates on optimizing the [CLS] token during fine-tuning,

leveraging the information captured in BERT’s layers after pre-training.

Improved BERT Fine-Tuning. Lastly there have been approaches to enhance the classification performance of BERT through optimized fine-tuning strategies and enriched sentence representations — areas that align closely with our approach, see also [Stankevičius and Lukoševičius \(2024\)](#) who provide a comprehensive survey of methods for extracting sentence-level embeddings from BERT.

[Bao et al. \(2021\)](#) construct sentence representations for classification by selecting meaningful n-grams and combining sub-tokens of a pre-trained BERT model into span representations using a max-pooling approach. These span-representations are max-pooled again into a sentence representation which is concatenated with the [CLS] token embedding.

[Hu et al. \(2024\)](#) develop a dynamically adjustable BERT architecture that optimizes both width (i.e., number of attention heads, number of neurons in the feed forward layer and sequence length) and depth (i.e., number of layers). Their method leverages knowledge distillation to maintain performance while reducing computational overhead.

[Chang et al. \(2023\)](#) introduce Multi-CLS BERT, a framework that fine-tunes BERT multiple times with varying random seeds and a multi-task objective to enhance performance.

[Chen et al. \(2023\)](#) present HybridBERT, which incorporates a hybrid pooling network and drop masking during pre-training to accelerate training and improve downstream accuracy. Their approach also includes local max pooling.

Sentence-BERT ([Reimers and Gurevych, 2019](#)) modifies the training objective to better capture semantic similarity at the sentence level, setting a benchmark for embedding-based classification.

Recently, [Galal et al. \(2024\)](#) compared multiple aggregation strategies for text classification, including an average pooling and a self-attention layer on top of the output embeddings. They also experiment with including the information of the last BERT layers into account. Their experiments are focused on Arabic classification tasks such as sentiment analysis on tweets. They find that freezing the BERT weights before fine-tuning boosts the classification results.

Similar to our experiments, [Lehečka et al. \(2020\)](#) experiment with a pooling operation on the whole

sequence of text to improve BERT for large-scale multi-label text classification. They find that combining max and mean pooling information leads to the greatest improvement.

3 Refining the [CLS] Token

BERT’s classification ([CLS]) token has a special function and serves as a summarizing token. In text classification tasks, it is the input to the classifier and is required to carry all the necessary information from the entire input sequence. This architecture is particularly efficient for fine-tuning and inference because only a single token is passed to the classifier.

However, it has been shown that other token representations in the layers of BERT also capture sentence-level representations ([Rogers et al., 2020](#)). We investigate whether the informativeness of the [CLS] token embedding can be further enhanced during fine-tuning, to improve downstream classification results. To do this, we include more *depth* information from other BERT layers and also more *width* information from other tokens within the sequence.

We study different versions of fine-tuning BERT for sequence classification tasks. All variants are described below.

3.1 Preliminaries.

Final-Layer [CLS] Representation. As a baseline we use the [CLS] token of the final encoder layer of a pre-trained vanilla BERT-base model ([Devlin et al., 2019](#)) for classification (see Figure 2a). Recall that a single layer of BERT can be written as

$$f_i : \mathbb{R}^{T \times d} \rightarrow \mathbb{R}^{T \times d}, \quad (1)$$

where i indicates the layer number (for BERT-base we have 12 layers), T is the number of tokens, and d is the dimensionality of each token vector. We denote the values of the intermediate layers by $y^{(i)}$,

$$y^{(1)} = f_1(x) \quad y^{(i+1)} = f_{i+1}(y^{(i)}) \quad (2)$$

The classification token of each layer is the first token, i.e., for a sequence of tokens $y^{(i)} = [t_{1i}, \dots, t_{Ti}]$ in the i th layer,

$$[\text{CLS}]_i = t_{1i} \in \mathbb{R}^{1 \times d}. \quad (3)$$

The embedding of the [CLS] token serves as the input for the classification head h , which we choose

to be just a linear layer without an activation function, since we are just interested in the plain expressiveness of the refinement (instead of adding tanh as in the original BERT implementation):

$$h : \mathbb{R}^{1 \times d} \rightarrow \mathbb{R}. \quad (4)$$

Thus, the baseline model for sequence classification can be written as:

$$h \circ \text{CLS} \circ f_{12} \circ \dots \circ f_1 : \mathbb{R}^{T \times d} \rightarrow \mathbb{R} \quad (5)$$

for BERT-base with 12 layers.

Max pooling operation. In order to utilize not only the last layer but several layers, we have to define a flexible maximizing operation, that can work with several sequences of vectors. For this, we write $\Theta_t^{(k)} \in \mathbb{R}^{k \times t \times d}$ for the tensor that contains the first t token vectors (each d dimensional) of the last k layers. For instance, $\Theta_1^{(1)} \in \mathbb{R}^{1 \times 1 \times d}$ is the [CLS] token, and $\Theta_1^{(k)} \in \mathbb{R}^{k \times 1 \times d}$ collects the token vectors the [CLS] token of the last k layers. Similarly, $\Theta_T^{(1)} \in \mathbb{R}^{1 \times T \times d}$ contains all token vectors of the last layer, and $\Theta_T^{(k)} \in \mathbb{R}^{k \times T \times d}$ all token vectors of the last k layers.

Next, we define an element-wise max pooling operation that maximize over the first dimension, i.e.,

$$\max : \mathbb{R}^{k \times t \times d} \rightarrow \mathbb{R}^{t \times d}. \quad (6)$$

As pytorch code, this is for b -sized minibatches of shape $b \times k \times t \times d$ the operation `torch.max(Theta, dim=1)`.

3.2 Depth-Wise [CLS] Pooling (Max_{CLS}).

Rogers et al. (2020) propose to take more layers into account for classification, as one possible improvement for BERT’s fine-tuning. Inspired by this, we use *vertical* information (i.e., more depth) from the last k layers instead of only from the last layer by extracting the last k [CLS] embeddings $[\text{CLS}]_{12-k+1}, \dots, [\text{CLS}]_{12}$ which corresponds to the $\Theta_1^{(k)} \in \mathbb{R}^{k \times 1 \times d}$ (using the notation of the previous paragraph) and applying the element-wise max-pooling operation on the extracted tokens (see Figure 2b). The final layers of a BERT model are known to contain the task-specific information. With a max-pooling operation we add further *depth* information from these task-specific layers into the [CLS] embedding just before classification. Experimenting with different values for k , we found that $k = 3$ works best (see A.1.1 in the Appendix).

3.3 Token-Wise Attention via Additional MHA Layer.

An alternative way to enrich the information in the [CLS] token, is to consider *horizontal* information (i.e., more width, see Figure 2c). For this, we include all tokens of the last layer. To obtain a single vector, we employ an additional multi-head attention (MHA) layer on encoder output, but compute the attention only for the [CLS] token. Writing the MHA as usual (see (Vaswani et al., 2017)),

$$\text{MHA}(Q, K, V) = [\text{head}_1, \dots, \text{head}_h] W_0 \quad (7)$$

where the heads are defined as

$$\text{head}_s = \text{Attention}(QW_s^Q, KW_s^K, VW_s^V). \quad (8)$$

we note that in our case $Q = [\text{CLS}]_{12}$ and $K = V = y^{(12)}$. Thus the [CLS] token can attend to all other tokens once more before classification. Note that the additional MHA layer is not part of the pre-training process and is only added and initialized before the fine-tuning process. We use the default initialization of the Pytorch¹ multi-head attention implementation which is a Xavier uniform initialization (Glorot and Bengio, 2010). For the number of heads we choose $h = 4$.

3.4 Sequence-Wide Pooling with MHA (Max_{Seq} + MHA).

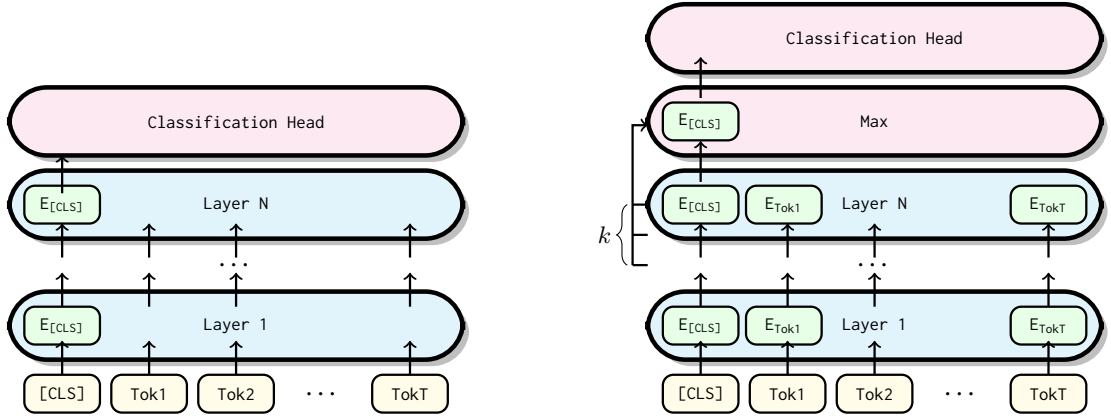
Finally, we combine the additional *depth* and *width* information of **Max_{CLS}** and **MHA** by extending the max-pooling operation to whole sequences of the last k layers by using $\max(\Theta_t^{(k)}) \in \mathbb{R}^{k \times t \times d}$. We call this setup **Max_{Seq} + MHA**, since the maximum is now along the whole sequence and the additional MHA layer aggregates the pooled information. We call this approach **MaxPoolBERT** in the following.

We did consider other variations of these ideas as well: for instance instead a component-wise maximum operation, we calculated the norms of the token vectors and used those to select among the layers. However, the performance was not significantly different to the reported results (see Appendix).

4 Experiments

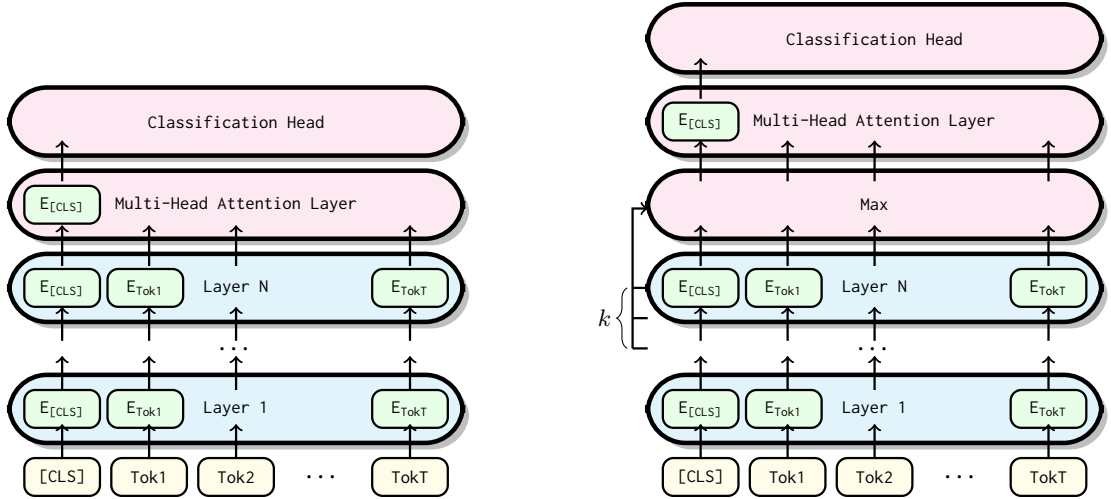
In order to evaluate each previously presented modification of the BERT architecture for sequence classification, we fine-tune each model on different classification tasks and compare the results.

¹<https://pytorch.org/>



(a) **Baseline.** Plain vanilla BERT for sequence classification, where the embedding of the [CLS] token of the final layer is used as input for the classification head.

(b) **Max_{CLS}.** A max-pooling operation is applied on the [CLS] tokens of the last k layers before classification.



(c) **MHA.** An additional multi-head attention layer allows the [CLS] token to attend to all tokens of the last layer.

(d) **Max_{Seq} + MHA.** A max-pooling operation on the whole sequence is combined with an additional MHA layer.

Figure 2: **Comparison of four BERT architectures for sequence classification.** (Left above) Classical BERT for sequence classification architecture. (Right above) Maximizing the token embeddings of the [CLS] token over the last k layers. (Left below) Adding an additional MHA layer before classification. (Right below) *MaxPoolBERT* architecture: The inputs are the same as in the standard BERT model. After the N th layer ($N = 12$ for BERT-base), we apply a max-pooling operation over the last k layers (we used $k = 3$). The [CLS] token can then attend to every token after the max-pooling and the resulting [CLS] token embedding is used for classification.

Parameter	Value
learning rate	2e-5
epochs	4
batch size	32
warmup ratio	0.1
weight decay	0.01

Table 1: Hyperparameters used for all fine-tuning experiments.

4.1 Datasets

GLUE benchmark. The General Language Understanding Evaluation (GLUE) benchmark (Wang et al., 2018) is a well known benchmark for natural language understanding (NLU) and natural language inference (NLI) tasks. We evaluate on the following 9 tasks:

- **CoLA** (Corpus of Linguistic Acceptability (Warstadt et al., 2019)): 10,657 sentences from linguistic publications, annotated for grammatical acceptability (*acceptable* or *unacceptable*).
- **MRPC** (Microsoft Research Paraphrase Corpus (Dolan and Brockett, 2005)): 5,800 sentence pairs from news source, annotated for paraphrase identification (*equivalent*, *not equivalent*).
- **QNLI** (Question NLI): an NLI dataset derived from the Stanford Question Answering Dataset (SQuAD) (Rajpurkar et al., 2016) containing question paragraph pairs. The task is to predict if the question is answered by the given paragraph (*entailment*, *no entailment*).
- **MNLI** (Multi-Genre NLI (Williams et al., 2018)): includes 433,000 sentence pairs, annotated with three different indicators for entailment: *neutral*, *contradiction* and *entailment*.
- **SST-2** (The Stanford Sentiment Treebank (Socher et al., 2013)): 215,154 phrases annotated for sentiment analysis (*positive* or *negative*).
- **STS-B** (Semantic Textual Similarity Benchmark (Cer et al., 2017)): 8,630 sentence pairs annotated with a textual similarity score ([0,5]).
- **RTE** (Recognizing Textual Entailment (Dagan et al., 2006)): 5,770 sentence pairs annotated for entailment recognition (*entailment*, *no entailment*).

- **QQP** (Quora Question Pairs): 795,000 pairs of questions from Quora, annotated for semantic similarity (*duplicate*, *no duplicate*).
- **WNLI** (Winograd NLI (Levesque et al., 2012)): 852 sentence pairs annotated for textual entailment (*entailment*, *no entailment*).

4.2 Experiment Details

All experiments were run on a single NVIDIA A100 GPU. We used the Huggingface transformers and dataset libraries² to implement and train all of our models. Each model was fine-tuned three times for four epochs, with different three different random seeds and report the mean of all runs. All hyperparameters are listed in Table 1. The reported results were run on the validation sets of all GLUE tasks.

5 Results

We report the results for all model variants in each task and analyze fine-tuning stability by measuring the standard deviation between runs with different seeds.

5.1 Performance Across GLUE Tasks

The performance of each of our four variants on the GLUE benchmark tasks is presented in Table 2. For each task, at least one variant achieves higher performance than the BERT baseline, indicating that our proposed methods for enriching the [CLS] token representation are effective. However, the magnitude of improvement varies across tasks.

The **Max_{CLS}** variant, which applies max-pooling over the [CLS] token representations from the last k layers, results in marginal to no improvement for most tasks. Notably, this variant achieves the best performance among all variants on QNLI and STS-B, suggesting that layer-wise max pooling can be beneficial for certain task types. Both tasks incorporate semantic matching between two texts, thus both require nuanced understanding of sentence meaning.

The **MHA** variant introduces an additional MHA layer, allowing the final-layer [CLS] token to attend to the full sequence before classification. This variant consistently improves upon the baseline BERT model, indicating that this extra attention step, effectively enhances the model’s ability to integrate global context. The biggest improvement is observed on the WNLI dataset, which has the fewest

²<https://huggingface.co/>

Model	CoLA	MRPC		QNLI	MNLI		SST-2	STS-B	RTE	QQP		WNLI
	MCC	Acc.	F1	Acc.	m	mm	Acc.	Sp.	Acc.	Acc.	F1	Acc.
Train Size	8.5k	3.7k	3.7k	105k	393k	393k	67k	5.75k	2.5k	364k	364k	634
Baseline	53.59	82.43	87.49	90.96	84.27	84.57	92.55	88.47	63.42	90.65	87.40	49.77
MaxCLS	55.32	83.66	88.5	91.15	84.22	84.55	92.62	88.97	63.06	90.59	87.33	50.23
MHA	55.88	83.38	89.51	90.49	84.37	84.67	92.32	88.04	64.98	90.67	87.45	55.4
MaxSeq+MHA	55.35	85.95	89.78	90.73	83.82	84.24	92.74	88.22	66.06	90.65	87.59	55.4
Δ	2.29	3.52	2.29	0.19	0.24	0.1	0.19	0.5	3.61	0.02	0.19	5.63

Table 2: **Performance on GLUE validation tasks (average of 3 seeds).** The size of the training data set is highlighted in gray. We report Matthews correlation coefficient (MCC) for CoLA, accuracies for matched (m) and mismatched results (mm) for MNLI, and Spearman correlation (Sp.) for STS-B. Below we report the improvement from one variant over the baseline as Δ .

Model	GLUE avg.
Baseline	79.63
MaxCLS	80.02
MHA	80.70
MaxSeq+MHA	80.88
Δ	1.25

Table 3: **Average performance across all GLUE tasks.** MaxPoolBERT shows a consistent gain over BERT-base.

training examples in the GLUE benchmark (634 training examples), suggesting that the added attention is particularly helpful in low-resource settings.

The **MaxSeq+MHA** variant combines token-wise max-pooling over the sequence with the additional MHA layer. This configuration shows the most consistent improvements, achieving a higher performance than the baseline in 7 out of 9 tasks. As shown in Figure 1, the largest improvements are again seen on datasets with limited training data, such as CoLA, MRPC, RTE and WNLI. These findings suggest that combining sequence-level pooling with attention further enhances robustness in low resource settings.

For clarity, Table 3 shows the average performance of each model variant across all GLUE tasks. The **MaxSeq+ MHA** variant, which we call MaxPoolBERT, achieves the highest overall average. While the average improvement over the baseline is 1.25 points, individual tasks show greater improvements.

5.2 Stability on Low-Resource Tasks

To assess fine-tuning stability, which is usually worse for smaller datasets (Devlin et al., 2019; Lee et al., 2020; Dodge et al., 2020), we run all experiments with three different seeds for each GLUE task. We report the mean accuracy across runs (for CoLA we report Matthews correlation coefficient, for STS-B we report Spearman rank correlation),

and include error bars showing the standard deviation of these three runs (see Figure 3 and Table 4).

We observe that the stability in fine-tuning remains comparable across model variants for most datasets. However, improvements are observed for datasets with fewer training samples such as CoLA, MRPC, QQP and WNLI, where our variants exhibit reduced variability between runs. These findings suggest that our proposed modifications improve robustness in the low-sample regime.

6 Conclusion

We introduced MaxPoolBERT, a lightweight yet effective refinement of BERT’s classification pipeline that improves the representational quality of the [CLS] token. Our method leverages max-pooling across layers and tokens, and introduces a multi-head attention layer that allows the [CLS] token to re-aggregate contextual information before classification. These modifications require no changes to pre-training and add minimal overhead to fine-tuning.

Empirical results on the GLUE benchmark demonstrate that MaxPoolBERT outperforms standard BERT-base across most tasks, with especially strong improvements in low-resource settings. This suggests that BERT’s native use of the final-layer [CLS] embedding underutilizes available information and that small architectural additions can enhance generalization without sacrificing efficiency.

Limitations

While MaxPoolBERT improves downstream performance, several limitations remain:

- **No task-specific tuning.** Our experiments use shared hyperparameters across tasks. Further gains could be possible with task-specific settings for pooling depth, attention heads, or training schedules.

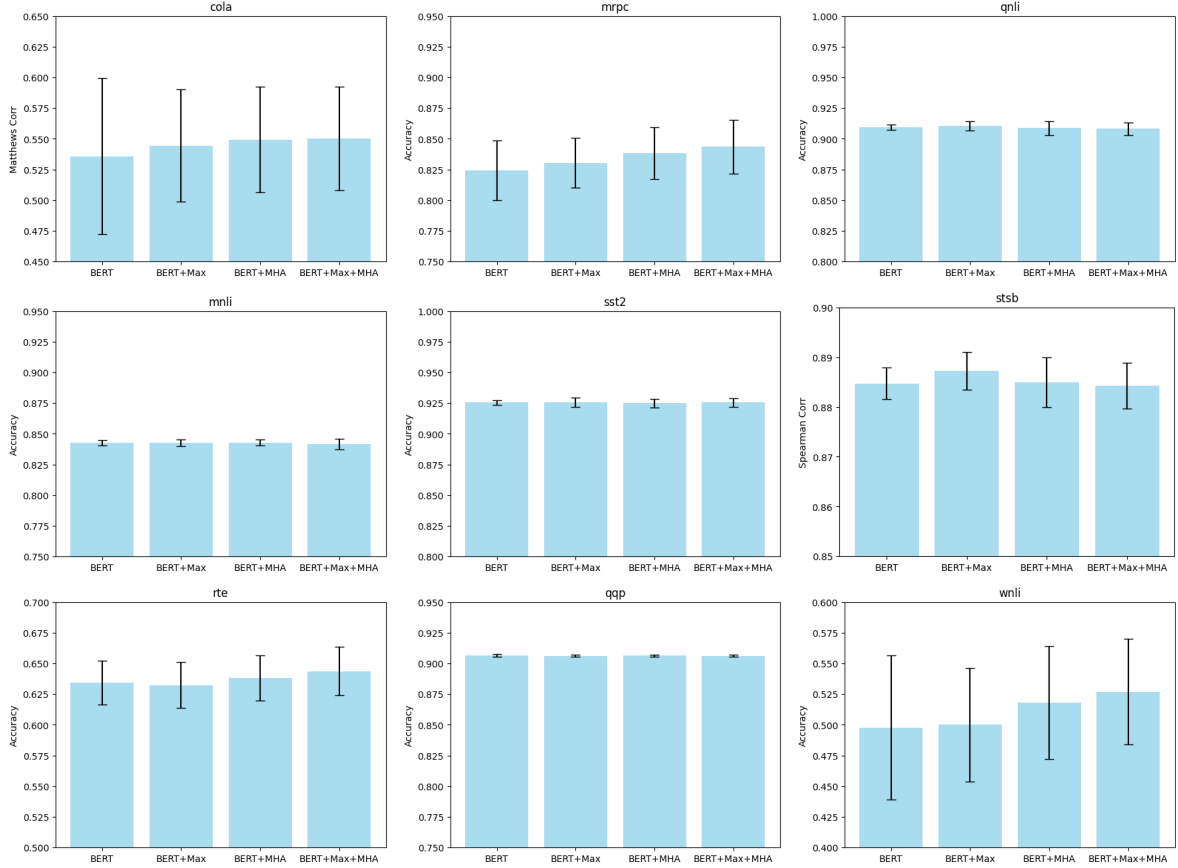


Figure 3: **Accuracies for the GLUE benchmark with error bars.** We show the standard deviation between three fine-tuning runs with three random seeds. Note that the y-axis is shifted but scaled equally across tasks.

Model	CoLA ↓	MRPC ↓	QNLI ↓	MNLI ↓	SST-2 ↓	STSB ↓	RTE ↓	QQP ↓	WNLI ↓
Baseline	6.34e-02	2.42e-02	2.08e-03	1.97e-03	1.99e-03	3.2e-03	1.78e-02	10.8e-04	5.86e-02
MaxCLS	4.55e-02	2.02e-02	3.89e-03	2.73e-03	3.81e-03	3.8e-03	1.86e-02	9.26e-04	4.61e-02
MHA	4.3e-02	2.1e-02	5.69e-03	2.43e-03	3.63e-03	4.99e-03	1.86e-02	8.09e-04	4.61e-02
MaxSeq + MHA	4.22e-02	2.18e-02	5.11e-03	4.45e-03	3.64e-03	4.63e-03	1.96e-02	7.87e-04	4.31e-02

Table 4: **Standard deviations for three fine-tuning runs with different random seeds.**

- **Model size and generalization.** Our work focuses on BERT-base. It remains to be tested whether these findings generalize to larger models like BERT-large or to other transformer variants.
- **Scope of evaluation.** We focus on sentence-level classification tasks in GLUE. The applicability of our approach to other tasks, such as token classification, generation, or cross-lingual transfer, is not yet evaluated.

In the future we aim to further investigate how to optimize the fine-tuning of small BERT models. While larger models often yield better performance, smaller models are crucial in real-time or resource-constrained environments. The BERT training paradigm following pre-training and fine-

tuning has been predominant for several years and is widely used, so it is important to study whether further improvements can be made through small changes to this learning paradigm.

Ethics Statement

This work does not involve the collection or use of sensitive personal data, nor does it generate or process harmful content. We use only publicly available datasets (GLUE benchmark) and follow standard evaluation protocols. Our modifications are intended to improve model efficiency and robustness, particularly in low-resource settings. No human subjects were involved in this research.

References

- Rongzhou Bao, Zhuosheng Zhang, and Hai Zhao. 2021. [Span fine-tuning for pre-trained language models](#). In *Findings of the Association for Computational Linguistics: EMNLP 2021*, pages 1970–1979, Punta Cana, Dominican Republic. Association for Computational Linguistics.
- Daniel Cer, Mona Diab, Eneko Agirre, Iñigo Lopez-Gazpio, and Lucia Specia. 2017. [SemEval-2017 task 1: Semantic textual similarity multilingual and crosslingual focused evaluation](#). In *Proceedings of the 11th International Workshop on Semantic Evaluation (SemEval-2017)*, pages 1–14, Vancouver, Canada. Association for Computational Linguistics.
- Haw-Shiuan Chang, Ruei-Yao Sun, Kathryn Ricci, and Andrew McCallum. 2023. [Multi-CLS BERT: An efficient alternative to traditional ensembling](#). In *Proceedings of the 61st Annual Meeting of the Association for Computational Linguistics (Volume 1: Long Papers)*, pages 821–854, Toronto, Canada. Association for Computational Linguistics.
- Qian Chen, Wen Wang, Qinglin Zhang, Chong Deng, Ma Yukun, and Siqi Zheng. 2023. Improving bert with hybrid pooling network and drop mask. *arXiv preprint arXiv:2307.07258*.
- Ido Dagan, Oren Glickman, and Bernardo Magnini. 2006. The pascal recognising textual entailment challenge. In *Machine Learning Challenges. Evaluating Predictive Uncertainty, Visual Object Classification, and Recognising Tectual Entailment*, pages 177–190, Berlin, Heidelberg. Springer Berlin Heidelberg.
- Tri Dao, Dan Fu, Stefano Ermon, Atri Rudra, and Christopher Ré. 2022. Flashattention: Fast and memory-efficient exact attention with io-awareness. *Advances in Neural Information Processing Systems*, 35:16344–16359.
- Jacob Devlin, Ming-Wei Chang, Kenton Lee, and Kristina Toutanova. 2019. [BERT: Pre-training of deep bidirectional transformers for language understanding](#). In *Proceedings of the 2019 Conference of the North American Chapter of the Association for Computational Linguistics: Human Language Technologies, Volume 1 (Long and Short Papers)*, pages 4171–4186, Minneapolis, Minnesota. Association for Computational Linguistics.
- Jesse Dodge, Gabriel Ilharco, Roy Schwartz, Ali Farhadi, Hannaneh Hajishirzi, and Noah Smith. 2020. Fine-tuning pretrained language models: Weight initializations, data orders, and early stopping. *arXiv preprint arXiv:2002.06305*.
- William B. Dolan and Chris Brockett. 2005. [Automatically constructing a corpus of sentential paraphrases](#). In *Proceedings of the Third International Workshop on Paraphrasing (IWP2005)*.
- Omar Galal, Ahmed H Abdel-Gawad, and Mona Farouk. 2024. [Rethinking of bert sentence embedding for text classification](#). *Neural Computing and Applications*, 36(32):20245–20258.
- Jonas Geiping and Tom Goldstein. 2023. [Cramming: Training a language model on a single GPU in one day](#). In *Proceedings of the 40th International Conference on Machine Learning*, volume 202 of *Proceedings of Machine Learning Research*, pages 11117–11143. PMLR.
- Xavier Glorot and Yoshua Bengio. 2010. [Understanding the difficulty of training deep feedforward neural networks](#). In *Proceedings of the Thirteenth International Conference on Artificial Intelligence and Statistics*, volume 9 of *Proceedings of Machine Learning Research*, pages 249–256, Chia Laguna Resort, Sardinia, Italy. PMLR.
- Saurabh Goyal, Anamitra Roy Choudhury, Saurabh Raje, Venkatesan Chakaravarthy, Yogish Sabharwal, and Ashish Verma. 2020. [PoWER-BERT: Accelerating BERT inference via progressive word-vector elimination](#). In *Proceedings of the 37th International Conference on Machine Learning*, volume 119 of *Proceedings of Machine Learning Research*, pages 3690–3699. PMLR.
- Yaru Hao, Li Dong, Furu Wei, and Ke Xu. 2020. [Investigating learning dynamics of BERT fine-tuning](#). In *Proceedings of the 1st Conference of the Asia-Pacific Chapter of the Association for Computational Linguistics and the 10th International Joint Conference on Natural Language Processing*, pages 87–92, Suzhou, China. Association for Computational Linguistics.
- Ting Hu, Christoph Meinel, and Haojin Yang. 2024. [A flexible bert model enabling width- and depth-dynamic inference](#). *Computer Speech & Language*, 87:101646.
- Hang Hua, Xingjian Li, Dejing Dou, Chengzhong Xu, and Jiebo Luo. 2021. [Noise stability regularization for improving BERT fine-tuning](#). In *Proceedings of the 2021 Conference of the North American Chapter of the Association for Computational Linguistics: Human Language Technologies*, pages 3229–3241, Online. Association for Computational Linguistics.
- Peter Izsak, Moshe Berchansky, and Omer Levy. 2021. [How to train BERT with an academic budget](#). In *Proceedings of the 2021 Conference on Empirical Methods in Natural Language Processing*, pages 10644–10652, Online and Punta Cana, Dominican Republic. Association for Computational Linguistics.
- Cheolhyoung Lee, Kyunghyun Cho, and Wanmo Kang. 2020. [Mixout: Effective regularization to finetune large-scale pretrained language models](#). In *International Conference on Learning Representations*.
- Jan Lehečka, Jan Švec, Pavel Ircing, and Luboš Šmídl. 2020. [Adjusting bert’s pooling layer for large-scale multi-label text classification](#). In *International Conference on Text, Speech, and Dialogue*, pages 214–221. Springer.

- Hector J. Levesque, Ernest Davis, and Leora Morgenstern. 2012. The winograd schema challenge. In *Proceedings of the Thirteenth International Conference on Principles of Knowledge Representation and Reasoning*, KR'12, page 552–561. AAAI Press.
- Marius Mosbach, Maksym Andriushchenko, and Dietrich Klakow. 2021. [On the stability of fine-tuning {bert}: Misconceptions, explanations, and strong baselines](#). In *International Conference on Learning Representations*.
- Zach Nussbaum, John X Morris, Brandon Duderstadt, and Andriy Mulyar. 2024. Nomic embed: Training a reproducible long context text embedder. *arXiv preprint arXiv:2402.01613*.
- Jacob Portes, Alexander Trott, Sam Havens, DANIEL KING, Abhinav Venigalla, Moin Nadeem, Nikhil Sardana, Daya Khudia, and Jonathan Frankle. 2023. [Mosaicbert: A bidirectional encoder optimized for fast pretraining](#). In *Advances in Neural Information Processing Systems*, volume 36, pages 3106–3130. Curran Associates, Inc.
- Pranav Rajpurkar, Jian Zhang, Konstantin Lopyrev, and Percy Liang. 2016. [SQuAD: 100,000+ questions for machine comprehension of text](#). In *Proceedings of the 2016 Conference on Empirical Methods in Natural Language Processing*, pages 2383–2392, Austin, Texas. Association for Computational Linguistics.
- Nils Reimers and Iryna Gurevych. 2019. [Sentence-BERT: Sentence embeddings using Siamese BERT-networks](#). In *Proceedings of the 2019 Conference on Empirical Methods in Natural Language Processing and the 9th International Joint Conference on Natural Language Processing (EMNLP-IJCNLP)*, pages 3982–3992, Hong Kong, China. Association for Computational Linguistics.
- Anna Rogers, Olga Kovaleva, and Anna Rumshisky. 2020. [A primer in BERTology: What we know about how BERT works](#). *Transactions of the Association for Computational Linguistics*, 8:842–866.
- Noam Shazeer. 2020. Glu variants improve transformer. *arXiv preprint arXiv:2002.05202*.
- Richard Socher, Alex Perelygin, Jean Wu, Jason Chuang, Christopher D. Manning, Andrew Ng, and Christopher Potts. 2013. [Recursive deep models for semantic compositionality over a sentiment treebank](#). In *Proceedings of the 2013 Conference on Empirical Methods in Natural Language Processing*, pages 1631–1642, Seattle, Washington, USA. Association for Computational Linguistics.
- Lukas Stankevičius and Mantas Lukoševičius. 2024. [Extracting sentence embeddings from pretrained transformer models](#). *Applied Sciences*, 14(19).
- Jianlin Su, Murtadha Ahmed, Yu Lu, Shengfeng Pan, Wen Bo, and Yunfeng Liu. 2024. [Roformer: Enhanced transformer with rotary position embedding](#). *Neurocomput.*, 568(C).
- Shubham Toshniwal, Haoyue Shi, Bowen Shi, Lingyu Gao, Karen Livescu, and Kevin Gimpel. 2020. [A cross-task analysis of text span representations](#). In *Proceedings of the 5th Workshop on Representation Learning for NLP*, pages 166–176, Online. Association for Computational Linguistics.
- Ashish Vaswani, Noam Shazeer, Niki Parmar, Jakob Uszkoreit, Llion Jones, Aidan N Gomez, Łukasz Kaiser, and Illia Polosukhin. 2017. [Attention is all you need](#). In *Advances in Neural Information Processing Systems*, volume 30. Curran Associates, Inc.
- Alex Wang, Amanpreet Singh, Julian Michael, Felix Hill, Omer Levy, and Samuel Bowman. 2018. [GLUE: A multi-task benchmark and analysis platform for natural language understanding](#). In *Proceedings of the 2018 EMNLP Workshop BlackboxNLP: Analyzing and Interpreting Neural Networks for NLP*, pages 353–355, Brussels, Belgium. Association for Computational Linguistics.
- Benjamin Warner, Antoine Chaffin, Benjamin Clavié, Orion Weller, Oskar Hallström, Said Taghadouini, Alexis Gallagher, Raja Biswas, Faisal Ladhak, Tom Aarsen, et al. 2024. Smarter, better, faster, longer: A modern bidirectional encoder for fast, memory efficient, and long context finetuning and inference. *arXiv preprint arXiv:2412.13663*.
- Alex Warstadt, Amanpreet Singh, and Samuel R. Bowman. 2019. [Neural network acceptability judgments](#). *Transactions of the Association for Computational Linguistics*, 7:625–641.
- Adina Williams, Nikita Nangia, and Samuel Bowman. 2018. [A broad-coverage challenge corpus for sentence understanding through inference](#). In *Proceedings of the 2018 Conference of the North American Chapter of the Association for Computational Linguistics: Human Language Technologies, Volume 1 (Long Papers)*, pages 1112–1122, New Orleans, Louisiana. Association for Computational Linguistics.
- Yi-Ge Xu, Xi-Peng Qiu, Li-Gao Zhou, and Xuan-Jing Huang. 2023. [Improving bert fine-tuning via self-ensemble and self-distillation](#). *J. Comput. Sci. Technol.*, 38(4):853–866.
- Tianyi Zhang, Felix Wu, Arzoo Katiyar, Kilian Q Weinberger, and Yoav Artzi. 2021. [Revisiting few-sample {bert} fine-tuning](#). In *International Conference on Learning Representations*.

Model	CoLA	MRPC		QNLI	MNLI		SST-2	STS-B	RTE	QQP		WNLI
	MCC	Acc.	F1	Acc.	m	mm	Acc.	Sp.	Acc.	Acc.	F1	Acc.
Train Size	8.5k	3.7k	3.7k	105k	393k	393k	67k	5.75k	2.5k	364k	364k	634
Baseline	53.59	82.43	87.49	90.96	84.27	84.57	92.55	88.47	63.42	90.65	87.40	49.77
MaxSeq+MHA	55.35	85.95	89.78	90.73	83.82	84.24	92.74	88.22	66.06	90.65	87.59	55.4
MeanSeq+MHA	55.10	85.62	89.66	90.86	83.78	84.2	92.51		66.67	90.58	87.54	54.46

Table 5: Mean vs. Max Pooling results.

	CoLA	MRPC		RTE
	Acc.	Acc.	F1	Acc.
$k = 1$	54.85	83.58	88.44	63.18
$k = 2$	55.76	85.21	89.29	65.34
$k = 3$	55.35	85.95	89.78	66.06
$k = 4$	56.42	85.29	89.27	65.34
$k = 6$	55.65	85.13	89.25	65.7
$k = 12$	55.41	85.21	89.17	65.46

Table 6: Effect of max-pooling depth k on small GLUE tasks. $k = 3$ generally yields best results.

A Appendix

A.1 Ablations

We conduct ablation studies to test different modifications of our architectures. We describe all experiments and report their results in the following.

A.1.1 Choice of k

We experiment with the choice of k for the max-pooling layer on the smaller GLUE datasets (CoLA, MRPC and RTE) and report the results in the following in Table 6. Because we average over three runs with different random seeds, the choice of k does not have an immense influence on performance, but it is apparent that $k = 3$ is the best choice on the data sets tested.

A.1.2 Pooling.

Several studies indicate, that max-pooling seems to be a stable choice to aggregate information into a single sentence representation. To underline these results, we also experiment with mean-pooling. We apply an element-wise mean-pooling operation

$$\text{mean} : \mathbb{R}^{k \times t \times d} \rightarrow \mathbb{R}^{t \times d} \quad (9)$$

on every vector of our k chosen layers (defined analogously as the max operation in Section 3.1). Here we also choose $k = 3$. We report the experimental results on the GLUE validation set in Table 5. Overall, mean pooling performs similarly well as max pooling, on RTE it even achieves higher performance than max-pooling. In the end, max-pooling seems to be a better choice as max-pooling as it works better for most GLUE datasets.