
DS-Bench: A Realistic Benchmark for Data Science Code Generation

Shuyin Ouyang

King’s College London
London, United Kingdom
shuyin.ouyang@kcl.ac.uk

Dong Huang

The University of Hong Kong
Hong Kong, China
dhuang@cs.hku.hk

Jingwen Guo

King’s College London
London, United Kingdom
jingwen.1.guo@kcl.ac.uk

Zeyu Sun

Institute of Software,
Chinese Academy of Sciences
Beijing, China
zeyu.zys@gmail.com

Qihao Zhu

Peking University
Beijing, China
zhuqh@pku.edu.cn

Jie M. Zhang

King’s College London
London, United Kingdom
jie.zhang@kcl.ac.uk

Abstract

We introduce DS-bench, a new benchmark designed to evaluate large language models (LLMs) on complicated and realistic data science code generation tasks. DS-bench consists of 1,000 carefully constructed problems sourced from realistic problems from GitHub across ten widely used Python data science libraries. Compared to the current state-of-the-art benchmark DS-1000, DS-bench offers a more challenging and representative testbed, longer code solutions, more comprehensive data science libraries, clearer and better structured problem descriptions, and stronger test suites. To construct the DS-bench, we develop a robust pipeline that combines task scope selection, code construction, test case generation, and problem description synthesis. The process is paired with rigorous manual editing to ensure alignment and enhance evaluation reliability. Experimental result shows that DS-bench exhibits robust scaling behavior, where larger models systematically outperform smaller ones, validating its ability to distinguish model capabilities. The best LLM we test, GPT-4o, has a pass@1 of 0.202, indicating that LLMs still have a large room to improve for realistic data science code generation tasks. We believe DS-bench will serve as a rigorous and trustworthy foundation for advancing LLM-based data science programming. The source code of DS-bench is released on https://github.com/ShuyinOuyang/DS_bench.

1 Introduction

Data science is vital in many cross-disciplinary areas [1, 2]. While DS-1000 [3] represents the current leading effort in benchmarking LLMs for data science code generation and is widely adopted in LLM assessment, it still falls short in capturing the full complexity and realism of real-world coding scenarios. We identify three key limitations of DS-1000 that motivate the need for a more robust and realistic benchmark: (1) Lack of realistic reference code. Most code problems are from Stack Overflow. Their solutions are usually easy, one-off code snippets, which are difficult to represent the complex scenarios encountered in real-world programming. For example, the average length of reference code in DS-1000 is only 3.6 lines, which limits their ability to reflect realistic programming tasks. (2) Insufficient testing. DS-1000 include, on average, fewer than 2.1 tests for each coding problem [3], which leads to insufficient coverage of program behavior. As a result, many test cases are relatively simple and fail to fully explore the code’s functionality or corner cases. (3) Poorly structured problem description. Each code problem description in DS-1000 includes a natural

language description and code context, but these elements are often inconsistently formatted, which can limit clarity regarding the expected program behaviors. These limitations highlight the need for a more comprehensive and realistic benchmark for data science code generation.

To fill this gap, we develop a modular pipeline to systematically construct realistic data science code generation tasks from GitHub. Using this pipeline, we build DS-bench, a benchmark with 1,000 problems covering ten widely-used Python data science libraries, namely, NumPy [4], Pandas [5], SciPy [6], Scikit-learn [7], TensorFlow [8], PyTorch [9], Matplotlib [10], Seaborn [11], Keras [12], and LightGBM [13]. Compared to the current state-of-the-art data science code generation benchmark DS-1000, DS-bench offers a more challenging and representative testbed, featuring longer solution code (averaging 22.5 lines vs. 3.6 lines in DS-1000) and richer, better structured problem descriptions (averaging 276 words vs. 140 words in DS-1000). It also provides much stronger tests (averaging 200 tests vs. 2.1 tests in DS-1000) with flexible evaluation framework supporting customizable test case configurations.

We evaluate ten state-of-the-art LLMs on DS-bench, and the results highlight DS-bench’s challenging nature and evaluation reliability. In particular, the best performing LLM, GPT-4o, has pass@1 score of 0.202. Open-source coding-specific models, including DeepSeek-Coder and Qwen2.5-Coder variants, have a pass@1 score of 0.155 and 0.148, respectively. We also observe a clear trend of scaling behavior, where larger models yield higher performance, a trend not always evident on DS-1000. Together, these findings demonstrate that DS-bench serves as a more challenging, rigorous, realistic, and trustworthy benchmark for evaluating and advancing LLM-based data science code generation.

To conclude, this paper makes the following contributions.

- We introduce DS-bench, a realistic benchmark designed to evaluate LLM performance on complicated data science code generation tasks.
- We develop a modular pipeline that constructs the benchmark from GitHub repositories, including task scope determination, code construction, test case generation, problem description synthesis, and manual editing.
- We perform a comprehensive empirical evaluation of 10 state-of-the-art LLMs on DS-bench.

2 DS-bench Construction

To ensure both the scale and quality of DS-bench, we adopt a structured pipeline consisting of task scope determination, ground truth code selection, test case generation, problem description generation, and manual editing. We first determine the scope to specify the categories of programming tasks. Next, we construct ground truth code from GitHub, which serves as the basis for subsequent steps. We then generate a test case script from the ground truth code, which is used to automatically produce test cases for evaluation. Problem descriptions are subsequently created to describe each task. Finally, systematic manual editing is performed to ensure consistency and correctness across all components. The benchmark construction process relies on LLMs, with example prompts provided in Appendix A.8. Figure 1 provides an illustrative overview of our benchmark construction process. The following sections introduce the details of each step in this process.

2.1 Code Task Scope Determination

The construction of the DS-bench begins with the careful choosing of the code task scope. Our goal is to ensure comprehensive coverage of widely used data science libraries, thereby capturing the practical challenges commonly encountered by developers. We extend the foundation laid by the existing DS-1000 benchmark, which covers seven libraries, by expanding the set to ten. In particular, we add Seaborn, Keras, and LightGBM to better capture the evolving landscape of data science. These libraries have seen significant adoption in recent years: Seaborn for its advanced statistical visualization capabilities, Keras as a widely used high-level interface for deep learning, and LightGBM for its scalable implementation of gradient boosting algorithms. Their inclusion addresses the increased demand for code generation benchmarks involving complex APIs and diverse usage patterns that pose additional challenges for LLMs. This broader coverage increases the diversity and practical relevance of DS-bench, establishing it as a more representative and robust benchmark for assessing code generation models in real-world data science workflows.

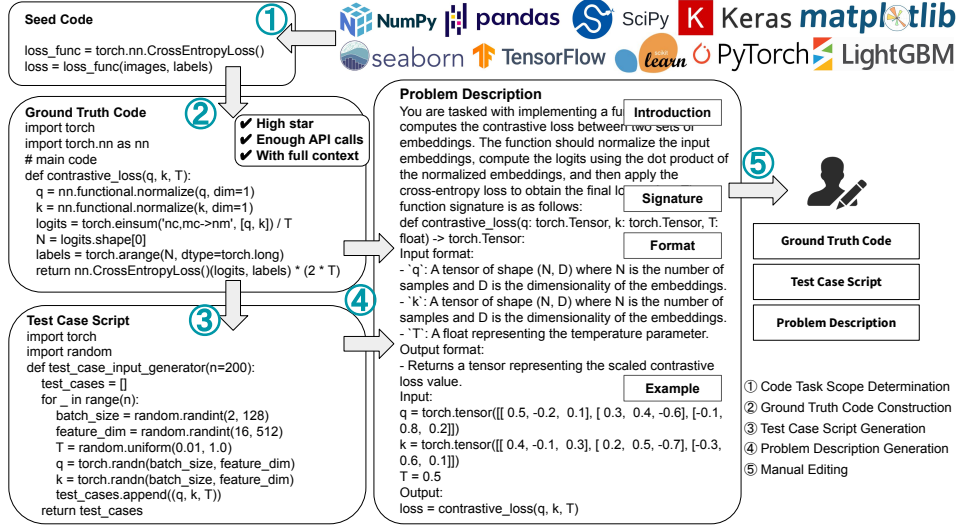


Figure 1: An example of DS-bench construction.

2.2 Ground Truth Code Construction

The first stage focuses on constructing high-quality ground truth code to create more realistic code generation tasks, consisting of four sub-steps: collecting seed code, sourcing code from GitHub, reconstructing missing context, and filtering the code candidates.

Collecting seed code. We begin by collecting seed code that serves as the query for retrieving realistic data science code from GitHub. The code is obtained from two sources: the reference code in the DS-1000 benchmark, and answer code extracted from Stack Overflow [14] coding questions. Inspired by DS-1000, we use library names such as “numpy” and “pandas” as keywords to search for highly voted Stack Overflow questions, collecting up to 500 top-ranked questions per library. For each selected question, we extract the highest-voted answer’s code as seed code.

Sourcing code from GitHub. Each snippet is then split at the line level, and each line is used as a query to retrieve code from GitHub via the GitHub REST API. We filter these results to retain only Python files and apply deduplication to remove redundant candidates, resulting in a pool of 807,198 code candidates, each stored with its associated repository metadata for subsequent processing.

Context reconstruction. We perform context reconstruction for two main reasons. First, the retrieved code candidates are often partial snippets that lack the surrounding context necessary for standalone execution. Second, using raw GitHub code directly poses a risk of data leakage, as large language models may have been pre-trained on the same public code, potentially leading to unfair evaluation. To address both challenges, we design an automated context reconstruction pipeline that transforms code candidates into standardized, self-contained units. For each candidate snippet, we locate its original source file within the corresponding repository and parse it into an Abstract Syntax Tree (AST) for structural analysis. We then perform dependency resolution, identifying and extracting all required contextual elements, such as import statements, variable initializations, and auxiliary function definitions. In cases where the candidate represents a method encapsulated within a class, we refactor it into a top-level function, transforming its object-oriented dependencies into explicit parameters as needed. To ensure functional completeness, if any referenced variables or functions remain unresolved after context reconstruction, we promote them to explicit function parameters, enabling the candidate to be executed in isolation as a self-contained unit. In addition, we apply code reformatting to further standardize the reconstructed candidates. For instance, if the main code lacks a return statement, we append a return for the last variable (excluding those defined as function parameters). We systematically remove file-related operations to avoid external dependencies, which can mitigate the risk of data leakage.

Code filtering. We apply a two-stage filtering process, property and functional filtering, to ensure that only high-quality candidates are retained. At the property level, we implement: (1) compilation filtering to eliminate candidates that fail to execute at the file-level independently; (2) star filtering to retain only candidates from repositories with at least 10 GitHub stars, thereby promoting code quality; and (3) API call filtering to ensure that each candidate contains at least three API calls, ensuring adequate task complexity. At the functional level, we evaluate candidates based on their ability to successfully execute generated test cases. For each candidate, we prompt the LLM to generate 10 diverse input test cases based on the code. A candidate is accepted if it executes successfully on at least one test case. If all initial test cases fail, additional sets are iteratively generated until the candidate passes at least one or a predefined maximum of five attempts are reached. Candidates that fail to pass any test case within this limit are discarded. This process serves as a coarse-grained filter, designed to eliminate candidates with fundamental errors in the code logic. In the subsequent stage, we employ a more stringent procedure to further verify the quality of the ground truth code. Ultimately, this filtering pipeline yields 7,623 validated candidates, each paired with corresponding sample inputs and outputs, collectively constituting the ground truth code set for DS-bench.

2.3 Test Case Generation

Generating a large number of high-quality test cases for code problems is typically labor-intensive and costly. To address this challenge, we design an automatic approach that generates test-case input generation scripts rather than manually crafting individual test cases. We leverage LLMs to produce scripts that, when executed, are capable of generating diverse and valid test inputs for the corresponding ground truth code. However, not every generated script produces fully correct test cases. In particular, some generated test inputs may fail when passed to the ground truth code, raising runtime errors or exceptions. To mitigate this issue and ensure the reliability of our test case generation process, we incorporate a script repair mechanism based on self-repair [15] techniques.

Test Case Script Improvement. We employ a self-repair loop to iteratively enhance the quality of the generated test case scripts. Assuming the ground truth code obtained from the previous stage is correct, we enforce a strict criterion: all generated test case inputs must execute successfully without any errors, whether arising from the input data or the code logic. If a generated input triggers an error, we record both the input and the corresponding error message. This information is then used to guide the LLM in revising the test case script to eliminate the identified issues. The repair process is repeated for up to five iterations or until the script reliably generates valid inputs that pass all tests. This iterative refinement improves the robustness and reliability of the test case scripts, ensuring they satisfy the stringent standards of DS-bench. To further assess the effectiveness of the generated test cases, we perform a test coverage analysis by applying them to the ground truth code. Detailed results are provided in Appendix A.5. Following this step, 2,407 code candidates are retained.

2.4 Problem Description Generation

Given the ground truth code, we leverage LLM to generate corresponding code problem descriptions, aiming to produce better-structured and well-formatted task descriptions. Each description is required to include at least four components: a general introduction, a function signature, input and output formats, and illustrative input-output examples. However, we observe that LLMs often struggle to generate accurate and consistent input-output pairs. Although examples may appear plausible, they frequently fail to match the ground truth code’s behavior, thereby compromising benchmark quality. To address this issue, we divide the description generation process into two separate stages.

First, we prompt the LLM to generate a problem description covering only the general introduction, the function signature, and the input-output format, explicitly excluding examples. Second, we generate an input-output example independently by executing the test case generation scripts produced in the previous step. Finally, we concatenate the LLM-generated description and the independently generated example to form the final code problem description. This separation ensures that examples remain consistent with the underlying code logic. However, misalignments between the generated description and the ground truth code may still occur. To further ensure alignment quality, we perform manual editing in the next step.

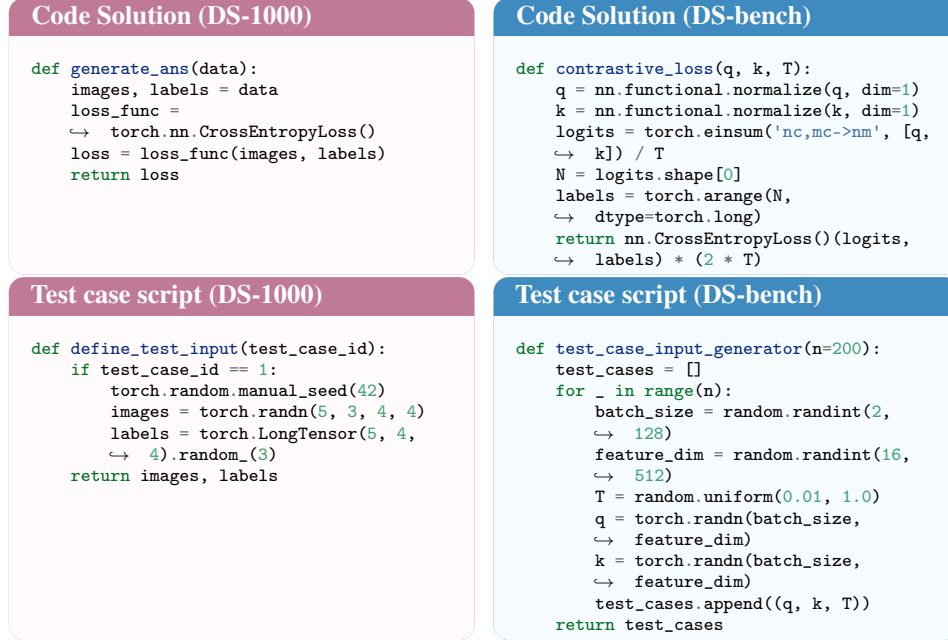


Figure 2: Example code solutions and test case scripts from DS-1000 (left) and DS-bench (right), highlighting differences in task complexity and evaluation rigor.

2.5 Manual Editing

After completing the automated stages of construction, we obtain a preliminary pool of 1,000 code problem sets, each containing a ground truth code snippet, its corresponding problem description, and a test case generation script. To ensure the benchmark quality, we conduct a rigorous manual review and refinement process. Manual editing is collaboratively performed by four authors with expertise in programming and data science.

First, we double-check the test case generation scripts to ensure their robustness and variability. Specifically, we modify the random seeds used in the scripts and verify that they consistently generate valid and diverse test cases across different runs, reinforcing the reliability of the benchmark. Second, we validate the alignment between the ground truth code, the test case script, and the problem description. Specifically, we ensure that the ground truth code correctly matches the input-output examples provided in the problem description, that the test case script produces outputs consistent with the specified input format of the ground truth code, and that the core logic described in the problem description accurately reflects the ground-truth implementation and provides sufficient information for a human to solve the data science task.

Furthermore, DS-bench is designed to support flexible evaluation settings. The benchmark provides users with the ability to customize the test cases by adjusting the random seed and specifying the number of test cases required, enabling more adaptable and robust evaluation protocols. Additional details on the test suite design are provided in Appendix A.6.

3 Benchmark Statistics

We provide benchmark statistics in Table 2. DS-bench focuses on ten data science libraries, including 131 problems for NumPy, 92 for Pandas, 112 for SciPy, 108 for Scikit-learn, 105 for Matplotlib, 83 for Seaborn, 110 for TensorFlow, 101 for PyTorch, 104 for Keras, and 54 for LightGBM. The average number of problem words per task stays between 217.5 and 451.7, demonstrating that tasks are not limited to short or overly simplified descriptions but instead reflect rich problem statements that mirror real-world project specifications.

We compared DS-bench with other data science code generation datasets. Table 1 offers a comprehensive comparison between DS-bench and several widely used benchmarks for code generation,

including HumanEval [16], MBPP [17], APPS [18], DSP [19], and DS-1000 [3]. When compared to traditional code generation datasets such as HumanEval, MBPP, and APPS, DS-bench demonstrates significantly greater complexity and evaluation rigor. HumanEval and MBPP, while foundational, are limited by their concise problem descriptions (averaging 23.0 and 15.7 words, respectively) and short canonical solutions (6.3 and 6.7 lines on average), reflecting small, well-scoped programming tasks. Even APPS, which features more challenging problems, offers a considerably lower evaluation depth with only 13.2 test cases per problem. In contrast, DS-bench is richly detailed in problem description, averaging 270.9 words, and requires more extensive solutions (22.5 lines on average), while each task is evaluated with 200 test cases by default.

Table 1: Comparison of DS-bench to other benchmarks.

Benchmark	No. of Problems	No. of Libraries	Avg. Test Cases	Avg. Problem Words	Avg. Lines of Solution	Data Source
HumanEval	164	-	7.1	23.0	6.3	Hand-Written
MBPP	974	-	3.0	15.7	6.7	Hand-Written
APPS	10000	-	13.2	293.2	18.0	Hand-Written
DSP	1119	8	2.1	71.9	4.5	Notebooks
DS-1000	1000	7	1.6	140.0	3.6	StackOverflow
DS-bench	1000	10	200.0 (default)	276.0	22.5	GitHub

Table 2: Distribution of problems in DS-bench by library.

Library	No. of Problems	Avg. Problem Words	Avg. Lines of Solution	Library	No. of Problems	Avg. Problem Words	Avg. Lines of Solution
NumPy	131	223.2	23.5	Seaborn	83	451.7	20.9
Pandas	92	264.1	29.5	TensorFlow	110	229.5	16.7
Scipy	112	220.2	24.3	PyTorch	101	217.5	19.7
Scikit-learn	108	253.1	27.6	Keras	104	219.9	18.6
Matplotlib	105	451.6	19.7	LightGBM	54	270.9	25.7

Compared to existing data science code generation benchmarks like DSP and DS-1000, DS-bench further raises the standard across many dimensions. Although DSP and DS-1000 are early efforts to adapt benchmarks toward the data science domain, they still maintain short problem descriptions (71.9 and 140.0 words on average) and short solutions (4.5 and 3.6 lines on average), and often focus on isolated code snippets extracted from notebooks or Q&A forums. Moreover, evaluation in these datasets remains insufficient, with only 2.1 and 1.6 test cases per problem on average. In contrast, DS-bench is built from GitHub repositories, with robust evaluation, ensuring that problems represent substantial data science tasks rather than isolated code fragments.

Figure 2 compares the code solutions and test case scripts between DS-1000 and DS-bench. The DS-1000 code solution is short and focuses on a single function call (*CrossEntropyLoss*), with almost no surrounding logic or structure. In contrast, the DS-bench code solution presents a more complex scenario, requiring more steps, including vector normalization, matrix operations (*einsum*), and parameter scaling. This reflects DS-bench’s emphasis on more realistic and multi-step coding tasks that better mimic real-world development workflows. The test case scripts further highlight the differences. DS-1000 provides only a single hard-coded test case, with fixed random seeds and dimensions, offering minimal variability and limited robustness for model evaluation. By comparison, DS-bench introduces a test case generator function that, by default, generates 200 diverse input samples, with test cases spanning a much wider range of values and supporting customizable random seeds. This test case design ensures better coverage of potential input spaces, promoting a more robust model evaluation. The code problem description in DS-1000 suffers from excessive verbosity, informal language, and ambiguity in requirements, which often leads to inconsistent model behavior. In contrast, DS-bench provides a concise, structured, and precisely defined task description with clear input-output formats and examples, specifically designed to guide code generation. More detailed comparisons can be found in Appendix A.7.

4 Benchmark State-of-the-art LLMs

4.1 Experiment Setup

Models. We evaluate both open-source and closed-source LLMs in code generation. For the closed-source model, we evaluate DS-bench with OpenAI’s GPT models. Specifically, we experiment with GPT-3.5-turbo, GPT-4o-mini, and GPT-4o. For the open-source model, the LLMs we used include DeepSeek-Coder-Instruct (1.3B, 6.7B, and 33B), DeepSeek-Coder-V2-Lite-Instruct (15.7B), and Qwen2.5-Coder-Instruct (7B, 14B, and 32B).

Randomness control. LLMs are non-deterministic in nature [20]. We set all models’ temperatures by 0.2. We also run all the models 3 times identically to mitigate the randomness that affects our experiment results. For each run, we collect the code snippets from the LLM’s response, evaluate them, and record their test case passing status, whether they fully pass the test cases, partially pass the test cases, or fail all the test cases. More detailed settings and experiments about randomness can be found in Appendix A.4.

Compute resource. The experiments are conducted in an edge server with an Intel Xeon Platinum 8336C CPU with 128 cores, 8 * NVIDIA A100-SXM GPUs, and a total memory capacity of 2.0TiB.

4.2 Metrics

Pass@k We measure the performance with pass@k [16], where k code samples are generated per problem, a problem is considered solved if any sample passes the unit tests, and the total fraction of problems solved is reported. We pick k as 1 and 3 in our experiments. We run the experiments three times, we report the mean pass@1 and pass@3 in our results.

Test case passing status In this paper, we classify the passing status into three categories, namely correct, partially correct, and wrong. Correct means that the generated code can pass all the test cases. Partially correct means that the code can only pass part of all the test cases. Wrong means that the code fails to pass any test cases. We record the average numbers for each category and use them to reflect the code generation performance.

4.3 Experiment Results

Table 3: Experiment results on DS-bench and DS-1000.

Benchmark	Model	Pass@1	Pass@3	Avg. Correct	Avg. Partially Correct	Avg. Wrong
DS-1000	GPT-3.5-turbo	0.374	0.442	373.7±6.2	0.0±0.0	626.3±6.2
	GPT-4o-mini	0.422	0.485	422.0±8.6	0.0±0.0	578.0±8.6
	GPT-4o	0.451	0.545	450.7±2.9	0.0±0.0	549.3±2.9
	DeepSeek-Coder-1.3B-Instruct	0.122	0.230	121.7±4.1	0.0±0.0	878.3±4.1
	DeepSeek-Coder-6.7B-Instruct	0.172	0.301	172.0±4.2	0.0±0.0	828.0±4.2
	DeepSeek-Coder-V2-Lite-Instruct(15.7B)	0.228	0.337	228.0±8.5	0.0±0.0	772.0±8.5
	DeepSeek-Coder-33B-Instruct	0.136	0.241	136.0±3.7	0.0±0.0	864.0±3.7
	Qwen2.5-Coder-7B-Instruct	0.005	0.012	4.7±2.5	0.0±0.0	995.3±2.5
	Qwen2.5-Coder-14B-Instruct	0.323	0.476	323.0±10.2	0.0±0.0	677.0±10.2
	Qwen2.5-Coder-32B-Instruct	0.419	0.508	419.0±3.7	0.0±0.0	581.0±3.7
DS-bench	GPT-3.5-turbo	0.147	0.180	146.7±3.8	75.0±1.4	778.3±2.4
	GPT-4o-mini	0.167	0.190	166.7±0.9	71.3±1.7	762.0±2.2
	GPT-4o	0.202	0.239	201.7±6.9	95.0±3.6	703.3±5.0
	DeepSeek-Coder-1.3B-Instruct	0.054	0.081	54.3±3.7	35.7±4.1	910.0±3.7
	DeepSeek-Coder-6.7B-Instruct	0.105	0.136	104.7±3.4	68.0±1.4	827.3±4.0
	DeepSeek-Coder-V2-Lite-Instruct(15.7B)	0.113	0.142	113.0±2.9	69.0±6.2	818.0±5.7
	DeepSeek-Coder-33B-Instruct	0.155	0.206	155.0±3.7	77.3±3.3	767.7±3.7
	Qwen2.5-Coder-7B-Instruct	0.074	0.110	73.7±6.8	36.0±2.4	890.3±6.6
	Qwen2.5-Coder-14B-Instruct	0.100	0.144	99.7±1.9	57.7±4.7	842.7±4.1
	Qwen2.5-Coder-32B-Instruct	0.148	0.174	148.0±5.1	74.7±3.8	777.3±1.7

Closed-source models As shown in Table 3, closed-source models such as GPT-3.5-turbo, GPT-4o-mini, and GPT-4o achieve the highest overall performance on DS-bench. Among them, GPT-4o

achieves the highest pass@1 score of 0.202, the highest pass@3 score of 0.239, and the largest average number of correct outputs (201.7) across all evaluated models. Notably, the smaller GPT-4o-mini also surpasses GPT-3.5-turbo in all key metrics, indicating that architectural and training optimizations play a critical role beyond model scaling alone. Despite these advances, **the relatively low pass@1 scores of even the best models reflect the challenge posed by DS-bench in realistic and diverse data science code generation tasks.**

Open-source models In contrast, open-source code generation models, including DeepSeek and Qwen variants, lag significantly behind closed-source models on DS-bench. The strongest open-source model, DeepSeek-Coder-33B-Instruct, reaches pass@1 of only 0.155, which remains substantially below GPT-4o’s 0.202. Similarly, the average numbers of fully correct and partially correct outputs are consistently lower, while the number of wrong outputs remains higher. However, the clear and consistent performance gains observed with increasing model sizes and improved versions indicate that **our chosen models on DS-bench follow the scaling law.**

Comparison with DS-1000 Compared to DS-1000, models consistently achieve lower pass@1 and pass@3 scores on DS-bench. For example, GPT-4o obtains pass@1 and pass@3 of 0.451 and 0.545 on DS-1000 but only 0.202 and 0.239 on DS-bench. This pronounced decline highlights that (1) DS-bench presents a more challenging task for LLMs. In addition, the variance across evaluation metrics, such as the average number of correct outputs, is relatively smaller in DS-bench than in DS-1000. This lower variance reflects that (2) DS-bench provides a more consistent and reliable test suite, where evaluation outcomes are less affected by randomness and better reflect the capabilities of models. Furthermore, (3) the results on DS-bench exhibit clear adherence to the scaling law, with larger models systematically outperforming smaller ones. Within both DeepSeek and Qwen model families, increasing the size of parameters consistently leads to higher pass@1 and pass@3 scores and better correctness. For example, in the Qwen2.5-Coder series, the pass@1 steadily increases from 0.074 (7B) to 0.100 (14B) and 0.148 (32B), reflecting the critical role of scaling even within the same architectural family. In contrast, DS-1000 shows irregular scaling behavior. **These results show that DS-bench not only increases the task difficulty but also offers a more rigorous, stable, and trustworthy benchmark to assess real-world data science code generation.**

Looking deeper into the benchmark, we observe that DS-1000 exhibits several issues that undermine its reliability as a benchmark, particularly in cases where it fails to reflect expected scaling behavior. First, the code context in DS-1000’s problem descriptions makes it difficult for models to generate valid solutions that conform to its expected format. As a result, models often produce either empty outputs or solutions that fail to meet basic structural requirements. Second, the reference solutions in DS-1000 are typically very short, and models tend to mimic this brevity, often resulting in repeated or incomplete outputs that encounter the response length constraint. Third, the evaluation is often based on a small set of test cases, which contributes to higher variance and unstable model performance. In contrast, DS-bench addresses these challenges in three aspects. First, its problem descriptions are designed to be aligned with ground truth code and standardized, reducing ambiguity and helping models generate structurally valid solutions. Second, the solutions are of realistic length, avoiding unintended biases toward brevity and minimizing the risk of incomplete or constrained outputs. Third, DS-bench employs a larger set of test cases, which leads to more reliable model performance. Together, these improvements make DS-bench a more robust and reliable benchmark than DS-1000 for evaluating LLMs on data science code generation tasks.

Library-level analysis Table 4 presents a detailed breakdown of the mean pass@1 scores on DS-bench across ten libraries. Closed-source models, particularly GPT-4o, dominate performance in nearly all libraries. GPT-4o consistently achieves the highest pass@1 scores (e.g., 0.145 for NumPy, 0.283 for SciPy, and 0.525 for PyTorch). In contrast, open-source models exhibit lower overall performance but still show reasonable scaling trends. Within both the DeepSeek and Qwen families, larger models outperform smaller ones across most libraries. For instance, DeepSeek-Coder-33B-Instruct shows clear improvements over DeepSeek-Coder-1.3B-Instruct, especially in libraries like scikit-learn (0.219) and PyTorch (0.429). Similarly, Qwen2.5-Coder-32B-Instruct shows notable gains compared to its smaller variants.

However, certain libraries, particularly Matplotlib and Seaborn, remain challenging across all models. The pass@1 scores for these libraries are consistently lower than for libraries like Scikit-learn, Keras, or PyTorch. This suggests that generating data visualization remains difficult for current

LLMs, particularly under our evaluation criterion requiring a similarity score exceeding 50%. Even DeepSeek-Coder-33B-Instruct only achieves 0.111 and 0.048 pass@1 on Matplotlib and Seaborn tasks, respectively. The results reveal that while current models are increasingly capable of handling core data science libraries like NumPy and PyTorch, significant challenges remain for specialized domains such as visualization. **The detailed breakdown shows that DS-bench successfully covers a broad and challenging spectrum of real-world data science coding tasks.**

Table 4: Experiment result on DS-bench for each library (pass@1).

Model	NumPy	Pandas	Scipy	Scikit-learn	Matplotlib	Seaborn	TensorFlow	PyTorch	Keras	LightGBM
GPT-3.5-turbo	0.074	0.094	0.199	0.222	0.105	0.032	0.106	0.436	0.087	0.068
GPT-4o-mini	0.109	0.123	0.188	0.269	0.035	0.088	0.127	0.505	0.071	0.142
GPT-4o	0.145	0.120	0.283	0.281	0.073	0.080	0.203	0.525	0.112	0.154
DeepSeek-Coder-1.3B-Instruct	0.046	0.022	0.062	0.077	0.029	0.016	0.033	0.142	0.058	0.049
DeepSeek-Coder-6.7B-Instruct	0.064	0.051	0.107	0.210	0.044	0.012	0.091	0.271	0.093	0.080
DeepSeek-Coder-V2-Lite-Instruct(15.7B)	0.064	0.040	0.196	0.170	0.016	0.012	0.112	0.297	0.099	0.099
DeepSeek-Coder-33B-Instruct	0.115	0.091	0.161	0.219	0.111	0.048	0.124	0.429	0.099	0.130
Qwen2.5-Coder-7B-Instruct	0.041	0.043	0.042	0.111	0.038	0.060	0.036	0.205	0.115	0.037
Qwen2.5-Coder-14B-Instruct	0.061	0.080	0.116	0.154	0.000	0.000	0.109	0.284	0.090	0.086
Qwen2.5-Coder-32B-Instruct	0.109	0.091	0.220	0.188	0.003	0.000	0.161	0.439	0.106	0.130

5 Related Work

5.1 LLM4Code

LLMs and their agent frameworks have advanced code intelligence demonstrating strong capabilities in code generation, completion, translation, repair, and summarization [16, 21, 22, 23, 24, 25]. Recent studies explore scaling laws and pretraining objectives for code-specific LLMs [26, 27], semantic integration for improved understanding [21], and retrieval-augmented or prompt-based methods to tackle complex coding tasks [20, 28, 29, 30, 31]. Applications include test generation [32, 33] and program repair [34]. Despite this progress, challenges remain in addressing hallucination, and the need for domain-specific tuning [35, 36], underscoring the importance of task-oriented benchmarks with robust evaluation.

5.2 Code Generation Benchmark

With growing model capabilities, benchmarks for code generation [16, 37, 38, 39, 40] have evolved in difficulty and scope. HumanEval [16] set a standard for evaluating functional correctness from natural language. Subsequent datasets expanded this, including APPS [18] for diverse coding tasks, MBPP [17] for beginner Python problems, and CodeContests [41] for competitive programming. Domain-specific benchmarks emerged with DS-1000 [3], focusing on real-world data science tasks, and SWE-bench [42], emphasizing realistic software engineering workflows. However, data science code benchmarks remain limited: many rely on synthetic code, vague task descriptions, and insufficient test cases (e.g., fewer than 2.1 tests per task [3]). To address this, we introduce DS-bench, a benchmark grounded in realistic data workflows, with well-formatted descriptions and comprehensive test suites, offering a more rigorous evaluation framework for LLM-based data science code generation.

6 Conclusions and Future work

In this work, we introduce DS-bench, a dataset designed to measure LLMs’ performance on realistic data science code generation. DS-bench encompassed 1,000 data science code tasks and span 10 different libraries that are commonly used in Python. Unlike previous data science code generation benchmarks that mainly focus on insufficiently realistic tasks with less rigorous evaluation, DS-bench offers more challenging real-world code generation tasks and a solid evaluation framework with enough test cases. DS-bench aims to attract the community’s attention to the library-related code generation task, which is closer to real-world programming scenarios. In the future, we will consider extending DS-bench with code repair tasks under more complicated real-world scenarios.

References

- [1] Evan Bolyen, Jai Ram Rideout, Matthew R Dillon, Nicholas A Bokulich, Christian C Abnet, Gabriel A Al-Ghalith, Harriet Alexander, Eric J Alm, Manimozhiyan Arumugam, Francesco Asnicar, et al. Reproducible, interactive, scalable and extensible microbiome data science using qiime 2. *Nature biotechnology*, 37(8):852–857, 2019.
- [2] Hossein Hassani and Emmanuel Sirmal Silva. The role of chatgpt in data science: how ai-assisted conversational interfaces are revolutionizing the field. *Big data and cognitive computing*, 7(2):62, 2023.
- [3] Yuhang Lai, Chengxi Li, Yiming Wang, Tianyi Zhang, Ruiqi Zhong, Luke Zettlemoyer, Wentao Yih, Daniel Fried, Sida Wang, and Tao Yu. Ds-1000: A natural and reliable benchmark for data science code generation. In *International Conference on Machine Learning*, pages 18319–18345. PMLR, 2023.
- [4] Numpy. <https://numpy.org/>.
- [5] Pandas. <https://pandas.pydata.org/>.
- [6] Scipy. <https://scipy.org/>.
- [7] Scikit-learn. <https://scikit-learn.org/stable/>.
- [8] TensorFlow. <https://www.tensorflow.org/>.
- [9] PyTorch. <https://pytorch.org/>.
- [10] Matplotlib. <https://matplotlib.org/>.
- [11] Seaborn. <https://seaborn.pydata.org/>.
- [12] Keras. <https://keras.io/>.
- [13] LightGBM. <https://lightgbm.readthedocs.io/en/latest/index.html>.
- [14] Stack Overflow. <https://stackoverflow.com/>.
- [15] Chunqiu Steven Xia and Lingming Zhang. Keep the conversation going: Fixing 162 out of 337 bugs for \$0.42 each using chatgpt. *arXiv preprint arXiv:2304.00385*, 2023.
- [16] Mark Chen, Jerry Tworek, Heewoo Jun, Qiming Yuan, Henrique Ponde De Oliveira Pinto, Jared Kaplan, Harri Edwards, Yuri Burda, Nicholas Joseph, Greg Brockman, et al. Evaluating large language models trained on code. *arXiv preprint arXiv:2107.03374*, 2021.
- [17] Jacob Austin, Augustus Odena, Maxwell Nye, Maarten Bosma, Henryk Michalewski, David Dohan, Ellen Jiang, Carrie Cai, Michael Terry, Quoc Le, et al. Program synthesis with large language models. *arXiv preprint arXiv:2108.07732*, 2021.
- [18] Dan Hendrycks, Steven Basart, Saurav Kadavath, Mantas Mazeika, Akul Arora, Ethan Guo, Collin Burns, Samir Puranik, Horace He, Dawn Song, et al. Measuring coding challenge competence with apps. *arXiv preprint arXiv:2105.09938*, 2021.
- [19] Shubham Chandel, Colin B Clement, Guillermo Serrato, and Neel Sundaresan. Training and evaluating a jupyter notebook data science assistant. *arXiv preprint arXiv:2201.12901*, 2022.
- [20] Shuyin Ouyang, Jie M Zhang, Mark Harman, and Meng Wang. An empirical study of the non-determinism of chatgpt in code generation. *ACM Transactions on Software Engineering and Methodology*, 34(2):1–28, 2025.
- [21] Marcos Macedo, Yuan Tian, Pengyu Nie, Filipe R Cogo, and Bram Adams. Intertrans: Leveraging transitive intermediate translations to enhance llm-based code translation. *arXiv preprint arXiv:2411.01063*, 2024.

- [22] Aidan ZH Yang, Sophia Kolak, Vincent J Hellendoorn, Ruben Martins, and Claire Le Goues. Revisiting unnaturalness for automated program repair in the era of large language models. *arXiv preprint arXiv:2404.15236*, 2024.
- [23] Toufique Ahmed, Kunal Suresh Pai, Premkumar Devanbu, and Earl Barr. Automatic semantic augmentation of language model prompts (for code summarization). In *Proceedings of the IEEE/ACM 46th international conference on software engineering*, pages 1–13, 2024.
- [24] Dong Huang, Jie M Zhang, Michael Luck, Qingwen Bu, Yuhao Qing, and Heming Cui. Agentcoder: Multi-agent-based code generation with iterative testing and optimisation. *arXiv preprint arXiv:2312.13010*, 2023.
- [25] Dong Huang, Qingwen Bu, Yuhao Qing, and Heming Cui. Codecot: Tackling code syntax errors in cot reasoning for code generation. *arXiv preprint arXiv:2308.08784*, 2023.
- [26] Binyuan Hui, Jian Yang, Zeyu Cui, Jiayi Yang, Dayiheng Liu, Lei Zhang, Tianyu Liu, Jiajun Zhang, Bowen Yu, Keming Lu, et al. Qwen2. 5-coder technical report. *arXiv preprint arXiv:2409.12186*, 2024.
- [27] Daya Guo, Qihao Zhu, Dejian Yang, Zhenda Xie, Kai Dong, Wentao Zhang, Guanting Chen, Xiao Bi, Yu Wu, YK Li, et al. Deepseek-coder: When the large language model meets programming—the rise of code intelligence. *arXiv preprint arXiv:2401.14196*, 2024.
- [28] Hanzhuo Tan, Qi Luo, Ling Jiang, Zizheng Zhan, Jing Li, Haotian Zhang, and Yuqun Zhang. Prompt-based code completion via multi-retrieval augmented generation. *ACM Transactions on Software Engineering and Methodology*, 2024.
- [29] Wei Tao, Yucheng Zhou, Yanlin Wang, Wenqiang Zhang, Hongyu Zhang, and Yu Cheng. Magis: Llm-based multi-agent framework for github issue resolution. *Advances in Neural Information Processing Systems*, 37:51963–51993, 2024.
- [30] Dong Huang, Guangtao Zeng, Jianbo Dai, Meng Luo, Han Weng, Yuhao Qing, Heming Cui, Zhijiang Guo, and Jie M Zhang. Effi-code: Unleashing code efficiency in language models. *arXiv preprint arXiv:2410.10209*, 2024.
- [31] Dong Huang, Jianbo Dai, Han Weng, Puzhen Wu, Yuhao Qing, Heming Cui, Zhijiang Guo, and Jie Zhang. Effilearner: Enhancing efficiency of generated code via self-optimization. *Advances in Neural Information Processing Systems*, 37:84482–84522, 2024.
- [32] Gabriel Ryan, Siddhartha Jain, Mingyue Shang, Shiqi Wang, Xiaofei Ma, Murali Krishna Ramanathan, and Baishakhi Ray. Code-aware prompting: A study of coverage-guided test generation in regression setting using llm. *Proceedings of the ACM on Software Engineering*, 1(FSE):951–971, 2024.
- [33] Dong Huang, Jie M Zhang, Mingzhe Du, Mark Harman, and Heming Cui. Rethinking the influence of source code on test case generation. *arXiv preprint arXiv:2409.09464*, 2024.
- [34] Junkai Chen, Xing Hu, Zhenhao Li, Cuiyun Gao, Xin Xia, and David Lo. Code search is all you need? improving code suggestions with code search. In *Proceedings of the IEEE/ACM 46th International Conference on Software Engineering*, pages 1–13, 2024.
- [35] Xiaodong Gu, Meng Chen, Yalan Lin, Yuhao Hu, Hongyu Zhang, Chengcheng Wan, Zhao Wei, Yong Xu, and Juhong Wang. On the effectiveness of large language models in domain-specific code generation. *ACM Transactions on Software Engineering and Methodology*, 34(3):1–22, 2025.
- [36] Shuyin Ouyang, Jie M Zhang, Zeyu Sun, and Albert Merono Penuela. Knowledge-enhanced program repair for data science code. *arXiv preprint arXiv:2502.09771*, 2025.
- [37] Dong Huang, Jie M Zhang, Qingwen Bu, Xiaofei Xie, Junjie Chen, and Heming Cui. Bias testing and mitigation in llm-based code generation. *ACM Transactions on Software Engineering and Methodology*, 2024.

- [38] Dong Huang, Yuhao Qing, Weiyi Shang, Heming Cui, and Jie Zhang. Effibench: Benchmarking the efficiency of automatically generated code. *Advances in Neural Information Processing Systems*, 37:11506–11544, 2024.
- [39] Yuhao Qing, Boyu Zhu, Mingzhe Du, Zhijiang Guo, Terry Yue Zhuo, Qianru Zhang, Jie M. Zhang, Heming Cui, Siu-Ming Yiu, Dong Huang, See-Kiong Ng, and Luu Anh Tuan. Effibench-x: A multi-language benchmark for measuring efficiency of llm-generated code, 2025.
- [40] Jianbo Dai, Jianqiao Lu, Yunlong Feng, Dong Huang, Guangtao Zeng, Rongju Ruan, Ming Cheng, Haochen Tan, and Zhijiang Guo. Mhpp: Exploring the capabilities and limitations of language models beyond basic code generation. *arXiv preprint arXiv:2405.11430*, 2024.
- [41] Yujia Li, David Choi, Junyoung Chung, Nate Kushman, Julian Schrittwieser, Rémi Leblond, Tom Eccles, James Keeling, Felix Gimeno, Agustin Dal Lago, et al. Competition-level code generation with alphacode. *Science*, 378(6624):1092–1097, 2022.
- [42] Carlos E Jimenez, John Yang, Alexander Wettig, Shunyu Yao, Kexin Pei, Ofir Press, and Karthik Narasimhan. Swe-bench: Can language models resolve real-world github issues? *arXiv preprint arXiv:2310.06770*, 2023.

A Appendix

A.1 Limitation

While DS-bench significantly advances the evaluation of LLMs in data science code generation, it is not without limitations.

First, DS-bench focuses exclusively on Python and ten popular data science libraries. Although these libraries cover a wide range of real-world data science workflows, DS-bench does not currently assess LLM capabilities across other programming languages. Extending coverage beyond Python remains an important direction for future work.

Second, although the code problems are drawn from real-world GitHub repositories, the extraction and curation process inherently involve some filtering and simplifications. In particular, to improve the robustness of automatic test case generation, we simplify error-handling logic: error-raising code segments are either removed or replaced with default behaviors such as returning None. While this choice enables more reliable automated evaluation, it slightly reduces the fidelity of error-related coding patterns in the dataset. Furthermore, some highly complex or multi-file codebases are excluded, meaning that DS-bench primarily targets single-function or single-file tasks rather than full project-level development workflows.

Third, DS-bench evaluates functional correctness based on unit tests, without explicitly assessing other important dimensions of code quality, such as computational efficiency, coding style, readability, or security. Models may generate functionally correct but suboptimal or unsafe code, which is not penalized under the current evaluation framework.

Despite these limitations, we believe DS-bench offers a strong and necessary step toward realistic, large-scale, and rigorous evaluation of LLMs for real-world data science programming and provides a valuable foundation for further benchmark development.

A.2 Improvement Strategy

To address the current limitations of DS-bench and further enhance its utility for the community, we outline several concrete improvement strategies for future iterations of the benchmark.

Expanding Language and Library Coverage. We plan to broaden DS-bench beyond Python by incorporating tasks from additional programming languages commonly used in data science and scientific computing, such as R. Moreover, we aim to include tasks that leverage emerging libraries and frameworks to better capture evolving trends in the data science ecosystem.

Restoring Realistic Error Handling and Complex Workflows. To increase the realism of coding scenarios, we will revisit the current simplification of error-handling logic. Future versions of DS-bench will retain authentic error-raising behaviors and incorporate exception management patterns, enabling models to demonstrate robustness in handling imperfect inputs and edge cases. Additionally, we intend to expand beyond single-file tasks by introducing multi-function and multi-module coding problems, bridging the gap toward project-level code generation.

Broadening Evaluation Dimensions. While DS-bench currently focuses on functional correctness, future evaluations will also consider additional quality metrics, such as runtime efficiency, code readability, adherence to best practices, and basic security properties. Incorporating these dimensions will enable a more holistic evaluation of LLM-generated code and better reflect real-world coding standards.

Through these improvement strategies, we aim to make DS-bench not only more comprehensive and realistic but also more reflective of the diverse competencies required in real-world data science programming.

A.3 Broader Impact

DS-bench is designed to advance the evaluation of LLMs for real-world data science code generation, and its broader impacts span research, education, and industry.

Promoting Realistic and Rigorous Evaluation. By providing a benchmark rooted in real-world coding scenarios with rigorous testing and diverse problem contexts, DS-bench encourages the development of LLMs that move beyond solving synthetic or overly simplified problems. This shift helps align research progress with practical requirements faced by data scientists, researchers, and engineers in professional settings.

Improving LLM Robustness and Practicality. Through its complexity and breadth, DS-bench reveals areas where current LLMs struggle, such as handling complex data workflows, generating robust and generalizable solutions, and reasoning over longer contexts. As models improve on DS-bench, they are more likely to develop skills needed for reliable deployment in real-world data science and engineering workflows, ultimately leading to safer and more productive AI-assisted coding tools.

Supporting Education and Training. DS-bench can also serve as a resource for education and training, helping instructors and students explore the capabilities and limitations of LLMs in data science contexts. Benchmark examples drawn from realistic workflows offer valuable case studies for teaching practical coding skills, evaluating model behavior, and fostering critical discussions about AI in programming.

Potential Risks and Ethical Considerations. Despite its benefits, widespread reliance on benchmarks like DS-bench could introduce risks if models are over-optimized for benchmark performance without improving underlying reasoning or robustness. Furthermore, increased automation in code generation, while enhancing productivity, may lead to skill atrophy among developers if used indiscriminately. To mitigate these risks, we emphasize that DS-bench should be used alongside diverse evaluation methods and in settings that promote responsible, human-centered deployment of AI tools.

In summary, we believe DS-bench will have a positive impact on the field by raising the standards for evaluating LLMs in real-world programming tasks while simultaneously opening important discussions around responsible and human-centered AI development.

A.4 Randomness Control

Random Seed In our evaluation framework, we set the random seed to 42 to maintain the consistency of identical experiments. For some libraries, such as NumPy, Tensorflow, and Pytorch, we can easily set the random seed by using their default API function, like `np.random.seed()`, `tf.random.set_seed()`, and `torch.manual_seed()`. But there are also libraries, such as Sklearn, which do not have specific API functions to control the global random seed. Instead, they control randomness by setting the value of `random_state` in the API functions, such as `RandomForestClassifier(random_state=None)`. For these situations, we explicitly reset the value of `random_state` to 42 by iterating through the AST nodes of the code.

Temperature In our experiment, we set the temperature to 0.2. In addition, we run the experiments on the open-source model with temperature=0.6.

Table 5 demonstrates how temperature impacts various LLMs on DS-bench. For DeepSeek models, increasing temperature from 0.2 to 0.6 often results in a slight increase in pass@1 (e.g., from 0.189 to 0.210 for the DeepSeek-Coder-6.7B-Instruct) and a modest drop or stability in the average number of correct code generated, suggesting a controlled diversity gain. In contrast, Qwen2.5 models show a more volatile response. For example, the Qwen2.5-Coder-7B-Instruct and Qwen2.5-Coder-14B-Instruct models see a significant drop in pass@1 and correctness at temperature 0.6, indicating a degradation in performance due to over-randomization. However, the Qwen2.5-Coder-32B-Instruct model maintains high performance at both temperatures, showing robustness. These nuanced shifts demonstrate that DS-bench can still follow the scaling law, where larger models generally perform better than smaller ones, even under varying temperature settings, highlighting its robustness and effectiveness in evaluating LLM performance.

Tables 6 and 7 showcase the per-library performance of various LLMs on DS-bench at temperature 0.6, highlighting both the number of fully correct code generations and pass@1 across ten major data science libraries. A clear scaling trend emerges: larger models consistently outperform smaller ones within each model family, reaffirming that DS-bench preserves the scaling law even at a fine-grained,

per-library level. DeepSeek models, especially the V2-Lite and 33B variants, exhibit strong results across libraries like NumPy, Scikit-learn, TensorFlow, and PyTorch, while Qwen2.5 models show more variability, with the 32B model partially closing the performance gap. The results also reveal library-specific difficulty—LightGBM, Seaborn, and Matplotlib consistently yield lower performance across all models, indicating either higher complexity or lower representation in model training. These findings underscore DS-bench’s strength as a fine-grained diagnostic benchmark capable of capturing nuanced model behaviors across subdomains. It not only reflects overall model performance but also exposes domain-specific weaknesses, making it a powerful tool for evaluating and advancing LLMs in real-world data science code generation.

Table 5: Experiment result on DS-bench for different temperatures.

Temperature	Model	pass@1	pass@3	Avg. count_correct	Avg. count_part_correct	Avg. count_wrong
0.2	DeepSeek-Coder-1.3B-Instruct	0.054	0.081	54.3±3.7	35.7±4.1	910.0±3.7
	DeepSeek-Coder-6.7B-Instruct	0.105	0.136	104.7±3.4	68.0±1.4	827.3±4.0
	DeepSeek-Coder-V2-Lite-Instruct(15.7B)	0.113	0.142	113.0±2.9	69.0±6.2	818.0±5.7
	DeepSeek-Coder-33B-Instruct	0.155	0.206	155.0±3.7	77.3±3.3	767.7±3.7
	Qwen2.5-Coder-7B-Instruct	0.074	0.110	73.7±6.8	36.0±2.4	890.3±6.6
	Qwen2.5-Coder-14B-Instruct	0.100	0.144	99.7±1.9	57.7±4.7	842.7±4.1
0.6	Qwen2.5-Coder-32B-Instruct	0.148	0.174	148.0±5.1	74.7±3.8	777.3±1.7
	DeepSeek-Coder-1.3B-Instruct	0.043	0.085	43.0±6.5	33.7±3.4	923.3±3.7
	DeepSeek-Coder-6.7B-Instruct	0.099	0.151	99.3±1.7	62.0±0.8	838.7±2.1
	DeepSeek-Coder-V2-Lite-Instruct	0.115	0.168	115.3±4.2	68.7±4.1	816.0±4.5
	DeepSeek-Coder-33B-Instruct	0.142	0.216	141.7±0.9	68.0±5.4	790.3±5.3
	Qwen2.5-Coder-7B-Instruct	0.077	0.139	77.3±1.2	38.7±4.9	884.0±3.7
	Qwen2.5-Coder-14B-Instruct	0.082	0.149	82.3±2.4	45.3±7.4	872.3±6.2
	Qwen2.5-Coder-32B-Instruct	0.142	0.192	141.7±5.2	73.0±4.1	785.3±9.0

Table 6: Experiment result on DS-bench for each library at temperature=0.6 (number of code solutions correctly passing all the test cases, the results are shown in the format of mean±standard deviation).

Model	NumPy	Pandas	Scipy	Scikit-learn	Matplotlib	Seaborn	TensorFlow	PyTorch	Keras	LightGBM
DeepSeek-Coder-1.3B-Instruct	5.7±0.5	0.7±0.9	4.7±1.2	9.0±2.2	1.3±0.5	1.0±0.0	3.3±0.9	11.3±2.9	3.7±0.9	2.3±0.5
DeepSeek-Coder-6.7B-Instruct	8.3±2.9	4.3±1.2	13.7±0.9	22.3±1.9	5.7±0.9	0.7±0.5	10.0±0.8	22.0±2.2	9.7±1.2	2.7±0.5
DeepSeek-Coder-V2-Lite-Instruct(15.7B)	9.3±1.2	2.3±1.2	18.0±2.8	19.7±1.7	3.3±0.5	2.7±0.5	9.7±0.5	34.7±1.2	9.7±0.5	6.0±0.0
DeepSeek-Coder-33B-Instruct	13.3±0.5	6.0±0.8	18.7±2.1	24.7±0.5	9.0±1.6	2.7±1.7	12.0±0.8	38.3±1.2	11.7±1.2	5.3±0.5
Qwen2.5-Coder-7B-Instruct	6.3±1.7	4.0±1.6	9.7±1.2	14.0±0.0	4.0±1.4	2.0±0.8	6.7±1.2	20.7±1.7	7.0±0.8	3.0±0.0
Qwen2.5-Coder-14B-Instruct	8.0±2.2	6.0±1.6	9.0±1.4	14.0±0.0	0.0±0.0	0.0±0.0	10.3±0.9	25.7±2.5	6.3±1.2	3.0±0.0
Qwen2.5-Coder-32B-Instruct	14.3±0.5	8.3±1.2	21.3±3.4	22.0±1.6	1.3±0.5	2.0±1.4	15.3±1.2	39.7±0.5	9.7±0.5	7.7±1.9

Table 7: Experiment result on DS-bench for each library at temperature=0.6 (pass@1).

Model	NumPy	Pandas	Scipy	Scikit-learn	Matplotlib	Seaborn	TensorFlow	PyTorch	Keras	LightGBM
DeepSeek-Coder-1.3B-Instruct	0.043	0.007	0.042	0.083	0.013	0.012	0.030	0.112	0.035	0.043
DeepSeek-Coder-6.7B-Instruct	0.064	0.047	0.122	0.207	0.054	0.008	0.091	0.218	0.093	0.049
DeepSeek-Coder-V2-Lite-Instruct(15.7B)	0.071	0.025	0.161	0.182	0.032	0.032	0.088	0.343	0.093	0.111
DeepSeek-Coder-33B-Instruct	0.102	0.065	0.167	0.228	0.086	0.032	0.109	0.380	0.112	0.099
Qwen2.5-Coder-7B-Instruct	0.048	0.043	0.086	0.130	0.038	0.024	0.061	0.205	0.067	0.056
Qwen2.5-Coder-14B-Instruct	0.061	0.065	0.080	0.130	0.000	0.000	0.094	0.254	0.061	0.056
Qwen2.5-Coder-32B-Instruct	0.109	0.091	0.190	0.204	0.013	0.024	0.139	0.393	0.093	0.142

A.5 Test Case Coverage

To demonstrate the quality and completeness of our automatically generated test case scripts, we conducted a comprehensive test case coverage experiment. The purpose of this experiment is to assess how well our test case scripts can cover the logic of the ground truth code, which ultimately serves to test the correctness of LLM-generated code. The experiment was conducted as follows.

For each problem, the ground truth code and the corresponding test case script were saved into two separate files. We developed an auxiliary script that first executes the main function in the test case script to automatically generate 200 test cases. These test cases were then systematically fed into the main function of the ground truth code, simulating the full verification workflow of LLM-generated code. To measure how thoroughly the test cases exercised the code paths of the ground truth implementation, we employed the widely used Python library *coverage*. The coverage tool provides a detailed report of code execution, from which we recorded the final line coverage percentage for each problem.

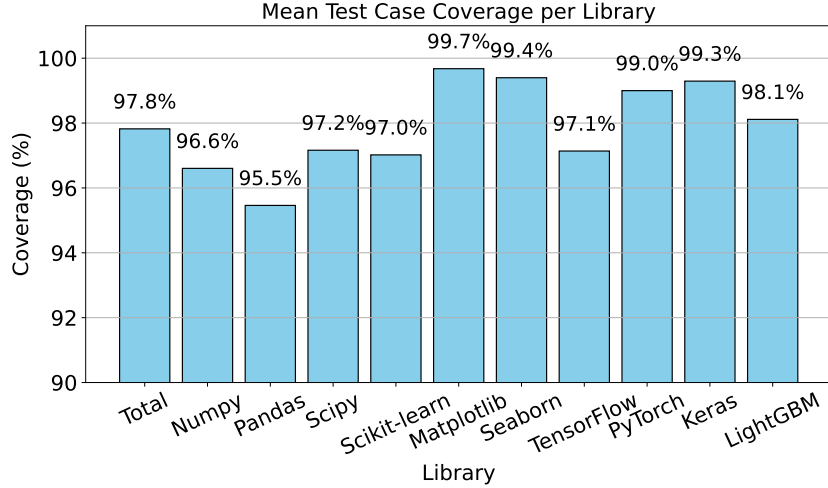


Figure 3: Mean test case coverage on each library.

We aggregated the results and calculated the mean coverage for each library as well as the overall mean across all problems. Figure 3 presents the test case coverage results. The overall mean coverage across all problems reaches 97.8%, indicating that our test case scripts are highly effective in exercising the ground truth code.

Analyzing individual libraries, we observe that the scientific plotting libraries, Matplotlib (99.7%) and Seaborn (99.4%), achieved the highest coverage. Deep learning frameworks PyTorch (99.3%), TensorFlow (99.0%), and Keras (99.3%) also show excellent coverage, reflecting the strong compatibility between our test case generation script and ground truth code. Meanwhile, data manipulation libraries such as Numpy (96.6%), Pandas (95.5%), and Scipy (97.2%) report slightly lower coverage. Overall, the consistently high coverage across all libraries demonstrates the robustness and reliability of our test case generation pipeline and its suitability for evaluating LLM-generated code in realistic, diverse data science scenarios.

A.6 Test Suite Design

In our benchmark, the test suite is systematically divided into two categories: plot-drawing tasks and non-plotting tasks. For plot-drawing libraries, including Matplotlib and Seaborn, we evaluate the similarity between the generated and reference images using the `structural_similarity` function from `skimage.metrics`. A test case is considered successful if the mean similarity score across the RGB channels exceeds 0.5; otherwise, it is deemed to have failed. For non-plotting libraries, we first identify the return type of the output. Common return types include standard Python types such as lists, dictionaries, and numeric types (e.g., integers or floats), as well as library-specific types such as `tf.Tensor`, `pd.DataFrame`, and `torch.nn.Sequential`. When the return values are directly comparable, we perform a direct value comparison. In cases where direct comparison is not feasible, we extract and compare relevant attributes of the returned objects, as exemplified by the attribute-wise comparison of `torch.nn.Sequential` instances.

A.7 Comparison between DS-1000 and DS-bench

DS-1000 and DS-bench differ significantly in terms of task complexity, clarity, and robustness of evaluation. DS-1000 tasks are loosely defined, often derived from informal user queries (e.g., StackOverflow), leading to ambiguous problem statements, inconsistent formats, and limited input diversity.

Figure 4 contrasts code solutions and test case scripts from DS-1000 and DS-bench. The DS-1000 solution is short, involving only the use of a predefined loss function with no pre- or post-processing, while the DS-bench solution implements a multi-step contrastive loss computation involving normalization, matrix multiplication, label construction, and loss scaling, which demonstrates the increased

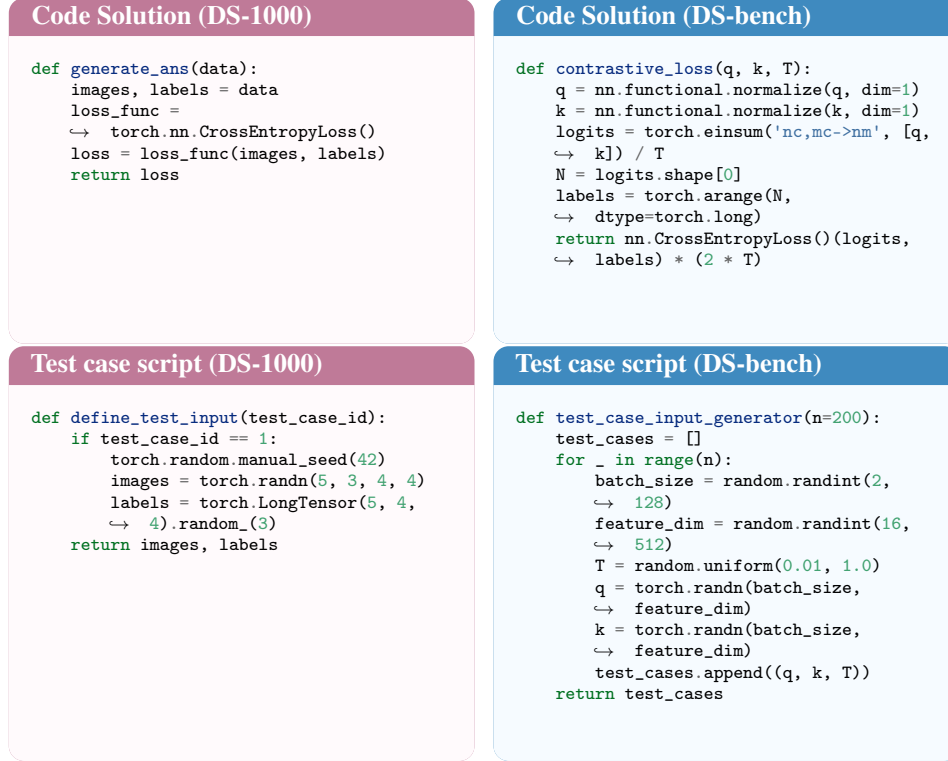


Figure 4: Example code solutions and test case scripts from DS-1000 (left) and DS-bench (right), highlighting differences in task complexity and evaluation rigor.

algorithmic complexity and realism in DS-bench tasks. DS-1000 uses a single hard-coded test input with fixed dimensions and a manual seed, making it less diverse and prone to overfitting, whereas DS-bench generates hundreds of randomized inputs with varying batch sizes, dimensions, and temperature values, enabling more robust and scalable evaluation across a wide input space.

Figure 5 presents the example problem descriptions in each benchmark. The prompt of DS-1000 is long, not well-formatted, and includes conversational and irrelevant content from an online forum post, with vague task objectives and unclear constraints, reflecting the unstructured nature of many DS-1000 problems and the associated challenges in reliable evaluation. The prompt of DS-bench is clear, structured, and aligned with typical data science workloads. It provides a precise function signature, a breakdown of the required implementation logic, and detailed input-output specifications, allowing for deterministic evaluation and easier reproducibility while reflecting real-world programming practices.

A.8 Prompt Format

As described in Section 2, several stages of our benchmark construction process involve the use of LLMs. First, we leverage LLMs to generate test case scripts, as shown in the prompt example in Figure 6. Second, we use LLMs to generate natural language problem descriptions from ground truth code, as demonstrated in Figure 7. Finally, for alignment behavior analysis, we prompt the LLM to generate code solutions based on the given problem descriptions, with Figure 8 showing a representative example. In our experiments, we also use the prompt that was used in alignment behavior analysis to generate code solutions for benchmarking the state-of-the-art LLMs.

Code problem description (DS-1000)

Problem:
 I am doing an image segmentation task.
 ↪ There are 7 classes in total so the
 ↪ final output is a tensor like [batch,
 ↪ 7, height, width] which is a softmax
 ↪ output. Now intuitively I wanted to
 ↪ use CrossEntropy loss but the pytorch
 ↪ implementation doesn't work on channel
 ↪ wise one-hot encoded vector
 So I was planning to make a function on my
 ↪ own. With a help from some
 ↪ stackoverflow, My code so far looks
 ↪ like this

```

from torch.autograd import Variable
import torch
import torch.nn.functional as F
def cross_entropy2d(input, target,
↪ weight=None, size_average=True):
    # input: (n, c, w, z), target: (n, w,
    ↪ z)
    n, c, w, z = input.size()
    # log_p: (n, c, w, z)
    log_p = F.log_softmax(input, dim=1)
    # log_p: (n*w*z, c)
    log_p = log_p.permute(0, 3, 2,
    ↪ 1).contiguous().view(-1, c) #
    ↪ make class dimension last
    ↪ dimension
    log_p = log_p[
        target.view(n, w, z, 1).repeat(0, 0,
        ↪ 0, c) >= 0] # this looks wrong
    ↪ -> Should rather be a one-hot
    ↪ vector
    log_p = log_p.view(-1, c)
    # target: (n*w*z,)
    mask = target >= 0
    target = target[mask]
    loss = F.nll_loss(log_p,
    ↪ target.view(-1), weight=weight,
    ↪ size_average=False)
    if size_average:
        loss /= mask.data.sum()
    return loss
images = Variable(torch.randn(5, 3, 4, 4))
labels = Variable(torch.LongTensor(5, 4,
↪ 4).random_(3))
cross_entropy2d(images, labels)
I get two errors. One is mentioned on the
↪ code itself, where it expects one-hot
↪ vector. The 2nd one says the following
RuntimeError: invalid argument 2: size '[5
↪ x 4 x 4 x 1]' is invalid for input
↪ with 3840 elements at
↪ ..\src\TH\THStorage.c:41
For example purpose I was trying to make
↪ it work on a 3 class problem. So the
↪ targets and labels are (excluding the
↪ batch parameter for simplification ! )
[test case is omitted here for brevity]
So how can I fix my code to calculate
↪ channel wise CrossEntropy loss ?
Or can you give some simple methods to
↪ calculate the loss? Thanks
Just use the default arguments
A:
<code>
import numpy as np
import pandas as pd
from torch.autograd import Variable
import torch
import torch.nn.functional as F
images, labels = load_data()
</code>
loss = ... # put solution in this variable
BEGIN SOLUTION
<code>
```

Code problem description (DS-bench)

You are tasked with implementing a
 ↪ function that computes the contrastive
 ↪ loss between two sets of embeddings.
 ↪ The function should normalize the
 ↪ input embeddings, compute the logits
 ↪ using the dot product of the
 ↪ normalized embeddings, and then apply
 ↪ the cross-entropy loss to obtain the
 ↪ final loss value. The function
 ↪ signature is as follows:

```

...python
def contrastive_loss(q: torch.Tensor, k:
↪ torch.Tensor, T: float) ->
↪ torch.Tensor:
...

```

In this function:
 - `q` is a tensor representing the first
 ↪ set of embeddings.
 - `k` is a tensor representing the second
 ↪ set of embeddings.
 - `T` is a float constant that acts as a
 ↪ temperature parameter for scaling the
 ↪ logits.
 The constant used in the main code is `2 *
 ↪ T`, which is used to scale the final
 ↪ loss value.

Input format:
 - `q`: A tensor of shape (N, D) where N is
 ↪ the number of samples and D is the
 ↪ dimensionality of the embeddings.
 - `k`: A tensor of shape (N, D) where N is
 ↪ the number of samples and D is the
 ↪ dimensionality of the embeddings.
 - `T`: A float representing the
 ↪ temperature parameter.

Output format:
 - Returns a tensor representing the scaled
 ↪ contrastive loss value.

Input:

```

...python
q = torch.tensor([[ 0.5, -0.2,  0.1],
                  [ 0.3,  0.4, -0.6],
                  [-0.1,  0.8,  0.2]])
k = torch.tensor([[ 0.4, -0.1,  0.3],
                  [ 0.2,  0.5, -0.7],
                  [-0.3,  0.6,  0.1]])

T = 0.5
...

```

Output:

```

...python
loss = contrastive_loss(q, k, T)
# loss = tensor(0.2475)
...

```

Figure 5: Example code problem description from DS-1000 (left) and DS-bench (right).

Prompt for test case script generation.

Please generate a script to automatically generate (n=200) test cases input for the
↪ following main code function, make sure the tensor shapes match properly (please return
↪ with the following format):

```
def test_case_input_generator(n=200):
    test_cases = []
    for _ in range(n):
        XXX

        test_cases.append(XXX)
    return test_cases

# Code #

import torch
import torch.nn as nn
# main code
def contrastive_loss(q, k, T):
    q = nn.functional.normalize(q, dim=1)
    k = nn.functional.normalize(k, dim=1)
    logits = torch.einsum('nc,mc->nm', [q, k]) / T
    N = logits.shape[0]
    labels = torch.arange(N, dtype=torch.long)
    return nn.CrossEntropyLoss()(logits, labels) * (2 * T)
```

Figure 6: Prompt for test case script generation.

Prompt for problem description generation.

Please generate a code problem description of the following code. The description must
↪ include the function signature of the main code. Please specify the constant used in
↪ the main code. Please explain the logic detail step by step in the main code. Please
↪ provide input and output format of the code, but do not provide any input or output
↪ examples. Do not provide constraints. Do not provide any utility code. All the code must
↪ be able to be generated based on the description standalone.

```
# Code #
import torch
import torch.nn as nn
# main code
def contrastive_loss(q, k, T):
    q = nn.functional.normalize(q, dim=1)
    k = nn.functional.normalize(k, dim=1)
    logits = torch.einsum('nc,mc->nm', [q, k]) / T
    N = logits.shape[0]
    labels = torch.arange(N, dtype=torch.long)
    return nn.CrossEntropyLoss()(logits, labels) * (2 * T)
# Response #
The return should follow the following format (replace {} into the code problem):
Code problem description:
{}
```

Figure 7: Prompt for problem description generation.

Prompt for code generation.

```
Please generate Python3 solution for the following code problem description:
# Code problem description #
You are tasked with implementing a function that computes the contrastive loss between two
↪ sets of embeddings. The function should normalize the input embeddings, compute the
↪ logits using the dot product of the normalized embeddings, and then apply the
↪ cross-entropy loss to obtain the final loss value. The function signature is as
↪ follows:
```python
def contrastive_loss(q: torch.Tensor, k: torch.Tensor, T: float) -> torch.Tensor:
```

In this function:
- `q` is a tensor representing the first set of embeddings.
- `k` is a tensor representing the second set of embeddings.
- `T` is a float constant that acts as a temperature parameter for scaling the logits.
The constant used in the main code is `2 * T`, which is used to scale the final loss value.

Input format:
- `q`: A tensor of shape (N, D) where N is the number of samples and D is the
↪ dimensionality of the embeddings.
- `k`: A tensor of shape (N, D) where N is the number of samples and D is the
↪ dimensionality of the embeddings.
- `T`: A float representing the temperature parameter.
Output format:
- Returns a tensor representing the scaled contrastive loss value.
Input:
```python
q = torch.tensor([[0.5, -0.2, 0.1],
 [0.3, 0.4, -0.6],
 [-0.1, 0.8, 0.2]])
k = torch.tensor([[0.4, -0.1, 0.3],
 [0.2, 0.5, -0.7],
 [-0.3, 0.6, 0.1]])

T = 0.5
```

Output:
```python
loss = contrastive_loss(q, k, T)
loss = tensor(0.2475)
```

# Response #
The return should follow the following format (replace {} with the solution). Do not
↪ generate additional code, such as "__main__" block.Solution:
{}
```

Figure 8: Prompt for code generation.