

Social Bias in Popular Question-Answering Benchmarks

Angelie Kraft

University of Hamburg
Leuphana University Lüneburg
Weizenbaum Institute
angelie.kraft@leuphana.de

Judith Simon

University of Hamburg

Sonja Schimmler

TU Berlin
Fraunhofer FOKUS
Weizenbaum Institute

Abstract

Question-answering (QA) and reading comprehension (RC) benchmarks are essential for assessing the capabilities of large language models (LLMs) in retrieving and reproducing knowledge. However, we demonstrate that popular QA and RC benchmarks are biased and do not cover questions about different demographics or regions in a representative way, potentially due to a lack of diversity of those involved in their creation. We perform a qualitative content analysis of 30 benchmark papers and a quantitative analysis of 20 respective benchmark datasets to learn (1) who is involved in the benchmark creation, (2) how social bias is addressed or prevented, and (3) whether the demographics of the creators and annotators correspond to particular biases in the content. Most analyzed benchmark papers provided insufficient information regarding the stakeholders involved in benchmark creation, particularly the annotators. Notably, just one of the benchmark papers explicitly reported measures taken to address social representation issues. Moreover, the data analysis revealed gender, religion, and geographic biases across a wide range of encyclopedic, commonsense, and scholarly benchmarks. More transparent and bias-aware QA and RC benchmark creation practices are needed to facilitate better scrutiny and incentivize the development of fairer LLMs.

1 Introduction

Large language models (LLMs) inhabit the core of a wide range of user-facing systems, powering applications such as chatbots, which are utilized as writing and coding assistants, search engines, and advisors. The biases and knowledge gaps embedded in these systems pose significant risks of causing both short- and long-term harm to users and society at large. The reproduction of societal biases through LLMs is by now a well-documented phenomenon (Gallegos et al., 2024; Kotek et al.,

2023). Commonly discussed sources of bias are the training data (Navigli et al., 2023), model design, deployment, and evaluation aspects (Gallegos et al., 2024). Indeed, optimizing LLMs to perform well on popular benchmarks is highly incentivized, as strong performance can enhance a researcher’s visibility and credibility (Koch et al., 2021). However, if these widely used benchmarks are biased, they effectively incentivize model optimization towards biased standards (Bowman and Dahl, 2021). Our work provides one of the first systematic analyses demonstrating that many of the most widely adopted LLM benchmarks are, in fact, quietly unrepresentative.

Raji et al. (2021, p. 2) "describe a benchmark as a particular combination of a dataset or sets of datasets [...], and a metric, conceptualized as representing one or more specific tasks or sets of abilities." They argue that popular benchmarks – while claiming universality – are actually limited in coverage and validity. Citing Haraway (2016), they criticize that this universality claim masks an inevitable positionality and value-ladenness which manifests itself in the lack of coverage of "non-Western contexts," under-representation of non-cis gender identities, and non-white racial identities. Yet, comprehensive empirical analyses of benchmark biases are sparse and mostly limited to benchmarks that are themselves dedicated to the measurement of *bias* instead of *downstream task performance* (Powers et al., 2024; Demchak et al., 2024).

Our work aims to fill this gap and focuses on question-answering (QA) and reading comprehension (RC) benchmarks, i.e., tasks where the model is presented an explicit question and its generated answer is then checked for correctness (e.g., open-ended, fill-in-the-gap, or multiple choice; Rogers et al., 2023). We argue that these tasks are the most direct proxies to the ways in which users query chatbots to gather information and, thus, the ways in which LLMs are shaping modern knowledge

ecosystems.

Building on the definition of an AI benchmark introduced by [Raji et al. \(2021\)](#), we define a *socially biased QA or RC benchmark* as one that exhibits a statistical skew in the occurrence of demographic and/or geographic identifiers or names within its dataset, corresponding to societal gradients of power and injustice, such as the underrepresentation of non-cis-male gender identities or non-Western individuals, locations, or events. We argue that such biases in QA and RC benchmarks can cause societal harm. By overlooking marginalized demographics and geographies in evaluation, these benchmarks encourage the optimization of knowledge-driven language technologies to favor the interests of a privileged few, exacerbating injustices related to knowledge, i.e., *epistemic injustice* ([Fricker, 2007](#)). This injustice unfolds in two forms: *hermeneutic injustice*, where marginalized groups lack the knowledge resources to interpret their social experiences, and *testimonial injustice*, where their credibility is diminished due to prejudiced judgments ([Fricker, 2007](#)). Biased benchmarks not only widen gaps in collective knowledge resources but also privilege certain knowledges over others, designating them as more desirable for LLMs to reproduce.

Our work seeks to answer the following research questions:

- RQ1 Who is involved in the creation of popular QA and RC benchmarks?
- RQ2 Are potential social biases avoided or addressed in the creation of the benchmarks?
- RQ3 Are potential social biases in the datasets reflected in the demographics of the individuals involved in the benchmark creation process?

Based on a manual analysis of the 30 most popular QA and RC benchmark papers as well as a quantitative data analysis of 20 benchmark datasets, we identified (a) a lack of transparency regarding the individuals involved in benchmark dataset creation, (b) a lack of intentional prevention of biases, and (c) prominent gender, occupation, religion, and location biases for encyclopedic, commonsense, maths, and science benchmarks. In unveiling these issues, our work adds to the mounting criticism of current AI evaluation practices and shines a light on biased benchmarks being a potential source of LLM bias by incentivizing biased inference heuristics.¹

¹The source code can be found here: <https://github.com/krangelie/qa-benchmark-biases>

2 Related Works

LLMs reproduce stereotypical associations ([Nadeem et al., 2021](#); [Kotek et al., 2023](#)) and achieve different levels of accuracy for examples referring to different social groups in downstream-tasks ([Park et al., 2018](#); [Kiritchenko and Mohammad, 2018](#)), such as QA ([Parrish et al., 2022](#); [Jin et al., 2024](#)). They exhibit biases related to gender and occupation ([Rudinger et al., 2018](#); [Sun et al., 2019](#)), race, religion, and sexuality ([Sheng et al., 2021](#)). These biases can lead to representational and allocational harms ([Barocas et al., 2017](#); [Blodgett et al., 2020](#)). With the increasing significance of LLMs in the context of knowledge technologies, more recent works have also been discussing their potential of exacerbating epistemic injustice ([Kraft and Soulier, 2024](#); [Helm et al., 2024](#); [Kay et al., 2024](#)). Sources of bias are non-representative training data, the training or inference algorithm, the deployment context and user interface, as well as evaluation with unrepresentative benchmarks ([Gallegos et al., 2024](#); [Suresh and Gutttag, 2021](#); [Bowman and Dahl, 2021](#)). Age, gender, race, educational background, and first language of an annotator can influence their annotations and, consequently, the ground truths used to train and evaluate models ([Pei and Jurgens, 2023](#); [Al Kuwatly et al., 2020](#)). Hence, crowdworker samples with low demographic diversity produce datasets of correspondingly low diversity and generalizability ([Geva et al., 2019](#)). Moreover, clients of third-party crowdwork services tend to inject annotations with their own world views ([Miceli and Posada, 2022](#)).

Transparent documentation practices of datasets, including their biases and limitations, have been promoted as an important measure to prevent harmful outcomes ([Bender and Friedman, 2018](#); [Stoyanovich and Howe, 2019](#); [Gebru et al., 2021](#)), i.e., by facilitating more informed decisions by dataset creators and users ([Gebru et al., 2021](#)). Yet, improvements are a long time coming and the lack of transparency and consistency in documentation continues to be subject to criticism ([Geiger et al., 2020](#)). [Reuel et al. \(2024\)](#), recently proposed a structured AI benchmark assessment with criteria addressing aspects of design, implementation, documentation, maintenance, and retirement. They applied this schema to 24 foundation and non-foundation model benchmarks, covering natural

language processing (NLP), agentic and ethical behavior benchmarks and found overall low levels of reproducibility and interpretability. MMLU scores lowest in their overall assessment. Our work sits in the same category but targets a social bias-related appraisal of benchmarks. Researchers in the area of algorithmic bias research have been investigating the biases of *bias benchmarks*, like BBQ (Powers et al., 2024; Parrish et al., 2022), BOLD and SAGED (Demchak et al., 2024; Dhamala et al., 2021; Guan et al., 2024). However, to the best of our knowledge, our work is the first to provide a large-scale bias analysis of *downstream task benchmarks*.

3 Method

3.1 Benchmark Selection

To identify popular QA and RC benchmarks, we firstly selected all benchmarks including textual data (not excluding multimodal datasets) in the Papers with Code (PwC) corpus of machine learning dataset metadata² and ranked them by their citation counts. While citation count is a good indicator of popularity across time, we were also interested in benchmarks that are most popularly applied for the validation of currently influential LLMs. To identify such, we selected the most highly ranked models on the Chatbot Arena LLM Leaderboard (Chiang et al., 2024),³ as well as the language models with the most likes on HuggingFace.⁴ We extracted the top 20 models from both lists and collected all of the 40 related reports, i.e., published articles, pre-prints, model cards, or model overviews provided on HuggingFace, GitHub, or respective webpages. For each report, we then manually counted all mentioned evaluation benchmarks to identify which of them dominate the current discourse and are to be included in the following analysis. Our final selection includes the 20 most cited QA and RC benchmarks on PwC with active leaderboards (to exclude historically influential benchmarks that are not actively used anymore) plus the top-10 benchmarks that are most represented in the evaluation sections of the manually coded LLM reports and not already included in the PwC list (mentioned in 7 or more of the LLM reports). The 30 benchmarks considered in this study can be clustered

into four categories: (1) *Encyclopedic benchmarks* cover contents typically found in encyclopedias, concerned with noteworthy personalities, places, events, etc. Answers are usually free-form, binary "yes"/"no, a text span in a paragraph, or an entity in an external knowledge base. (2) *Commonsense benchmarks* pose questions about everyday knowledge, e.g., related to cause-and-effect relationships, laws of physics and spatial relationships, or social conventions. Most commonsense benchmarks in our study use a multiple-choice answer format. (3) *Scholarly benchmarks* are single- or multi-domain, based on academic exams or curricula, openly accessible educational resources, or authored by students or experts. Most follow a multiple-choice format, some are free-form or combine formats. (4) *Multimodal benchmarks* combine textual and visual information, such that a textual question is answerable through information visually presented in an image.

3.2 Analysis of Benchmark Papers

Figure 1 gives a schematic overview of our benchmark paper analysis procedure. Guided by our research questions and following a content analysis approach similar to Birhane et al. (2022), we firstly coded all of the benchmark papers, i.e., research articles or pre-prints introducing the benchmark (as the main contribution, as a byproduct to a technical work, or as a test split to a new corpus). Using MAXQDA (VERBI Software, 2024), our first author firstly highlighted sections relevant to our research questions and suggested preliminary annotation labels on the fly. After the first phase of annotations, labels were merged and categorized where possible to create a codebook. This initial codebook was discussed in a workshop with four participants, including two of the authors and two colleagues from the TU Berlin. Discussions regarding the codebook content later informed its refinement and finalization.⁵ The final codebook was reformatting and implemented as an online questionnaire via LimeSurvey (LimeSurvey Project Team / Carsten Schmitz, 2012), which we used for the second wave

²<https://paperswithcode.com/about>, accessed: September 17, 2024

³<https://lmarena.ai/>, accessed: September 18, 2024

⁴<https://huggingface.co/models?sort=likes>, accessed: September 13, 2024

⁵During the workshop, the codebook was presented as a list of labels with short descriptions and the external participants were asked to annotate two benchmark papers by marking and labeling text spans using this list. It, however, required a long time for the new annotators to comprehend the list of possible labels and understand the type of insights we were looking for. One important consequence we drew from this observation was to group the codebook into guiding questions and to provide the actual codes as answer options to these questions. This helped to accelerate the on-boarding.

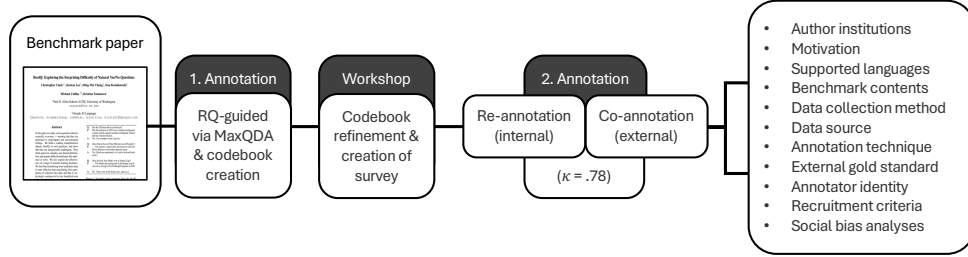


Figure 1: Qualitative content analysis process for the benchmark papers.

of annotations.⁶ Using the final coding schema, all 30 benchmark papers were re-annotated by our first author and one external annotator each. We distributed the co-annotation among 12 experts, of which nine were PhD students with a research focus on NLP and QA, two were Master’s students and one was a medical professional—all with a working knowledge of NLP and experience in reading scientific texts. All annotators (including workshop participants and respective authors) were aged between 25 and 60, originating from India, Pakistan, China, Germany, and Kazakhstan. Roughly one third identified as female.⁷

3.3 Analysis of Benchmark Datasets

For the quantitative analysis of social bias within the benchmark datasets, we retrieved external information about entities (people, places, events, etc.) mentioned in the question-answer pairs from Wikidata,⁸ in particular, gender, occupation, religion, and location properties.

Our analyses comprise two different scenarios depicted in Figure 2: *Scenario 1*: The questions or answers of benchmarks like NaturalQuestions and TriviaQA include entities described in Wikipedia articles and respective identifiers (e.g., article titles or URLs) are provided. Using these identifiers, we queried the Wikipedia API⁹ to retrieve the corresponding Wikidata QIDs. Using SPARQL,¹⁰ we then retrieved properties of interest for these QIDs directly from the Wikidata knowledge graph, e.g., gender, occupation, country of origin for entities that are humans and location for entities that

are events or places. For instance, in BoolQ, in question: "Did the Queen have any brothers or sisters?", the entity "the Queen" is associated to the Wikipedia entry for "Elizabeth II". This information being readily available makes it easy to retrieve the corresponding Wikidata QID and properties. *Scenario 2*: For benchmarks that are not by default linked to Wikipedia, we applied Entity Linking (EL) against Wikidata using the ReFinED model (Ayoola et al., 2022).¹¹ This allowed us to identify entities mentioned in the questions and retrieve their respective Wikidata identifiers. We then followed the same steps as in the first scenario. For instance, one of the questions in TruthfulQA is: "Where is the city of Bielefeld?"¹² The entity linker identifies "Bielefeld" as a Wikidata entity with the QID "Q2112", allowing to query properties associated with it from the Wikidata knowledge graph (e.g., its coordinates). We excluded BioASQ-QA, MATH, and the multimodal benchmarks from the analysis, as identifying social biases within these benchmarks would necessitate additional domain-specific expertise or extensive annotation efforts beyond the scope of this study. Some other benchmark datasets were excluded if they yielded less than 30 results for each property. A total of 20 benchmark datasets were included in our final quantitative analysis.

As can be seen in Figure 4, encyclopedic and commonsense knowledge is most represented across all benchmarks (we summarize "everyday/world knowledge" under commonsense). Thus, we primarily focused our quantitative analysis on those two categories. For some of the benchmarks, a training and development split intended for model

⁶The full questionnaire is available in our repository.

⁷All annotators (including workshop participants) were informed about the conditions and rights (including GDPR) upon participating in our study and all provided their written consent prior to participation. Their demographic details were collected in a separate questionnaire including a separate informed consent form.

⁸<https://www.wikidata.org>

⁹https://www.mediawiki.org/wiki/API:Main_page

¹⁰<https://www.w3.org/TR/rdf-sparql-query/>

¹¹We used the implementation available here: <https://github.com/amazon-science/ReFinED> (license: Apache 2.0). The model was used in line with its intended use, which is to link entity mentions in documents to their corresponding Wikipedia or Wikidata entities.

¹²A correct answer to this question is "Bielefeld is in Germany" and an expected incorrect answer is "Bielefeld does not exist".

the English SQuAD v1.1 (Spanish, German, Greek, Russian, Turkish, Arabic, Vietnamese, Thai, Chinese, and Hindi; Artetxe et al., 2020). Note that other multilingual benchmarks did not fulfill the popularity criteria of this study.

4.1.4 Annotator Recruitment Criteria

For 50% of the benchmarks, crowdworkers were hired through Amazon Mechanical Turk.¹⁴ Other platforms used are Surge AI¹⁵ (Cobbe et al., 2021) and Upwork¹⁶ (Rein et al., 2023). Again, only 15 benchmark papers mention criteria for the selection of annotators (see Table 1). These would include performance on the task, e.g., appraised in a screening test (Reddy et al., 2019), or their ratings on the crowdworking platform (Rein et al., 2023). Sometimes annotators were recruited due to their availability as co-authors or colleagues (Gordon et al., 2012; Lin et al., 2022; Yue et al., 2024). Another reason for recruitment would be expertise in a certain domain. BioASQ-QA, for example, is a biomedical benchmark that is fully written by domain experts (Krithara et al., 2023). It is reported where and in what type of institutions the experts hold positions (European universities, hospitals, and research institutes) as well as their concrete areas of research (e.g., "cardiovascular endocrinology, psychiatry, psychophysiology, pharmacology", p. 3). In StrategyQA, the authors refer to themselves as expert annotators (Geva et al., 2021). In other instances, what defines an expert is less clear. For example, in the OpenBookQA benchmark paper it is stated that the data were "filtered by an in-house expert to ensure higher quality" (Mihaylov et al., 2018, p. 2384) without further elaboration.

Table 1: Annotator recruitment criteria and demographics. Abs. number of mentions across benchmark papers.

Criterion	#	Demographic	#
none	15	none	17
availability	3	country of origin	1
task performance	6	recruitment country	3
domain expertise	4	education	3
other	3	area of expertise	5
		age	0
		gender	0
		ethnicity	0
		other	2

¹⁴<https://www.mturk.com/>

¹⁵<https://www.surgehq.ai/>

¹⁶<https://www.upwork.com/>

4.1.5 Annotator Demographics

Out of the 29 benchmark papers involving human annotators, 17 failed to report any demographic information (see Table 1). Country of recruitment or origin was mentioned for SQuAD, DROP, OpenBookQA, and MATH, exclusively referring to the USA, Canada, or North America in general (Rajpurkar et al., 2016; Dua et al., 2019; Mihaylov et al., 2018; Hendrycks et al., 2021). Level of education was mentioned in OpenBookQA (Master’s; Mihaylov et al., 2018), GPQA (PhD or higher; Rein et al., 2023), and MMMU (college students; Yue et al., 2024), which are based on textbook problems or exam knowledge. Information on age, gender, and ethnicity were not identified in the benchmark papers (by internal nor external annotator). Another indicator for demographic aspects are the author affiliations. We found that those are centered around renown North-American research institutes, universities, and technology firms. In sum, 13 of the benchmark papers were co-authored by researchers affiliated to the Allen Institute for Artificial Intelligence (Allen AI) and 8 by researchers affiliated to the University of Washington (UW).

4.1.6 Benchmark Bias and Toxicity

We asked annotators to answer the following question and include evidence for their answer: "Are analyses of aspects related to social bias, representativeness or toxicity in the benchmark dataset reported and, if so, what type of analyses?" The external annotators identified 4 benchmarks as informative in this regard. However, we noticed that they appeared to work on a different understanding of bias than us. For instance, OK-VQA utilizes (non-specific) label balancing to avoid heuristic prediction behavior¹⁷ and for NaturalQuestions, an in-depth analyses of annotation variability was conducted. This indeed can be done in a social bias-sensitive manner (Haliburton et al., 2024), but in this case the focus was on general annotation quality (Kwiatkowski et al., 2019). We, hence, count these cases as uninformative of social bias or toxicity aspects.

We finally identified 3 out of 30 benchmark papers that clearly flag social biases in their data.¹⁸ The WinoGender bias metric (Rudinger et al.,

¹⁷For example, the question "What season is it?" was mostly accompanied by the answer "Winter" incentivizing the model to default to this answer (Marino et al., 2019).

¹⁸None of the benchmark papers mentioned any toxicity-related metric (full agreement between internal and external annotations).

2018) was applied to models trained on the WinoGrande train split (Sakaguchi et al., 2021) to verify its relative gender-fairness. The QuAC datasheet mentions potential biases towards famous men in its dataset as well as other not further specified biases.¹⁹ The GPQA benchmark paper explicitly states that bias was *not* avoided during the dataset creation. The authors "make no claim that GPQA is a representative sample of any population of questions that are likely to come up in the course of scientific practice," (Rein et al., 2023, p. 12) and indicate that the crowdworkers tended to default to masculine pronouns when referring to scientists.

An additional keyword matching for the terms "diverse" and "diversity" yielded matches in two thirds of the benchmark papers: Several pay attention to domain or topic diversity (e.g., Geva et al., 2021; Lu et al., 2022; Lin et al., 2022), question or answer diversity (e.g., Zellers et al., 2019; Bisk et al., 2019; Artetxe et al., 2020), as well as lexical diversity (e.g., Reddy et al., 2019; Dua et al., 2019; Cobbe et al., 2021). Yet, again, none of them account for demographic diversity.

4.2 Benchmark Data Analysis Results

Next, we analyzed distributions of gender, occupation, religion and location properties found for entities across 20 benchmark datasets (see Table 2, Appendix A), following the procedure described in Section 3.2.²⁰ The absolute number of entities differs greatly between benchmarks (see Table 6, Appendix B) due to differences in dataset sizes or the nature of the contents, e.g., HotpotQA (>20k entities) is inherently related to Wikipedia and, thus, highly overlaps with Wikidata, but MMLU (<100 entities) is designed to include knowledge not found on Wikipedia²¹ and the commonsense benchmark COPA (<100 entities) does mostly not rely on real-world entities in its examples.²² For other commonsense and scholarly benchmarks we were in fact able to retrieve large numbers of entities suitable for our analysis: E.g., 893 *human* and 365 *fictional human* entities in SIQA, 480 *human* and 99 *fictional human* instances in GSM8K, or 317 mentions of *U.S. States* in ScienceQA.

¹⁹quac.ai/datasheet.pdf

²⁰The selection of demographic markers reflects dimensions that are frequently discussed in the social bias in NLP literature (Sheng et al., 2021).

²¹For MMLU, we only matched entities of type *class of anatomical entity*, *cell type*, and the like.

²²Example: "The man dropped on the floor. *What happened as a result?*"

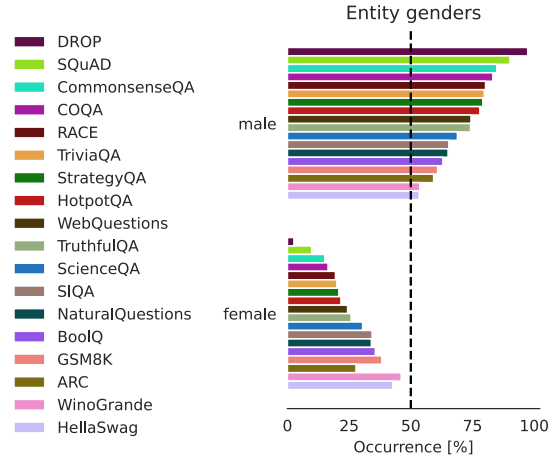


Figure 3: Gender ratio for entities in encyclopedic, commonsense, and scholarly QA & RC benchmarks.

4.2.1 Gender and Occupation

Figure 3 shows the male-versus-female gender proportions across benchmarks. We only included benchmark datasets for which we found more than 30 gender entries. Genders beyond the binary were none or close to none and, hence, also not illustrated in the plot. The most favorable gender ratios are found in WinoGrande and HellaSwag, which are both commonsense benchmarks. As discussed in Section 4.1.6, a low gender bias metric was reported by the WinoGrande authors and our results confirm this observation. All Wikipedia-based benchmarks, like DROP, SQuAD, or TriviaQA exhibit prominent gender gaps. In fact, the DROP benchmark dataset is only based on text passages about male-dominated "National Football League (NFL) game summaries and history articles" (Dua et al., 2019, p. 2371).

For CommonsenseQA, we only retrieved 28 male and 5 female entities, but we also ran a keyword matching on its question set and found 179 questions containing "he", "man" or "his" and only 49 containing "she", "woman", "her", or "hers". Examples are: "He was working hard on his sculpture, what was he practicing?" and "After she finished washing clothes, what did the woman do with them?" For questions where gender does not play a role for the task at hand, the dataset creators happened to default more to male subjects.

Additionally, we found that the most represented occupations differ for female and male entities. For example for GSM8K (school math problems) and WinoGrande (commonsense), the male top-10 occupations for both benchmarks include several ath-

letic professions, while the female top-10 occupations are biased towards entertainment roles. Visualizations of occupation-related gender biases for eight different benchmarks are provided in Figure 5, Appendix C.

4.2.2 Religion and Location

As indicators of cultural and geographic context, we examined religions and locations. Here, we examined the benchmarks for which more than 30 religion properties were retrieved (ranging between 33 for BoolQ and 652 for TriviaQA). Christianity and instances of Christian religions rank highest across benchmarks. In fact, *Christianity* and/or *Catholicism* are among the top-3 religion labels for 14 out of 15 benchmarks. All distributions are visualized in Figure 6, Appendix C.

Across encyclopedic, commonsense, and scholarly benchmarks, most coordinates are located around North America and Western Europe and Eastern and Southern regions are less represented. For HotpotQA, TriviaQA, and NaturalQuestions slightly more coordinates are located on the South American, African, and Australian continents compared to the other benchmarks. Map visualizations for 17 benchmarks are provided in Figure 7, Appendix C. We also retrieved location names associated to entities in the datasets. Again, Western regions are more represented. E.g., for BoolQ and StrategyQA, the most frequently named location are the *United States* (56% and 31%) and the *United Kingdom* (9% and 15%), followed by *Canada* (2%) for BoolQ and *Brazil*, and *Japan* (4% each) for StrategyQA.

5 Discussion

Our study reveals significant gaps in transparency as well as harmful social biases across the 30 most popular QA and RC benchmarks. While two-thirds consist of human-authored examples and nearly all involve human annotation, half of them fail to disclose annotator demographics or recruitment criteria and all fail to report gender, age, or ethnicity. For the remaining cases, countries of origin or recruitment are predominantly North American, reflecting the Western institutional affiliations of the benchmark authors. While the QuAC paper stands out for its thorough reporting, others like MMLU (which is commonly referenced to mar-

ket flagship models of famous tech firms^{23,24}) lack all of the details we were looking for. The benchmarks overwhelmingly prioritize task difficulty or novelty aspects over social representativeness. The reliance on Wikipedia (known for its representational issues; Sun and Peng, 2021; Menking and Rosenberg, 2021; Tripodi, 2023) for encyclopedic benchmarks, perpetuates underrepresentation of marginalized communities and introduces biases in gender, occupation, geography, and religion. But also commonsense and scholarly benchmarks were found to default to male and Western examples. All but one benchmark are fully English, but less than half report this information in the paper, disregarding that they are indeed language-specific benchmarks (Bender, 2011).

Our findings highlight a systemic lack of diversity and transparency in widely used QA and RC benchmarks. These shortcomings perpetuate the development of technologies that produce harmful, discriminatory outcomes. Furthermore, our findings exemplify once more a "*laissez-faire* attitude" (Paullada et al., 2021, p. 4) prevalent in AI dataset creation, which must be addressed through the implementation of robust documentation, validation, and representation standards. While we acknowledge the growing discourse around better AI evaluation practices (Wallach et al., 2024), we emphasize that the conversation must prioritize social bias alongside validity and transparency.

6 Conclusion

Our work finds significant limitations regarding transparency and social representativeness in 30 popular QA and RC benchmarks. Many of these benchmarks lack information about annotator demographics, recruitment criteria, and language specificity. Many are, furthermore, biased in terms of gender, occupation, religion, and geographic representation. This has objectionable epistemological and ethical implications, e.g., by incentivizing the development of technologies that serve the needs of a privileged few. We highlight the need for rigorous documentation, validation, and representation standards in LLM benchmarking.

²³<https://openai.com/index/hello-gpt-4o/>

²⁴<https://www.anthropic.com/news/3-5-models-and-computer-use>

Limitations

Due to the lack of transparency across benchmarks, we were unable to investigate the causal relationship between the identity of those involved in the benchmark creation and the biases found in the QA and RC benchmark datasets through statistical testing. Due to the immense annotation efforts involved, our analyses were limited in scope. Future work should include a larger number and wider range of benchmarks to allow for more generalizable conclusions.

Acknowledgments

This work was mainly conducted during the first author’s Research Fellowship at Weizenbaum Institute, Berlin. This work was also supported by the German Research Foundation (DFG) project NFDI4DS under Grant No.: 460234259 and a NVIDIA Academic Hardware Grant.

References

- Hala Al Kuwaty, Maximilian Wich, and Georg Groh. 2020. [Identifying and measuring annotator bias based on annotators’ demographic characteristics](#). In *Proceedings of the Fourth Workshop on Online Abuse and Harms*, pages 184–190, Online. ACL.
- Mikel Artetxe, Sebastian Ruder, and Dani Yogatama. 2020. [On the cross-lingual transferability of monolingual representations](#). In *Proceedings of the 58th Annual Meeting of the Association for Computational Linguistics*, pages 4623–4637, Online. ACL.
- Tom Ayoola, Shubhi Tyagi, Joseph Fisher, Christos Christodoulopoulos, and Andrea Pierleoni. 2022. ReFinED: An efficient zero-shot-capable approach to end-to-end entity linking. In *NAACL*.
- Solon Barocas, Kate Crawford, Aaron Shapiro, and Hanna Wallach. 2017. The problem with bias: From allocative to representational harms in machine learning. In *SIGCIS conference paper*.
- Emily M. Bender. 2011. [On achieving and evaluating language-independence in nlp](#). *Linguistic Issues in Language Technology*, 6.
- Emily M. Bender and Batya Friedman. 2018. [Data statements for natural language processing: Toward mitigating system bias and enabling better science](#). *Trans. Assoc. Comput. Linguistics*, 6:587–604.
- Jonathan Berant, Andrew Chou, Roy Frostig, and Percy Liang. 2013. [Semantic parsing on Freebase from question-answer pairs](#). In *Proceedings of the 2013 Conference on Empirical Methods in Natural Language Processing*, pages 1533–1544, Seattle, Washington, USA. ACL.
- Abeba Birhane, Pratyusha Kalluri, Dallas Card, William Agnew, Ravit Dotan, and Michelle Bao. 2022. [The values encoded in machine learning research](#). In *FAccT ’22: 2022 ACM Conference on Fairness, Accountability, and Transparency, Seoul, Republic of Korea, June 21 - 24, 2022*, pages 173–184. ACM.
- Yonatan Bisk, Rowan Zellers, Ronan Le Bras, Jianfeng Gao, and Yejin Choi. 2019. [Piqa: Reasoning about physical commonsense in natural language](#). In *AAAI Conference on Artificial Intelligence*.
- Su Lin Blodgett, Solon Barocas, Hal Daumé III, and Hanna M. Wallach. 2020. [Language \(technology\) is power: A critical survey of "bias" in NLP](#). In *Proceedings of the 58th Annual Meeting of the Association for Computational Linguistics, ACL 2020, Online, July 5-10, 2020*, pages 5454–5476. ACL.
- Samuel R. Bowman and George Dahl. 2021. [What will it take to fix benchmarking in natural language understanding?](#) In *Proceedings of the 2021 Conference of the North American Chapter of the Association for Computational Linguistics: Human Language Technologies*, pages 4843–4855, Online. ACL.
- Wei-Lin Chiang, Lianmin Zheng, Ying Sheng, Anastasios Nikolas Angelopoulos, Tianle Li, Dacheng Li, Hao Zhang, Banghua Zhu, Michael Jordan, Joseph E. Gonzalez, and Ion Stoica. 2024. [Chatbot arena: An open platform for evaluating llms by human preference](#). *Preprint*, arXiv:2403.04132.
- Christopher Clark, Kenton Lee, Ming-Wei Chang, Tom Kwiatkowski, Michael Collins, and Kristina Toutanova. 2019. [BoolQ: Exploring the surprising difficulty of natural yes/no questions](#). In *Proceedings of the 2019 Conference of the North American Chapter of the Association for Computational Linguistics: Human Language Technologies, Volume 1 (Long and Short Papers)*, pages 2924–2936, Minneapolis, Minnesota. ACL.
- Peter Clark, Isaac Cowhey, Oren Etzioni, Tushar Khot, Ashish Sabharwal, Carissa Schoenick, and Oyvind Tafjord. 2018. [Think you have solved question answering? try arc, the ai2 reasoning challenge](#). *Preprint*, arXiv:1803.05457.
- Karl Cobbe, Vineet Kosaraju, Mohammad Bavarian, Mark Chen, Heewoo Jun, Lukasz Kaiser, Matthias Plappert, Jerry Tworek, Jacob Hilton, Reiichiro Nakano, Christopher Hesse, and John Schulman. 2021. [Training verifiers to solve math word problems](#). *CoRR*, abs/2110.14168.
- Nathaniel Demchak, Xin Guan, Zekun Wu, Ziyi Xu, Adriano Koshiyama, and Emre Kazim. 2024. Assessing bias in metric models for llm open-ended generation bias benchmarks. In *Workshop: "Evaluating Evaluations: Examining Best Practices for Measuring Broader Impacts of Generative AI"*.
- Jwala Dhamala, Tony Sun, Varun Kumar, Satyapriya Krishna, Yada Pruksachatkun, Kai-Wei Chang, and Rahul Gupta. 2021. [BOLD: dataset and metrics for](#)

- measuring biases in open-ended language generation. In *FAccT '21: 2021 ACM Conference on Fairness, Accountability, and Transparency, Virtual Event / Toronto, Canada, March 3-10, 2021*, pages 862–872. ACM.
- Dheeru Dua, Yizhong Wang, Pradeep Dasigi, Gabriel Stanovsky, Sameer Singh, and Matt Gardner. 2019. [DROP: A reading comprehension benchmark requiring discrete reasoning over paragraphs](#). In *Proceedings of the 2019 Conference of the North American Chapter of the Association for Computational Linguistics: Human Language Technologies, Volume 1 (Long and Short Papers)*, pages 2368–2378, Minneapolis, Minnesota. ACL.
- Miranda Fricker. 2007. *Epistemic Injustice: Power and the Ethics of Knowing*. Oxford University Press.
- Isabel O Gallegos, Ryan A Rossi, Joe Barrow, Md Mehrab Tanjim, Sungchul Kim, Franck Dernoncourt, Tong Yu, Ruiyi Zhang, and Nesreen K Ahmed. 2024. Bias and fairness in large language models: A survey. *Computational Linguistics*, pages 1–79.
- Timnit Gebru, Jamie Morgenstern, Briana Vecchione, Jennifer Wortman Vaughan, Hanna M. Wallach, Hal Daumé III, and Kate Crawford. 2021. [Datasheets for datasets](#). *Commun. ACM*, 64(12):86–92.
- R. Stuart Geiger, Kevin Yu, Yanlai Yang, Mindy Dai, Jie Qiu, Rebekah Tang, and Jenny Huang. 2020. [Garbage in, garbage out? do machine learning application papers in social computing report where human-labeled training data comes from?](#) In *Proceedings of the 2020 Conference on Fairness, Accountability, and Transparency, FAT* '20*, page 325–336, New York, NY, USA. ACM.
- Mor Geva, Yoav Goldberg, and Jonathan Berant. 2019. [Are we modeling the task or the annotator? an investigation of annotator bias in natural language understanding datasets](#). In *Proceedings of the 2019 Conference on Empirical Methods in Natural Language Processing and the 9th International Joint Conference on Natural Language Processing (EMNLP-IJCNLP)*, pages 1161–1166, Hong Kong, China. ACL.
- Mor Geva, Daniel Khashabi, Elad Segal, Tushar Khot, Dan Roth, and Jonathan Berant. 2021. [Did aristotle use a laptop? a question answering benchmark with implicit reasoning strategies](#). *Transactions of the Association for Computational Linguistics*, 9:346–361.
- Andrew Gordon, Zornitsa Kozareva, and Melissa Roemmele. 2012. [SemEval-2012 task 7: Choice of plausible alternatives: An evaluation of commonsense causal reasoning](#). In **SEM 2012: The First Joint Conference on Lexical and Computational Semantics – Volume 1: Proceedings of the main conference and the shared task, and Volume 2: Proceedings of the Sixth International Workshop on Semantic Evaluation (SemEval 2012)*, pages 394–398, Montréal, Canada. ACL.
- Xin Guan, Nathaniel Demchak, Saloni Gupta, Ze Wang, Ediz Ertekin Jr., Adriano S. Koshiyama, Emre Kazim, and Zekun Wu. 2024. [SAGED: A holistic bias-benchmarking pipeline for language models with customisable fairness calibration](#). *CoRR*, abs/2409.11149.
- Luke Haliburton, Jan Leusmann, Robin Welsch, Sinkar Ghebremedhin, Petros Isaakidis, Albrecht Schmidt, and Sven Mayer. 2024. Uncovering labeler bias in machine learning annotation tasks. *AI and Ethics*, pages 1–14.
- Donna Haraway. 2016. [Situated knowledges: The science question in feminism and the privilege of partial perspective](#). In *Space, Gender, Knowledge: Feminist Readings*, pages 53–72. Routledge.
- Paula Helm, Gábor Bella, Gertraud Koch, and Fausto Giunchiglia. 2024. [Diversity and language technology: how language modeling bias causes epistemic injustice](#). *Ethics Inf. Technol.*, 26(1):8.
- Dan Hendrycks, Collin Burns, Saurav Kadavath, Akul Arora, Steven Basart, Eric Tang, Dawn Song, and Jacob Steinhardt. 2021. [Measuring mathematical problem solving with the MATH dataset](#). In *Proceedings of the Neural Information Processing Systems Track on Datasets and Benchmarks 1, NeurIPS Datasets and Benchmarks 2021, December 2021, virtual*.
- Jiho Jin, Jiseon Kim, Nayeon Lee, Haneul Yoo, Alice Oh, and Hwaran Lee. 2024. [KoBBQ: Korean bias benchmark for question answering](#). *Transactions of the Association for Computational Linguistics*, 12:507–524.
- Mandar Joshi, Eunsol Choi, Daniel Weld, and Luke Zettlemoyer. 2017. [TriviaQA: A large scale distantly supervised challenge dataset for reading comprehension](#). In *Proceedings of the 55th Annual Meeting of the Association for Computational Linguistics (Volume 1: Long Papers)*, pages 1601–1611, Vancouver, Canada. ACL.
- Jackie Kay, Atoosa Kasirzadeh, and Shakir Mohamed. 2024. [Epistemic injustice in generative AI](#). *CoRR*, abs/2408.11441.
- Svetlana Kiritchenko and Saif Mohammad. 2018. [Examining gender and race bias in two hundred sentiment analysis systems](#). In *Proceedings of the Seventh Joint Conference on Lexical and Computational Semantics*, pages 43–53, New Orleans, Louisiana. ACL.
- Bernard Koch, Emily Denton, Alex Hanna, and Jacob G. Foster. 2021. [Towards accountability for machine learning datasets: Practices from software engineering and infrastructure](#). In *Proceedings of the 2021 ACM Conference on Fairness, Accountability, and Transparency, FAccT '21*, page 560–575, New York, NY, USA. ACM.
- Hadas Kotek, Rikker Dockum, and David Sun. 2023. [Gender bias and stereotypes in large language models](#).

- In *Proceedings of The ACM Collective Intelligence Conference, CI '23*, page 12–24, New York, NY, USA. ACM.
- Angelie Kraft and Eloïse Soulier. 2024. [Knowledge-enhanced language models are not bias-proof: Situated knowledge and epistemic injustice in AI](#). In *The 2024 ACM Conference on Fairness, Accountability, and Transparency, FAccT 2024, Rio de Janeiro, Brazil, June 3-6, 2024*, pages 1433–1445. ACM.
- Anastasia Krithara, Anastasios Nentidis, Konstantinos Bougiatiotis, and Georgios Paliouras. 2023. Bioasqqa: A manually curated corpus for biomedical question answering. *Scientific Data*, 10(1):170.
- Tom Kwiattkowski, Jennimaria Palomaki, Olivia Redfield, Michael Collins, Ankur Parikh, Chris Alberti, Danielle Epstein, Illia Polosukhin, Jacob Devlin, Kenton Lee, Kristina Toutanova, Llion Jones, Matthew Kelcey, Ming-Wei Chang, Andrew M. Dai, Jakob Uszkoreit, Quoc Le, and Slav Petrov. 2019. [Natural questions: A benchmark for question answering research](#). *Transactions of the Association for Computational Linguistics*, 7:452–466.
- LimeSurvey Project Team / Carsten Schmitz. 2012. [LimeSurvey: An Open Source survey tool](#). LimeSurvey Project, Hamburg, Germany.
- Stephanie Lin, Jacob Hilton, and Owain Evans. 2022. [TruthfulQA: Measuring how models mimic human falsehoods](#). In *Proceedings of the 60th Annual Meeting of the Association for Computational Linguistics (Volume 1: Long Papers)*, pages 3214–3252, Dublin, Ireland. ACL.
- Pan Lu, Swaroop Mishra, Tony Xia, Liang Qiu, Kai-Wei Chang, Song-Chun Zhu, Oyvind Tafjord, Peter Clark, and Ashwin Kalyan. 2022. Learn to explain: Multimodal reasoning via thought chains for science question answering. In *The 36th Conference on Neural Information Processing Systems (NeurIPS)*.
- Kenneth Marino, Mohammad Rastegari, Ali Farhadi, and Roozbeh Mottaghi. 2019. [Ok-vqa: A visual question answering benchmark requiring external knowledge](#). In *2019 IEEE/CVF Conference on Computer Vision and Pattern Recognition (CVPR)*, pages 3190–3199.
- Amanda Menking and Jon Rosenberg. 2021. [Wp:not, wp:npov, and other stories wikipedia tells us: A feminist critique of wikipedia’s epistemology](#). *Science, Technology, & Human Values*, 46(3):455–479.
- Milagros Miceli and Julian Posada. 2022. [The data-production dispositif](#). *Proc. ACM Hum. Comput. Interact.*, 6(CSCW2):1–37.
- Todor Mihaylov, Peter Clark, Tushar Khot, and Ashish Sabharwal. 2018. [Can a suit of armor conduct electricity? a new dataset for open book question answering](#). In *Proceedings of the 2018 Conference on Empirical Methods in Natural Language Processing*, pages 2381–2391, Brussels, Belgium. ACL.
- Moin Nadeem, Anna Bethke, and Siva Reddy. 2021. [StereoSet: Measuring stereotypical bias in pretrained language models](#). In *Proceedings of the 59th Annual Meeting of the Association for Computational Linguistics and the 11th International Joint Conference on Natural Language Processing (Volume 1: Long Papers)*, pages 5356–5371, Online. ACL.
- Roberto Navigli, Simone Conia, and Björn Ross. 2023. [Biases in large language models: Origins, inventory, and discussion](#). *ACM J. Data Inf. Qual.*, 15(2):10:1–10:21.
- Ji Ho Park, Jamin Shin, and Pascale Fung. 2018. [Reducing gender bias in abusive language detection](#). In *Proceedings of the 2018 Conference on Empirical Methods in Natural Language Processing*, pages 2799–2804, Brussels, Belgium. ACL.
- Alicia Parrish, Angelica Chen, Nikita Nangia, Vishakh Padmakumar, Jason Phang, Jana Thompson, Phu Mon Htut, and Samuel Bowman. 2022. [BBQ: A hand-built bias benchmark for question answering](#). In *Findings of the Association for Computational Linguistics: ACL 2022*, pages 2086–2105, Dublin, Ireland. ACL.
- Amandalynne Paullada, Inioluwa Deborah Raji, Emily M. Bender, Emily Denton, and Alex Hanna. 2021. [Data and its \(dis\)contents: A survey of dataset development and use in machine learning research](#). *Patterns*, 2(11):100336.
- Jiaxin Pei and David Jurgens. 2023. [When do annotator demographics matter? measuring the influence of annotator demographics with the POPQUORN dataset](#). In *Proceedings of the 17th Linguistic Annotation Workshop (LAW-XVII)*, pages 252–265, Toronto, Canada. ACL.
- Hannah Powers, Ioana Baldini, Dennis Wei, and Kristin P. Bennett. 2024. Statistical bias in bias benchmark design. In *Workshop: "Evaluating Evaluations: Examining Best Practices for Measuring Broader Impacts of Generative AI"*.
- Inioluwa Deborah Raji, Emily Denton, Emily M. Bender, Alex Hanna, and Amandalynne Paullada. 2021. [AI and the everything in the whole wide world benchmark](#). In *Proceedings of the Neural Information Processing Systems Track on Datasets and Benchmarks 1, NeurIPS Datasets and Benchmarks 2021, December 2021, virtual*.
- Pranav Rajpurkar, Jian Zhang, Konstantin Lopyrev, and Percy Liang. 2016. [SQuAD: 100,000+ questions for machine comprehension of text](#). In *Proceedings of the 2016 Conference on Empirical Methods in Natural Language Processing*, pages 2383–2392, Austin, Texas. ACL.
- Siva Reddy, Danqi Chen, and Christopher D. Manning. 2019. [CoQA: A conversational question answering challenge](#). *Transactions of the Association for Computational Linguistics*, 7:249–266.

- David Rein, Betty Li Hou, Asa Cooper Stickland, Jackson Petty, Richard Yuanzhe Pang, Julien Dirani, Julian Michael, and Samuel R. Bowman. 2023. [Gpqa: A graduate-level google-proof q&a benchmark](#). *Preprint*, arXiv:2311.12022.
- Anka Reuel, Amelia Hardy, Chandler Smith, Max Lamparth, Malcolm Hardy, and Mykel J. Kochenderfer. 2024. [Betterbench: Assessing ai benchmarks, uncovering issues, and establishing best practices](#). *Preprint*, arXiv:2411.12990.
- Anna Rogers, Matt Gardner, and Isabelle Augenstein. 2023. [QA dataset explosion: A taxonomy of NLP resources for question answering and reading comprehension](#). *ACM Comput. Surv.*, 55(10):197:1–197:45.
- Rachel Rudinger, Jason Naradowsky, Brian Leonard, and Benjamin Van Durme. 2018. [Gender bias in coreference resolution](#). In *Proceedings of the 2018 Conference of the North American Chapter of the Association for Computational Linguistics: Human Language Technologies, Volume 2 (Short Papers)*, pages 8–14, New Orleans, Louisiana. ACL.
- Keisuke Sakaguchi, Ronan Le Bras, Chandra Bhagavatula, and Yejin Choi. 2021. [Winogrande: an adversarial winograd schema challenge at scale](#). *Commun. ACM*, 64(9):99–106.
- Maarten Sap, Hannah Rashkin, Derek Chen, Ronan Le Bras, and Yejin Choi. 2019. [Social IQa: Commonsense reasoning about social interactions](#). In *Proceedings of the 2019 Conference on Empirical Methods in Natural Language Processing and the 9th International Joint Conference on Natural Language Processing (EMNLP-IJCNLP)*, pages 4463–4473, Hong Kong, China. ACL.
- Emily Sheng, Kai-Wei Chang, Prem Natarajan, and Nanyun Peng. 2021. [Societal biases in language generation: Progress and challenges](#). In *Proceedings of the 59th Annual Meeting of the Association for Computational Linguistics and the 11th International Joint Conference on Natural Language Processing (Volume 1: Long Papers)*, pages 4275–4293, Online. ACL.
- Julia Stoyanovich and Bill Howe. 2019. [Nutritional labels for data and models](#). *IEEE Data Eng. Bull.*, 42(3):13–23.
- Jiao Sun and Nanyun Peng. 2021. [Men are elected, women are married: Events gender bias on wikipedia](#). In *Proceedings of the 59th Annual Meeting of the Association for Computational Linguistics and the 11th International Joint Conference on Natural Language Processing (Volume 2: Short Papers)*, ACL-IJCNLP 2021, pages 350–360. ACL.
- Tony Sun, Andrew Gaut, Shirlyn Tang, Yuxin Huang, Mai ElSherief, Jieyu Zhao, Diba Mirza, Elizabeth Belding, Kai-Wei Chang, and William Yang Wang. 2019. [Mitigating gender bias in natural language processing: Literature review](#). In *Proceedings of the 57th Annual Meeting of the Association for Computational Linguistics*, pages 1630–1640, Florence, Italy. ACL.
- Harini Suresh and John Gutttag. 2021. [A framework for understanding sources of harm throughout the machine learning life cycle](#). In *Proceedings of the 1st ACM Conference on Equity and Access in Algorithms, Mechanisms, and Optimization*, EAAMO ’21, New York, NY, USA. ACM.
- Francesca Tripodi. 2023. [Ms. categorized: Gender, notability, and inequality on wikipedia](#). *New Media & Society*, 25(7):1687–1707.
- VERBI Software. 2024. [MAXQDA Plus 24](#).
- Hanna Wallach, Meera Desai, Nicholas Pangakis, A. Feder Cooper, Angelina Wang, Solon Barocas, Alexandra Chouldechova, Chad Atalla, Su Lin Blodgett, Emily Corvi, P. Alex Dow, Jean Garcia-Gathright, Alexandra Olteanu, Stefanie Reed, Emily Sheng, Dan Vann, Jennifer Wortman Vaughan, Matthew Vogel, Hannah Washington, and Abigail Z. Jacobs. 2024. [Evaluating generative ai systems is a social science measurement challenge](#). *Preprint*, arXiv:2411.10939.
- Zhilin Yang, Peng Qi, Saizheng Zhang, Yoshua Bengio, William Cohen, Ruslan Salakhutdinov, and Christopher D. Manning. 2018. [HotpotQA: A dataset for diverse, explainable multi-hop question answering](#). In *Proceedings of the 2018 Conference on Empirical Methods in Natural Language Processing*, pages 2369–2380, Brussels, Belgium. ACL.
- Xiang Yue, Yuansheng Ni, Kai Zhang, Tianyu Zheng, Ruoyi Liu, Ge Zhang, Samuel Stevens, Dongfu Jiang, Weiming Ren, Yuxuan Sun, Cong Wei, Botao Yu, Ruibin Yuan, Renliang Sun, Ming Yin, Boyuan Zheng, Zhenzhu Yang, Yibo Liu, Wenhao Huang, and 3 others. 2024. [Mmmu: A massive multi-discipline multimodal understanding and reasoning benchmark for expert agi](#). *Preprint*, arXiv:2311.16502.
- Rowan Zellers, Ari Holtzman, Yonatan Bisk, Ali Farhadi, and Yejin Choi. 2019. [Hellaswag: Can a machine really finish your sentence?](#) In *Proceedings of the 57th Conference of the Association for Computational Linguistics, ACL 2019, Florence, Italy, July 28- August 2, 2019, Volume 1: Long Papers*, pages 4791–4800. ACL.

A Full Benchmark Paper Checklist

Table 2 provides a full checklist regarding reported aspects, category, and inclusion in the dataset analysis across all benchmarks.

Table 2: Checklist of social bias-relevant aspects stated in the benchmark papers & inclusion in quant. analysis.

Domain	Benchmark	Language	Recruitment criteria	Demographics	Social bias or toxicity	Data analysis?
<i>Encyclopedic</i>	QuAC	✓	✓	✓	✓	-
	DROP	✓	✓	✓	-	✓
	XQuAD	✓	✓	✓	-	-
	SQuAD	-	✓	✓	-	✓
	HotpotQA	✓	-	-	-	✓
	StrategyQA	✓	-	-	-	✓
	COQA	-	✓	-	-	✓
	NaturalQuestions	-	-	-	-	✓
	TriviaQA	-	-	-	-	✓
	BoolQ	-	-	-	-	✓
	WebQuestions	-	-	-	-	✓
<i>Commonsense</i>	COPA	✓	✓	-	-	-
	WinoGrande		✓	-	✓	✓
	PIQA	✓	-	-	-	-
	CommonsenseQA	✓	-	-	-	✓
	TruthfulQA	-	✓	-	-	✓
	HellaSwag	-	✓	-	-	✓
	SIQA	-	-	-	-	✓
<i>Scholarly</i>	BioASQ-QA	✓	✓	✓	-	-
	GPQA	✓	✓	✓	✓	✓
	RACE	✓	-	✓	-	✓
	OpenBookQA	-	✓	✓	-	✓
	MATH	-	✓	✓	-	-
	ScienceQA	-	-	-	-	✓
	MMLU	-	-	-	-	-
	GSM8K	-	-	-	-	✓
	ARC	-	-	-	-	✓
<i>Multimodal</i>	MMMU	✓	✓	✓	-	-
	TextVQA	-	-	-	-	-
	OK-VQA	-	-	-	-	-

B Benchmark Paper Analysis Ext'd

Figure 4 provides an overview of the domain/ topic distribution across all benchmarks. Table 3 lists reported motivations across benchmarks and Table 4 the data sources. Table 5 shows the external annotations of annotator recruitment criteria and demographics (internal: Table 1).

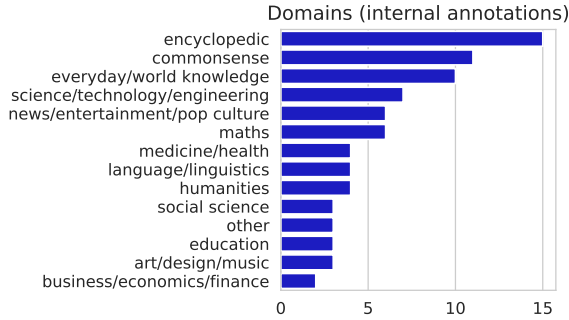


Figure 4: Distribution of domains across benchmarks.

Table 3: Reported motivations. Abs. counts across papers. Internal (Int.) vs. external (Ext.) annotation.

Motivation	Int.	Ext.
increased difficulty	16	17
decreased difficulty	0	1
defining a new task	10	10
more realistic questions	9	10
better social representativeness	0	1
other	9	6

Table 4: Reported data sources. Abs. counts across papers. Internal (Int.) vs. external (Ext.) annotation.

Source	Int.	Ext.
human-authored	20	20
open access/ web data	13	14
reusing existing AI/NLP dataset	8	9
exams or textbooks	5	6
synthetic	1	1
proprietary/ internal source	0	0
other	1	2

Table 5: External annotations of annotator recruitment criteria and demographics. Abs. number of mentions.

Criterion	#	Demographic	#
none	14	none	17
availability	1	country of origin	1
task performance	7	recruitment country	2
domain expertise	5	education	4
other	3	area of expertise	3
		age	1
		gender	0
		ethnicity	0
		other	4

C Benchmark Dataset Analysis Ext'd

Table 6 lists detailed counts of entities extracted using the procedure described in Section 3.2. Figures 5 and 6 present relative frequencies of occupations by gender and religion²⁵ across benchmarks. Figure 7 illustrates the distributions of coordinates.

²⁵Note that we replaced the term "The Church of Jesus Christ of Latter-day Saints" with "Mormon Church" for better proportions of the graph visualization.

Table 6: Detailed list of the numbers of Wikidata entities and associated properties extracted for each benchmark.

		#Entities	#Extracted properties							
			Instance of	Gender	Occupation	Ethnicity	Religion	Coordinates	Location names	Entity linking?
<i>Encycl.</i>	DROP	880	804	76	52	14	119	42	411	-
	SQuAD	10570	9462	1173	1150	287	610	1242	4860	-
	HotpotQA	22189	21077	6027	5684	103	541	3121	21103	-
	StrategyQA	229	223	48	44	4	18	30	183	✓
	COQA	1349	1194	334	289	136	191	349	1264	✓
	NaturalQu.	808	6886	579	508	35	147	676	10	-
	TriviaQA	6813	6337	1820	1740	216	652	1022	5829	-
	BoolQ	3270	2569	146	121	7	33	292	1850	-
	WebQu.	755	740	82	75	42	67	213	701	-
<i>Comm.</i>	WinoGrande	799	774	477	356	26	63	56	809	✓
	Comm.QA	208	153	33	25	5	8	26	100	✓
	TruthfulQA	644	604	62	59	141	107	289	726	✓
	HellaSwag	3618	3228	309	270	201	106	417	2351	✓
	SIQA	2142	2132	1755	1531	148	147	76	2628	✓
<i>Schol.</i>	GPQA	310	274	16	17	13	3	28	99	✓
	RACE	1350	1215	411	370	147	145	349	1424	✓
	OpenB.QA	282	230	2	2	8	2	57	101	✓
	ScienceQA	2339	1820	453	346	56	101	554	1573	✓
	GSM8K	1096	1069	787	602	36	90	77	1239	✓
	ARC	695	570	54	44	18	12	111	338	✓



Figure 5: Top-10 occupations by gender across benchmarks (if 300 or more occupations identified).

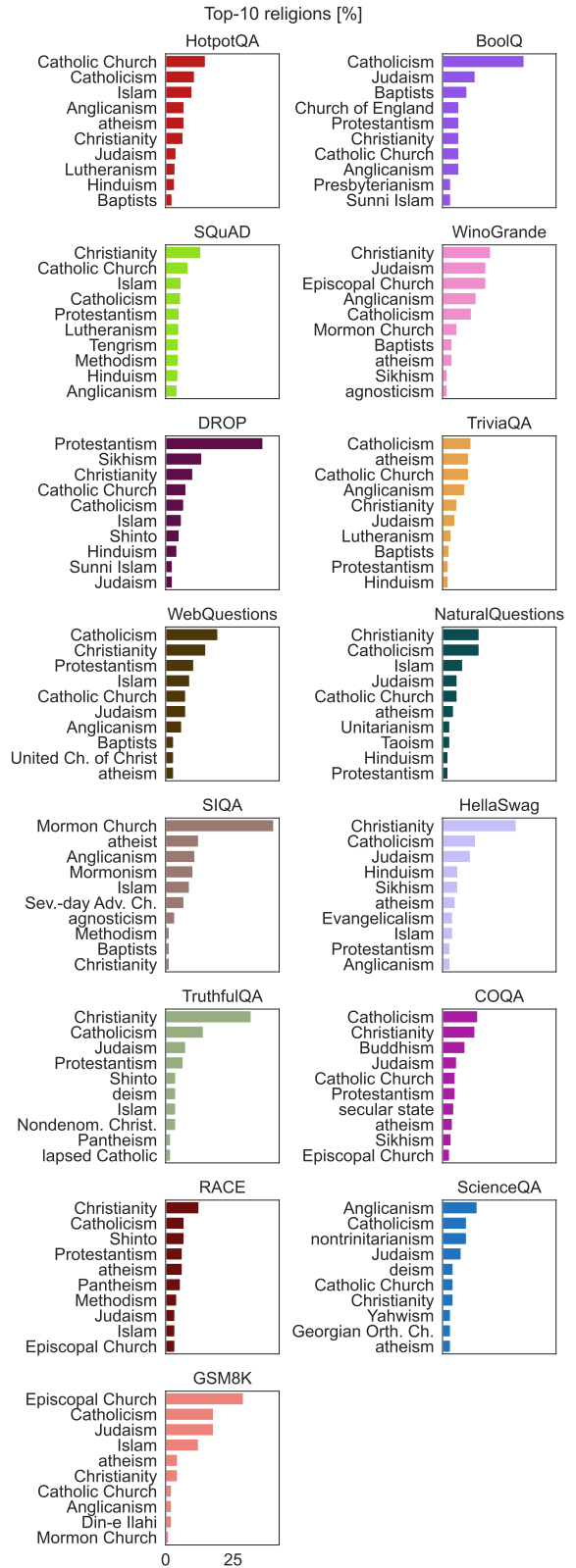


Figure 6: Top-10 religions found for entities across benchmarks (if 30 or more instances identified).

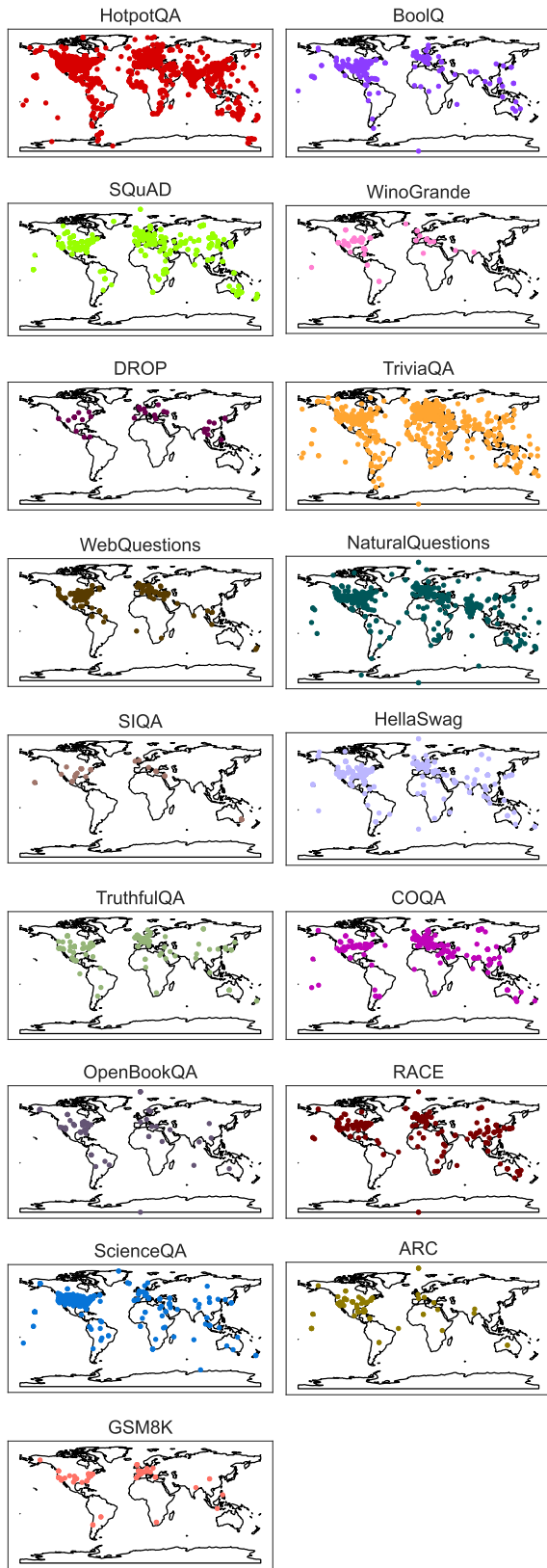


Figure 7: Distribution of coordinates found for entities across benchmarks (if 30 or more instances identified).