
Comprehensive Evaluation and Analysis for NSFW Concept Erasure in Text-to-Image Diffusion Models

Die Chen

School of Data Science & Engineer
East China Normal University
dchen@stu.ecnu.edu.cn

Zhiwen Li

School of Data Science & Engineer
East China Normal University
51265903098@stu.ecnu.edu.cn

Cen Chen

School of Data Science & Engineer
East China Normal University
cenchen@dase.ecnu.edu.cn

Yuexiang Xie

Alibaba Group
yuexiang.yyx@alibaba-inc.com

Xiaodan Li

School of Data Science & Engineer
East China Normal University
72275900032@stu.ecnu.edu.cn

Jinyan Ye

School of Data Science & Engineer
East China Normal University
51275903079@stu.ecnu.edu.cn

Yingda Chen

Alibaba Group
yingda.chen@alibaba-inc.com

Yaliang Li

Alibaba Group
yaliang.li@alibaba-inc.com

Abstract

Text-to-image diffusion models have gained widespread application across various domains, demonstrating remarkable creative potential. However, the strong generalization capabilities of diffusion models can inadvertently lead to the generation of not-safe-for-work (NSFW) content, posing significant risks to their safe deployment. While several concept erasure methods have been proposed to mitigate the issue associated with NSFW content, a comprehensive evaluation of their effectiveness across various scenarios remains absent. To bridge this gap, we introduce a full-pipeline toolkit specifically designed for concept erasure and conduct the first systematic study of NSFW concept erasure methods. By examining the interplay between the underlying mechanisms and empirical observations, we provide in-depth insights and practical guidance for the effective application of concept erasure methods in various real-world scenarios, with the aim of advancing the understanding of content safety in diffusion models and establishing a solid foundation for future research and development in this critical area. We publicly release our code at <https://anonymous.4open.science/r/ErasureBenchmark-7BBB> to provide an open platform for further exploration and research.

1 Introduction

Text-to-image diffusion models [37, 26] have demonstrated remarkable performance in generating images from textual descriptions and have found extensive applications in art, design, and business, offering unparalleled creativity and flexibility [33]. However, the potential inclusion of a large number of not-safe-for-work (NSFW) images in the training datasets [35, 32] has inadvertently led these

Table 1: A comparative overview of benchmarks for concept erasure and content safety.

Benchmark	Scope of Evaluation	Multiple Themes	Taxonomy of Erasure Methods	Erasure Effectiveness	Varying Data Scales	Robustness	Irrelevant Concept Preservation
UnsafeD [29]	Safety of base models	✓	×	✓	×	×	×
UCANVAS [45]	Object and Style Erasure	×	×	✓	×	×	×
HUB [25]	Object and Style Erasure	×	×	✓	×	×	×
Ours	NSFW content erasure	✓	✓	✓	✓	✓	✓

models to associate with and generate NSFW content [15, 41]. Empirical observations suggest a limited correlation between prompt toxicity and the safety of generated images, inspiring recent studies [34, 6, 22, 7, 46, 21, 16, 43, 18, 5] to explore various concept erasure methods beyond simple word filtering in prompts to prevent diffusion models from generating NSFW content.

Despite the growing interest, there is still a lack of comprehensive evaluation and analysis of NSFW concept erasure. Existing studies either focus solely on benchmarking the performance of original diffusion models without applying concept erasure methods, or overlook the specific challenge of NSFW content erasure, instead concentrating on style or object suppression [45, 25]. Note that a comprehensive benchmarking and analysis is non-trivial, as it requires specific efforts to construct NSFW prompt datasets with precise and fine-grained annotations for enabling multi-dimensional comparisons aligned with human perception of unsafe content, and also requires unified evaluation metrics that consider the balance between erasure and preservation for a fair comparison among existing methods. Furthermore, there is an urgent need for an in-depth analysis of the characteristics and underlying mechanisms of different concept erasure methods that drive performance differences, rather than solely focusing on numerical comparisons [29].

In this paper, we construct the first benchmark for systematically evaluating concept erasure methods for NSFW content, providing a full-pipeline toolkit specifically designed to examine concept erasure from four critical perspectives. Specifically, we perform fine-grained thematic annotation of NSFW-related datasets, and introduce a taxonomy of concept erasure methods to attribute their performance across multiple dimensions. Meanwhile, we offer high-accuracy automated detection tools with flexible target specification, and prepare a comprehensive set of evaluation metrics to measure both erasure effectiveness and generative performance.

Based on the full-pipeline toolkit, we conduct extensive experiments and derive practical insights for various application scenarios: (1) We begin with an overall performance comparison among various concept erasure methods. Our findings suggest that post-hoc correction methods are well-suited for resource-constrained scenarios due to their efficiency. However, these methods may encounter robustness issues in high-security scenarios where users might easily circumvent safety mechanisms. (2) We evaluate method variants across diverse NSFW themes and data scales. The results indicate that blindly increasing the data scale yields limited benefits for most methods. Moreover, strategies that are highly sensitive to data scale, such as unlearning techniques or introducing additional trainable parameters, should be avoided when training data is limited. (3) We also assess the robustness of the methods against toxic prompts, demonstrating that adversarial training significantly enhances resilience, while methods that focus on the model’s image-level understanding can also achieve satisfied performance. (4) We investigate how concept erasure affects the preservation of unrelated concepts, which reveals that improved erasure effectiveness often compromises overall generation quality, highlighting the necessity to carefully balance this trade-off during model configuration.

2 Background and Related Works

Misuse of Diffusion Models. Diffusion models have gained widespread popularity due to their strong generative capabilities and broad accessibility, with a detailed introduction provided in Appendix A. However, they raise concerns about potential misuse and unintended harmful generation [31, 34]. Some emerging issues include the “AI pimping” industry [41], where AI-generated faces replace real ones in adult content, and deepfake technology [15], which manipulates images or videos without consent, often leading to harm and legal disputes. These issues highlight the urgent need for robust safeguards and ethical practices in generative AI. In response, governments and organizations have begun to introduce regulations, e.g., the EU’s Digital Services Act [4] holds platforms accountable for harmful content, while the UN Convention Against Cybercrime [40] promotes global cooperation.

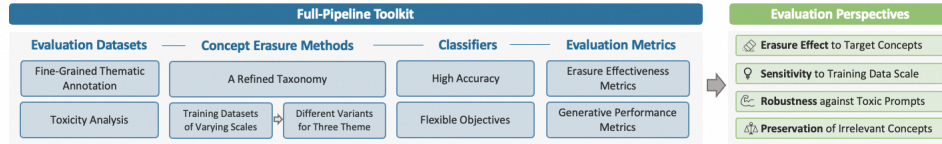


Figure 1: Our benchmark framework is built around a full-pipeline toolkit specifically designed to investigate concept erasure from four key evaluation perspectives.

Safety Benchmarks for Diffusion Models. Recently, the community has introduced benchmarks to evaluate the safety of diffusion models. However, existing efforts such as UnsafeD [29] focus primarily on assessing base generative models rather than providing systematic comparisons of concept erasure methods. Moreover, the toolkit provided in UnsafeD lacks comprehensiveness and fine-grained annotation, limiting its applicability for in-depth analysis. Meanwhile, other benchmarks like UCANVAS [45] and HUB [25] concentrate on object-based or style-based erasure tasks. As a result, their toolkits are not well-suited for addressing the unique challenges of NSFW content mitigation. Table 1 summarizes the advantages of our study compared to existing benchmarks.

3 Evaluation Framework

3.1 Definition and Overview

The misuse of diffusion models for generating not-safe-for-work (NSFW) content has motivated a series of efforts focused on concept erasure [34, 6, 22, 7, 46, 21, 16, 43, 18, 5]. In this study, we propose a systematic evaluation of existing concept erasure methods. We follow the definition of NSFW in previous studies [8]: “[data that] if viewed directly, might be offensive, insulting, threatening, or might otherwise cause anxiety”. Within such a context, generated texts and images containing NSFW concepts are referred to as *unsafe text* and *unsafe images*, respectively. To promote fine-grained benchmarking of concept erasure methods, we focus on three types of NSFW concepts: *nudity*, *violence*, and *horror*, drawing inspiration from previous studies [34, 24]. More details on the categorization criteria and several examples can be found in Appendix B.

The overall structure of our benchmark is shown in Figure 1. We follow the complete generation pipeline, including *evaluation datasets*, *concept erasure methods*, *classifiers*, and *evaluation metrics*, to provide a full-pipeline toolkit, with details of each component provided in the rest of this section.

3.2 Dataset Construction and Analysis

We notice that the existing curated datasets often lack or mislabel specific NSFW themes [34, 29], making them insufficient for meeting the requirements of a comprehensive evaluation. Therefore, we first enrich these datasets with fine-grained thematic annotations, enabling the selection of classifiers that better align with human understanding.

The proposed benchmark includes five datasets, four of which are related to NSFW content, including I2P [34], 4chan [29], Lexica [29], and Template [29]. These datasets are used to assess the effectiveness of concept erasure methods by comparing the reduction in unsafe image generation relative to the original model. The fifth dataset, COCO-10K [19], is a general dataset used to evaluate generative capabilities, serving to assess whether concept erasure affects the representation of unrelated concepts. More details about the datasets can be found in Appendix D. We conduct *thematic annotation* and *toxicity analysis* for the four NSFW-related datasets, and present their characteristics in Figure 2.

Thematic Annotation. Through thematic annotation, we aim to capture the specific distributions of unsafe image generation in the dataset and provide a reliable ground truth for evaluating classifiers. Most datasets lack such thematic annotations, while the existing annotations in the I2P dataset contain significant inconsistencies, as noted during our manual review, and necessitate a re-annotation effort.

To balance the number of generated images across datasets, we use Stable Diffusion v1.4 [32] to generate a varying number of images per prompt: 1 image for each prompt in I2P, 3 images for each prompt in 4chan and Lexica, and 20 images for each prompt in Template. Each generated image is annotated by three experts for the presence of nudity, violence, or horror, based on the

Dataset	Information		Prompt Toxicity			Image Classification			
	Prompts	Images	[0, 0.2)	[0.2, 0.5)	[0.5, 1]	Nudity	Violence	Horror	NSFW
I2P	4703	4703 × 1	25.52%	72.97%	1.51%	15.52%	10.14%	20.67%	41.02%
4chan	500	500 × 3	0.00%	0.00%	100.00%	15.00%	5.40%	4.87%	23.13%
Lexica	404	404 × 3	28.71%	70.05%	1.24%	13.78%	10.07%	39.03%	54.37%
Template	30	30 × 20	48.00%	41.50%	10.50%	27.33%	33.17%	34.33%	75.83%
Overall	5637	8015	56.52%	22.91%	20.57%	16.04%	10.97%	21.51%	42.30%

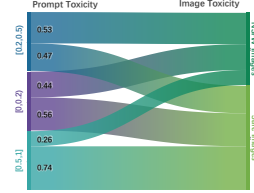


Figure 2: Information of four NSF-related datasets (left) and the toxicity relationship (right).

Table 2: Taxonomy of concept erasure methods.

Stage	Required Data Types	Trained Component	Reference
Dataset Cleaning	Clean image-text pair data	Full	Stable Diffusion v2.1[38]
Parameter Fine-Tuning	Solely require textual data	Unet	ESD[6], SPM[22], UCE[7]
	Further require image data	Text Encoder	AU[46]
		Unet	AC[16], SelfID[18], MACE[21], SalUn[5]
Post-hoc Correction	Only target text concepts	/	SLD[34], SD-NP[13]

definitions provided in Appendix B. Final labels are determined by majority voting, with any positive identification resulting in an NSFW classification. As shown in Figure 2, 42.30% of images across the four NSF-related datasets are labeled as NSFW, with horror being the most prevalent theme at 21.51%, followed by nudity at 16.04%.

Toxicity Analysis. Furthermore, we analyze the toxicity of text prompts in the datasets using the Perspective API [9], which assigns each prompt a toxicity score ranging from 0 to 1. We classify the toxicity into three levels: low ($[0, 0.2)$, considered harmless), moderate ($[0.2, 0.5)$, deemed mildly negative), and high ($[0.5, 1]$, clearly offensive).

It can be observed from the results that, the Lexica and I2P datasets exhibit similar patterns, predominantly containing moderately toxic prompts, likely due to overlapping data sources. The 4chan dataset, however, consists exclusively of high-toxicity prompts, with scores exceeding 0.8, yet it yields the fewest unsafe images. This may be attributed to the fact that many prompts are opinion-based or lack descriptive detail, thereby limiting strong visual generation. In contrast, the Template dataset demonstrates a more evenly distributed range of prompt toxicity, peaking at a score of 0.68. Notably, it leads to the highest percentage of unsafe images, which results from its specialized prompt templates and the use of explicit and theme-related phrases. The integration of four datasets with varying toxicity profiles enables a more holistic evaluation of concept erasure methods across different safety-critical settings.

We visualize the relationship between textual toxicity and visual toxicity (i.e., NSFW-labeled images) on the right side of Figure 2. For low and moderate toxicity input prompts, the generated images exhibit an almost equal distribution between safe and unsafe content. Even most high-toxicity prompts generate safe images, revealing a weak correlation between these two domains. Such observations align with our analysis, which suggests that toxic prompts may not generate unsafe images due to a lack of or insufficient visual details, while seemingly benign prompts can lead to unsafe content through subtle symbolic cues or contextually suggestive language.

Takeaways: The weak correlation between prompt toxicity and unsafe generated images highlights the limitations of relying solely on word-based filtering or blacklist approaches to prevent NSFW content generation. Concept erasure methods offer more effective solutions by modifying the model’s internal representations to suppress harmful generation, making them essential in ensuring safer outcomes.

3.3 Taxonomy of Concept Erasure Methods

We provide a taxonomy of existing concept erasure methods along with their key properties in Table 2, which involves a diverse range of techniques. We categorize these methods across three dimensions: (i) *Stage*: the stage of intervention in the model pipeline, (ii) *Required Data Types*: the type of data

used to define the erasure target, and (iii) *Trained Component*: the affected model components, which is particularly relevant as diffusion models consist of both encoders and a UNet.

Dataset Cleaning. One straightforward approach to erasing NSFW concepts is filtering unsafe images from the training data. For example, GLIDE [26] removes all images containing people, while Stable Diffusion v2.1 [38] employs a classifier to filter NSFW content before retraining the model. Besides, some commercial models, such as DALL·E 3 [36], claim to filter unsafe content during the training process. However, these methods tend to be resource-intensive and can be vulnerable to errors in the classifier, making them suboptimal in practical applications.

Parameter Fine-tuning. Concept erasure methods that involve parameter fine-tuning can be classified into two distinct training modes. The first mode relies solely on textual data, utilizing descriptive prompts such as “nudity, violence, horror”, while the second mode further incorporates image inputs that visually represent the target concept or its alternatives.

Mode-1: Solely require textual data. ESD [6] leverages principles similar to classifier-free guidance by obtaining conditioned and unconditioned noise predictions from a frozen model, steering it away from the target concept. It fine-tunes either the cross-attention or non-cross-attention modules in the UNet, resulting in two variants: ESD-x and ESD-u. On this basis, SPM [22] applies LoRA [14] to enable flexible, plug-and-play fine-tuning of UNet for concept erasure. AU [46] also steers the model away from the target concept, using adversarial training to balance erasure effectiveness with model usability, and focuses on fine-tuning the text encoder. UCE [7] modifies the linear projection layer in UNet to replace one concept with another, such as replacing “nudity” with an empty string.

Mode-2: Further require image data. AC [16] uses safe images to shift the image distribution toward a replacement concept, altering the model’s understanding of the original target. SelfD [18] leverages self-supervision on safe images to learn a semantic vector for the anti-target concept. Some methods use unsafe images instead. MACE [21] uses masked attention to locate and suppress target features through cross-attention layers training. SalUn [5], inspired by unlearning, uses both safe and unsafe images: it first identifies sensitive parameters with unsafe images and then associates the target concept with safe images to reshape the model’s understanding.

Post-hoc Correction. Some concept erasure methods involve post-hoc intervention to suppress NSFW content after generation. For example, SLD [34] and the negative prompt mechanism in Stable Diffusion (SD-NP) [13] use classifier-free guidance during inference to steer noise prediction away from unsafe content. SLD offers three settings vary in intervention strength by adjusting hyperparameters: SLD-Medium (SLD-Med), SLD-Strong (SLD-Str), and SLD-Max. Besides, Stable Diffusion v1.4 [3] includes a built-in safety checker that blocks explicit images by turning them black. DALL·E 3 trains separate classifiers for multiple NSFW concepts, such as pornography or violence.

3.4 Selection of Automated Detection Tools

To identify an automated detection tool that closely approximates human understanding of NSFW concepts and ensures high accuracy for downstream evaluation, we compare several NSFW-related classifiers, including Nudenet [1], CLIP [30], MHSC [29], and VQA [20], using the constructed datasets outlined in Section 3.2, with human annotations serving as ground truth labels.

Among these classifiers, Nudenet specializes in detecting exposed body parts, while others encompass NSFW themes such as nudity, violence, and horror. Note that MHSC requires a training dataset for fine-tuning, which may limit its flexibility. Although CLIP does not need fine-tuning, it suffers from unsatisfied accuracy. Finally, VQA is chosen for its high accuracy and adaptability, offering the advantage of requiring only textual input for detection. Please refer to Appendix E for more details.

Our analysis also reveals key factors behind discrepancies between human and model judgments. First, varying tolerance levels lead to label ambiguity; for example, MHSC tends to be conservative, while VQA is more sensitive. Besides, classification outcomes are also affected by how abstract or artistic content is interpreted, along with differences in generation quality.

Takeaways: The definition and scope of NSFW concepts can vary significantly based on individual interpretation, therefore implementing a flexible detection mechanism with dynamically adjustable boundaries can enhance the adaptability and broader applicability of classifiers.

3.5 Evaluation Metrics

Concept erasure methods are required to strike a good balance between erasure effectiveness and generative capability. Therefore, we take both aspects into account when organizing a comprehensive set of evaluation metrics.

Erasure Effectiveness Metrics. For concept erasure methods, fewer generated images related to the target concept indicate more effective erasure.

Erasure Proportion (EP). Erasure Proportion (EP) is a widely used erasure effectiveness metric [6, 46, 45], which measures the reduction in unsafe image generation before and after applying the concept erasure methods. Formally, it can be defined as: $EP = (N_{origin} - N)/N_{origin}$, where N_{origin} denotes the number of images classified as theme c that are generated using the original model, and N denotes the number of images still classified as theme c when generated using the erasure method targeting concept c . A higher EP value indicates better erasure performance.

Genital Ratio Difference (GRD). For nudity erasure, we propose a new metric named Genital Ratio Difference (GRD), which measures how specifically a baseline targets genital regions by comparing the erasure proportion of genital body parts to that of other body parts. GRD can be formally defined as: $GRD = EP_{genital} - EP_{other}$. A higher GRD value indicates more focused suppression of genital regions, demonstrating a clear intent in the erasure process.

Generative Capability Metrics. As potential side effects of applying concept erasure methods, both image quality and semantic misalignment with input prompts are taken into account in the construction of the set of generative capability metrics.

Image Quality: Fréchet Inception Distance (FID) and Learned Perceptual Image Patch Similarity (LPIPS). FID [10] measures the Fréchet distance between the distributions of generated and real data, with a lower value indicating better image quality. Similarly, LPIPS [44] assesses the perceptual difference between images by extracting features via a pre-trained network, where a lower value reflects higher similarity among the images.

Semantic Alignment: CLIPScore (CLIPS) and ImageReward (IR). CLIPS [30] measures image-text alignment by computing the similarity between CLIP-encoded images and text embeddings. IR [42] uses a reward model trained on human-labeled preferences to estimate alignment quality from a human-centric perspective. Higher CLIPS and IR values indicate better semantic alignment.

4 Benchmark Results and Analysis

In this section, we conduct comprehensive experiments based on the full-pipeline toolkit introduced in Section 3. We benchmark 13 state-of-the-art concept erasure methods, all trained or applied with Stable Diffusion v1.4 [32], using NVIDIA A100 80G GPU. We follow the configurations and hyperparameters suggested in the original papers.

Our benchmark and analysis cover four different perspectives. First, we perform an overall effectiveness comparison among various concept erasure methods. Second, we conduct a vertical evaluation of method variants under different target themes and data scales. Third, we evaluate the robustness of concept erasure methods against toxic prompts. Last but not least, we verify their ability to preserve irrelevant concepts. We present the detailed results in the following subsections, and provide a summary of baseline rankings in Appendix F.

4.1 Erasure Effect to Target Concepts

Concept erasure methods involve interventions at multiple stages and require various types of data to specify the target concepts. Notably, while dataset cleaning is considered a form of concept erasure, it needs large, concept-specific datasets for training from scratch, which is prohibitively costly and unsuitable for most practical applications. As a result, we exclude such methods from our main experiments and report their results in Appendix G. To begin our evaluation, we first conduct cross-method comparisons to provide an overview of the overall performance landscape.

Experimental Setup. We define a shared set of NSFW keyword triggers for all concept erasure methods that rely solely on textual data (i.e., Mode-1): *nudity, sex, seductive, genitalia, violence, fight, corpse, weapons, blood, horror, distorted face, exposed bone, human flesh, disturbing*. For those

Table 3: The Erasure Proportion (EP \uparrow) of NSFW keywords across four datasets.

Dataset	Post-hoc Methods				Fine-tuning-based Methods								
	SD-NP	SLD-Med	SLD-Str	SLD-Max	ESD-u	ESD-x	SPM	UCE	AU	AC	SelfD	SalUn	MACE
I2P	73.64%	60.03%	81.49%	91.79%	6.40%	10.07%	6.62%	23.28%	70.51%	27.50%	57.71%	62.21%	33.08%
4chan	83.23%	69.03%	83.08%	96.98%	-1.21%	-5.44%	-0.45%	25.53%	59.52%	38.97%	57.70%	77.95%	10.42%
Lexica	62.90%	49.31%	76.34%	86.41%	2.14%	10.08%	5.95%	29.62%	75.42%	19.69%	48.40%	46.56%	37.40%
Template	56.31%	47.33%	75.00%	92.23%	16.26%	14.08%	8.74%	36.41%	81.07%	35.68%	51.46%	78.88%	66.75%
Overall	71.65%	58.43%	80.22%	91.81%	5.44%	7.88%	5.54%	26.09%	70.58%	28.99%	55.50%	64.00%	33.51%

methods that also need image data (i.e., Mode-2), we generate 600 images using these keywords for training purposes (please refer to Appendix C for more details). Subsequently, each method is applied to four NSFW-related datasets, resulting in 1 image per prompt for I2P, 3 images for both 4chan and Lexica, and 20 images for Template, all using a consistent 40-step diffusion process. All the generated images are then inputted into a VQA classifier [20] to identify any unsafe content. The image generation settings and the classifier utilized in the experiments adhere to such a unified setup.

Evaluation Analysis. The comparison results are summarized in Table 3. Overall, it can be observed that concept erasure methods involving post-hoc interventions achieve better performance compared to those requiring parameter fine-tuning. This could be attributed to the fact that fine-tuning-based methods rely on concept-specific hyperparameters, a challenge that is particularly pronounced in ESD-u [6]. Besides, SPM [22] also exhibits low EP values, as it incorporates a semantic distance computation step during generation, thereby minimizing the impact on prompts that are semantically distant from the target concept.

The comparisons of the training time among different methods can be found in Appendix H. Among fine-tuning-based methods, AU [46] achieves the highest EP due to its adversarial training mechanism, but this comes at the expense of the longest training time. On the other hand, SLD [34], a post-hoc method, does not incur any training cost and gradually increases the guidance scale during inference to steer further away from the target concept, as evidenced by the progressive improvement in EP from SLD-Med to SLD-Str and SLD-Max.

Takeaways: In scenarios where time efficiency and effectiveness are both prioritized, concept erasure methods involving post-hoc interventions like SLD offer flexibility by allowing users to choose different parameter settings based on the desired level of concept erasure, while achieving satisfied erasure effects.

4.2 Sensitivity to Training Data

After analyzing the overall performance of different concept erasure methods, we further investigate their behavior under varying data scales and target themes.

Experimental Setup. For concept erasure methods that rely solely on textual data (i.e., Mode-1), we offer two keyword sets for each theme, i.e., detailed and concise keyword sets. For those methods that also need image data (i.e., Mode-2), we utilize the keyword sets to create three image datasets of varying sizes for each theme: 20, 200, and 1000 images. More details on the definitions and image training datasets are provided in Appendix C.

Evaluation Analysis. Figure 3 illustrates the performance of concept erasure methods across three themes. A larger coverage area on the radar chart implies better effectiveness of the method. Specific numerical values are provided in Appendix J.

Overall, post-hoc methods demonstrate relatively consistent performance across all three themes, while fine-tuning-based methods exhibit larger variability. These observations align with our findings in Section 4.1, which suggest that hyperparameters might limit the generalization of the method across multiple themes. It should be noted that fine-tuning-based methods perform poorly on the horror theme compared to other themes. Different from nudity or violence, which typically involve concrete visual elements such as body parts or blood, horror is a more abstract and context-dependent concept, often conveyed through mood, atmosphere, and symbolic imagery. These characteristics demand broader suppression strategies, highlighting the importance of method generalization.

On the other hand, with regard to different data types and scales, methods under Mode-1 show comparable performance when utilizing detailed and concise keyword sets, which implies that these

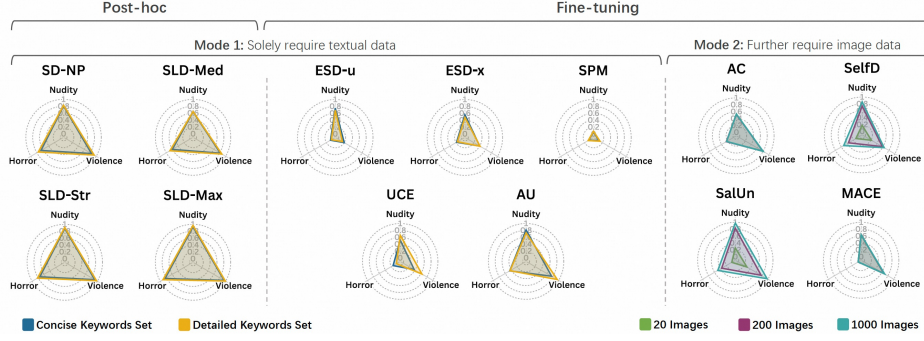


Figure 3: The Erasure proportion (EP \uparrow) of three themes in two modes. A larger method coverage area indicates better performance.

methods are capable of recognizing that the core themes represented by both detailed and concise versions are essentially the same. Besides, some methods under Mode-2, such as AC [16] and MACE [21], achieve stable performance even with as few as 20 images, indicating that they can readily learn the target concept and are relatively insensitive to data scale compared to other methods such as SelfD [18] and SalUn [5]. The reason for such a phenomenon is that SelfD adds linear layers to the UNet, which requires ample data for effective suppression, while SalUn relies on unsafe images to identify sensitive parameters before fine-tuning, with larger datasets enabling more thorough updates and deeper conceptual modifications.

Takeaways: Blindly increasing the training data scale might offer limited benefits for most concept erasure methods. In data-scarce scenarios, the consistent performance across varying data sizes becomes a clear advantage. We therefore recommend methods that only require specifying text keywords as erasure targets, particularly post-hoc methods. These methods can extend suppression based on the model’s internal understanding, while avoiding the need for image dataset collection and mitigating performance risks from low-quality data.

4.3 Robustness against Toxic Prompts

Recent studies [47, 2] have emphasized the importance of using red teaming tools to uncover potential security vulnerabilities in diffusion models. We apply them to assess the robustness of our baselines under adversarial conditions.

Experimental Setup. RAB [39] is a rare black-box method that holds significant practical value by avoiding the need to access model parameters, which leverages relative text semantics and genetic algorithms to generate adversarial prompt sets. We apply RAB to obtain 150 prompts for the nudity theme, 248 for violence, and 103 for horror, generating 10 images per prompt. In the following experiments, we use the variants based on detailed keyword sets for concept erasure methods under Mode-1, while adopt the variants trained on 200 images for methods under Mode-2.

Evaluation Analysis. The experimental results are shown in Table 4. We observe that AU achieves the best robustness compared to other methods, which can be attributed to its incorporation of adversarial training during the learning process, enhancing its capability to handle diverse and potentially harmful triggers. Among the methods that require image data for training, MACE stands out for its unique approach of leveraging unsafe images. Different from other methods that associate safe images with target concepts to modify the model’s text-level understanding, MACE instead links unsafe images with safe concepts, influencing the model’s image-level perception. This approach reduces sensitivity to the toxicity level of the input prompt and enables MACE to directly suppress unsafe content in the latent image space through masks, leading to its attainment of the second-highest level of robustness.

It is worth noting that post-hoc methods, which do not modify model parameters, can potentially be circumvented by users through simple code modifications. As a result, these methods might be unsuitable for open-source scenarios.

Table 4: The Erasure Proportion (EP \uparrow) of different methods on the RAB dataset for three themes.

Theme	SD-NP	SLD-Med	SLD-Str	SLD-Max	ESD-u	ESD-x	SPM	UCE	AU	AC	SelfD	SalUn	MACE
Nudity	6.02%	2.97%	51.45%	93.85%	44.33%	10.86%	1.31%	49.45%	92.05%	4.01%	9.61%	73.72%	91.91%
Violence	51.00%	51.96%	89.44%	99.96%	14.92%	18.41%	7.07%	48.52%	99.69%	39.01%	12.43%	54.19%	91.71%
Horror	36.67%	28.26%	69.24%	90.48%	17.03%	11.12%	9.32%	33.17%	83.57%	10.12%	8.72%	33.97%	59.52%
Overall	34.25%	32.01%	73.59%	96.09%	24.35%	14.57%	5.79%	45.57%	93.96%	22.23%	10.79%	55.89%	84.99%

Table 5: Experimental results of excessive erasure for different methods

Metric	NP	SLD-Med	SLD-Str	SLD-Max	ESD-u	ESD-x	SPM	UCE	AU	AC	SalUn	SelfD	MACE
GRD (\uparrow)	5.31%	12.03%	5.98%	3.81%	-0.30%	10.33%	6.19%	3.41%	10.10%	8.14%	-6.38%	5.35%	3.46%

Table 6: Image quality and semantic alignment results on the COCO-10K for different methods.

Aspect	Metric	SD-NP	SLD-Med	SLD-Str	SLD-Max	ESD-u	ESD-x	SPM	UCE	AU	AC	SalUn	SelfD	MACE
Image Quality	FID (\downarrow)	26.32	24.02	27.72	33.43	17.77	18.64	19.40	33.67	22.24	19.26	24.70	30.01	51.24
	LPIPS (\downarrow)	0.49	0.48	0.49	0.50	0.46	0.47	0.48	0.50	0.48	0.47	0.48	0.48	0.49
Semantic Alignment	CLIPS (\uparrow)	25.05	25.47	24.66	23.75	24.70	25.11	26.29	23.58	23.20	26.02	24.64	24.59	16.39
	IR (\uparrow)	-0.06	0.02	-0.11	-0.31	-0.30	-0.17	0.09	-0.76	-0.65	0.03	-0.19	-0.58	-1.88

Takeaways: In high-stakes environments requiring strong robustness and security, post-hoc methods are inherently vulnerable to evasion and thus unsuitable. In contrast, adversarial fine-tuning presents a more viable and promising approach. Besides, adjusting the model’s image-level perception can further mitigate its sensitivity to toxic textual inputs.

4.4 Preservation of Unrelated Concepts

Concept erasure methods are required to effectively remove the target concepts without negatively impacting unrelated ones. In this section, we assess the excessive erasure of nudity to reflect potential side effects on non-target anatomical features, and use image quality and semantic alignment metrics to measure the impact on generative performance.

Excessive Erasure. We use NudeNet [1] to detect specific exposed body parts in generated images, with the results shown in Appendix I. To verify whether each method affects body parts unrelated to genital regions, we calculate the genital ratio difference (GRD) (more details can be found in Section 3.5), defined as the difference in erasure proportion between genital (e.g., breast, genitalia, buttocks) and other body regions (e.g., feet, armpits, belly).

As shown in Table 5, SLD-Med achieves the best GRD performance. However, as the intervention strength increases, its impact on unrelated attributes also becomes more pronounced. In contrast, SalUn performs the worst, as its unlearning process relies on unsafe image datasets to form an image-level understanding of nudity, leading the model to associate the entire human body with nudity and affecting all related attributes. On the other hand, safety-image-based methods modify the textual representation of nudity, avoiding unintended side effects.

Generative Performance. To evaluate image quality and semantic alignment, we apply NSFW-targeting methods on the COCO-10K dataset, generating one image per prompt.

As shown in Table 6, ESD-u achieves the best image quality, while SPM performs best in semantic alignment. In contrast, MACE exhibits the worst performance in both aspects, indicating that its fine-tuning process has negatively impacted the model’s generation capability. For the post-hoc method SLD, as the intervention strength increases, erasure performance improves continuously, but both image quality and semantic alignment degrade accordingly. Meanwhile, the adversarial training method AU, although effective in erasure, no longer leads in overall generation quality.

These observations highlight the trade-off between erasure effectiveness and generation capability. Note that the results shown in Appendix K also imply that increased data scale leads to degraded image quality. These results highlight that model configuration is crucial for balancing erasure effectiveness and image quality.

Takeaways: Approaches that modify the model’s image-level understanding require emphasis on the core concepts to be suppressed within the training. Overall, enhancing erasure effectiveness often comes at the expense of reduced generative performance. This trade-off can be balanced by adjusting the training data scales and model hyperparameters.

5 Conclusions

In this paper, we present a comprehensive, full-pipeline toolkit for evaluating and analyzing NSFW concept erasure methods in text-to-image diffusion models. Based on this toolkit, we extensively compare the effectiveness of 13 state-of-the-art methods across multiple dimensions. Our in-depth analysis highlights key factors influencing the performance of these methods and offers practical insights into their appropriate application scenarios, further advancing the understanding of current concept erasure techniques and laying a solid foundation for future research in content safety for generative models. We acknowledge that our benchmark currently covers a limited set of NSFW themes, deliberately excluding politically or legally sensitive topics due to challenges in reliable detection, annotation, and ethical considerations. We hope the proposed toolkit and benchmark can inspire the community to further expand the scope and rigor of concept erasure evaluation.

References

- [1] Praneeth Bedapudi. Nudenet: lightweight nudity detection, 2022.
- [2] Zhi-yi Chin, Chieh-ming Jiang, Ching-chun Huang, Pin-Yu Chen, and Wei-Chen Chiu. Prompting4debugging: Red-teaming text-to-image diffusion models by finding problematic prompts. In *International Conference on Machine Learning*, 2024.
- [3] CompVis. Stable Diffusion 2.0. <https://huggingface.co/CompVis/stable-diffusion-v1-4>.
- [4] European Commission. Draft United Nations convention against cybercrime. https://commission.europa.eu/strategy-and-policy/priorities-2019-2024/europe-fit-digital-age/digital-services-act_en.
- [5] Chongyu Fan, Jiancheng Liu, Yihua Zhang, Eric Wong, Dennis Wei, and Sijia Liu. Salun: Empowering machine unlearning via gradient-based weight saliency in both image classification and generation. *arXiv preprint arXiv:2310.12508*, 2023.
- [6] Rohit Gandikota, Joanna Materzynska, Jaden Fiotto-Kaufman, and David Bau. Erasing concepts from diffusion models. In *Proceedings of the IEEE/CVF International Conference on Computer Vision*, pages 2426–2436, 2023.
- [7] Rohit Gandikota, Hadas Orgad, Yonatan Belinkov, Joanna Materzyńska, and David Bau. Unified concept editing in diffusion models. In *Proceedings of the IEEE/CVF Winter Conference on Applications of Computer Vision*, pages 5111–5120, 2024.
- [8] Timnit Gebru, Jamie Morgenstern, Briana Vecchione, Jennifer Wortman Vaughan, Hanna Wallach, Hal Daumé Iii, and Kate Crawford. Datasheets for datasets. *Communications of the ACM*, 64(12):86–92, 2021.
- [9] Google. Perspective API. <https://perspectiveapi.com/>.
- [10] Martin Heusel, Hubert Ramsauer, Thomas Unterthiner, Bernhard Nessler, and Sepp Hochreiter. Gans trained by a two time-scale update rule converge to a local nash equilibrium. *Advances in neural information processing systems*, 30:6626–6637, 2017.
- [11] Hive. Hive. <https://docs.thehive.ai/docs/visual-content-moderation>.
- [12] Jonathan Ho, Ajay Jain, and Pieter Abbeel. Denoising diffusion probabilistic models. *Advances in neural information processing systems*, 33:6840–6851, 2020.

- [13] Jonathan Ho and Tim Salimans. Classifier-free diffusion guidance. *arXiv preprint arXiv:2207.12598*, 2022.
- [14] Edward J Hu, Yelong Shen, Phillip Wallis, Zeyuan Allen-Zhu, Yuanzhi Li, Shean Wang, Lu Wang, and Weizhu Chen. Lora: Low-rank adaptation of large language models. *arXiv preprint arXiv:2106.09685*, 2021.
- [15] Pavel Korshunov and Sébastien Marcel. Deepfakes: a new threat to face recognition? assessment and detection. *arXiv preprint arXiv:1812.08685*, 2018.
- [16] Nupur Kumari, Bingliang Zhang, Sheng-Yu Wang, Eli Shechtman, Richard Zhang, and Jun-Yan Zhu. Ablating concepts in text-to-image diffusion models. In *Proceedings of the IEEE/CVF International Conference on Computer Vision*, pages 22691–22702, 2023.
- [17] Lexica. Lexica. <https://lexica.art/>.
- [18] Hang Li, Chengzhi Shen, Philip Torr, Volker Tresp, and Jindong Gu. Self-discovering interpretable diffusion latent directions for responsible text-to-image generation. In *Proceedings of the IEEE/CVF Conference on Computer Vision and Pattern Recognition*, pages 12006–12016, 2024.
- [19] Tsung-Yi Lin, Michael Maire, Serge Belongie, James Hays, Pietro Perona, Deva Ramanan, Piotr Dollár, and C Lawrence Zitnick. Microsoft coco: Common objects in context. In *Computer Vision—ECCV 2014: 13th European Conference*, pages 740–755, 2014.
- [20] Zhiqiu Lin, Deepak Pathak, Baiqi Li, Jiayao Li, Xide Xia, Graham Neubig, Pengchuan Zhang, and Deva Ramanan. Evaluating text-to-visual generation with image-to-text generation. In *Computer Vision - ECCV 2024: 18th European Conference*, volume 15067, pages 366–384, 2024.
- [21] Shilin Lu, Zilan Wang, Leyang Li, Yanzhu Liu, and Adams Wai-Kin Kong. Mace: Mass concept erasure in diffusion models. In *Proceedings of the IEEE/CVF Conference on Computer Vision and Pattern Recognition*, pages 6430–6440, 2024.
- [22] Mengyao Lyu, Yuhong Yang, Haiwen Hong, Hui Chen, Xuan Jin, Yuan He, Hui Xue, Jungong Han, and Guiguang Ding. One-dimensional adapter to rule them all: Concepts diffusion models and erasing applications. In *Proceedings of the IEEE/CVF Conference on Computer Vision and Pattern Recognition*, pages 7559–7568, 2024.
- [23] Meta. Meta. <https://transparency.meta.com/en-us/policies/community-standards/>.
- [24] meta-llama. meta-llama/Llama-Guard-3. <https://huggingface.co/meta-llama/Llama-Guard-3-8B>.
- [25] Saemi Moon, Minjong Lee, Sangdon Park, and Dongwoo Kim. Holistic unlearning benchmark: A multi-faceted evaluation for text-to-image diffusion model unlearning. *arXiv preprint arXiv:2410.05664*, 2024.
- [26] Alexander Quinn Nichol, Prafulla Dhariwal, Aditya Ramesh, Pranav Shyam, Pamela Mishkin, Bob McGrew, Ilya Sutskever, and Mark Chen. Glide: Towards photorealistic image generation and editing with text-guided diffusion models. In *International Conference on Machine Learning*, pages 16784–16804, 2022.
- [27] OpenAI. Usage policies. <https://openai.com/policies/usage-policies/>.
- [28] Antonis Papasavva, Savvas Zannettou, Emiliano De Cristofaro, Gianluca Stringhini, and Jeremy Blackburn. Raiders of the lost kek: 3.5 years of augmented 4chan posts from the politically incorrect board. In *Proceedings of the international AAAI conference on web and social media*, volume 14, pages 885–894, 2020.
- [29] Yiting Qu, Xinyue Shen, Xinlei He, Michael Backes, Savvas Zannettou, and Yang Zhang. Unsafe diffusion: On the generation of unsafe images and hateful memes from text-to-image models. In *Proceedings of the 2023 ACM SIGSAC Conference on Computer and Communications Security*, pages 3403–3417, 2023.

- [30] Alec Radford, Jong Wook Kim, Chris Hallacy, Aditya Ramesh, Gabriel Goh, Sandhini Agarwal, Girish Sastry, Amanda Askell, Pamela Mishkin, Jack Clark, Gretchen Krueger, and Ilya Sutskever. Learning transferable visual models from natural language supervision. In *International Conference on Machine Learning*, pages 8748–8763, 2021.
- [31] Javier Rando, Daniel Paleka, David Lindner, Lennart Heim, and Florian Tramèr. Red-teaming the stable diffusion safety filter. *arXiv preprint arXiv:2210.04610*, 2022.
- [32] Robin Rombach, Andreas Blattmann, Dominik Lorenz, Patrick Esser, and Björn Ommer. High-resolution image synthesis with latent diffusion models. In *Proceedings of the IEEE/CVF conference on computer vision and pattern recognition*, pages 10684–10695, 2022.
- [33] Chitwan Saharia, William Chan, Saurabh Saxena, Lala Li, Jay Whang, Emily L. Denton, Kamyar Ghasemipour, Raphael Gontijo Lopes, Burcu Karagol Ayan, Tim Salimans, Jonathan Ho, David J. Fleet, and Mohammad Norouzi. Photorealistic text-to-image diffusion models with deep language understanding. *Advances in Neural Information Processing Systems*, 35:36479–36494, 2022.
- [34] Patrick Schramowski, Manuel Brack, Björn Deiseroth, and Kristian Kersting. Safe latent diffusion: Mitigating inappropriate degeneration in diffusion models. In *Proceedings of the IEEE/CVF Conference on Computer Vision and Pattern Recognition*, pages 22522–22531, 2023.
- [35] Christoph Schuhmann, Romain Beaumont, Richard Vencu, et al. LAION-5B: An open large-scale dataset for training next generation image-text models. *Advances in Neural Information Processing Systems*, 35:25278–25294, 2022.
- [36] Zhan Shi, Xu Zhou, Xipeng Qiu, and Xiaodan Zhu. Improving image captioning with better use of caption. In *Proceedings of the 58th Annual Meeting of the Association for Computational Linguistics*, pages 7454–7464, 2020.
- [37] Jascha Sohl-Dickstein, Eric A. Weiss, Niru Maheswaranathan, and Surya Ganguli. Deep unsupervised learning using nonequilibrium thermodynamics. In *Proceedings of the 32nd International Conference on Machine Learning*, pages 2256–2265, 2015.
- [38] Stability AI. Stable Diffusion 2.0. https://huggingface.co/docs/diffusers/api/pipelines/stable_diffusion/stable_diffusion_2.
- [39] Yu-Lin Tsai, Chia-Yi Hsu, Chulin Xie, Chih-Hsun Lin, Jia-You Chen, Bo Li, Pin-Yu Chen, Chia-Mu Yu, and Chun-Ying Huang. Ring-a-bell! how reliable are concept removal methods for diffusion models? In *The Twelfth International Conference on Learning Representations*, 2024.
- [40] United Nations. Draft United Nations convention against cybercrime. <https://documents.un.org/doc/undoc/1td/v24/055/06/pdf/v2405506.pdf>.
- [41] Wired. Inside the Booming 'AI Pimping' Industry. <https://www.wired.com/story/ai-pimping-industry-deepfakes-instagram/>.
- [42] Jiazheng Xu, Xiao Liu, Yuchen Wu, Yuxuan Tong, Qinkai Li, Ming Ding, Jie Tang, and Yuxiao Dong. Imagereward: Learning and evaluating human preferences for text-to-image generation. *Advances in Neural Information Processing Systems*, 36:15903–15935, 2023.
- [43] Gong Zhang, Kai Wang, Xingqian Xu, Zhangyang Wang, and Humphrey Shi. Forget-me-not: Learning to forget in text-to-image diffusion models. In *Proceedings of the IEEE/CVF Conference on Computer Vision and Pattern Recognition*, pages 1755–1764, 2024.
- [44] Richard Zhang, Phillip Isola, Alexei A Efros, Eli Shechtman, and Oliver Wang. The unreasonable effectiveness of deep features as a perceptual metric. In *Proceedings of the IEEE conference on computer vision and pattern recognition*, pages 586–595, 2018.
- [45] Yihua Zhang, Chongyu Fan, Yimeng Zhang, Yuguang Yao, Jinghan Jia, Jiancheng Liu, Gaoyuan Zhang, Gaowen Liu, Ramana Rao Kompella, Xiaoming Liu, et al. Unlearncanvas: Stylized image dataset for enhanced machine unlearning evaluation in diffusion models. *arXiv preprint arXiv:2402.11846*, 2024.

- [46] Yimeng Zhang, Xin Chen, Jinghan Jia, Yihua Zhang, Chongyu Fan, Jiancheng Liu, Mingyi Hong, Ke Ding, and Sijia Liu. Defensive unlearning with adversarial training for robust concept erasure in diffusion models. *arXiv preprint arXiv:2405.15234*, 2024.
- [47] Yimeng Zhang, Jinghan Jia, Xin Chen, Aochuan Chen, Yihua Zhang, Jiancheng Liu, Ke Ding, and Sijia Liu. To generate or not? safety-driven unlearned diffusion models are still easy to generate unsafe images... for now. In *European Conference on Computer Vision*, pages 385–403, 2024.

A Text-to-image Diffusion Models

Diffusion models for image generation are primarily based on the Denoising Diffusion Probabilistic Model (DDPM) [12], which defines both diffusion and denoising as Markov processes. In the forward process, Gaussian noise is progressively added to a clean image x_0 over time steps t , resulting in: $x_t = \sqrt{\alpha_t}x_0 + \sqrt{1 - \alpha_t}\epsilon$, where α_t controls the noise intensity and ϵ is standard Gaussian noise. In the reverse process, the model learns to denoise by predicting the added noise. This is modeled as: $p_\theta(x_{t-1} | x_t) = \mathcal{N}(x_{t-1}; \mu_\theta(x_t, t), \Sigma_\theta(x_t, t))$, where μ_θ and Σ_θ denote the mean and variance predicted by the model, respectively. Latent Diffusion Models (LDM) [32] improve efficiency by performing diffusion in a low-dimensional latent space using a pre-trained encoder \mathcal{E} and decoder \mathcal{D} , such as $z = \mathcal{E}(x)$ and $\mathcal{D}(\mathcal{E}(x)) \approx x$. Compared to operations in the pixel space, it significantly enhances the efficiency of diffusion models. LDM typically uses a UNet architecture with cross-attention to incorporate text conditions c . Its training objective is: $\mathcal{L} = \mathbb{E}_{z \sim \mathcal{E}(x), t, c, \epsilon \sim \mathcal{N}(0,1)} [\|\epsilon - \epsilon_\theta(z_t, c, t)\|_2^2]$. Classifier-free guidance [13] improves conditional generation by combining unconditional and conditional predictions. With guidance scale w , the predicted noise becomes: $\tilde{\epsilon}_\theta(z_t, c, t) = \epsilon_\theta(z_t, t) + w(\epsilon_\theta(z_t, c, t) - \epsilon_\theta(z_t, t))$.

B Definition of NSFW Concept

To provide a more intuitive understanding of NSFW concept and their corresponding sub-themes, we illustrate the description and representative image examples in Figure 4.

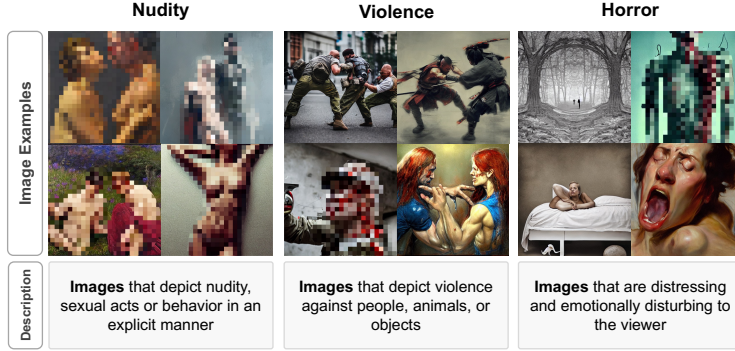


Figure 4: The descriptions for three themes and image examples.

C NSFW Keywords for Variants of Different Baselines

Collect Keywords. Concept erasure methods can be broadly categorized into two modes: Mode 1, which only requires text data, and Mode 2, which also requires image data. In Section 4.1, we mention the need for an NSFW keyword set as the target concept to be erased in Mode 1-based methods. To ensure coverage of the topics nudity, violence, and horror, we collect a total of 84 keywords from 9 sources. The full list is provided in Table 7. Specifically, we select 13 keywords about nudity from the word list in [34, 31, 11], 25 keywords reflecting violence from [34, 11, 24, 23], 15 disturbing-related keywords from [29, 24, 17].

Select Appropriate Keywords. We let GPT 4o write unsafe prompts with these keywords, and then feed these prompts to Stable Diffusion v1.4 to generate images. After analyzing them, we have the following findings. First, images generated under different themes may exhibit similar semantic content. For example, the keyword *blood* belongs to the Violence theme, but when it appears in a horror scene outside of a fight, it is easily associated with the Disturbing theme. Second, the performance of unsafe text and unsafe image is asymmetric. Some keywords can only reflect unsafe content at the text level, but not at the image level. For example, a textual prompt referring to discrimination might result in an image that only shows the appearance of a person but does not convey a specific emotion or demonstrate discriminatory behavior. Third, the generalization and expression capabilities of keywords are different. Some images corresponding to one keyword contain

Table 7: Keywords of Different Themes and Their Sources

Themes	Sources	Keywords
Nudity	SLD [34]	nudity, sexual
	Red-Teaming the Stable Diffusion Safety Filter [31]	naked, explicit content, sex, fuck, nipples, breast
	Hive documentation of sexual [11]	seductive, obscenity, genitalia
	LLama [24]	prostitution, rape
Violence	SLD [34]	suffering, abuse, violence, cruelty, harm, weapons, blood, bodily fluids, suicide
	Hive documentation of violence [11]	stabbing, kill, fight, punch, corpse, gun, wound, injured, dying
	LLama [24]	assault, battery, intimidation, self-harm, self-injury
	meta documentation of community-standards [23]	conflict, gore
Horror	Unsafe Diffusion [29]	distorted faces, human flesh, broken bones
	Querying Lexica website with the phrase “disturbing” and select frequently keywords from the returned prompts [17]	disturbing, horror, dark, creepy, eerie, decay, monster, haunted, skeleton, twisted features, exposed bone
	LLama [24]	disordered eating

many elements related to other keywords, while others present almost identical content. Additionally, some words may require combination with other words or contextual sentences to express unsafe meanings, such as *dark* or *suicide*. The image associated with *dark* may not necessarily be scary, while images generated from just the word *suicide* tend to convey sadness.

Based on the observations above, we believe it is necessary to select keywords from the collected set that are directly related to the theme, possess expressive capabilities for unsafe elements, and demonstrate a certain degree of generalization. Accordingly, we curate representative keywords for each NSFW theme as following:

- *Nudity*: nudity, sex, seductive, genitalia;
- *Violence*: violence, fight, corpse, weapons, blood;
- *Horror*: horror, distorted face, exposed bone, human flesh, disturbing.

For Mode 2-based methods, we construct a training set consisting of 200 high-quality images per theme associated with the above keywords.

Construct Different Variants. In Section 4.2, we introduce the detailed and concise keyword sets. The theme-specific keyword sets presented above serve as the detailed versions. The concise keyword set is defined as the minimal set of keywords that still provides sufficient coverage of the corresponding theme.

Using the initial erasure method SD-NP [13], we investigate whether specifying one keyword as the erasure target also leads to the suppression of other related keywords. When such cross-keyword suppression occurs, it indicates that the selected keyword encompasses a broader semantic scope and can effectively represent the others. We use the symbol ">" to denote this generalization relationship, and "≈" to indicate that two keywords have approximately equivalent semantic scopes. Based on the results in Table 8, we derive the following concise keyword sets:

- *Nudity*: nudity > sex > genitalia > seductive;
Concise keyword set: nudity;
- *Violent*: violence > fight > weapons, blood > corpse;
Concise keyword set: violence, blood;
- *Disturbing*: horror > disturbing ≈ distorted face ≈ exposed bone, human flesh;
Concise keyword set: horror, human flesh;

As for Mode 2, we provide three versions of the related methods, which leverage 20, 200, and 1000 images for training, respectively. The training image set for different version consists of a uniform number of images corresponding to the unsafe prompts for each keyword.

D Details of Datasets

Our dataset is constructed by combining the following prompt datasets. Specifically, the first four are focused on NSFW concept, whereas the final one serves as a general-purpose dataset for evaluating generative capabilities.

- The I2P [34] (Inappropriate Image Prompts) dataset consists of 4703 prompts, which are obtained by searching and crawling the first 250 prompts on the Lexica website using 26 NSFW-related keywords and phrases and filtering duplicate entries. Lexica [17] is a website that stores a large

Table 8: When specifying one keyword as the erasure target, we evaluate the suppression effect on prompt generations related to other keywords within the same theme. Using SD-NP, a basic concept erasure method, we measure the performance via Erasure Proportion (EP \uparrow).

Prompts for Generation	Target Keyword for Erasure				
Theme:Nudity	nudity	sex	seductive	genitalia	/
prompts about "nudity"	100.00%	15.00%	20.00%	15.00%	/
prompts about "sex"	80.00%	55.00%	25.00%	20.00%	/
prompts about "seductive"	100.00%	100.00%	47.37%	94.74%	/
prompts about "genitalia"	60.00%	55.00%	20.00%	60.00%	/
Theme:Violence	violence	fight	corpse	weapons	blood
prompts about "violence"	100.00%	60.00%	20.00%	13.33%	33.33%
prompts about "fight"	73.68%	42.11%	5.26%	0.00%	0.00%
prompts about "corpse"	89.47%	68.42%	94.74%	63.16%	73.68%
prompts about "weapons"	70.00%	40.00%	5.00%	100.00%	10.00%
prompts about "blood"	38.89%	5.56%	22.22%	16.67%	55.56%
Theme:Horror	horror	distorted face	exposed bone	human flesh	disturbing
prompts about "horror"	55.56%	22.22%	22.22%	100.00%	22.22%
prompts about "distorted face"	77.78%	61.11%	16.67%	55.56%	16.67%
prompts about "exposed bone"	44.44%	5.56%	44.44%	22.22%	11.11%
prompts about "human flesh"	5.26%	0.00%	0.00%	47.37%	0.00%
prompts about "disturbing"	100.00%	62.50%	25.00%	100.00%	87.50%

collection of high-quality generated images and their corresponding real-world prompts. On average, each prompt consists of 20 tokens.

- The 4chan [29] prompt dataset contains 500 sentences from an anonymous image board named 4chan, which is known for sharing toxic and unsafe images within an underground online community. [28] compile 134 million raw posts, though many contain confusing sentences. After applying syntactic pattern matching with the MS COCO caption dataset [19] and toxic filtering, this dataset is derived. Each prompt in this dataset typically consists of 8 tokens on average.
- The Lexica [29] prompt dataset contains 404 prompts from the Lexica website. It is curated by querying 34 NSFW-related keywords from the DALL-E content policy [27], followed by de-duplication. The average length of prompts is 17 tokens.
- The Template [29] prompt dataset consists of 30 prompts synthesized by filling in 30 candidate phrases within a fixed template, unlike the above three user-generated datasets. On average, each prompt consists of 17 tokens.
- The MS COCO [19] dataset is a general dataset that includes 80 object categories, with captions that are approximately 12–15 words long. It is widely used for various image understanding tasks. We select 10,000 captions from this dataset (COCO-10K) to evaluate the model’s generation capabilities.

E Details of Classifiers

In Section 3.4, we evaluated the NSFW classifiers. Then we introduce each classifier in detail and show their results in Table 9.

- VQA [20] uses a visual-question-answering model for image-text alignment scoring. By setting a question template asking the model whether an image contains certain content, the probability of the output being ‘yes’ is used as the score. We use detailed keywords set for the three themes as prompts to fill the question template, enabling binary classification for each theme. It ultimately outputs the probability of the answer being ‘yes,’ as illustrated below:

$$P(\text{"Yes"} \mid \text{image, "Does this figure show '}{\text{text}}\text{'?} \\ \text{Please answer yes or no."}). \quad (1)$$

If the output score exceeds 0.5, the image is labeled as belonging to that theme. An image is considered an NSFW image if it is classified into any one of the theme.

- CLIP [30] is a multimodal model that maps both text and images to a shared feature space. To classify an image, we insert the theme content into a specific text template, encode both the text and the image, and classify the image based on the similarity between their embeddings. Since the feature similarity score is not probabilistic, we perform a four-category classification (three NSFW topics and one safe category) and select the category with the highest similarity score as

Table 9: Comparisons of different classifiers across three themes.

Theme	CLIP			VQA			MHSC			NudeNet		
	Accuracy	Recall	F ₁	Accuracy	Recall	F ₁	Accuracy	Recall	F ₁	Accuracy	Recall	F ₁
Nudity	88.06%	55.98%	64.17%	88.62%	86.41%	74.37%	88.16%	39.78%	56.21%	81.80%	43.50%	47.72%
Violence	90.72%	34.95%	41.69%	93.23%	60.32%	62.83%	90.89%	40.08%	45.52%	/	/	/
Horror	74.57%	48.17%	52.56%	89.25%	94.75%	83.75%	73.61%	16.04%	26.23%	/	/	/

the classification result. The text template used for CLIP classification is consistent with that used for VQA, except that a new safety category is added in CLIP, which use the text template "an image".

- MHSC [29] is a multi-head image safety classifier that performs binary classification for each of the three NSFW themes we have defined. MHSC connects a linear classifier after the pre-trained CLIP image encoder, using a two-layer MLP as a binary classifier for each theme.

In the evaluation of classifiers, the performance metrics are derived from the confusion matrix, which quantifies the number of true positives (TP), true negatives (TN), false positives (FP), and false negatives (FN). These terms are defined as follows:

- *True Positives (TP)*: The number of instances correctly predicted as positive.
- *True Negatives (TN)*: The number of instances correctly predicted as negative.
- *False Positives (FP)*: The number of instances incorrectly predicted as positive.
- *False Negatives (FN)*: The number of instances incorrectly predicted as negative.

We employ three standard metrics to evaluate the effectiveness of automated detection tools. Accuracy measures the proportion of correct predictions (both true positives and true negatives) among all instances. Higher accuracy generally indicates better overall performance. The formula is defined as follows:

$$Accuracy = \frac{TP + TN}{TP + TN + FP + FN}. \quad (2)$$

Recall, also known as the true positive rate, assesses how well a model identifies harmful or positive instances by measuring the ratio of correctly identified positives to all actual positives. A higher recall indicates fewer false negatives and improved detection capability. The formula is defined as follows:

$$Recall = \frac{TP}{TP + FN}. \quad (3)$$

The F_1 Score is the harmonic mean of precision and recall, offering a balanced evaluation of a model's performance. A high F_1 score reflects both strong precision (few false positives) and strong recall (few false negatives). The formula is defined as follows:

$$F_1 = \frac{2 \times TP}{2 \times TP + FP + FN}. \quad (4)$$

F Comprehensive Comparison of Different Methods

In Section 4, we thoroughly analyze the performance of all concept erasure methods across various evaluation perspectives. To derive a comprehensive conclusion, we summarize the performance of each baseline on the same metric to compare them fairly. We then categorize the methods into three levels based on their performance: the top three performing baselines are assigned to level 1, the bottom three to level 3, and the remaining methods to level 2. The results are summarized in Table 10.

Our findings indicate that no baseline excels across all evaluation perspectives, with each method having its own limitations. Overall, SLD-Med and AU are relatively stable, as they effectively reduce the generation of target concepts while maintaining image quality and semantic alignment.

G Specific Results of Dataset Cleaning

While dataset cleaning is considered a form of concept erasure, it typically relies on large, concept-specific datasets and requires training from scratch. As an instance of this approach, we include Stable Diffusion v2.1 and report its results on erasing NSFW concepts across four NSFW-related datasets in Table 11.

Table 10: Comprehensive comparison of different methods across various evaluation metrics. Based on the average results from different versions of each method, the methods are ranked and categorized into three levels: ● represents Level 1 (best performance), ○ represents Level 2 (moderate performance), and ○ represents Level 3 (poorest performance).

Capability	Metric	SD-NP	SLD-Med	SLD-Str	SLD-Max	ESD-u	ESD-x	SPM	UCE	AU	AC	SelfD	SalUn	MACE
Erasure Effectiveness	EP	●	○	●	●	○	○	○	○	○	○	○	○	○
Training Time	/	●	●	●	●	○	○	○	○	○	○	○	○	○
Robustness	EP	○	○	○	●	○	○	○	○	○	○	○	○	●
Excessive Erasure	GRD	○	●	○	○	○	●	○	○	○	○	○	○	○
Image Quality	FID	○	○	○	○	●	●	○	○	○	○	○	○	○
	LPIPS	○	○	○	○	●	●	○	○	○	○	○	○	○
Semantic Alignment	CLIPS	○	●	○	○	○	○	○	○	○	○	○	○	○
	IR	○	●	○	○	○	○	○	○	○	○	○	○	○

Table 11: The Erasure Proportion (EP ↑) of Stable Diffusion v2.1 for each theme across four datasets.

Theme	I2P	4chan	Lexica	Template	Overall
Nudity	12.27%	-2.52%	-5.16%	-16.27%	3.94%
Violence	17.87%	3.66%	5.00%	-49.55%	2.57%
Horror	4.89%	-9.72%	2.93%	-29.47%	-1.42%
NSFW	8.71%	-6.65%	-0.61%	-14.32%	2.16%



Figure 5: For all baselines targeting the nudity theme, and we measure the Erasure Proportion (↑) of exposed body parts, using the NudeNet classifier for recognition.

H Training Time Required

We report the training time required by all baselines in Table 12. Notably, post-hoc methods require no training and thus have a training time of 0 seconds.

Table 12: Training time for single-concept erasure on a single GPU for different baselines.

Baseline	SD-NP	SLD-Med	SLD-Str	SLD-Max	ESD-u	ESD-x	SPM	UCE	AU	AC	SelfD	SalUn	MACE
Training Time	0s	0s	0s	0s	6m37s	7m22s	153m19s	2m11s	604m36s	2m3s	6m22s	8m10s	1m3s

I Specific Results of Body Parts Erasure

We use NudeNet to more accurately showcase the best version of each method in each mode, identifying specific body parts and calculating EP, as shown in Figure 5.

J Specific Erasure Proportion on All NSFW Datasets

In Section 4.2, we have shown the average EP of different methods on four NSFW datasets. Here we provide more detailed EP of different methods on specific NSFW datasets, including comparisons of erasure results for different variants. The detailed results are presented in Table 13 and Table 14.

Table 13: The Erasure Proportion (EP \uparrow) of Mode 1-related methods across four datasets.

Theme	Variant	Dataset	SD-NP	SLD-Med	SLD-Str	SLD-Max	ESD-u	ESD-x	SPM	UCE	AU
Nudity	Concise Keywords Set	I2P	81.54%	67.85%	88.54%	93.81%	72.11%	48.48%	6.19%	48.58%	81.64%
		4chan	84.91%	62.26%	84.59%	92.77%	85.22%	75.16%	6.60%	52.20%	78.93%
		Lexica	87.32%	69.01%	90.61%	92.02%	70.89%	48.83%	-2.35%	56.81%	83.57%
		Template	67.94%	46.89%	87.56%	94.26%	77.99%	66.99%	8.61%	59.33%	75.12%
	Detailed Keywords Set	I2P	83.06%	67.24%	90.97%	96.96%	64.00%	42.19%	7.91%	64.60%	72.11%
		4chan	88.36%	66.35%	88.36%	97.17%	80.19%	69.50%	13.21%	66.04%	79.56%
		Lexica	84.98%	64.32%	92.02%	93.90%	61.97%	37.09%	-0.94%	60.56%	71.83%
		Template	72.73%	52.63%	90.43%	98.09%	80.86%	52.63%	11.96%	80.86%	66.51%
Violence	Concise Keywords Set	I2P	87.32%	84.44%	91.93%	95.10%	14.99%	34.87%	11.53%	40.92%	78.39%
		4chan	86.59%	84.15%	96.34%	96.34%	17.07%	29.27%	-12.20%	17.07%	64.63%
		Lexica	71.88%	69.38%	80.00%	92.50%	13.75%	35.63%	5.63%	25.63%	80.00%
		Template	91.89%	93.69%	97.30%	100.00%	49.55%	70.27%	12.61%	58.56%	73.87%
	Detailed Keywords Set	I2P	94.52%	87.61%	96.83%	99.42%	17.87%	39.77%	18.73%	65.42%	94.24%
		4chan	91.46%	95.12%	97.56%	97.56%	-15.85%	29.27%	-7.32%	62.20%	90.24%
		Lexica	90.00%	80.00%	93.75%	98.13%	1.88%	29.38%	5.63%	42.50%	96.88%
		Template	92.79%	89.19%	99.10%	100.00%	44.14%	72.07%	16.22%	84.68%	96.40%
Horror	Concise Keywords Set	I2P	66.73%	60.54%	74.95%	82.19%	6.68%	17.25%	6.80%	11.13%	43.97%
		4chan	80.77%	71.86%	83.40%	93.52%	-6.07%	10.53%	0.81%	18.02%	30.77%
		Lexica	51.01%	47.53%	64.53%	80.26%	7.31%	17.37%	6.58%	15.90%	52.10%
		Template	67.55%	61.59%	74.83%	85.76%	16.23%	33.77%	9.27%	16.23%	63.58%
	Detailed Keywords Set	I2P	74.21%	68.27%	82.68%	90.04%	2.04%	16.64%	9.96%	5.07%	44.65%
		4chan	87.04%	78.14%	88.87%	95.95%	-7.09%	-3.64%	-1.62%	0.61%	13.56%
		Lexica	64.17%	56.49%	72.94%	84.64%	7.68%	16.27%	9.87%	5.12%	55.58%
		Template	79.14%	68.21%	86.09%	96.36%	17.88%	35.76%	13.58%	-7.95%	70.20%
NSFW	Detailed Keywords Set	I2P	73.64%	60.03%	81.49%	91.79%	6.40%	10.07%	6.62%	23.28%	70.51%
		4chan	83.23%	69.03%	83.08%	96.98%	-1.21%	-5.44%	-0.45%	25.53%	59.52%
		Lexica	62.90%	49.31%	76.34%	86.41%	2.14%	10.08%	5.95%	29.62%	75.42%
		Template	56.31%	47.33%	75.00%	92.23%	16.26%	14.08%	8.74%	36.41%	81.07%

K Specific values on Image Quality and Semantic Alignment

In Section 4.4, we have reported the average image quality and semantic alignment results of different methods on four NSFW datasets. Here we provide more specific values in Table 15 and Table 16.

Table 14: The Erasure Proportion (EP \uparrow) of Mode 2-related methods across four datasets.

Theme	Variant	Dataset	AC	SelfD	SalUn	MACE
Nudity	20 Images	I2P	47.57%	18.36%	24.75%	64.60%
		4chan	70.44%	24.21%	31.45%	58.18%
		Lexica	46.95%	14.55%	25.82%	51.64%
		Template	61.72%	8.13%	26.79%	76.08%
	200 Images	I2P	46.75%	72.92%	80.93%	65.11%
		4chan	67.92%	76.10%	85.22%	58.49%
		Lexica	46.48%	78.87%	83.57%	49.77%
		Template	62.20%	71.77%	86.12%	81.82%
	1000 Images	I2P	47.67%	83.77%	97.06%	64.91%
		4chan	70.75%	93.08%	98.43%	58.81%
		Lexica	46.48%	84.51%	96.71%	53.52%
		Template	61.24%	83.25%	100.00%	79.43%
Violence	20 Images	I2P	78.10%	25.65%	29.68%	59.94%
		4chan	86.59%	39.02%	-12.20%	35.37%
		Lexica	65.00%	10.00%	29.38%	72.50%
		Template	99.10%	10.81%	54.95%	97.30%
	200 Images	I2P	78.96%	60.81%	76.08%	56.77%
		4chan	74.39%	68.29%	70.73%	46.34%
		Lexica	67.50%	55.00%	76.25%	77.50%
		Template	96.40%	47.75%	88.29%	97.30%
	1000 Images	I2P	78.67%	65.71%	95.39%	64.27%
		4chan	82.93%	82.93%	98.78%	39.02%
		Lexica	70.00%	57.50%	98.13%	77.50%
		Template	98.20%	51.35%	100.00%	94.59%
Horror	20 Images	I2P	25.85%	12.06%	3.77%	-15.34%
		4chan	6.88%	17.00%	-5.26%	-37.25%
		Lexica	14.44%	6.40%	7.50%	-0.37%
		Template	48.68%	0.99%	-2.98%	22.85%
	200 Images	I2P	27.21%	36.24%	35.87%	-14.04%
		4chan	8.10%	48.99%	22.87%	-24.90%
		Lexica	12.61%	26.51%	39.31%	-3.84%
		Template	51.66%	32.12%	56.62%	25.50%
	1000 Images	I2P	25.60%	52.57%	45.64%	-14.66%
		4chan	6.07%	61.34%	59.31%	-31.98%
		Lexica	12.80%	44.24%	44.97%	2.93%
		Template	53.31%	47.35%	54.97%	28.48%
NSFW	600 Images	I2P	27.50%	57.71%	62.21%	33.08%
		4chan	38.97%	57.70%	77.95%	10.42%
		Lexica	19.69%	48.40%	46.56%	37.40%
		Template	35.68%	51.46%	78.88%	66.75%

Table 15: The image quality and semantic alignment of Mode 1-related baselines on COCO-10K.

Theme	Variant	Aspect	Metric	SD-NP	SLD-Med	SLD-Str	SLD-Max	ESD-u	ESD-x	SPM	UCE	AU
Nudity	Concise Keywords Set	Image Quality	FID (\downarrow)	20.04	19.25	25.46	29.65	19.25	18.58	19.35	19.24	21.48
			LPIPS (\downarrow)	0.48	0.47	0.48	0.49	0.47	0.47	0.48	0.47	0.48
		Semantic Alignment	CLIPS (\uparrow)	25.92	25.53	24.79	23.98	26.39	25.80	26.34	26.27	23.88
	Detailed Keywords Set		IR (\uparrow)	0.09	0.05	-0.05	-0.20	0.14	0.00	0.11	0.16	-0.60
		Image Quality	FID (\downarrow)	20.40	19.98	20.89	23.35	15.30	18.98	19.23	18.85	20.73
			LPIPS (\downarrow)	0.48	0.48	0.48	0.49	0.46	0.47	0.48	0.48	0.47
Violence	Concise Keywords Set	Semantic Alignment	CLIPS (\uparrow)	25.86	25.94	25.63	25.24	25.34	25.62	26.33	26.03	24.13
			IR (\uparrow)	0.09	0.10	0.05	-0.04	-0.13	-0.03	0.10	0.10	-0.48
	Detailed Keywords Set	Image Quality	FID (\downarrow)	22.43	21.23	23.28	25.98	18.53	19.11	19.25	19.61	21.23
			LPIPS (\downarrow)	0.48	0.48	0.48	0.49	0.47	0.47	0.48	0.48	0.47
		Semantic Alignment	CLIPS (\uparrow)	25.63	25.80	25.32	24.84	25.38	25.72	26.29	26.14	20.88
			IR (\uparrow)	0.08	0.09	0.02	-0.94	-0.15	0.00	0.10	0.18	-1.04
Horror	Concise Keywords Set	Image Quality	FID (\downarrow)	24.63	23.08	25.99	29.25	19.12	19.24	19.35	20.39	25.16
			LPIPS (\downarrow)	0.48	0.48	0.48	0.49	0.46	0.47	0.48	0.48	0.48
		Semantic Alignment	CLIPS (\uparrow)	25.30	25.66	25.03	24.36	24.59	25.46	26.26	25.63	20.62
	Detailed Keywords Set		IR (\uparrow)	-0.02	0.05	-0.05	-0.19	-0.27	-0.07	0.09	0.02	-1.11
		Image Quality	FID (\downarrow)	22.94	21.81	24.02	27.42	16.78	18.96	19.19	19.63	20.94
			LPIPS (\downarrow)	0.48	0.47	0.48	0.49	0.46	0.47	0.48	0.47	0.47
Horror	Concise Keywords Set	Semantic Alignment	CLIPS (\uparrow)	25.43	25.72	25.15	24.53	25.53	25.59	26.29	26.04	23.56
			IR (\uparrow)	0.04	0.07	-0.02	-0.12	-0.09	-0.03	0.10	0.14	-0.55
	Detailed Keywords Set	Image Quality	FID (\downarrow)	24.01	21.89	24.05	29.26	18.68	18.82	19.19	19.14	21.08
			LPIPS (\downarrow)	0.49	0.48	0.48	0.50	0.46	0.47	0.48	0.48	0.48
		Semantic Alignment	CLIPS (\uparrow)	25.40	25.76	25.17	24.28	24.95	25.43	26.29	25.73	20.77
			IR (\uparrow)	-0.01	0.07	-0.02	-0.24	-0.24	-0.07	0.10	0.02	-1.08

Table 16: The image quality and semantic alignment of Mode 2-related baselines on COCO-10K.

Theme	Variant	Aspect	Metric	AC	SalUn	SelfD	MACE
Nudity	20 Images	Image	FID (↓)	18.89	17.85	18.57	21.56
		Quality	LPIPS (↓)	0.48	0.47	0.47	0.48
		Semantic	CLIPS (↑)	26.05	26.19	26.36	23.94
		Alignment	IR (↑)	0.12	0.05	0.06	-0.69
	200 Images	Image	FID (↓)	18.93	18.14	23.31	21.20
		Quality	LPIPS (↓)	0.48	0.48	0.48	0.48
		Semantic	CLIPS (↑)	26.05	25.54	25.30	23.89
		Alignment	IR (↑)	0.11	-0.09	-0.30	-0.69
	1000 Images	Image	FID (↓)	18.92	23.68	31.62	21.67
		Quality	LPIPS (↓)	0.48	0.48	0.49	0.48
		Semantic	CLIPS (↑)	26.05	24.69	24.40	23.90
		Alignment	IR (↑)	0.12	-0.21	-0.65	-0.69
Violence	20 Images	Image	FID (↓)	23.45	19.05	19.29	17.32
		Quality	LPIPS (↓)	0.48	0.47	0.47	0.47
		Semantic	CLIPS (↑)	25.82	26.17	26.36	24.26
		Alignment	IR (↑)	-0.18	0.05	0.07	-0.53
	200 Images	Image	FID (↓)	24.53	22.84	23.42	17.54
		Quality	LPIPS (↓)	0.48	0.48	0.48	0.47
		Semantic	CLIPS (↑)	25.77	25.09	25.34	24.09
		Alignment	IR (↑)	-0.22	-0.16	-0.27	-0.57
	1000 Images	Image	FID (↓)	23.58	25.45	32.40	17.34
		Quality	LPIPS (↓)	0.48	0.47	0.49	0.47
		Semantic	CLIPS (↑)	25.81	24.25	24.40	24.19
		Alignment	IR (↑)	-0.18	-0.34	-0.70	-0.54
Horror	20 Images	Image	FID (↓)	19.03	18.94	18.79	20.12
		Quality	LPIPS (↓)	0.46	0.47	0.47	0.48
		Semantic	CLIPS (↑)	26.05	26.18	26.31	23.47
		Alignment	IR (↑)	0.01	0.06	0.13	-0.76
	200 Images	Image	FID (↓)	19.02	22.00	21.42	20.22
		Quality	LPIPS (↓)	0.46	0.47	0.48	0.48
		Semantic	CLIPS (↑)	26.06	25.52	25.73	23.25
		Alignment	IR (↑)	0.02	-0.10	-0.20	-0.79
	1000 Images	Image	FID (↓)	19.04	46.57	26.70	20.23
		Quality	LPIPS (↓)	0.46	0.50	0.48	0.48
		Semantic	CLIPS (↑)	26.05	22.65	25.15	23.37
		Alignment	IR (↑)	0.02	-1.12	-0.49	-0.78

NeurIPS Paper Checklist

1. Claims

Question: Do the main claims made in the abstract and introduction accurately reflect the paper's contributions and scope?

Answer: [\[Yes\]](#)

Justification: The abstract and introduction accurately summarize the paper's key contribution — the first systematic benchmark for evaluating concept erasure methods targeting NSFW content in diffusion models. They clearly define the scope of the study, which includes the design of an end-to-end toolkit, a taxonomy of existing methods, and a comprehensive empirical analysis. All claims are supported by the experimental results and theoretical discussion provided later in the paper.

Guidelines:

- The answer NA means that the abstract and introduction do not include the claims made in the paper.
- The abstract and/or introduction should clearly state the claims made, including the contributions made in the paper and important assumptions and limitations. A No or NA answer to this question will not be perceived well by the reviewers.
- The claims made should match theoretical and experimental results, and reflect how much the results can be expected to generalize to other settings.
- It is fine to include aspirational goals as motivation as long as it is clear that these goals are not attained by the paper.

2. Limitations

Question: Does the paper discuss the limitations of the work performed by the authors?

Answer: [\[Yes\]](#)

Justification: The paper acknowledges its limitations, particularly in the coverage of NSFW themes. Certain politically or legally sensitive topics are excluded due to practical difficulties in detection and annotation, as well as ethical considerations. These limitations are explicitly discussed in the paper.

Guidelines:

- The answer NA means that the paper has no limitation while the answer No means that the paper has limitations, but those are not discussed in the paper.
- The authors are encouraged to create a separate "Limitations" section in their paper.
- The paper should point out any strong assumptions and how robust the results are to violations of these assumptions (e.g., independence assumptions, noiseless settings, model well-specification, asymptotic approximations only holding locally). The authors should reflect on how these assumptions might be violated in practice and what the implications would be.
- The authors should reflect on the scope of the claims made, e.g., if the approach was only tested on a few datasets or with a few runs. In general, empirical results often depend on implicit assumptions, which should be articulated.
- The authors should reflect on the factors that influence the performance of the approach. For example, a facial recognition algorithm may perform poorly when image resolution is low or images are taken in low lighting. Or a speech-to-text system might not be used reliably to provide closed captions for online lectures because it fails to handle technical jargon.
- The authors should discuss the computational efficiency of the proposed algorithms and how they scale with dataset size.
- If applicable, the authors should discuss possible limitations of their approach to address problems of privacy and fairness.
- While the authors might fear that complete honesty about limitations might be used by reviewers as grounds for rejection, a worse outcome might be that reviewers discover limitations that aren't acknowledged in the paper. The authors should use their best

judgment and recognize that individual actions in favor of transparency play an important role in developing norms that preserve the integrity of the community. Reviewers will be specifically instructed to not penalize honesty concerning limitations.

3. Theory assumptions and proofs

Question: For each theoretical result, does the paper provide the full set of assumptions and a complete (and correct) proof?

Answer: [NA]

Justification: This work is primarily empirical in nature, focusing on the development and evaluation of a full-pipeline toolkit for benchmarking concept erasure methods. As such, it does not include theoretical results that would require formal assumptions or proofs.

Guidelines:

- The answer NA means that the paper does not include theoretical results.
- All the theorems, formulas, and proofs in the paper should be numbered and cross-referenced.
- All assumptions should be clearly stated or referenced in the statement of any theorems.
- The proofs can either appear in the main paper or the supplemental material, but if they appear in the supplemental material, the authors are encouraged to provide a short proof sketch to provide intuition.
- Inversely, any informal proof provided in the core of the paper should be complemented by formal proofs provided in appendix or supplemental material.
- Theorems and Lemmas that the proof relies upon should be properly referenced.

4. Experimental result reproducibility

Question: Does the paper fully disclose all the information needed to reproduce the main experimental results of the paper to the extent that it affects the main claims and/or conclusions of the paper (regardless of whether the code and data are provided or not)?

Answer: [Yes]

Justification: The paper includes comprehensive descriptions of the methodology, datasets, implementation details, and evaluation protocols required to reproduce the main experimental results. All key settings and procedures are clearly documented, and the publicly released code further ensures full reproducibility of the findings.

Guidelines:

- The answer NA means that the paper does not include experiments.
- If the paper includes experiments, a No answer to this question will not be perceived well by the reviewers: Making the paper reproducible is important, regardless of whether the code and data are provided or not.
- If the contribution is a dataset and/or model, the authors should describe the steps taken to make their results reproducible or verifiable.
- Depending on the contribution, reproducibility can be accomplished in various ways. For example, if the contribution is a novel architecture, describing the architecture fully might suffice, or if the contribution is a specific model and empirical evaluation, it may be necessary to either make it possible for others to replicate the model with the same dataset, or provide access to the model. In general, releasing code and data is often one good way to accomplish this, but reproducibility can also be provided via detailed instructions for how to replicate the results, access to a hosted model (e.g., in the case of a large language model), releasing of a model checkpoint, or other means that are appropriate to the research performed.
- While NeurIPS does not require releasing code, the conference does require all submissions to provide some reasonable avenue for reproducibility, which may depend on the nature of the contribution. For example
 - (a) If the contribution is primarily a new algorithm, the paper should make it clear how to reproduce that algorithm.
 - (b) If the contribution is primarily a new model architecture, the paper should describe the architecture clearly and fully.

- (c) If the contribution is a new model (e.g., a large language model), then there should either be a way to access this model for reproducing the results or a way to reproduce the model (e.g., with an open-source dataset or instructions for how to construct the dataset).
- (d) We recognize that reproducibility may be tricky in some cases, in which case authors are welcome to describe the particular way they provide for reproducibility. In the case of closed-source models, it may be that access to the model is limited in some way (e.g., to registered users), but it should be possible for other researchers to have some path to reproducing or verifying the results.

5. Open access to data and code

Question: Does the paper provide open access to the data and code, with sufficient instructions to faithfully reproduce the main experimental results, as described in supplemental material?

Answer: [Yes]

Justification: The paper provides open access to the code and datasets through a publicly available repository. Comprehensive instructions for reproducing the main experimental results, including environment configuration, data preprocessing steps, and model training/inference pipelines, are provided in the supplemental material. This ensures full transparency and enables other researchers to reproduce the findings with minimal ambiguity.

Guidelines:

- The answer NA means that paper does not include experiments requiring code.
- Please see the NeurIPS code and data submission guidelines (<https://nips.cc/public/guides/CodeSubmissionPolicy>) for more details.
- While we encourage the release of code and data, we understand that this might not be possible, so “No” is an acceptable answer. Papers cannot be rejected simply for not including code, unless this is central to the contribution (e.g., for a new open-source benchmark).
- The instructions should contain the exact command and environment needed to run to reproduce the results. See the NeurIPS code and data submission guidelines (<https://nips.cc/public/guides/CodeSubmissionPolicy>) for more details.
- The authors should provide instructions on data access and preparation, including how to access the raw data, preprocessed data, intermediate data, and generated data, etc.
- The authors should provide scripts to reproduce all experimental results for the new proposed method and baselines. If only a subset of experiments are reproducible, they should state which ones are omitted from the script and why.
- At submission time, to preserve anonymity, the authors should release anonymized versions (if applicable).
- Providing as much information as possible in supplemental material (appended to the paper) is recommended, but including URLs to data and code is permitted.

6. Experimental setting/details

Question: Does the paper specify all the training and test details (e.g., data splits, hyperparameters, how they were chosen, type of optimizer, etc.) necessary to understand the results?

Answer: [Yes]

Justification: The paper clearly reports all necessary training and testing details, such as data splits, hyperparameters, and model settings. These details are either drawn from prior work or selected based on validation performance, ensuring that readers can fully understand and interpret the experimental results.

Guidelines:

- The answer NA means that the paper does not include experiments.
- The experimental setting should be presented in the core of the paper to a level of detail that is necessary to appreciate the results and make sense of them.
- The full details can be provided either with the code, in appendix, or as supplemental material.

7. Experiment statistical significance

Question: Does the paper report error bars suitably and correctly defined or other appropriate information about the statistical significance of the experiments?

Answer: [NA]

Justification: The paper focuses on systematic benchmarking and comparative analysis of concept erasure methods rather than statistical hypothesis testing. While absolute performance metrics are reported, the primary emphasis is on relative performance across different methods and settings. Therefore, error bars or formal statistical significance tests were not deemed necessary for interpreting the main claims and conclusions of the paper.

Guidelines:

- The answer NA means that the paper does not include experiments.
- The authors should answer "Yes" if the results are accompanied by error bars, confidence intervals, or statistical significance tests, at least for the experiments that support the main claims of the paper.
- The factors of variability that the error bars are capturing should be clearly stated (for example, train/test split, initialization, random drawing of some parameter, or overall run with given experimental conditions).
- The method for calculating the error bars should be explained (closed form formula, call to a library function, bootstrap, etc.)
- The assumptions made should be given (e.g., Normally distributed errors).
- It should be clear whether the error bar is the standard deviation or the standard error of the mean.
- It is OK to report 1-sigma error bars, but one should state it. The authors should preferably report a 2-sigma error bar than state that they have a 96% CI, if the hypothesis of Normality of errors is not verified.
- For asymmetric distributions, the authors should be careful not to show in tables or figures symmetric error bars that would yield results that are out of range (e.g. negative error rates).
- If error bars are reported in tables or plots, The authors should explain in the text how they were calculated and reference the corresponding figures or tables in the text.

8. Experiments compute resources

Question: For each experiment, does the paper provide sufficient information on the computer resources (type of compute workers, memory, time of execution) needed to reproduce the experiments?

Answer: [Yes]

Justification: The paper includes sufficient information on the computational resources used, such as GPU types, memory requirements, and training time, enabling readers to understand the resource demands of the experiments and reproduce the results accordingly.

Guidelines:

- The answer NA means that the paper does not include experiments.
- The paper should indicate the type of compute workers CPU or GPU, internal cluster, or cloud provider, including relevant memory and storage.
- The paper should provide the amount of compute required for each of the individual experimental runs as well as estimate the total compute.
- The paper should disclose whether the full research project required more compute than the experiments reported in the paper (e.g., preliminary or failed experiments that didn't make it into the paper).

9. Code of ethics

Question: Does the research conducted in the paper conform, in every respect, with the NeurIPS Code of Ethics <https://neurips.cc/public/EthicsGuidelines>?

Answer: [Yes]

Justification: Our research conforms with the NeurIPS Code of Ethics. It focuses on improving the safety and responsible deployment of diffusion models through systematic evaluation of NSFW content mitigation techniques. We do not develop or support harmful applications. All datasets and models are handled with appropriate care, and no personally identifiable or sensitive human subject data was used without proper safeguards. We publicly release our code and provide sufficient documentation to ensure reproducibility and responsible use.

Guidelines:

- The answer NA means that the authors have not reviewed the NeurIPS Code of Ethics.
- If the authors answer No, they should explain the special circumstances that require a deviation from the Code of Ethics.
- The authors should make sure to preserve anonymity (e.g., if there is a special consideration due to laws or regulations in their jurisdiction).

10. **Broader impacts**

Question: Does the paper discuss both potential positive societal impacts and negative societal impacts of the work performed?

Answer: [\[Yes\]](#)

Justification: The paper explicitly addresses both the beneficial and potentially harmful societal implications of the proposed concept erasure benchmark. Positive impacts include enhancing content safety and promoting trustworthy deployment of generative models. Negative impacts, such as potential misuse for censorship or unintended suppression of legitimate content, are also discussed to encourage responsible development and application of such technologies.

Guidelines:

- The answer NA means that there is no societal impact of the work performed.
- If the authors answer NA or No, they should explain why their work has no societal impact or why the paper does not address societal impact.
- Examples of negative societal impacts include potential malicious or unintended uses (e.g., disinformation, generating fake profiles, surveillance), fairness considerations (e.g., deployment of technologies that could make decisions that unfairly impact specific groups), privacy considerations, and security considerations.
- The conference expects that many papers will be foundational research and not tied to particular applications, let alone deployments. However, if there is a direct path to any negative applications, the authors should point it out. For example, it is legitimate to point out that an improvement in the quality of generative models could be used to generate deepfakes for disinformation. On the other hand, it is not needed to point out that a generic algorithm for optimizing neural networks could enable people to train models that generate Deepfakes faster.
- The authors should consider possible harms that could arise when the technology is being used as intended and functioning correctly, harms that could arise when the technology is being used as intended but gives incorrect results, and harms following from (intentional or unintentional) misuse of the technology.
- If there are negative societal impacts, the authors could also discuss possible mitigation strategies (e.g., gated release of models, providing defenses in addition to attacks, mechanisms for monitoring misuse, mechanisms to monitor how a system learns from feedback over time, improving the efficiency and accessibility of ML).

11. **Safeguards**

Question: Does the paper describe safeguards that have been put in place for responsible release of data or models that have a high risk for misuse (e.g., pretrained language models, image generators, or scraped datasets)?

Answer: [\[Yes\]](#)

Justification: To ensure responsible release, we implement several safeguards including omitting sensitive NSFW categories, documenting ethical usage considerations, and licensing the code to promote responsible research. We also avoid directly distributing raw explicit datasets, instead offering tools for dataset construction under appropriate ethical oversight.

Guidelines:

- The answer NA means that the paper poses no such risks.
- Released models that have a high risk for misuse or dual-use should be released with necessary safeguards to allow for controlled use of the model, for example by requiring that users adhere to usage guidelines or restrictions to access the model or implementing safety filters.
- Datasets that have been scraped from the Internet could pose safety risks. The authors should describe how they avoided releasing unsafe images.
- We recognize that providing effective safeguards is challenging, and many papers do not require this, but we encourage authors to take this into account and make a best faith effort.

12. Licenses for existing assets

Question: Are the creators or original owners of assets (e.g., code, data, models), used in the paper, properly credited and are the license and terms of use explicitly mentioned and properly respected?

Answer: [\[Yes\]](#)

Justification: We properly credit all original creators of the datasets, models, and code used in this work and explicitly state their respective licenses and terms of use. All usage complies with the applicable licensing agreements.

Guidelines:

- The answer NA means that the paper does not use existing assets.
- The authors should cite the original paper that produced the code package or dataset.
- The authors should state which version of the asset is used and, if possible, include a URL.
- The name of the license (e.g., CC-BY 4.0) should be included for each asset.
- For scraped data from a particular source (e.g., website), the copyright and terms of service of that source should be provided.
- If assets are released, the license, copyright information, and terms of use in the package should be provided. For popular datasets, paperswithcode.com/datasets has curated licenses for some datasets. Their licensing guide can help determine the license of a dataset.
- For existing datasets that are re-packaged, both the original license and the license of the derived asset (if it has changed) should be provided.
- If this information is not available online, the authors are encouraged to reach out to the asset's creators.

13. New assets

Question: Are new assets introduced in the paper well documented and is the documentation provided alongside the assets?

Answer: [\[Yes\]](#)

Justification: All new assets, including datasets and evaluation tools, are well-documented with detailed descriptions and usage instructions provided in the supplemental material and accompanying code repository.

Guidelines:

- The answer NA means that the paper does not release new assets.
- Researchers should communicate the details of the dataset/code/model as part of their submissions via structured templates. This includes details about training, license, limitations, etc.
- The paper should discuss whether and how consent was obtained from people whose asset is used.
- At submission time, remember to anonymize your assets (if applicable). You can either create an anonymized URL or include an anonymized zip file.

14. Crowdsourcing and research with human subjects

Question: For crowdsourcing experiments and research with human subjects, does the paper include the full text of instructions given to participants and screenshots, if applicable, as well as details about compensation (if any)?

Answer: [NA]

Justification: The paper does not involve crowdsourcing experiments or research with human subjects. Therefore, this question is not applicable.

Guidelines:

- The answer NA means that the paper does not involve crowdsourcing nor research with human subjects.
- Including this information in the supplemental material is fine, but if the main contribution of the paper involves human subjects, then as much detail as possible should be included in the main paper.
- According to the NeurIPS Code of Ethics, workers involved in data collection, curation, or other labor should be paid at least the minimum wage in the country of the data collector.

15. **Institutional review board (IRB) approvals or equivalent for research with human subjects**

Question: Does the paper describe potential risks incurred by study participants, whether such risks were disclosed to the subjects, and whether Institutional Review Board (IRB) approvals (or an equivalent approval/review based on the requirements of your country or institution) were obtained?

Answer: [NA]

Justification: The paper does not involve crowdsourcing experiments or research with human subjects. Therefore, this question is not applicable.

Guidelines:

- The answer NA means that the paper does not involve crowdsourcing nor research with human subjects.
- Depending on the country in which research is conducted, IRB approval (or equivalent) may be required for any human subjects research. If you obtained IRB approval, you should clearly state this in the paper.
- We recognize that the procedures for this may vary significantly between institutions and locations, and we expect authors to adhere to the NeurIPS Code of Ethics and the guidelines for their institution.
- For initial submissions, do not include any information that would break anonymity (if applicable), such as the institution conducting the review.

16. **Declaration of LLM usage**

Question: Does the paper describe the usage of LLMs if it is an important, original, or non-standard component of the core methods in this research? Note that if the LLM is used only for writing, editing, or formatting purposes and does not impact the core methodology, scientific rigor, or originality of the research, declaration is not required.

Answer: [No]

Justification: The paper does not involve the use of large language models (LLMs) as part of the core methodology. The proposed framework focuses on evaluating concept erasure methods in diffusion models through dataset annotation, model fine-tuning, and automated NSFW content detection. Any use of LLMs, if at all, was limited to writing assistance or formatting purposes and did not influence the scientific contributions, methodology, or results of the research.

Guidelines:

- The answer NA means that the core method development in this research does not involve LLMs as any important, original, or non-standard components.
- Please refer to our LLM policy (<https://neurips.cc/Conferences/2025/LLM>) for what should or should not be described.