

On the *Generalization vs Fidelity Paradox* in Knowledge Distillation

Suhas Kamasetty Ramesh* and Ayan Sengupta* and Tanmoy Chakraborty

Department of Electrical Engineering

Indian Institute of Technology Delhi, India

suhaskr@gmail.com, ayan.sengupta@ee.iitd.ac.in, tanchak@iitd.ac.in

Abstract

Knowledge distillation (KD) is a key technique for compressing large language models into smaller ones while preserving performance. Despite the recent traction of KD research, its effectiveness for smaller language models (LMs) and the mechanisms driving knowledge transfer remain underexplored. In this work, we present the first large-scale empirical and statistical analysis of KD across models ranging from 0.5B to 7B parameters on 14 complex reasoning tasks in a zero-shot setting. Our findings reveal that KD can improve the average performance of smaller models by up to 10%, with a peak task specific gain of 22%, while providing only marginal benefits ($\sim 1.3\%$) for larger models. Surprisingly, teacher performance has a minimal impact on student outcomes, while teacher task expertise impacts KD effectiveness. A correlation study indicates that smaller LMs benefit more from KD, whereas larger LMs show diminished gains. Additionally, we uncover a misalignment between improvements in student performance and reasoning fidelity, suggesting that while KD enhances accuracy, it does not always maintain the structured decision-making processes of the teacher. Our ablation study further highlights the importance of teacher signals and logit smoothing in influencing students' performance after distillation. Overall, our study offers a comprehensive empirical and statistical assessment of KD, highlighting both its benefits and trade-offs when distilling knowledge from larger to smaller LMs.

1 Introduction

The rapid advancement of pre-trained language models (LMs) has led to the development of large-scale language models that achieve state-of-the-art performance across various NLP tasks (Dubey et al., 2024; Yang et al., 2024; DeepSeek-AI et al.,

2024). However, deploying these large models presents significant challenges due to their high computational and memory requirements (Zhu et al., 2023). Model compression has emerged as a crucial technique to mitigate these challenges by reducing model size while preserving performance. Among various compression techniques, knowledge distillation (KD) has gained significant attention as it enables a smaller student model to learn from a larger teacher model, maintaining strong performance with reduced resource demands (Deng et al., 2020). KD plays a pivotal role in making large language models (LLMs) more accessible, facilitating their deployment in resource-constrained environments.

Several knowledge distillation approaches have been proposed to improve the training of student model and enhance generalization. Hinton et al. (2015) introduced the concept of soft target distillation, where the student learns from the softened output probabilities of the teacher model. Subsequent studies extended this idea to sequence-level KD for language models, such as SeqKD (Kim and Rush, 2016), which aligns the student model with the teacher's output distributions. More recent variants, including MiniLLM (Gu et al., 2024), leverage reverse Kullback-Leibler (KL) divergence to improve the learning of student model for generative language models. Despite these advancements, a comprehensive understanding of KD techniques for LLMs remains unexplored. Current research primarily focuses on task-specific distillation setups, often overlooking broader implications across diverse tasks. Moreover, the distribution mismatch between training and inference remains a persistent challenge, particularly in autoregressive language models (Agarwal et al., 2024), necessitating further exploration of large-scale KD strategies.

In this paper, we conduct a large-scale empirical and statistical analysis to evaluate the effectiveness of knowledge distillation for small LMs ranging

*These authors contributed equally to this work.

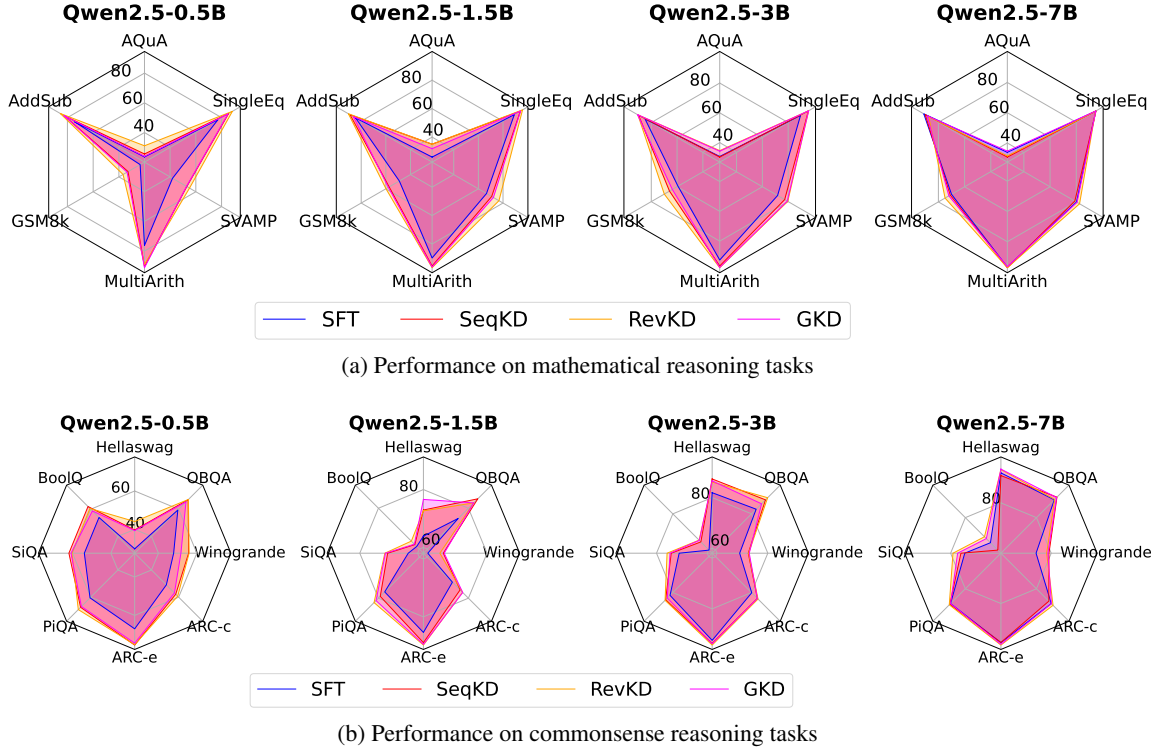


Figure 1: Performance of different Qwen-2.5 student models across various (a) mathematical and (b) commonsense reasoning tasks without and with distillation from larger Qwen models. We highlight the zero-shot accuracy for the supervised fine-tuned (SFT) model and the models distilled with different KD methods. The results are elaborated in Tables 7 and 8 in Appendix B. Similar results for LLaMA student models are highlighted in Figure 7 of Appendix B.

from 0.5B to 7B parameters across 14 complex reasoning tasks in a zero-shot setting. We investigate the impact of KD on the generalizability of small LMs to explore different aspects of knowledge distillation. We summarize the key findings from our study as follows¹:

- **KD significantly improves model generalization.** Zero-shot performance of smaller LMs ($< 1B$ size) can be improved by up to 10%, with peak gains reaching 22% (c.f. Figure 1) post-distillation from larger LMs (7B – 14B).
- **Larger models see diminishing returns.** 7B models exhibit only $\approx 1.3\%$ improvement after distillation, indicating that KD is most effective for smaller LMs.
- **Choice of KD method has a marginal impact.** Despite varying improvement patterns, statistical analysis shows that different KD methods yield similar post-distillation performance.
- **Teacher performance has minimal impact.** A Spearman rank test reveals that a stronger teacher does not necessarily lead to a better student. However, the teacher’s task expertise is

crucial – distilling from a task-unaware teacher can degrade student performance by up to 40%.

- **Smaller models benefit more from KD.** A high negative correlation exists between student model size and KD effectiveness, confirming that smaller LMs gain significantly more from distillation than larger ones.
- **KD does not guarantee higher teacher-student agreement.** In mathematical reasoning tasks, the correlation between student performance and agreement with the teacher is statistically insignificant.
- **High-performing students do not always exhibit reasoning fidelity.** Even when student models perform well, they do not necessarily replicate the teacher’s reasoning steps, highlighting a potential loss of structured decision-making.
- **KD transfers task effectiveness but not always reasoning strategies.** The mismatch between student accuracy and poor fidelity suggests that while KD improves performance, it may fail to preserve the teacher’s structured decision-making process, raising concerns about interpretability and reliability in critical applications.

¹The source code of our study is made available at https://github.com/LCS2-IIITD/KD_generalization.

These insights offer significant practical benefit to assess the benefits and trade-offs of knowledge distillation, encouraging researchers and practitioners in developing adaptive KD frameworks that balance knowledge transfer, reasoning integrity, and real-world applicability.

2 Related Work

KD for LLMs. KD has been widely used to compress LLMs while preserving performance (Hinton et al., 2015). Traditional KD relies on soft labels to transfer knowledge, with extensions such as feature-based (Romero et al., 2014), self-distillation (Furlanello et al., 2018), and multi-teacher distillation (You et al., 2017). However, these approaches struggle with autoregressive sequence generation due to exposure bias and knowledge loss in smaller models. To address this, Generalized Knowledge Distillation trains students on self-generated sequences, mitigating distribution mismatch (Agarwal et al., 2024). Instruction-tuning-CoT enables smaller models to inherit reasoning capabilities via instruction-based fine-tuning (Ranaldi and Freitas, 2024). Multi-teacher KD aggregates strategies from multiple models, improving generalization (Tian et al., 2024), while MiniLLM prioritizes high-probability teacher outputs via reverse KL divergence, reducing overfitting (Gu et al., 2024). Adaptive Teaching KD (ATKD) adjusts knowledge transfer dynamically based on token difficulty, preventing degradation in large teacher-student setups (Zhong et al., 2024). Despite advancements, most KD methods prioritize performance gains over understanding why certain strategies succeed or fail. Gaining deeper insights into KD effectiveness is crucial for developing more reliable, generalizable models.

Understanding effectiveness of KD. While KD enhances model compression and transfer learning, its inner workings remain underexplored. Conventional KD methods often fail to preserve explainability, reducing trust in distilled models (Alharbi et al., 2021). Studies challenge the assumption that high student-teacher fidelity ensures better generalization, revealing that students often struggle to mimic teachers due to optimization and dataset constraints (Stanton et al., 2021). KD can also transfer biases and adversarial vulnerabilities alongside useful knowledge (Ojha et al., 2023). Attention and fidelity mechanisms are crucial, with research showing that diverse teacher attention maps en-

hance student generalization more effectively than rigid mimicry (Guo et al., 2025). However, these studies primarily focus on vision tasks. Similar investigations are needed for language-based tasks to understand how KD influences reasoning, linguistic structures, and emergent capabilities of LLMs.

How our work is different? Unlike prior works that primarily focus on task-specific knowledge distillation or performance benchmarking on a limited set of tasks, this study provides a large-scale empirical and statistical analysis of KD across diverse reasoning benchmarks with small LMs of varying sizes and capabilities. While most existing studies overlook the explainability of KD, our work systematically examines the key factors influencing its effectiveness, providing valuable practical insights into the process.

3 Methodology

Here, we briefly describe three state-of-the-art knowledge distillation methods used in our study: Sequence-level knowledge distillation (SeqKD), Reverse KL knowledge distillation (RevKD), and Generalized Knowledge Distillation (GKD). Each method varies in its approach to training the student model and its associated loss objectives.

Sequence-level knowledge distillation. SeqKD (Kim and Rush, 2016) extends traditional KD (Hinton et al., 2015) by aligning the student’s output sequences with those of the teacher. Unlike standard KD, which operates at the token level, SeqKD forces the student model to generate entire sequences that match the teacher’s outputs. This is particularly useful for sequence generation tasks, such as machine translation and text summarization. The loss function for SeqKD is defined as:

$$\mathcal{L}_{\text{SeqKD}} = \mathbb{E}_{x \sim D} [-\log P_S(y_T|x)], \quad (1)$$

where $P_S(y_T|x)$ represents the probability of the teacher’s sequence output y_T under the student model’s distribution. By training on full sequences, it improves the fluency and coherence of student-generated text compared to token-level distillation.

Reverse KL knowledge distillation. Gu et al. (2024) proposed a novel KD strategy by minimizing the reverse KL divergence, instead of the standard forward KL divergence used in traditional KD. The motivation is to avoid overestimating low-probability regions of the teacher’s distribution,

which is crucial for generative language models. The student model is trained using the following reverse KL loss:

$$\mathcal{L}_{\text{RevKD}} = \mathbb{E}_{x \sim D} [D_{\text{KL}}(P_S(y|x) \parallel P_T(y|x))], \quad (2)$$

where $P_S(y|x)$ and $P_T(y|x)$ denote the logit distribution of student and teacher, respectively.

Generalized knowledge distillation.

GKD (Agarwal et al., 2024) addresses the distribution mismatch issue in traditional KD for auto-regressive sequence models. Standard KD methods train the student using a fixed dataset of teacher-generated or ground-truth sequences, leading to discrepancies between training and inference distributions. GKD mitigates this problem by incorporating an *on-policy* learning approach, where the student model is trained on its self-generated sequences with feedback from the teacher. Given an input sequence x , both the student P_S and teacher P_T generate output sequences. GKD mixes two data sources: (i) a fixed dataset containing ground-truth or teacher-generated sequences, and (ii) student-generated sequences, ensuring that the model learns from its own mistakes. The objective function of GKD is defined as:

$$L_{\text{GKD}}(\theta) = (1 - \lambda) \mathbb{E}_{(x,y) \sim (X,Y)} [D(P_T \parallel P_S(y|x))] + \lambda \mathbb{E}_{x \sim X} \mathbb{E}_{y \sim p_S(\cdot|x)} [D(P_T \parallel P_S)(y|x)], \quad (3)$$

where $D(P_T \parallel P_S)(y|x)$ is a divergence measure between the teacher and student probability distributions, and $\lambda \in [0, 1]$ determines the fraction of on-policy student-generated data. GKD leverages the Jensen-Shannon Divergence (JSD), which interpolates between forward and reverse KL divergences using a mixing coefficient β , given by:

$$D_{\text{JSD}(\beta)}(P_T \parallel P_S) = \beta D_{\text{KL}}(P_T \parallel M) + (1 - \beta) D_{\text{KL}}(P_S \parallel M), \quad (4)$$

where $M = \beta P_T + (1 - \beta) P_S$ is the mixture distribution. When β approaches 0 or 1, JSD behaves like forward or reverse KL, respectively. By default, we use $\lambda = 0.5$ and $\beta = 0.5$. This approach enables dynamic tuning of the divergence measure, optimizing the trade-off between generalization and generation diversity.

Following Hinton et al. (2015), we use a temperature parameter τ to control the smoothness of the

teacher and student token probabilities for all these KD methods. Under this assumption, the probability distribution of the teacher model is given by a temperature-scaled softmax function: $P_T(y|x) = \frac{\exp(z_T/\tau)}{\sum_i \exp(z_i/\tau)}$, where z_T represents the logits from the teacher model. The student model follows a similar formulation: $P_S(y|x) = \frac{\exp(z_S/\tau)}{\sum_i \exp(z_i/\tau)}$.

4 Experimental Setup

In our empirical study, we use Qwen-2.5 (Yang et al., 2024) (0.5B, 1.5B, 3B, 7B, 14B) and LLaMA-3 (Dubey et al., 2024) (3.2-1B, 3.2-3B, 3.1-8B) model series, with all pretrained weights sourced from Huggingface (Wolf et al., 2020), evaluated on mathematical and commonsense reasoning tasks. For mathematical reasoning, we fine-tune base models on Math10K (Hu et al., 2023) and evaluate on GSM8K (Cobbe et al., 2021), SVAMP (Patel et al., 2021), MultiArith (Roy and Roth, 2015), AddSub (Hosseini et al., 2014), AQuA (Ling et al., 2017), and SingleEq (Koncel-Kedziorski et al., 2015). For commonsense reasoning, we fine-tune on Commonsense15K (Hu et al., 2023) and evaluate on Hellaswag (Zellers et al., 2019), Winogrande (Sakaguchi et al., 2021), ARC (Clark et al., 2018), OBQA (Mihaylov et al., 2018), BoolQ (Clark et al., 2019), PiQA (Bisk et al., 2020), and SiQA (Sap et al., 2019). Detailed dataset descriptions and splits are provided in Appendix A and Table 6. We use LoRA (Hu et al., 2021) adapters with $r = 8$ and $\alpha = 16$ for supervised fine-tuning and KD fine-tuning of all the models. All the experiments were conducted on a single Nvidia-A100 GPU.

We use a batch-size of 16, learning rate of 3×10^{-4} and max-length of 256 across all models and methods. We fine-tune the models for 3 and 4 epochs for Commonsense15K and Math10K datasets, respectively. Following Gu et al. (2024), for zero-shot evaluation we set $\tau = 1$ (default, for temperature ablation experiments highlighted in Figure 6 we use $\tau \in \{1, 2, 5\}$), top- $p = 1$, top- $k = 0$ and num_beams = 1.

Measures for quantifying teacher-student agreement and fidelity.

In this paper, along with the performance measurement of the student models, we use *teacher-student agreement* and *reasoning fidelity* scores to understand the alignment between teacher and student post-KD. Agreement quantifies how often the student replicates the teacher’s outputs and is measured using top-1 agreement

Test Type	AQuA	AddSub	GSM8k	MultiArith	SVAMP	SingleEq	Average
t-test all methods	4.07 (0.0)	5.57 (0.0)	8.87 (0.0)	7.09 (0.0)	7.39 (0.0)	8.31 (0.0)	8.47 (0.0)
t-test GKD	2.16 (0.0)	2.80 (0.0)	5.72 (0.0)	3.81 (0.0)	4.88 (0.0)	5.37 (0.0)	5.10 (0.0)
t-test RevKD	4.05 (0.0)	3.51 (0.0)	10.02 (0.0)	4.55 (0.0)	7.43 (0.0)	5.18 (0.0)	6.31 (0.0)
t-test SeqKD	1.20 (0.1)	3.36 (0.0)	3.04 (0.0)	4.12 (0.0)	2.30 (0.0)	3.84 (0.0)	3.72 (0.0)
ANOVA all methods	2.67 (0.1)	0.41 (0.7)	5.62 (0.0)	0.52 (0.6)	4.73 (0.0)	1.18 (0.3)	2.27 (0.1)

(a) Mathematical reasoning

Test Type	ARC-c	ARC-e	BoolQ	Hellaswag	OBQA	PiQA	SiQA	Winogrande	Average
t-test all methods	5.43 (0.0)	5.30 (0.0)	1.40 (0.1)	0.66 (0.3)	7.59 (0.0)	4.77 (0.0)	7.92 (0.0)	7.24 (0.0)	3.86 (0.0)
t-test GKD	5.67 (0.0)	4.06 (0.0)	2.25 (0.0)	0.24 (0.4)	4.90 (0.0)	3.49 (0.0)	6.64 (0.0)	4.16 (0.0)	2.96 (0.0)
t-test RevKD	2.04 (0.0)	2.70 (0.0)	0.18 (0.4)	-0.04 (0.5)	3.24 (0.0)	2.23 (0.0)	4.28 (0.0)	2.70 (0.0)	1.18 (0.1)
t-test SeqKD	3.25 (0.0)	2.48 (0.0)	1.96 (0.0)	3.13 (0.0)	5.74 (0.0)	2.90 (0.0)	3.37 (0.0)	11.34 (0.0)	4.33 (0.0)
ANOVA all methods	0.49 (0.6)	0.72 (0.5)	0.20 (0.8)	0.18 (0.8)	0.04 (1.0)	0.45 (0.6)	1.12 (0.3)	0.27 (0.8)	0.30 (0.8)

(b) Commonsense reasoning

Table 1: Statistical t-test for understanding the statistical significance of KD on student models’ performance. We calculate the t-statistics and p -value for all KD methods and for individually for each method. We further measure the ANOVA F-statistics to underscore the differences between different KD methods on the student performance. **Bold** indicates that the results are statistically significant (p -value < 0.05).

Test Type	AQuA	AddSub	GSM8k	MultiArith	SVAMP	SingleEq	Average
Spearman rank	-0.10 (0.6)	0.30 (0.1)	0.09 (0.6)	0.21 (0.2)	-0.09 (0.6)	0.35 (0.0)	-0.01 (1.0)

(a) Mathematical reasoning

Test Type	ARC-c	ARC-e	BoolQ	Hellaswag	OBQA	PiQA	SiQA	Winogrande	Average
Spearman rank	-0.41 (0.0)	-0.36 (0.0)	0.1 (0.6)	-0.32 (0.1)	-0.41 (0.0)	-0.27 (0.1)	-0.31 (0.1)	-0.02 (0.9)	-0.3 (0.1)

(b) Commonsense reasoning

Table 2: Spearman rank correlation and p -value between student and teacher performance.

(fraction of matching predictions). However, this metric only relies on the final answer and does not measure the quality of the intermediate reasoning steps. Reasoning fidelity, on the other hand, captures how well the student mirrors the teacher’s reasoning process rather than just final predictions. We use BLEU (Papineni et al., 2002) score between teacher and student reasoning outputs to compute the fidelity.

5 Experimental Results

In this section, we elaborate the empirical and statistical results obtained in our study.

Effectiveness of KD. Figure 1 shows that KD consistently outperforms SFT in both mathematical and commonsense reasoning tasks, particularly benefiting smaller models. For Qwen-0.5B, KD improves performance by 10.4% and 7.8% for math and commonsense reasoning respectively, but this effect diminishes as student size increases (7.5%, 5.8% for Qwen-1.5B, 5.4%, 3.5% for Qwen-3B and 0.2%, 1.9% for Qwen-7B). Similar performance improvements are observed with LLaMA student models – 12.0% and 12.7% for LLaMA-1B and 3.7% and 4.9% for LLaMA-3B model. Among

KD methods, RevKD is the most consistent, yielding an average gain of 6.3% across all student sizes. The statistical t-test results (Table 1) confirm these improvements as significant (p -value < 0.05). However, a one-way ANOVA test shows no significant difference between KD methods, indicating that all KD methods are equally effective.

Does KD depend on teacher performance? Table 2 reports the Spearman rank correlation between student improvement after KD and teacher performance. In mathematical reasoning, structured tasks like AddSub (0.30, p -value=0.1) and SingleEq (0.35, p -value=0.0) show positive correlations, suggesting stronger teachers enhance student performance. However, complex reasoning tasks such as GSM8k (0.09, p -value=0.6) and AQuA (−0.10, p -value=0.6) exhibit weak or negative correlations, indicating that teacher quality alone does not dictate KD success. In commonsense reasoning, correlations are generally weak or negative, implying minimal influence of teacher performance. Overall, teacher quality inconsistently impacts student gains, with structured mathematical tasks benefiting more than open-ended reasoning tasks. However, Figure 2 shows that

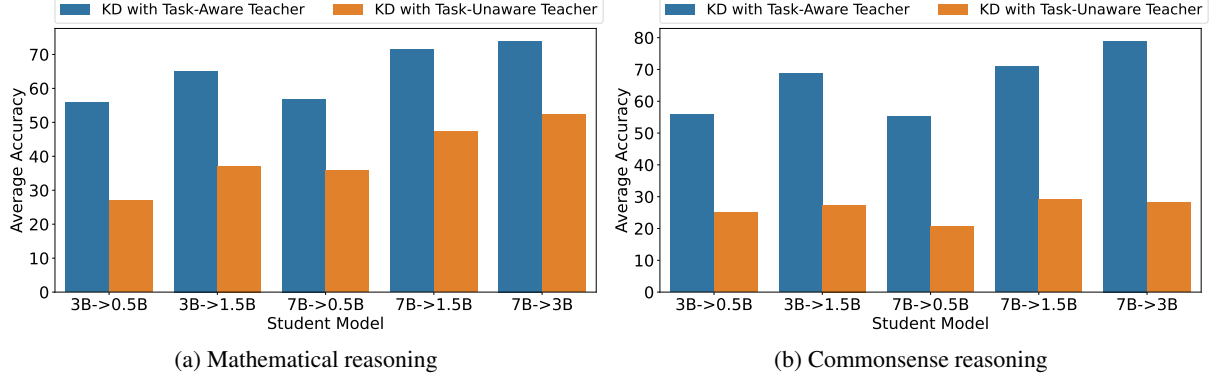


Figure 2: Impact of teacher task adaptation on distillation effectiveness. We evaluate the student performance post-distillation with teacher without/with fine-tuning on mathematical and commonsense reasoning tasks.

Test Type	AQuA	AddSub	GSM8k	MultiArith	SVAMP	SingleEq	Average
Spearman rank	-0.23 (0.2)	-0.64 (0.0)	-0.51 (0.0)	-0.83 (0.0)	-0.43 (0.0)	-0.59 (0.0)	-0.66 (0.0)

(a) Mathematical reasoning

Test Type	ARC-c	ARC-e	BoolQ	Hellaswag	OBQA	PiQA	SiQA	Winogrande	Average
Spearman rank	-0.63 (0.0)	-0.78 (0.0)	-0.15 (0.4)	-0.4 (0.0)	-0.55 (0.0)	-0.67 (0.0)	-0.49 (0.0)	-0.34 (0.0)	-0.54 (0.0)

(b) Commonsense reasoning

Table 3: Spearman rank correlation and p -value between student performance and student model size.

Test Type	AQuA	AddSub	GSM8k	MultiArith	SVAMP	SingleEq
Spearman rank	-0.18 (0.3)	-0.09 (0.6)	-0.33 (0.1)	-0.63 (0.0)	-0.37 (0.0)	-0.12 (0.5)

(a) Mathematical reasoning

Test Type	ARC-c	ARC-e	BoolQ	Hellaswag	OBQA	PiQA	SiQA	Winogrande
Spearman rank	-0.12 (0.5)	-0.19 (0.3)	0.21 (0.2)	0.08 (0.7)	-0.32 (0.1)	-0.02 (0.9)	-0.21 (0.2)	0.12 (0.5)

(b) Commonsense reasoning

Table 4: Spearman rank correlation and p -value between student performance and teacher-student agreement.

a task-unaware teacher can significantly degrade student performance. The post-distillation performance of the student model can drop up to 40%, if the teacher is not fine-tuned on downstream domain.

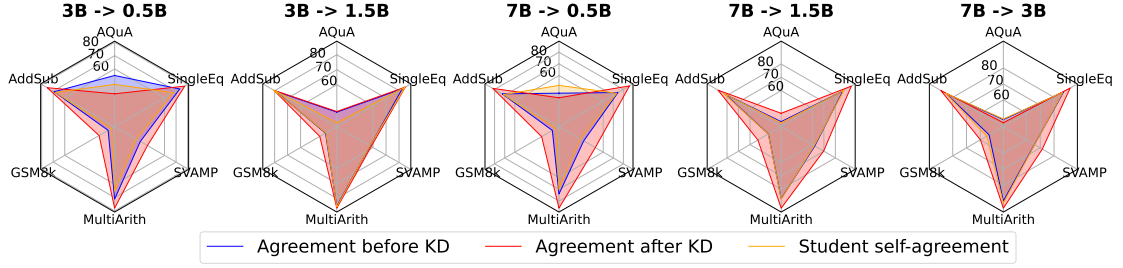
Does KD depend on student model size? Table 3 shows a strong negative correlation (-0.66 , p -value=0.0) between KD improvement and student size, indicating diminishing returns as model size increases. This trend is most pronounced in MultiArith (-0.83 , p -value=0.0), AddSub (-0.64 , p -value=0.0) and SingleEq (-0.59 , p -value=0.0), where larger models already possess strong reasoning capabilities. In commonsense reasoning, similar effect is observed (-0.54 , p -value=0.0). These results confirm that KD benefits smaller LMs significantly, while larger LMs see diminishing returns as they already exhibit strong reasoning.

How does KD impair teacher-student agreement? Figure 3 and Figure 8 of Appendix B

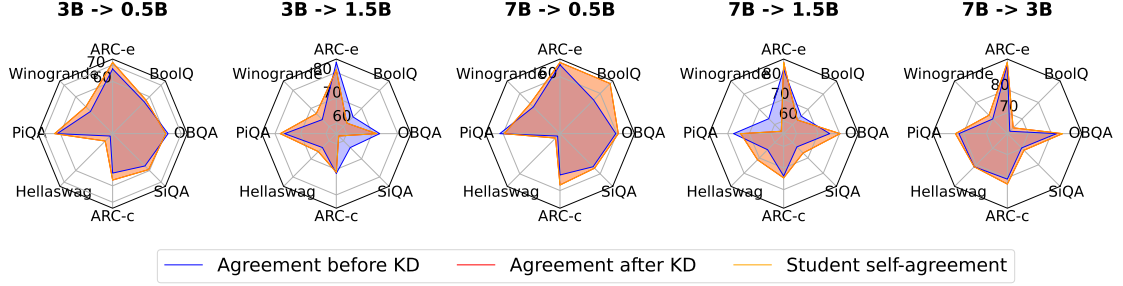
show that post-KD agreement between student and teacher models declines as student size increases. Smaller models (e.g., Qwen-0.5B and Qwen-1.5B) exhibit higher agreement with larger Qwen-14B model in structured mathematical tasks like AddSub (89.1%) and MultiArith (94.5%), indicating effective transfer of well-defined rules. Table 4a reveals that higher agreement does not always translate to better student performance (e.g., negative correlation for MultiArith and SVAMP) suggesting that effective students deviate from teacher outputs rather than mimicking them. For commonsense reasoning (reported in Table 4b), the correlation between teacher-student agreement and the student performance remains weak, indicating statistically insignificant correlation.

How does KD impair teacher-student fidelity?

Teacher-student fidelity, measuring alignment in reasoning patterns, varies by model size and distillation method. While KD improves fidelity over



(a) Mathematical reasoning tasks



(b) Commonsense reasoning tasks

Figure 3: Student agreement with teacher before KD and after KD on (a) mathematical and (b) commonsense reasoning tasks. We also highlight the student’s self-agreement between the before and after KD outputs. Results with Qwen-14B and LLaMA-8B teachers are highlighted in Figures 8 and 10 of Appendix B, respectively.

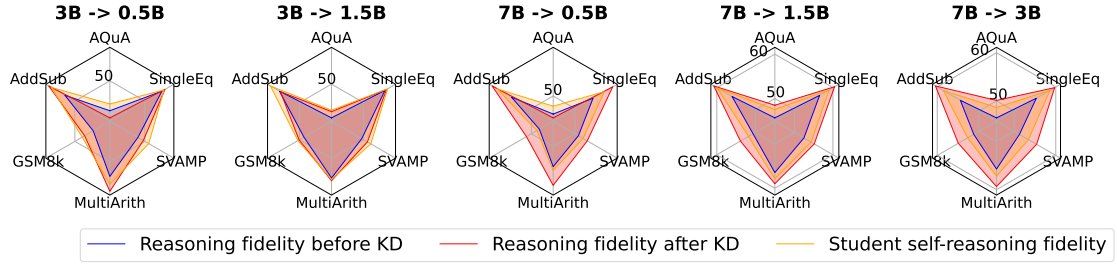


Figure 4: Student reasoning fidelity with teacher model on mathematical reasoning tasks. We omit the commonsense reasoning tasks for this analysis as the reasoning steps are not generated. Results with Qwen-14B and LLaMA-8B teacher are highlighted in Figures 9 and 11 of Appendix B, respectively.

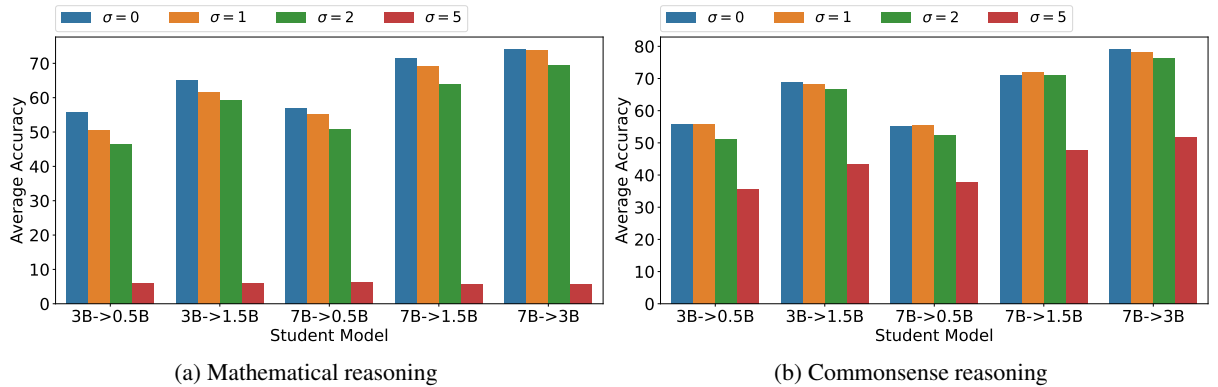


Figure 5: Impact of teacher input noise scale (σ) on student’s downstream performance on (a) mathematical and (b) commonsense reasoning tasks.

SFT (Figure 4), Table 5 indicates weak correlations between fidelity and student performance, implying that strict imitation does not necessarily en-

hance performance. For instance, AddSub (0.01, p -value=1.0) and GSM8k (0.01, p -value=0.9) show low correlations, reinforcing that high fidelity alone

Test Type	AQuA	AddSub	GSM8k	MultiArith	SVAMP	SingleEq
Spearman rank	-0.09 (0.6)	0.01 (1.0)	0.01 (0.9)	-0.25 (0.1)	-0.07 (0.7)	-0.12 (0.5)

Table 5: Spearman rank correlation and p -value between student performance and teacher-student fidelity.

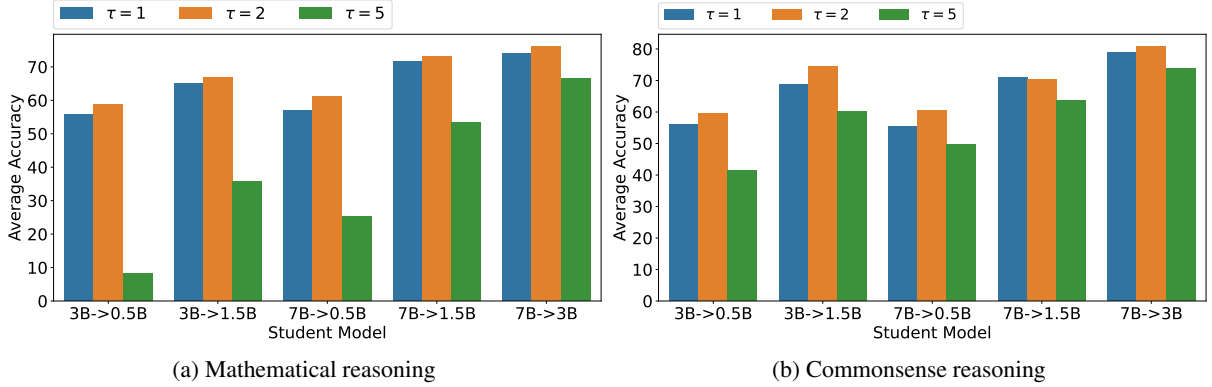


Figure 6: Impact of smoothing factor (τ) on student’s downstream performance on mathematical (a) and commonsense (b) reasoning tasks.

is not a reliable predictor of KD effectiveness. Error analysis in Table 9 of Appendix C further highlights the feeble connection between teacher-student fidelity and student generalization.

Impact of noisy teacher signals on KD. Considering the low fidelity of KD despite its improvements in generalization, we investigate the significance of teacher signals by injecting Gaussian noise ($\epsilon \sim \mathcal{N}(0, \sigma)$) into teacher logits before distillation. Figure 5 shows that increasing σ from 0 (no noise) to 1 slightly reduces performance (e.g., Qwen-3B \rightarrow Qwen-1.5B drops by 3.6%). A further increase to $\sigma = 2$ continues the decline (e.g., Qwen-7B \rightarrow Qwen-3B falls by 4.7%). At $\sigma = 5$, performance collapses, with Qwen-3B \rightarrow Qwen-0.5B plummeting from 55.87% to 5.85%, confirming that excessive noise disrupts knowledge transfer. Commonsense reasoning follows a similar trend but is slightly more robust, with Qwen-3B \rightarrow Qwen-1.5B maintaining 66.62% at $\sigma = 2$ compared to its mathematical counterpart (59.26%). However, at $\sigma = 5$, performance sharply declines (e.g., Qwen-7B \rightarrow Qwen-3B drops from 78.94% to 51.76%), reinforcing that moderate noise may aid generalization, but excessive noise severely impairs KD.

Impact of temperature smoothing. Figure 6 highlights that temperature (τ) significantly impacts KD effectiveness. A moderate $\tau = 2$ consistently yields the best results across both reasoning types. In mathematical reasoning tasks, increasing τ from 1 to 2 improves all models (e.g., Qwen-3B \rightarrow Qwen-1.5B rises from 65.09% to 66.93%, Qwen-7B \rightarrow Qwen-3B reaches 75.95%). How-

ever, $\tau = 5$ leads to severe performance drops, especially for smaller students (e.g., Qwen-3B \rightarrow Qwen-0.5B drops to 8.3%), indicating that excessive smoothing weakens the learning signal. Larger students tolerate higher temperatures better (e.g., Qwen-7B \rightarrow Qwen-3B retains 66.51% at $\tau = 5$). Commonsense reasoning follows a similar pattern, but performance degradation at $\tau = 5$ is less severe compared to mathematical tasks. These findings emphasize that temperature tuning is crucial, with optimal τ values varying by student size and task complexity.

6 Conclusion

This paper elaborated the impact of KD on small LMs, considering factors like teacher performance, student size, and distillation methods across mathematical and commonsense reasoning tasks. Results showed that KD significantly benefits smaller models, but its effectiveness diminishes with increasing model size. Teacher domain adaptation played a more critical role than teacher performance in KD success, particularly for structured reasoning tasks. Surprisingly, higher teacher-student agreement did not always correlate with better student performance, especially in complex reasoning tasks where strong students often deviated from teacher outputs. These findings underscore the need for task-aware KD strategies and adaptive distillation techniques tailored to student learning dynamics. Future research should explore alternative KD objectives, self-distillation mechanisms, and refined teacher-student alignment strategies to improve both performance and reasoning fidelity.

Limitation

While this study provides a comprehensive evaluation of KD across diverse reasoning tasks, certain aspects remain open for further exploration. Firstly, our experiments focus on a select set of reasoning tasks, and while the findings generalize well within these domains, future work could extend the analysis to broader task distributions, including multimodal learning and domain-specific applications. Secondly, while we investigate multiple KD techniques, our study primarily evaluates teacher-student distillation in a single-step process; iterative and multi-teacher KD frameworks may further enhance performance and warrant deeper investigation.

Ethical Considerations

We acknowledge the potential ethical concerns associated with knowledge distillation, such as the risk of bias propagation from teacher models to students and the possible loss of interpretability in distilled models. Our analysis highlights cases where KD enhances accuracy but does not always preserve reasoning fidelity, raising concerns about trustworthiness in critical applications. To mitigate these risks, we encourage the development of more interpretable KD techniques and stress the importance of evaluating distilled models not only for performance but also for fairness, robustness, and alignment with human reasoning.

References

- Rishabh Agarwal, Nino Vieillard, Yongchao Zhou, Piotr Stanczyk, Sabela Ramos Garea, Matthieu Geist, and Olivier Bachem. 2024. On-policy distillation of language models: Learning from self-generated mistakes. In *The Twelfth International Conference on Learning Representations*.
- Raed Alharbi, Minh N Vu, and My T Thai. 2021. Learning interpretation with explainable knowledge distillation. In *2021 IEEE International Conference on Big Data (Big Data)*, pages 705–714. IEEE.
- Yonatan Bisk, Rowan Zellers, Ronan Le Bras, Jianfeng Gao, and Yejin Choi. 2020. Piqa: Reasoning about physical commonsense in natural language. In *Thirty-Fourth AAAI Conference on Artificial Intelligence*.
- Christopher Clark, Kenton Lee, Ming-Wei Chang, Tom Kwiatkowski, Michael Collins, and Kristina Toutanova. 2019. Boolq: Exploring the surprising difficulty of natural yes/no questions. *arXiv preprint arXiv:1905.10044*.
- Peter Clark, Isaac Cowhey, Oren Etzioni, Tushar Khot, Ashish Sabharwal, Carissa Schoenick, and Oyvind Tafjord. 2018. Think you have solved question answering? try arc, the ai2 reasoning challenge. *arXiv:1803.05457v1*.
- Karl Cobbe, Vineet Kosaraju, Mohammad Bavarian, Mark Chen, Heewoo Jun, Lukasz Kaiser, Matthias Plappert, Jerry Tworek, Jacob Hilton, Reiichiro Nakano, et al. 2021. Training verifiers to solve math word problems. *arXiv preprint arXiv:2110.14168*.
- DeepSeek-AI, Aixin Liu, Bei Feng, Bing Xue, Bingxuan Wang, Bochao Wu, Chengda Lu, Chenggang Zhao, Chengqi Deng, Chenyu Zhang, Chong Ruan, Damai Dai, Daya Guo, Dejian Yang, Deli Chen, Dongjie Ji, Erhang Li, Fangyun Lin, Fucong Dai, Fuli Luo, Guangbo Hao, Guanting Chen, Guowei Li, H. Zhang, Han Bao, Hanwei Xu, Haocheng Wang, Haowei Zhang, Honghui Ding, Huajian Xin, Huazuo Gao, Hui Li, Hui Qu, J. L. Cai, Jian Liang, Jianzhong Guo, Jiaqi Ni, Jiashi Li, Jiawei Wang, Jin Chen, Jingchang Chen, Jingyang Yuan, Junjie Qiu, Junlong Li, Junxiao Song, Kai Dong, Kai Hu, Kaige Gao, Kang Guan, Kexin Huang, Kuai Yu, Lean Wang, Lecong Zhang, Lei Xu, Leyi Xia, Liang Zhao, Litong Wang, Liyue Zhang, Meng Li, Miaojuan Wang, Mingchuan Zhang, Minghua Zhang, Minghui Tang, Mingming Li, Ning Tian, Panpan Huang, Peiyi Wang, Peng Zhang, Qiancheng Wang, Qihao Zhu, Qinyu Chen, Qiusi Du, R. J. Chen, R. L. Jin, Ruiqi Ge, Ruisong Zhang, Ruizhe Pan, Runji Wang, Runxin Xu, Ruoyu Zhang, Ruyi Chen, S. S. Li, Shanghao Lu, Shangyan Zhou, Shanhuang Chen, Shaoqing Wu, Shengfeng Ye, Shengfeng Ye, Shirong Ma, Shiyu Wang, Shuang Zhou, Shuiping Yu, Shunfeng Zhou, Shuting Pan, T. Wang, Tao Yun, Tian Pei, Tianyu Sun, W. L. Xiao, Wangding Zeng, Wanbiao Zhao, Wei An, Wen Liu, Wenfeng Liang, Wenjun Gao, Wenqin Yu, Wentao Zhang, X. Q. Li, Xiangyue Jin, Xianzu Wang, Xiao Bi, Xiaodong Liu, Xiaohan Wang, Xiaojin Shen, Xiaokang Chen, Xiaokang Zhang, Xiaosha Chen, Xiaotao Nie, Xiaowen Sun, Xiaoxiang Wang, Xin Cheng, Xin Liu, Xin Xie, Xingchao Liu, Xingkai Yu, Xinnan Song, Xinxia Shan, Xinyi Zhou, Xinyu Yang, Xinyuan Li, Xuecheng Su, Xuheng Lin, Y. K. Li, Y. Q. Wang, Y. X. Wei, Y. X. Zhu, Yang Zhang, Yanhong Xu, Yanhong Xu, Yanping Huang, Yao Li, Yao Zhao, Yaofeng Sun, Yaohui Li, Yaohui Wang, Yi Yu, Yi Zheng, Yichao Zhang, Yifan Shi, Yiliang Xiong, Ying He, Ying Tang, Yishi Piao, Yisong Wang, Yixuan Tan, Yiyang Ma, Yiyuan Liu, Yongqiang Guo, Yu Wu, Yuan Ou, Yuchen Zhu, Yudian Wang, Yue Gong, Yuheng Zou, Yujia He, Yukun Zha, Yunfan Xiong, Yunxian Ma, Yuting Yan, Yuxiang Luo, Yuxiang You, Yuxuan Liu, Yuyang Zhou, Z. F. Wu, Z. Z. Ren, Zehui Ren, Zhangli Sha, Zhe Fu, Zhean Xu, Zhen Huang, Zhen Zhang, Zhenda Xie, Zhengyan Zhang, Zhewen Hao, Zhibin Gou, Zhicheng Ma, Zhigang Yan, Zhihong Shao, Zhipeng Xu, Zhiyu Wu, Zhongyu Zhang, Zhuoshu Li, Zihui Gu, Zijia Zhu, Zijun Liu, Zilin Li, Ziwei Xie, Ziyang Song, Ziyi Gao, and Zizheng Pan. 2024. [Deepseek-v3 technical report](#). *Preprint*, arXiv:2412.19437.

- Lei Deng, Guoqi Li, Song Han, Luping Shi, and Yuan Xie. 2020. Model compression and hardware acceleration for neural networks: A comprehensive survey. *Proceedings of the IEEE*, 108(4):485–532.
- Abhimanyu Dubey, Abhinav Jauhri, Abhinav Pandey, Abhishek Kadian, Ahmad Al-Dahle, Aiesha Letman, Akhil Mathur, Alan Schelten, Amy Yang, Angela Fan, et al. 2024. The llama 3 herd of models. *arXiv preprint arXiv:2407.21783*.
- Tommaso Furlanello, Zachary Lipton, Michael Tschanen, Laurent Itti, and Anima Anandkumar. 2018. Born again neural networks. In *International conference on machine learning*, pages 1607–1616. PMLR.
- Yuxian Gu, Li Dong, Furu Wei, and Minlie Huang. 2024. Minillm: Knowledge distillation of large language models. In *The Twelfth International Conference on Learning Representations*.
- Chenqi Guo, Shiwei Zhong, Xiaofeng Liu, Qianli Feng, and Yinglong Ma. 2025. Why does knowledge distillation work? rethink its attention and fidelity mechanism. *Expert Systems with Applications*, 262:125579.
- Geoffrey Hinton, Oriol Vinyals, and Jeff Dean. 2015. Distilling the knowledge in a neural network. *arXiv preprint arXiv:1503.02531*.
- Mohammad Javad Hosseini, Hannaneh Hajishirzi, Oren Etzioni, and Nate Kushman. 2014. Learning to solve arithmetic word problems with verb categorization. In *Proceedings of the 2014 Conference on Empirical Methods in Natural Language Processing (EMNLP)*, pages 523–533.
- Edward J Hu, Yelong Shen, Phillip Wallis, Zeyuan Allen-Zhu, Yanzhi Li, Shean Wang, Lu Wang, and Weizhu Chen. 2021. Lora: Low-rank adaptation of large language models. *arXiv preprint arXiv:2106.09685*.
- Zhiqiang Hu, Lei Wang, Yihuai Lan, Wanyu Xu, Ee-Peng Lim, Lidong Bing, Xing Xu, Soujanya Poria, and Roy Ka-Wei Lee. 2023. Llm-adapters: An adapter family for parameter-efficient fine-tuning of large language models. *arXiv preprint arXiv:2304.01933*.
- Yoon Kim and Alexander M Rush. 2016. Sequence-level knowledge distillation. *arXiv preprint arXiv:1606.07947*.
- Rik Koncel-Kedziorski, Hannaneh Hajishirzi, Ashish Sabharwal, Oren Etzioni, and Siena Dumas Ang. 2015. Parsing algebraic word problems into equations. *Transactions of the Association for Computational Linguistics*, 3:585–597.
- Rik Koncel-Kedziorski, Subhro Roy, Aida Amini, Nate Kushman, and Hannaneh Hajishirzi. 2016. **MAWPS: A math word problem repository**. In *Proceedings of the 2016 Conference of the North American Chapter of the Association for Computational Linguistics: Human Language Technologies*, pages 1152–1157, San Diego, California. Association for Computational Linguistics.
- Wang Ling, Dani Yogatama, Chris Dyer, and Phil Blunsom. 2017. Program induction by rationale generation: Learning to solve and explain algebraic word problems. In *Proceedings of the 55th Annual Meeting of the Association for Computational Linguistics (Volume 1: Long Papers)*, pages 158–167.
- Todor Mihaylov, Peter Clark, Tushar Khot, and Ashish Sabharwal. 2018. Can a suit of armor conduct electricity? a new dataset for open book question answering. In *EMNLP*.
- Utkarsh Ojha, Yuheng Li, Anirudh Sundara Rajan, Yingyu Liang, and Yong Jae Lee. 2023. What knowledge gets distilled in knowledge distillation? *Advances in Neural Information Processing Systems*, 36:11037–11048.
- Kishore Papineni, Salim Roukos, Todd Ward, and Wei-Jing Zhu. 2002. Bleu: a method for automatic evaluation of machine translation. In *Proceedings of the 40th annual meeting of the Association for Computational Linguistics*, pages 311–318.
- Arkil Patel, Satwik Bhattamishra, and Navin Goyal. 2021. Are nlp models really able to solve simple math word problems? *arXiv preprint arXiv:2103.07191*.
- Leonardo Ranaldi and Andre Freitas. 2024. Aligning large and small language models via chain-of-thought reasoning. In *Proceedings of the 18th Conference of the European Chapter of the Association for Computational Linguistics (Volume 1: Long Papers)*, pages 1812–1827.
- Adriana Romero, Nicolas Ballas, Samira Ebrahimi Kahou, Antoine Chassang, Carlo Gatta, and Yoshua Bengio. 2014. Fitnets: Hints for thin deep nets. *arXiv preprint arXiv:1412.6550*.
- Subhro Roy and Dan Roth. 2015. Solving general arithmetic word problems. In *Proceedings of the 2015 Conference on Empirical Methods in Natural Language Processing*, pages 1743–1752.
- Keisuke Sakaguchi, Ronan Le Bras, Chandra Bhagavatula, and Yejin Choi. 2021. Winogrande: An adversarial winograd schema challenge at scale. *Communications of the ACM*, 64(9):99–106.
- Maarten Sap, Hannah Rashkin, Derek Chen, Ronan Le Bras, and Yejin Choi. 2019. **Social IQa: Commonsense reasoning about social interactions**. In *Proceedings of the 2019 Conference on Empirical Methods in Natural Language Processing and the 9th International Joint Conference on Natural Language Processing (EMNLP-IJCNLP)*, pages 4463–4473, Hong Kong, China. Association for Computational Linguistics.

Samuel Stanton, Pavel Izmailov, Polina Kirichenko, Alexander A Alemi, and Andrew G Wilson. 2021. Does knowledge distillation really work? *Advances in Neural Information Processing Systems*, 34:6906–6919.

Yijun Tian, Yikun Han, Xiushi Chen, Wei Wang, and Nitesh V Chawla. 2024. Beyond answers: Transferring reasoning capabilities to smaller llms using multi-teacher knowledge distillation.

Thomas Wolf, Lysandre Debut, Victor Sanh, Julien Chaumond, Clement Delangue, Anthony Moi, Pierric Cistac, Tim Rault, Rémi Louf, Morgan Funtowicz, Joe Davison, Sam Shleifer, Patrick von Platen, Clara Ma, Yacine Jernite, Julien Plu, Canwen Xu, Teven Le Scao, Sylvain Gugger, Mariama Drame, Quentin Lhoest, and Alexander M. Rush. 2020. [Transformers: State-of-the-art natural language processing](#). In *Proceedings of the 2020 Conference on Empirical Methods in Natural Language Processing: System Demonstrations*, pages 38–45, Online. Association for Computational Linguistics.

An Yang, Baosong Yang, Beichen Zhang, Binyuan Hui, Bo Zheng, Bowen Yu, Chengyuan Li, Dayiheng Liu, Fei Huang, Haoran Wei, Huan Lin, Jian Yang, Jianhong Tu, Jianwei Zhang, Jianxin Yang, Jiaxi Yang, Jingren Zhou, Junyang Lin, Kai Dang, Keming Lu, Keqin Bao, Kexin Yang, Le Yu, Mei Li, Mingfeng Xue, Pei Zhang, Qin Zhu, Rui Men, Runji Lin, Tianhao Li, Tingyu Xia, Xingzhang Ren, Xuancheng Ren, Yang Fan, Yang Su, Yichang Zhang, Yu Wan, Yuqiong Liu, Zeyu Cui, Zhenru Zhang, and Zihan Qiu. 2024. Qwen2.5 technical report. *arXiv preprint arXiv:2412.15115*.

Shan You, Chang Xu, Chao Xu, and Dacheng Tao. 2017. Learning from multiple teacher networks. In *Proceedings of the 23rd ACM SIGKDD international conference on knowledge discovery and data mining*, pages 1285–1294.

Rowan Zellers, Ari Holtzman, Yonatan Bisk, Ali Farhadi, and Yejin Choi. 2019. Hellaswag: Can a machine really finish your sentence? *arXiv preprint arXiv:1905.07830*.

Qihuang Zhong, Liang Ding, Li Shen, Juhua Liu, Bo Du, and Dacheng Tao. 2024. Revisiting knowledge distillation for autoregressive language models. *arXiv preprint arXiv:2402.11890*.

Xunyu Zhu, Jian Li, Yong Liu, Can Ma, and Weiping Wang. 2023. A survey on model compression for large language models. *arXiv preprint arXiv:2308.07633*.

A Datasets

The Mathematical Reasoning benchmark consists of the following datasets:

- GSM8K(Grade School Math 8k) ([Cobbe et al., 2021](#)) - This dataset consists of basic math

problems from grade school that require multi-step reasoning.

- SVAMP(Simple Variations on Arithmetic Math word Problems) ([Patel et al., 2021](#)) - This is a challenge set that tests a model across different aspects of Math Word Problems like testing whether a model is Question sensitive, has robust reasoning ability or is invariant to structural alterations in questions.
- MultiArith ([Roy and Roth, 2015](#)) - This dataset consists of arithmetic problems with multiple steps and basic mathematical operations.
- AddSub ([Hosseini et al., 2014](#)) - This dataset consists of arithmetic problems involving just addition and subtraction.
- AQuA ([Ling et al., 2017](#)) - This dataset consists of algebraic word problems with answer rationales.
- SingleEq ([Koncel-Kedziorski et al., 2015](#)) - This dataset contains math word problems that can be expressed in a single equation.
- Math10K ([Hu et al., 2023](#)) - This dataset contains training examples from GSM8K, AQuA, MAWPS and MAWPS-single ([Koncel-Kedziorski et al., 2016](#)). The original training examples only contain equations and final answers. Hence the authors used ChatGPT to generate intermediate reasoning steps for each training example to curate the final Math10K dataset.

The Commonsense reasoning benchmark consists of the following datasets:

- Hellaswag ([Zellers et al., 2019](#)) - This dataset is used for evaluating commonsense NLI. Authors use Adversarial Filtering to select a challenging set of examples.
- Winogrande ([Sakaguchi et al., 2021](#)) - This dataset contains fill-in-the blank problems that are inspired by the original Winograd Schema Challenge, but modified to improve scale and robustness against dataset-specific bias. Given two options, the goal is to choose the right option for a given sentence which requires commonsense reasoning.
- ARC ([Clark et al., 2018](#)) - This dataset contains multiple-choice question answers from grade school science exams. The dataset is

split into "Challenge set" and "Easy set", with the "Challenge" set including only those examples that were incorrectly answered by both a retrieval-based algorithm and a word co-occurrence algorithm.

- OBQA (Open Book Question Answering) (Mihaylov et al., 2018) - This is a new kind of question-answer dataset that is modeled after open-book exams. It contains questions that need multi-step reasoning and broad common knowledge to answer them.
- BoolQ (Clark et al., 2019) - This dataset contains questions that can be answered with either a yes or no as the answer. The questions are gathered from queries to the google search engine. They are filtered and annotated by humans.
- PiQA (Physical Interaction Question Answering) (Bisk et al., 2020) - This dataset introduces the task of physical commonsense reasoning to investigate physical knowledge of models.
- SiQA (Social Interaction Question Answering) (Sap et al., 2019) - This dataset is used for testing social commonsense intelligence. It contains questions related to a wide variety of social interactions. Answer options include both human curated answers and machine generated answers.
- Commonsense-15K (Hu et al., 2023) - This dataset contains examples from BoolQ, PiQA, SiQA, Hellaswag, Winogrande, ARC-e, ARC-c and OBQA. Authors use a structured template by first describing the particular task’s goal, followed by the content and answer of the example.

The train/val/test dataset splits for mathematical and commonsense reasoning datasets are highlighted in Table 6a and 6b, respectively.

B Results

Impact of KD on student generalization. We report the detailed results for SFT, SeqKD, RevKD and GKD of all teacher-student combinations for Math Reasoning tasks in Table 7 and Commonsense reasoning tasks in Table 8. RevKD consistently delivers the best performance, with Qwen-3B distilled from Qwen-7B achieving 76.91%, outperforming SeqKD (73.96%) and GKD (76.18%).

Dataset	# train	# validation	# test
Math10k	10K	500	-
GSM8K	8.8K	-	1319
SVAMP	-	-	1000
MultiArith	-	-	600
AddSub	-	-	395
AQuA	1K	-	254
SingleEq	-	-	508

(a) Mathematical reasoning tasks

Dataset	# train	# validation	# test
Commonsense15K	15K	500	-
Hellaswag	3.5K	-	10K
Winogrande	5.5K	-	1.2K
ARC-c	100	-	1.1K
ARC-e	200	-	2.3K
OBQA	500	-	500
BoolQ	800	-	3.2K
PiQA	1.5K	-	2K
SiQA	3K	-	2K

(b) Commonsense reasoning tasks

Table 6: Dataset splits for all tasks.

However, larger student models benefit less from KD, as seen in Qwen-7B distilled from Qwen-14B, which only shows a marginal improvement over its fine-tuned counterpart (77.81% → 78.02%). Structured tasks such as MultiArith and SingleEq exhibit the highest gains, often exceeding 90% accuracy, indicating that KD effectively transfers arithmetic-based reasoning. Conversely, AQuA and GSM8K remain more challenging, particularly for smaller students, highlighting that complex multi-step reasoning is harder to distill. Additionally, the results suggest that KD effectiveness does not depend on model architecture, as LLaMA-based students benefit similarly from KD, with LLaMA-1B distilled from LLaMA-8B with GKD achieving 54.03% improving the SFT model by 12%. Finally, distillation from stronger teachers improves student performance, but not linearly, as Qwen-3B distilled from Qwen-7B performs almost as well as when distilled from Qwen-14B, reinforcing that teacher expertise matters more than sheer size. Overall, these findings underscore that KD significantly enhances smaller models’ reasoning capabilities, but diminishing returns appear for larger models, necessitating adaptive KD strategies tailored to student capacity and task complexity.

On commonsense reasoning tasks also RevKD generally outperforms other KD methods, with

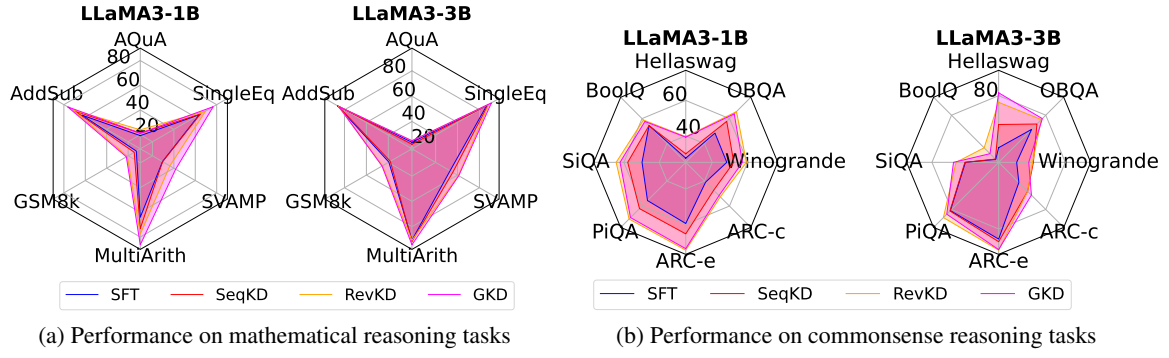


Figure 7: Performance of LLaMA-3 student models on different mathematical (a) and commonsense (b) reasoning tasks without and with distillation from LLaMA-3-8B model.

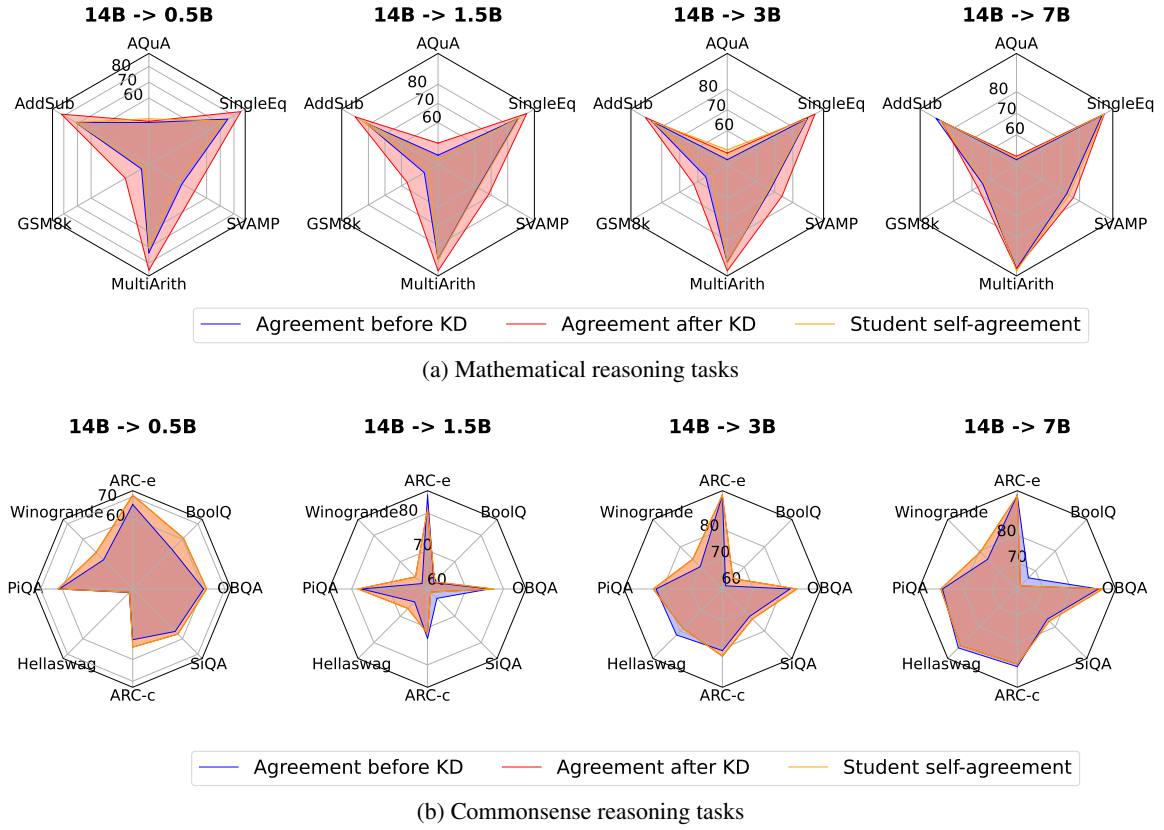


Figure 8: Student agreement with Qwen-14B teacher.

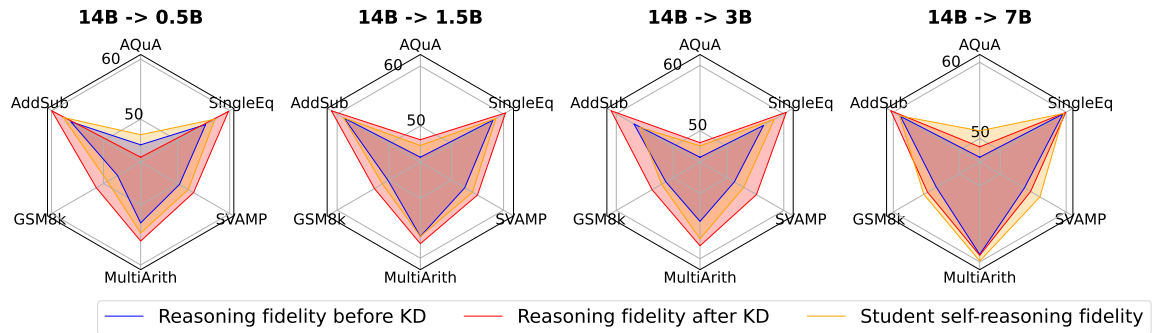


Figure 9: Student reasoning fidelity for Qwen-14B teacher model.

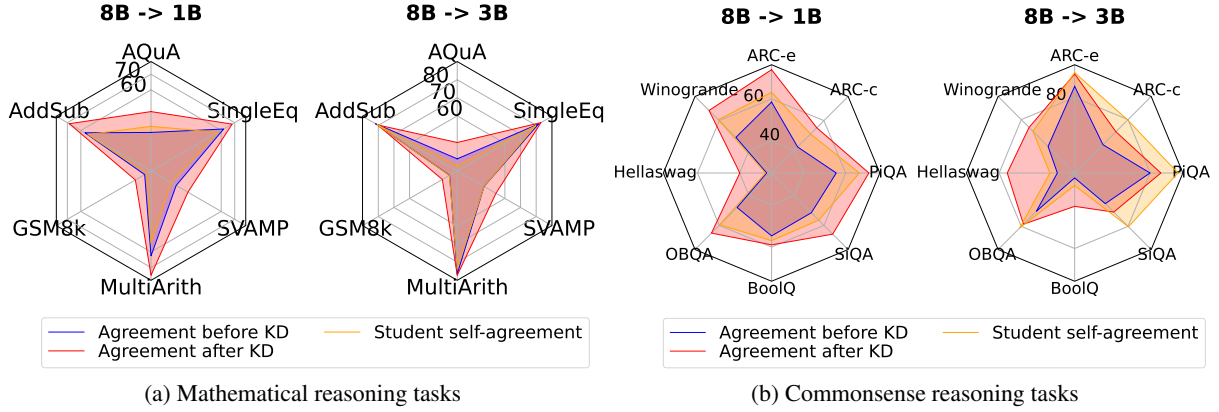


Figure 10: Student agreement with LLaMA-3-8B teacher.

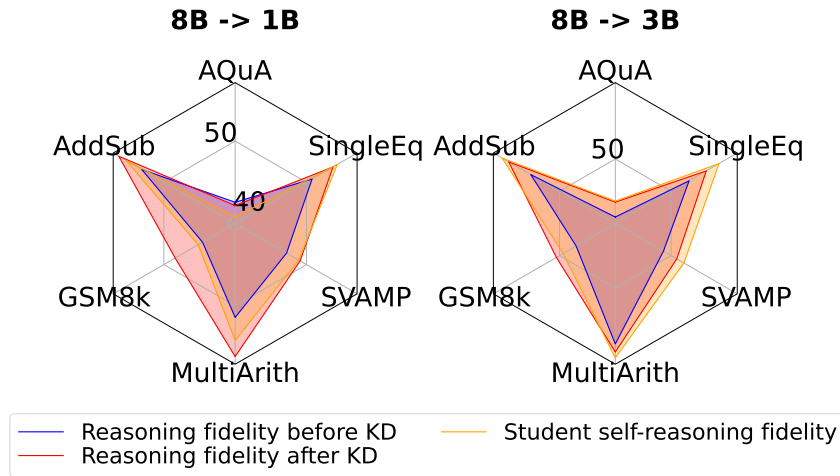


Figure 11: Student reasoning fidelity for LLaMA-3-8B teacher model.

Qwen-7B distilled from Qwen-14B achieving 85.26%, surpassing both SeqKD (83.55%) and GKD (84.90%). Similarly, Qwen-3B distilled from Qwen-14B using RevKD reaches 80.79%, showing a consistent advantage over SeqKD (78.77%) and GKD (80.38%). Larger models like Qwen-7B exhibit only marginal gains post-distillation, indicating that they already possess strong commonsense reasoning capabilities. Structured tasks such as ARC-e, ARC-c, and PiQA benefit most from KD, as they involve multiple-choice reasoning, where teacher guidance is transferred effectively. However, open-ended tasks such as BoolQ and SiQA show smaller improvements, suggesting that KD is less effective in distilling nuanced, context-dependent reasoning. Additionally, LLaMA-based models benefit similarly from KD with LLaMA-1B and LLaMA-3B RevKD models improving their SFT counterparts by 12.7% and 4.8% respectively. This reaffirms that although KD effectiveness depends on model size, it does not depend

on pre-training differences or reasoning architectures. Overall, these findings underscore that KD is highly effective for commonsense reasoning in smaller models but offers diminishing returns for larger models, necessitating more adaptive distillation strategies for complex reasoning tasks.

Teacher-student agreement. Figure 8 and 10 highlights the key differences between SFT, KD, and self-agreement across various mathematical and commonsense reasoning tasks for Qwen-14B and LLaMA-8B teacher models, respectively. Generally, KD enhances agreement between the teacher and student compared to SFT, with improvements most pronounced in smaller student models. For instance, in the LLaMA-1B model, agreement in MultiArith improves from 62.5% (SFT) to 71.5% (KD), and in GSM8K from 12.66% to 14.02%. Similarly, for Qwen2.5-0.5B distilled from Qwen2.5-14B, KD increases agreement in AddSub (71.39% to 81.77%) and Mul-

tiArith (73.67% to 84.67%). However, as student models grow larger, agreement gains diminish, with Qwen2.5-7B showing marginal improvements in GSM8K and SingleEq. Interestingly, self-agreement, which measures alignment between SFT and KD versions of the same student, exhibits lower scores than KD-teacher agreement, suggesting that knowledge distillation introduces distinct learning patterns. For instance, in the Qwen2.5-0.5B model, self-agreement in GSM8K drops from 34.95% (KD) to 20.92%, and in MultiArith from 84.67% to 70.67%.

Similarly on commonsense reasoning tasks, KD improves agreement over SFT, particularly in smaller student models. For instance, in the Qwen2.5-0.5B model distilled from Qwen2.5-14B, agreement in ARC-c increases from 50.94% (SFT) to 54.35% (KD) while in ARC-e, it improves from 66.45% to 70.74%. However, the impact of KD is less pronounced in larger students, with Qwen2.5-7B showing only marginal gains across most tasks. Interestingly, in higher-complexity datasets like Hellaswag, Winogrande, and BoolQ, KD does not always lead to a significant increase in agreement.

Teacher-student fidelity. Figure 9 and 11 illustrates the teacher-student fidelity for Qwen-14B and LLaMA-8B teacher models, respectively. The reasoning fidelity analysis highlights how closely student models replicate their teacher’s reasoning process post-distillation. Across all models, KD improves fidelity over SFT, demonstrating that knowledge transfer enhances reasoning similarity. With Qwen2.5-0.5B model distilled from Qwen2.5-14B, fidelity in GSM8K increases from 47.31% (SFT) to 51.39% (KD), and in SingleEq, it improves from 55.35% to 59.76%. Similarly, for the larger Qwen2.5-3B model, fidelity scores increase across tasks, such as MultiArith (from 54.28% to 58.01%) and SVAMP (from 51.28% to 55.18%). However, the improvements are modest for larger students, suggesting that they develop their own reasoning strategies instead of strictly mimicking the teacher.

Self-fidelity, which measures the similarity between a KD-trained student and its SFT-trained counterpart, follows a different trend. While self-fidelity remains high, it is often lower than KD-teacher fidelity, particularly in tasks like GSM8K and AQuA, where the reasoning process shifts post-KD. For instance, in Qwen2.5-3B and Qwen2.5-1.5B, self-fidelity is typically 2% lower than KD-teacher fidelity, indicating that the knowledge trans-

fer process alters reasoning dynamics slightly.

This suggests that while KD effectively aligns student reasoning with the teacher, it also induces modifications in reasoning strategies, particularly in smaller models. Overall, the results indicate that KD enhances reasoning similarity but does not necessarily preserve the teacher’s exact decision-making process.

C Error Analysis

In Table 9, we show three examples from the validation set of the SVAMP dataset for a more detailed analysis. The student computes an incorrect final answer in the first two examples, while it gets the correct answer in the third example.

Examining the first example, we observe that the student model’s intermediate reasoning steps are accurate. The only error is the substitution of “37” for “33” in the tower’s block count. Despite the incorrect final answer, the student model’s reasoning steps are valid and align closely with the teacher model’s steps. This alignment is effectively captured by the high ‘fidelity’ score between the student and teacher output.

Similarly, in the second example, the student model computes “ 28×4 ” as “56” instead of the correct answer, “112”. However, the intermediate reasoning steps are accurate and align closely with the teacher model’s steps, resulting in a high fidelity score. This emphasis on the accuracy of the student model’s reasoning steps instills confidence in the model’s capabilities.

Conversely, in the third example, we observe that the intermediate reasoning steps of the student and teacher models are entirely different, yet both lead to the correct answer. Here, the final answer score plays a crucial role in evaluating the student’s performance.

Teacher	Student	Method	GSM8K	SVAMP	MultiArith	SingleEq	AddSub	AQuA	Average
	Qwen-0.5B	SFT	23.50	41.90	76.17	77.17	74.68	23.62	52.84
	Qwen-1.5B	SFT	49.05	66.60	89.83	89.17	84.56	25.98	67.53
	Qwen-3B	SFT	59.29	71.80	92.67	89.57	84.81	30.71	71.47
	Qwen-7B	SFT	69.98	80.20	96.83	94.88	91.14	33.86	77.81
	Qwen-14B	SFT	75.36	82.30	96.17	94.69	89.37	38.19	79.35
	Llama-1B	SFT	12.36	29.40	64.00	63.78	63.04	19.29	41.98
	Llama-3B	SFT	39.50	53.20	90.67	86.61	86.33	23.62	63.32
	Llama-8B	SFT	58.83	69.10	94.50	91.93	85.32	29.92	71.60
Qwen-3B	Qwen-0.5B	SeqKD	27.45	43.90	82.5	79.13	78.23	24.02	55.87
		RevKD	32.75	50.70	82.50	82.09	81.52	29.13	59.78
		GKD	29.04	47.00	84.33	83.27	76.96	21.65	57.04
	Qwen-1.5B	SeqKD	42.61	63.80	86.67	87.80	82.53	27.17	65.10
		RevKD	53.37	68.80	92.17	91.14	84.81	33.46	70.62
		GKD	48.14	64.70	91.67	91.34	86.08	29.92	68.64
Qwen-7B	Qwen-0.5B	SeqKD	27.37	46.60	83.67	81.30	76.71	25.59	56.87
		RevKD	35.18	54.70	88.67	88.39	85.57	25.98	63.08
		GKD	33.43	52.80	90.00	83.66	82.78	24.02	61.11
	Qwen-1.5B	SeqKD	50.57	68.10	95.00	94.09	86.33	35.04	71.52
		RevKD	59.21	76.70	96.67	95.87	90.38	30.71	74.92
		GKD	58.00	72.00	96.17	94.29	86.33	30.31	72.85
	Qwen-3B	SeqKD	62.70	75.60	96.17	93.90	87.85	27.56	73.96
		RevKD	69.90	78.70	97.33	92.52	88.35	34.65	76.91
		GKD	63.68	79.30	97.67	95.87	90.63	29.92	76.18
	Qwen-14B	SeqKD	28.43	44.6	86.17	81.50	78.23	22.44	56.90
		RevKD	35.78	53.80	87.17	87.60	83.80	31.10	63.21
		GKD	33.66	50.50	91.17	85.04	82.28	22.44	60.85
		SeqKD	50.34	66.10	93.00	91.93	87.59	30.31	69.88
		RevKD	59.89	73.10	96.50	93.70	89.87	29.53	73.77
		GKD	55.95	72.20	95.17	92.13	86.08	31.89	72.24
Qwen-14B	Qwen-3B	SeqKD	61.56	73.10	96.17	93.50	87.09	29.92	73.56
		RevKD	67.10	79.70	97.00	92.72	90.38	32.28	76.53
		GKD	63.38	77.10	96.33	95.08	89.37	34.25	75.92
	Qwen-7B	SeqKD	70.96	78.90	97.17	95.08	90.13	30.71	77.16
		RevKD	74.91	82.50	97.17	94.69	87.34	31.50	78.02
		GKD	72.02	80.60	96.50	94.88	88.61	34.65	77.88
Llama-8B	Llama-1B	SeqKD	14.33	29.50	73.17	64.76	69.87	21.26	45.48
		RevKD	20.77	36.30	77.67	69.69	71.65	24.02	50.02
		GKD	21.68	41.70	86.33	76.77	76.46	21.26	54.03
	Llama-3B	SeqKD	38.21	55.70	91.67	87.99	85.57	22.05	63.53
		RevKD	45.34	60.80	90.83	88.58	85.57	24.80	65.99
		GKD	45.72	61.10	94.33	90.94	85.06	24.80	66.99

Table 7: Performance of different KD methods on mathematical reasoning tasks.

Teacher	Student	Method	Hellaswag	BoolQ	SiQA	PiQA	ARC-e	ARC-c	Winogrande	OBQA	Average	
	Qwen-0.5B	SFT	29.90	53.91	53.84	60.50	67.00	50.94	47.91	59.40	52.92	
	Qwen-1.5B	SFT	63.90	61.28	63.25	76.93	85.40	72.18	59.51	75.00	69.68	
	Qwen-3B	SFT	81.91	59.79	71.08	81.56	92.42	80.12	68.90	82.60	77.30	
	Qwen-7B	SFT	91.19	66.76	74.72	87.81	94.61	87.80	74.35	89.40	83.33	
	Qwen-14B	SFT	94.39	71.47	77.99	90.70	96.93	92.41	82.79	94.60	87.66	
	Llama-1B	SFT	27.37	54.40	49.74	55.60	59.60	40.87	48.22	48.40	48.02	
	Llama-3B	SFT	65.01	61.99	70.37	80.47	82.91	69.03	65.98	74.20	71.25	
	Llama-8B	SFT	88.89	69.33	73.03	85.26	90.15	81.66	76.87	82.80	81.00	
Qwen-3B	Qwen-0.5B	SeqKD	33.66	56.42	57.68	62.30	71.97	54.44	50.99	59.60	55.88	
		RevKD	39.77	56.48	59.52	67.90	74.58	56.31	55.96	66.00	59.56	
		GKD	36.45	58.75	58.96	66.87	74.41	56.40	44.20	63.60	57.45	
	Qwen-1.5B	SeqKD	66.68	59.30	56.45	78.24	82.28	71.84	63.30	72.60	68.84	
		RevKD	16.72	50.83	66.53	50.60	84.47	69.88	56.43	77.80	59.16	
		GKD	72.12	58.47	69.70	79.82	89.14	76.11	63.38	81.00	73.72	
Qwen-7B	Qwen-0.5B	SeqKD	31.26	61.99	53.22	58.54	68.60	56.06	51.54	60.80	55.25	
		RevKD	44.13	58.04	60.29	69.15	75.17	57.34	54.54	67.20	60.73	
		GKD	39.42	55.72	60.80	66.87	74.49	54.61	51.54	65.40	58.61	
	Qwen-1.5B	SeqKD	70.71	60.67	66.22	73.56	87.71	73.21	54.30	81.00	70.92	
		RevKD	27.76	60.52	61.77	73.67	82.83	63.57	49.72	70.80	61.33	
		GKD	76.14	60.95	70.93	81.18	89.52	76.96	65.19	82.60	75.43	
	Qwen-3B	SeqKD	81.49	63.18	71.85	82.10	93.39	83.28	69.61	86.60	78.94	
		RevKD	60.23	65.35	74.87	84.33	94.28	83.36	72.45	89.00	77.98	
		GKD	11.67	57.92	74.67	81.12	93.52	82.25	71.35	85.60	69.76	
	Qwen-14B	Qwen-0.5B	SeqKD	29.13	60.52	54.91	61.86	71.09	53.75	51.70	61.80	55.59
			RevKD	37.27	26.79	57.88	64.04	72.52	55.55	53.75	65.20	54.12
			GKD	36.76	57.19	58.85	66.87	74.24	56.91	51.70	64.60	58.39
Qwen-1.5B		SeqKD	66.70	62.20	60.70	78.02	81.31	69.88	63.14	77.80	69.97	
		RevKD	72.63	63.91	71.34	82.15	89.77	77.13	63.69	82.60	75.40	
		GKD	76.59	62.42	71.14	80.63	88.80	77.22	64.33	81.80	75.37	
Qwen-3B		SeqKD	78.64	63.15	72.88	82.64	92.89	82.25	72.14	85.60	78.77	
		RevKD	86.09	65.14	75.84	84.17	93.52	83.62	72.14	85.80	80.79	
		GKD	86.57	65.23	73.85	83.08	93.77	83.28	72.69	84.60	80.38	
Qwen-7B		SeqKD	90.18	62.87	76.15	88.19	94.53	86.52	79.16	90.80	83.55	
		RevKD	92.44	69.91	79.12	88.47	95.50	88.74	78.30	89.60	85.26	
		GKD	92.60	68.93	77.38	87.81	95.20	87.88	78.77	90.60	84.90	
Llama-8B	Llama-1B	SeqKD	29.83	54.40	57.83	62.02	65.49	47.35	52.17	57.80	53.36	
		RevKD	39.52	58.87	64.38	70.35	74.71	52.65	59.35	65.60	60.68	
		GKD	39.24	57.68	62.18	69.21	73.86	51.62	57.06	63.80	59.33	
	Llama-3B	SeqKD	71.69	62.11	70.52	80.63	83.67	72.61	70.80	76.40	73.55	
		RevKD	78.08	66.70	73.08	83.30	86.11	72.61	70.56	78.20	76.08	
		GKD	80.83	64.31	73.80	81.94	85.94	74.15	69.46	78.60	76.13	

Table 8: Performance of different KD methods on commonsense reasoning tasks.

Instruction	Student KD Output	Teacher SFT Output	Fidelity
Randy has 37 blocks. He uses 33 blocks to build a tower and 13 blocks to build a house. How many more blocks did he use to build the tower than he did to build the house?	To find the difference between the number of blocks used to build the tower and the house, you can subtract the number of blocks used to build the house from the number of blocks used to build the tower. Here are the steps: 37 blocks - 13 blocks = 24 blocks Therefore, Randy used 24 more blocks to build the tower than he did to build the house.<lendofxtxt>	Step 1: Find the total number of blocks used 33 blocks (for the tower) + 13 blocks (for the house) = 46 blocks Step 2: Find the difference between the number of blocks used for the tower and the house 33 blocks (for the tower) - 13 blocks (for the house) = 20 blocks Therefore, Randy used 20 more blocks to build the tower than he did to build the house. The answer in Arabic numerals is 20.<lendofxtxt>	0.77
Robin has 28 packages of gum and 13 packages of candy. There are 4 pieces in each package. How many pieces of gum does Robin have?	To solve this problem, we need to use multiplication. 1. Identify the given information: Robin has 28 packages of gum and 13 packages of candy. Each package has 4 pieces of gum and candy. 2. Determine the operation needed to find the total number of pieces of gum: We need to multiply the number of packages of gum by the number of pieces of gum in each package. 3. Multiply: 28 by 4 to find the total number of pieces of gum. 56. The answer is 56. Therefore, Robin has 56 pieces of gum.<lendofxtxt>	To solve this problem, we need to use multiplication. 1. Multiply the number of packages of gum by the number of pieces in each package: 28 packages x 4 pieces = 112 pieces of gum 2. Therefore, Robin has 112 pieces of gum. The answer in Arabic numerals is: 112.<lendofxtxt>	0.79
Because of the decision Sofia asked 310 students to suggest specific types of food. 185 students suggested adding mashed potatoes while others suggested adding bacon to the menu. How many students suggested bacon?	To solve the problem, we can use subtraction: Total number of students = 310 Number of students who suggested mashed potatoes = 185 To find the number of students who suggested bacon, we subtract the number of students who suggested mashed potatoes from the total number of students: 310 - 185 = 125 Therefore, 125 students suggested adding bacon to the menu.<lendofxtxt>	We can start by using the concept of complementary counting. Let x be the number of students who suggested bacon. We know that the total number of students is 310, so we can set up an equation: 185 + x = 310 Subtracting 185 from both sides: x = 310 - 185 Simplifying: x = 125 Therefore, 125 students suggested adding bacon to the menu. Answer: 125.<lendofxtxt>	0.13

Table 9: Error analysis of Qwen student models on SVAMP validation data.