

# Reliable Vertical Federated Learning in 5G Core Network Architecture

Mohamad Mestoukirdi  
Mitsubishi Electric R&D Centre Europe  
Rennes, France  
M.Mestoukirdi@fr.mercedes-mee.com

Mourad Khanfouci  
Mitsubishi Electric R&D Centre Europe  
Rennes, France  
M.Khanfouci@fr.mercedes-mee.com

**Abstract**—This work proposes a new algorithm to mitigate model generalization loss in Vertical Federated Learning (VFL) operating under client reliability constraints within 5G Core Networks (CNs). Recently studied and endorsed by 3GPP, VFL enables collaborative and load-balanced model training and inference across the CN. However, the performance of VFL significantly degrades when the Network Data Analytics Functions (NWDAFs) – which serve as primary clients for VFL model training and inference – experience reliability issues stemming from resource constraints and operational overhead. Unlike edge environments, CN environments adopt fundamentally different data management strategies, characterized by more centralized data orchestration capabilities. This presents opportunities to implement better distributed solutions that take full advantage of the CN data handling flexibility. Leveraging this flexibility, we propose a method that optimizes the vertical feature split among clients while centrally defining their local models based on reliability metrics. Our empirical evaluation demonstrates the effectiveness of our proposed algorithm, showing improved performance over traditional baseline methods.

**Index Terms**—Vertical Federated Learning, 5G CN, Reliability

## I. INTRODUCTION

In the realm of 5G networks, there is a growing emphasis on integrating machine learning frameworks into daily operations for both edge devices and operators, driven by the proven advantages these frameworks can offer over traditional model-based methods. Among these, Federated Learning (FL) [1] has gained prominence due to its distributed and privacy-preserving framework during both training and inference. FL enables iterative model training across datasets held by distributed clients without compromising privacy.

The modus operandi of FL is contingent upon how data is distributed among the FL clients. Horizontal Federated Learning (HFL) [1] focuses on scenarios where a central server, typically without its own dataset, orchestrates the iterative training of a global model. This process involves FL clients with datasets containing different samples, yet derived from the same feature space. In contrast, Vertical Federated Learning (VFL) [2] supports model training when different features of available samples are collected by different clients, with labels housed on the server. This expands the server's role to include loss calculation and gradient back-propagation.

While HFL has been widely studied and deployed across various domains, including 5G standardization, VFL remains less explored, primarily due to its complex requirements for coordinated inference across distributed participants. For instance,

HFL has been investigated as a study item by 3GPP and incorporated into Release 18 [3], enabling inter- and intra-domain collaborative model training and inference among various Network Data Analytics Functions (NWDAFs). Until recently, VFL has been introduced as a study item in 3GPP [4], with its specifications currently under development in the normative work of SA2. In the literature, numerous studies have tackled the challenges associated with deploying HFL in wireless networks. These challenges include, but are not limited to, the impact of data [5] and client heterogeneity [6] on the model convergence rate, as well as the effects of wireless channel perturbations on the training process [7]. In contrast, VFL has received less attention, as its unique challenges and deployment scenarios are generally more complex. Previous works mainly focused on features alignment from the point of view of preserving users data privacy [8], decentralized serverless implementation to mitigate server unreliability [9], and reliability of clients [10].

In this work, we explore the challenge of client reliability in VFL within a Core Network (CN) setup, with a particular emphasis on 5G CNs. Central to these networks are the NWDAFs, which, through their Model Training Logical Function (MTLF) and Analytics Logical Function (AnLF), utilize computational hardware to perform model training, inference, and analytics processing respectively. Despite their substantial computing capabilities, these CN functions are expected to serve as central AI enablers for numerous applications, many with demanding performance requirements. This extensive workload could generate significant overhead, potentially compromising their reliability. Accordingly, We propose a solution to mitigate the VFL trained model generalization performance loss encountered in such scenarios through optimized feature distribution and model definition. We then analyze the performance of VFL model training and inference performance under the reliability and availability constraints of these entities under such architectural setups. To the best of our knowledge, this is the first work that addresses client unreliability in a VFL setting through the lens of an optimized feature distribution algorithm.

## II. PROBLEM FORMULATION

In a prototypical VFL system with  $K$  passive clients and an active client (aka. server), in a supervised learning task, each passive client  $k$  maintains a dataset that consists of features

$\mathcal{D}_k = \{\mathbf{x}_i^k\}_{i=1}^I = \left\{ \{x_{i,j}^k\}_{j \in \mathcal{J}_k} \right\}_{i=1}^I$  characterizing  $I$  total samples, and  $j \in \mathcal{J}_k$  defines the indexes of the features housed at client  $k$ . Moreover, each passive client has a local model  $f_{\theta_k} : \mathbb{R}^{|\mathcal{J}_k|} \rightarrow \mathcal{Z}_k$ , parametrized by  $\theta_k$  that takes users'  $k$  allocated features characterizing each sample  $i$  as an input and outputs an embedding  $\mathbf{z}_i^k = f_{\theta_k}(\{x_{i,j}^k\}_{j \in \mathcal{J}_k}) \in \mathcal{Z}_k$ . Note that, in the prototypical VFL setting  $\bigcup_{k=1}^K \mathcal{J}_k = \mathcal{J}$ , where  $\mathcal{J}$  denotes the set of features characterizing the task learned  $\mathcal{T} : \mathcal{J} \rightarrow \mathcal{Y}$ . However, there are no constraints regarding the intersection of feature sets between clients, denoted as  $\mathcal{J}_k \cap \mathcal{J}_l$  for any distinct clients  $k$  and  $l$ , suggesting that features may overlap across different clients. The *active* client houses the samples ground truth labels  $\mathbf{Y} = \{\mathbf{y}_i\}_{i=1}^I$ , and is endowed with a global model  $M_{\theta_s} : \prod_{k=1}^K \mathcal{Z}_k \rightarrow \mathcal{Y}$ , parameterized by  $\theta_s$  that takes the embeddings  $\mathbf{Z}_i = (\mathbf{z}_i^1, \dots, \mathbf{z}_i^K)$  of the passive clients as an input and outputs a prediction  $\hat{\mathbf{y}}_i \in \mathcal{Y}$ . We denote by  $\hat{\mathbf{y}}_i = M_{\theta_s}(\mathbf{Z}_i)$  the prediction made at the server for sample  $i$ . The VFL objective is to train a distributed model parameterized by  $\phi = (\{\theta_k\}_{k=1}^K, \theta_s)$  that is able to minimize the empirical risk across all samples. Formally, this is given :

$$R(\phi) = \min_{\phi} \frac{1}{I} \sum_{i=1}^I \ell(\hat{\mathbf{y}}_i, \mathbf{y}_i),$$

where  $\ell : \mathcal{Y} \times \mathcal{Y} \rightarrow \mathbb{R}$  denotes a loss function that computes the deviation between the prediction  $\hat{\mathbf{y}}$  and the ground truth label  $\mathbf{y}$ . The training of the model happens across multiple communication rounds, similar to HFL. Particularly, at each round, the server receives a batch of embeddings from the different passive clients corresponding to a batch of samples. The server propagates those embeddings to predict the samples' labels. The error is computed and the gradient with respect to the server model is back-propagated. Furthermore, the gradient of the loss with respect to the client models is computed and sent to the clients. Those gradients are then back-propagated by the clients over their local models weights. This training process iterates until the model converges. During inference, the trained local and the server models are used to predict the labels corresponding to the data samples at the passive clients.

### III. RELATED WORK

Prototypical VFL techniques typically assume perfect communication and reliability of passive clients during both training and inference. However, this assumption often fails to hold in real-world VFL scenarios. Therefore, new techniques have been introduced to account for client reliability. In previous works, [10] focused on countering the drop in performance due to the quitting of some clients during inference by incorporating synthetic drop-out events during the training phase and accordingly, adapting the trained VFL model to such events during inference. Although effective, the adaptive step would ideally depend on understanding the likelihood of each client dropping out during the inference phase, particularly in the early training stages, which often proves difficult. Moreover, their approach neglects to account in its implementation for the observation that performance deterioration may originate from the unavailability

of clients possessing features of maximal relevance to the inference task. This limitation cannot be accommodated due to the presumption of localized feature partition generation among the distributed passive clients, potentially compromising model convergence and generalization efficacy. Moreover, such solutions are limited in scope and may not be compatible to some controlled centralized settings. Particularly, their work side steps the fact that in some settings, the feature association depends on factors beyond the immediate data collection abilities of the distributed passive clients. In those settings, clients can enjoy an optimized assignment of feature partitions from a pool of features stored centrally. This is particularly relevant in the 5G CN, where an abundant number of features can be collected from the different Network Functions (NFs) and stored centrally for future processing at the CN [12].

### IV. SYSTEM MODEL

We consider a CN architecture which adopts a 5G service based architecture (SBA) design principles that are enriched by specialized AI NFs. These NFs are implemented through NWDAFs, with each NWDAF containing its own MTLF and AnLF. The proposed CN architecture alligns structurally with the CN model presented by [11], featuring a structure with a centralized NWDAF and multiple NF-associated leaf NWDAFs. However, their fully-fledged design may introduce unnecessary redundancy. As an alternative, a more streamlined, less redundant approach is considered herein, where  $N$  NWDAFs (NF-independent) and a NWDAF server are positioned in close proximity to critical NFs. The distinctive characteristic of FL deployment in the CN setting is data management flexibility. Unlike edge environments, the CN allows network data to be collected, stored, and distributed among NF under centralized coordination, leveraging full inter-NF connectivity, while introducing latency and signaling overhead. The data are gathered, managed, and stored by the Data Collection Coordination Function [13] and centralized databases managed by the Analytics Data Repository Function [14]. The data typically consists of network related measurements such as access network, transport network and application level measurements. Access network measurements encompass physical layer parameters, while application layer measurements incorporate quality of experience (QoE) metrics for various services. Additionally, data that users have explicitly authorized for processing (like location and mobility patterns) can be part of the measurements collected at NWDAFs. *For notation simplicity, we will hereafter refer to the passive NWDAFs selected for training as clients and the NWDAF server simply as server.*

The  $N$  NWDAFs at the CN are characterized by a reliability defined by a probability  $\mathbf{p} = \{p_1, \dots, p_N\}$ , denoting the probability that each client successfully completes its assigned task during a communication round in a time interval defined by the server. Dropout may occur when computational demands exceed the clients' resource threshold, preventing timely task completion within the designated communication interval. The selection of clients for VFL is influenced by the number of

features and the complexity of the task. Allocating a large number of features to a limited number of clients typically necessitates larger models and increased memory usage, as the input dimensions of the local models and memory requirements scale with the number of assigned features.

Consequently, upon receiving a VFL request and during the initialization phase, the server determines the optimal number of clients to be selected, taking into account their computational and memory limitations, reliability, as well as their associated operational overhead. For simplicity, we assume that the server schedules  $K \leq N$  clients and that their reliability is computed locally. Moreover, we assume that the server is fully reliable. However, other works have also considered scenarios where the server is unreliable [?].

The VFL communication round is assumed to have a fixed time duration in which the embeddings should be computed and sent to the server. This duration is chosen by the server and communicated to the clients. Training operations specifically introduce substantial overhead due to their need to simultaneously maintain model parameters, store multiple data batches, and track gradient information. They also require approximately double the computational work, performing not just forward passes but also backward propagation and weight updates. When datasets aren't stored locally, the overhead is further amplified by data retrieval latency from other NF. These factors combined can potentially overwhelm a client, causing it to drop out.

Due to space limitations, we consider that the probability of such dropouts, represented by  $p$ , encompasses all events that prevent a client from successfully completing its task within the given communication round. In the event that a client drops out during a communication round, it fails to compute or transmit its' embedding to the server. Under such circumstances, the server implements a baseline value as a substitute for the missing client embeddings. In our case, the embeddings are replaced with a  $\vec{0}$  vector. Furthermore, in our model, we assume that a fixed communication budget is set, within which the embedding dimensions of the local models are determined.

## V. PROPOSED ALGORITHM

Traditional VFL approaches assume uniform contributions from all clients, overlooking the variability in the value of insights contributed by individual clients based on their assigned or locally collected features. We capitalize on the controlled data access within the CN and propose an algorithm that leverages this flexibility. The proposed method enables the CN to manage feature analysis, distribution, and assignment while tailoring local clients models based on their reliability. Below, we outline the key steps of the algorithm, highlighting its workflow during model initialization, training and inference.

### A. Initialization of Training

The training process begins when the network receives a training request. At this stage, the server provides the available NWDAFs with detailed training specifications, which may include parameters such as the training duration, communication round length, and other relevant configurations.

Subsequently, the server prompts each of the NWDAFs to forecast their reliability for the anticipated training period. Each NWDAF estimates its reliability based on its current state, system conditions, and any relevant historical or projected performance data. This forecasted reliability information is then communicated back to the server to enable client selection and the subsequent model distribution and feature allocation strategies. The server then selects a set of  $K$  clients based on their reliability, computational capabilities and operational overhead.

---

### Algorithm 1 Initialization of Training

---

- 1: Network receives a training request.
  - 2: Server coordinates the training process. Communicate training specifications (e.g., training duration, communication round time) to available NWDAFs.
  - 3: Request each NWDAF to forecast reliability over the training duration.
  - 4: Each NWDAF forecasts reliability based on current state, system conditions, and historical data.
  - 5: NWDAFs transmit their forecasted reliability measures back to the server.
  - 6: Server selects  $K$  clients based on reliability, computational capacity and overhead.
- 

### B. Feature Association and Model Definition

After collecting the reliability measures from the NWDAFs and selecting the  $K$  clients, the server initiates a feature association and model definition phase. To begin with, an ANLF is instructed to perform feature alignment, preprocessing, and importance analysis on the data samples. Features from these centralized database samples can be analyzed through various techniques, including SHAPLEY value calculation [15], mutual information assessment, or Decision Tree models to evaluate each feature's importance to the target learning objective. The analysis results are subsequently transmitted back to the server. Feature association to the selected clients local models is subse-

---

### Algorithm 2 Feature Association and Model Definition

---

- 1: Server instructs ANLF to align, preprocess, and analyze feature importance (e.g., SHAPLEY values, mutual information, etc.).
  - 2: Associate features to clients local models in proportion to their reliability probabilities.
  - 3: Define local model input and output dimensions based on assigned features and client reliability, under communication budget constraints.
  - 4: Construct server model architecture based on aggregated embedding dimensions.
  - 5: Distribute local models and assigned features identifiers to each client.
  - 6: Clients retrieve corresponding feature-aligned data samples from the central database.
- 

quently carried out in proportion to the their reliability. In this scheme, clients with higher reliability probability are assigned features with greater importance. Consequently, the input and output dimensionality (i.e. the embeddings dimensions) of each model is determined based on the assigned features. The embeddings dimensionality may scale proportionally with both the

number of features and the client's reliability probability, while ensuring compliance with a predefined communication budget. The number and type of layers in each local model can be also defined and adjusted according to the computational and memory constraints of their respective client.

The individual models, along with their associated features, are then distributed to their respective clients. Highly reliable clients are assigned models associated with highly important features. To facilitate model training, each client requests the aligned data samples corresponding to its assigned features from the central database.

### C. Training

Each client  $k$  is considered available during any given communication round with a probability  $p_k$ . At each round, available clients perform forward passes through their respective local models using a batch of data samples. These clients generate intermediate embeddings, which are subsequently transmitted to the central server. In contrast, unavailable clients embeddings are set to a  $\vec{0}$  vector by the server.

Upon receiving the embeddings, the server processes them through its model to generate predicted labels. The prediction error is then quantified using a loss function, and this error is back-propagated to update the server-side model parameters. Additionally, the gradients corresponding to the local models embeddings are sent back to the available clients, enabling them to update their respective model weights. Unavailable clients do not receive updates during that round and therefore their local model is left unchanged. This iterative training process continues until the model converges or a predefined convergence criterion is met. The clients and server models are then stored; the local models stored alongside a measure of their importance, determined by the importance of the features calculated in the previous step.

---

#### Algorithm 3 Training Phase

---

```

1: while convergence criterion not met do
2:   for each communication round do
3:     Available clients (each w.p  $p_k$ ) perform forward pass on
       local data and send embeddings to server.
4:     Unavailable clients contribute no embeddings.
5:     Server aggregates embeddings and performs forward pass
       to generate predictions.
6:     Compute loss and back-propagate gradients to update server
       model.
7:     Transmit corresponding gradients to available clients for
       local model updates.
8:   end for
9: end while
10: Store models; associate local models with their importance (based
    on feature significance) and complexity (based on memory require-
    ments).
```

---

### D. Inference

When an inference request is initiated, the server first retrieves the forecasted reliability measures from the available NWDAFs. Based on these forecasts, the server selects the most reliable

subset of  $K$  NWDAFs that meet the necessary computational and memory capacity requirements by the stored models to participate in the inference task, ensuring compatibility with the complexity of the stored models.

The selected clients are then assigned the trained local models based on their reliability measures, whereby higher reliability clients are associated with models of greater relative importance. Similar to the training phase, each client  $k$  is considered available during any given communication round with a probability  $p_k$ . Moreover, the routing and alignment of the test datasets follows a similar approach to that defined during the training phase. Available clients during an inference round perform forward passes through their local models to generate the test embeddings, which are then transmitted to the server. Unavailable clients embeddings are set to  $\vec{0}$  by the server. The received embeddings are concatenated and processed by the server through its' model to predict the labels.

---

#### Algorithm 4 Inference Phase

---

```

1: Retrieve forecasted reliability measures from available NWDAFs.
2: Select top  $K$  NWDAFs that meet reliability, computational, and
   memory requirements relative to model complexity.
3: Assign trained local models to selected clients based on reliability,
   with more important models allocated to more reliable clients.
4: for each inference round do
5:   Available clients (each w.p  $p_k$ ) perform forward pass and
       transmit embeddings to server.
6:   Unavailable clients contribute no embeddings.
7:   Server processes aggregated embeddings to produce final pre-
       dictions.
8: end for
```

---

## VI. SIMULATION RESULTS

We evaluate our algorithm in comparison to the SoTA VFL implementation under client unreliability scenarios, as described in [10]. In this setting, features are randomly distributed across clients without considering their reliability, and client dropout naturally occurs due to their practical unreliability during both training and testing. Note that the baseline performance represents an upper bound on the performance of the algorithm described in [10], given that the reliability of clients remains consistent throughout both training and testing.

### A. Dataset

The dataset used in this work is collected as part of the DASHing Factory project at Mitsubishi Electric R&D Centre, focusing on Dynamic Adaptive Streaming over HTTP (DASH) within the context of a 5G factory automation scenario. The dataset is generated using ns-3 simulator with 5G-LENA and dash modules (responsible respectively of 5g NR and DASH streaming application). The simulation platform outputs a set of trace files covering various levels of the simulated scenario (mac, rlc, etc). Raw traces are then aggregated, cleaned and exported as a CSV file. The dataset is made of 69 features, and a QoE indicator serving as the label we wish to predict. The dataset, simulation code, models and training configuration can

be accessed [here](#). The simulation code is built upon FLOWER framework [16].

### B. Simulation Model

We choose  $K = 4$  NWDAFs to partake the role of clients and explore two different scenarios. In the first scenario, during each simulation run, each client success probability  $p_k$  is drawn from a Beta(8,2) distribution, indicating highly reliable clients. In the second scenario, the success probabilities are drawn from a Beta(10,6) distribution, signifying moderately reliable clients. During each simulation, the drawn success probabilities are kept fixed throughout the training and test phases, and the availability of the clients is determined according to a bernoulli distribution  $a_k \sim \text{Bern}(p_k)$ . The total embeddings dimension is set to 48. Each scenario's performance is averaged over 5 simulation runs, with clients success probabilities sampled anew in each to reflect their reliability profiles during both training and testing. For simplicity, the server calculates the feature importance using a basic scikit Decision Tree Regressor [17].

To evaluate the performance of our models under the proposed method against the baseline, we first determine each client success probability at the start of each simulation using the Beta distribution sampling. The clients are then tagged with  $\{1, 2, 4, 8\}$  in ascending order of reliability. These identifiers help examine model performance across varying reliability levels. As previously mentioned, our framework assigns more critical features to the most reliable clients. This is accomplished by assigning features to each client model so that the total importance of the associated features increases linearly with the client's reliability. The same principle applies to the embedding dimensions of each model, which scale linearly with the client's reliability. During training, we opt to minimize the Huber loss between the ground truth QoE label and the predicted QoE. We also continually store the best-performing server and client models in terms of its test performance, computed during each round, given the clients availability. Once training concludes, we revert to the top performing models to compare the two algorithms. Fig. 1 and 3 display the histograms of the average weighted test loss for the best model from scenario 1 (Beta(8,2)) and scenario 2 (Beta(5,3)) under different client participation patterns (averaged over 5 simulations runs). The x-axis, through the 15 IDs, designates these patterns. For instance, with given tags, an x-value (i.e., an ID) of 9 refers to the case where the most reliable client (tag 8) and the least reliable client (tag 1) partake in the test phase, as their tag sums results in 9. Thus,  $\text{ID} = \sum_{k=1}^K a_k \text{tag}_k$ , where  $a_k \sim \text{Bern}(p_k)$  signifies whether client  $k$  is available during an inference round. Test loss for scenarios with no participating clients (i.e., ID = 0) is disregarded. Additionally, losses for IDs that are not tested due to their low probability of occurrence (e.g., ID=1 in our figures) are excluded. Models are trained and their top performers are tested over 600 rounds on the test dataset. For each scenario, the test loss is firstly weighted by the frequency of different IDs appearing in each simulation and then averaged over the 5 iterations. Accordingly, for a given ID pattern  $m$ , the weighted

average loss  $\ell(m)$  across all simulation runs can be expressed as:

$$\ell_{\text{test}}(\text{ID} = m) = \frac{1}{N_{\text{sim}}} \sum_{n=1}^{N_{\text{sim}}} \ell_{\text{test}}(m|n) \cdot f(m|n),$$

where  $N_{\text{sim}}$  denotes the number of simulation runs,  $\ell_{\text{test}}(m|n)$  represents the average test loss (over the test dataset) observed for ID pattern  $m$  in simulation run  $n$ , and  $f(m|n)$  is the frequency of occurrence of pattern  $m$  during the test phase of run  $n$ . On the other hand, Fig. 2 and 4 show the difference in weighted test loss from Fig. 1 and 3, respectively. A negative difference at a given ID implies that our proposed method results in a lower average weighted loss compared to the baseline algorithm.

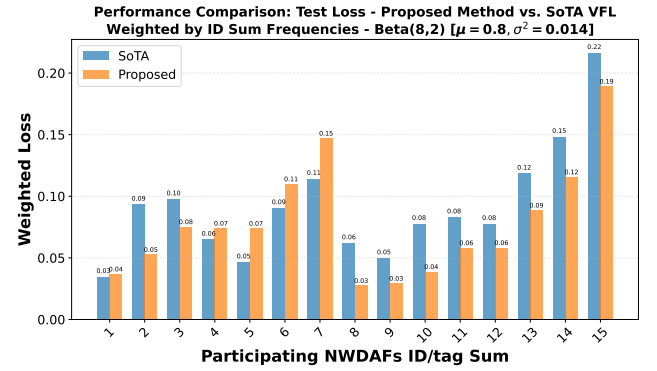


Fig. 1: Weighted average test loss in scenario 1 ( $p_k \sim \text{Beta}(8,2)$ , averaged over 5 runs). x-axis represents the availability patterns based on assigned tags.

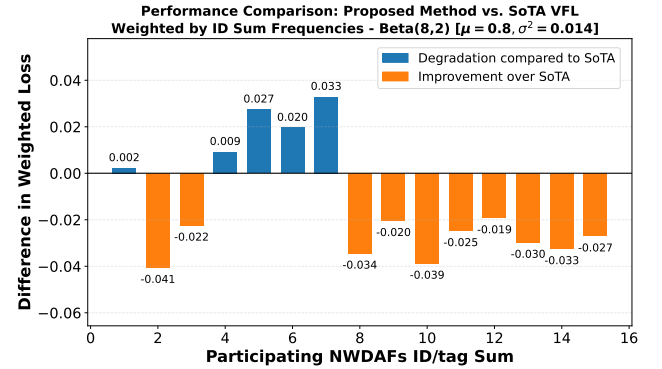


Fig. 2: Weighted test loss difference across the different ID patterns under scenario 1.

### C. Results and Analysis

Fig. 1 and 3 illustrate that our proposed method achieves a lower test loss compared to the VFL baseline in scenario 1 and 2 respectively, with this improvement clearly reflected in Fig. 2 and 4. For scenario 1, characterized by highly reliable clients ( $p_k \sim \text{Beta}(8,2)$ ), the performance advantage is less

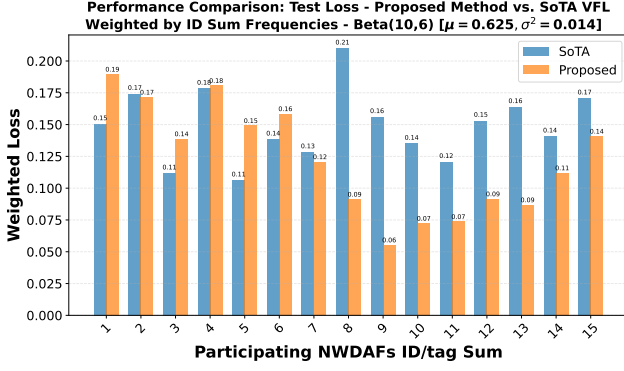


Fig. 3: Weighted average test loss in scenario 2 ( $p_k \sim \text{Beta}(5,3)$ , averaged over 5 runs). x-axis represents the availability patterns based on assigned tags.

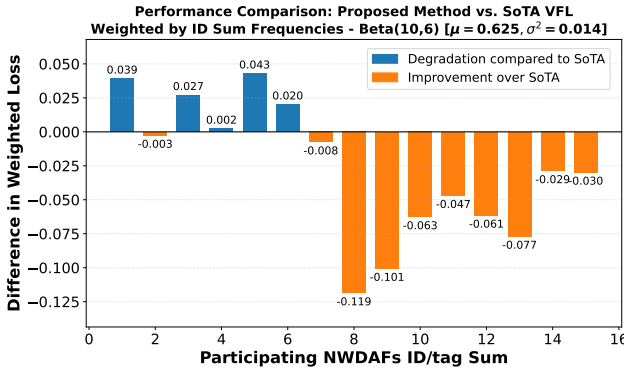


Fig. 4: Weighted test loss difference across the different ID patterns under scenario 2.

dramatic (Note the histograms' magnitude). This is expected, as even random feature distribution can maintain relatively consistent training performance when client reliability is high. Nevertheless, in this setting, our proposed algorithm still delivers approximately 9.3% lower test loss on average across all client availability patterns when compared to the baseline approach. The percentage is calculated based on the following expression :

$$\sum_{m=2}^{15} \frac{|\ell_{\text{test}}^{\text{proposed}}(\text{ID} = m) - \ell_{\text{test}}^{\text{SoTA}}(\text{ID} = m)|}{\sum_{m=2}^{15} \ell_{\text{test}}^{\text{SoTA}}(\text{ID} = m)}.$$

The performance gap is more evident in scenario 2, which features lower client reliability ( $p_k \sim \text{Beta}(5,3)$ ). Specifically, our algorithm achieves a  $\sim 12.2\%$  reduction in average test loss compared to the baseline in this scenario. It's important to note that the improvement achieved by our proposed algorithm mainly stems from scenarios where the most reliable clients are involved in training, as evident in the Fig.4 —especially when  $\text{ID} \geq 8$ , indicating that the most reliable client, associated with the most significant features, is available during testing.

In this work, we addressed the challenge of client reliability in VFL within 5G CNs. We proposed a novel feature distribution algorithm that assigns important features to clients based on their

reliability metrics, ensuring that critical features are allocated to the most reliable NWDAFs. Evaluation results demonstrate that our approach improves model performance under diverse client availability scenarios, with the most substantial gains observed in moderately reliable settings. Our approach leverages the centralized data orchestration capabilities of 5G CNs to implement an adaptive model design strategy that scales the clients' model input and embedding dimensions based on both feature importance and client reliability. The results underscore the importance of considering client reliability in VFL deployments, particularly in 5G CN environments where NWDAFs may experience varying levels of availability due to resource constraints and load overhead.

## REFERENCES

- [1] H. B. McMahan, E. Moore, D. Ramage, and B. Agüera y Arcas, "Federated learning of deep networks using model averaging," 2016. [Online]. Available: <http://arxiv.org/abs/1602.05629>
- [2] Y. Liu et al. "Vertical federated learning: Concepts, advances, and challenges," \*IEEE Transactions on Knowledge and Data Engineering\*, vol. 36, no. 7, pp. 3615–3634, Jul. 2024. [Online]. Available: <http://dx.doi.org/10.1109/TKDE.2024.3352628>
- [3] 3GPP TS 23.288, "Architecture enhancements for 5G system (5GS) to support network data analytics services," V18.6.0, Section 5.3: "Federated Learning (FL) among multiple NWDAFs", June 2024.
- [4] 3GPP TR 23.700-84, "Study on core network enhanced support for artificial intelligence (AI)/machine learning (ML)", V2.0.0, Sep. 2024. [3rd Generation Partnership Project (3GPP), Technical Specification Group Services and System Aspects, Release 19].
- [5] T. Li, S. Hu, A. Beirami, and V. Smith, "Federated multi-task learning for competing constraints", 2020. [Online]. Available: <https://arxiv.org/abs/2012.04221>
- [6] A. K. Sahu et al. "On the convergence of federated optimization in heterogeneous networks", 2018. [Online]. Available: <http://arxiv.org/abs/1812.06127>
- [7] M. M. Amiri and D. Gündüz, "Federated Learning Over Wireless Fading Channels," in IEEE Transactions on Wireless Communications, vol. 19, no. 5, pp. 3546–3557, May 2020, doi: 10.1109/TWC.2020.2974748.
- [8] Q. Zhang et al., "TreeCSS: An Efficient Framework for Vertical Federated Learning", 2024, Available: <https://arxiv.org/abs/2408.01691>,
- [9] S. Ganguli, Z. Zhou, C. G. Brinton, and D. I. Inouye, "Fault tolerant serverless VFL over dynamic device environment", 2024. [Online]. Available: <https://arxiv.org/abs/2312.16638>
- [10] J. Sun et al. "Robust and IP-protecting vertical federated learning against unexpected quitting of parties," arXiv preprint arXiv:2303.18178, 2023. [Online]. Available: <https://arxiv.org/abs/2303.18178>
- [11] Y. Jeon et al. "A distributed NWDAF architecture for federated learning in 5G," \*2022 IEEE International Conference on Consumer Electronics (ICCE)\*, Las Vegas, NV, USA, 2022, pp. 1-2, doi: 10.1109/ICCE53296.2022.9730220.
- [12] 3GPP TS 23.288, "Architecture enhancements for 5G system (5GS) to support network data analytics services," V17.8.0, March 2023.
- [13] 3GPP TS 23.288, "Architecture enhancements for 5G system (5GS) to support network data analytics services," V18.6.0, Section 5A: "Data Collection Coordination and Delivery Functional Description", June 2024.
- [14] 3GPP TS 23.288, "Architecture enhancements for 5G system (5GS) to support network data analytics services," V18.6.0, Section 4.2.1: "Analytics Data Repository Function Functional Description", June 2024.
- [15] S. Lundberg and S.-I. Lee, "A unified approach to interpreting model predictions," \*arXiv preprint arXiv:1705.07874\*, 2017. [Online]. Available: <https://arxiv.org/abs/1705.07874>
- [16] D. J. Beutel et al. "Flower: A friendly federated learning research framework", 2020. [Online]. Available: <https://arxiv.org/abs/2007.14390>
- [17] F. Pedregosa et al., "scikit-learn: Machine Learning in Python," Journal of Machine Learning Research, vol. 12, pp. 2825–2830, 2011.