

Prolonged Reasoning Is Not All You Need: Certainty-Based Adaptive Routing for Efficient LLM/MLLM Reasoning

Jinghui Lu ^{1*}, Haiyang Yu ^{2*}, Siliang Xu ^{1*}, Shiwei Ran ¹, GuoZhi Tang ¹, Siqu Wang ¹, Bin Shan ¹,
Teng Fu ², Hao Feng ¹, Jingqun Tang ¹, Han Wang ¹, Can Huang ¹✉

¹ ByteDance

² FuDan University, China

{lujinghui, xusiliang, ranshiwei, tangguozhi.997}@bytedance.com

{wangsiqi.wsq547, shanbin, tangjingqun, wanghan.99, can.huang}@bytedance.com

{hyyu, tfu23}@fudan.edu.cn

Abstract

Recent advancements in reasoning have significantly enhanced the capabilities of Large Language Models (LLMs) and Multimodal Large Language Models (MLLMs) across diverse tasks. However, excessive reliance on chain-of-thought (CoT) reasoning can impair model performance and brings unnecessarily lengthened outputs, reducing efficiency. Our work reveals that prolonged reasoning does not universally improve accuracy and even degrade performance on simpler tasks. To address this, we propose **Certainty-based Adaptive Reasoning (CAR)**, a novel framework that dynamically switches between short answers and long-form reasoning based on the model’s perplexity. CAR first generates a short answer and evaluates its perplexity, triggering reasoning only when the model exhibits low confidence (*i.e.*, high perplexity). Experiments across diverse multimodal VQA/KIE benchmarks and text reasoning datasets show that CAR outperforms both short-answer and long-form reasoning approaches, striking an optimal balance between accuracy and efficiency.

1 Introduction

Chain-of-thought (CoT) [1–6] reasoning was first introduced to improve the performance of large language models (LLMs) on complex reasoning tasks. By prompting “*Let’s think step by step*”, LLMs generates intermediate reasoning steps before outputting the final answer, leading to higher performance compared to directly outputting the answer without such reasoning. Recent reasoning models [7–17] incorporate CoT reasoning into their training procedures, enabling reasoning without requiring explicit prompting. These reasoning models yield substantial performance improvements especially in tasks with well-structured and deterministic answers, such as mathematics and coding for LLMs [18], as well as object detection and counting for Multimodal Large Language Models (MLLMs) [19–26].

However, recent studies [18, 27, 28] indicate that long-form reasoning primarily enhances LLM performance on math and symbolic tasks, but offers marginal gains on other types of tasks. Sui et al. [27] demonstrate that “overthinking” can even hurt model performance in some simpler tasks, highlighting the need for selective application of CoT reasoning. In other words, current models commonly suffer from a “one-size-fits-all” application of reasoning strategies. Regardless of the

* Equal contribution. ✉ Corresponding authors.

	DocVQA		ChartQA		FUNSD		Avg.	
Model	Acc	#Token	Acc	#Token	Acc	#Token	Acc	#Token
Qwen2.5-0.5B _{Short}	53.9	11.6	25.3	13.9	58.0	16.2	45.7	13.9
Qwen2.5-0.5B _{Long}	41.1	505.7	16.6	727.5	44.5	483.6	34.1	572.3

Table 1: Performance comparison of reasoning-based vs. short-answer models using Qwen2.5-0.5B.

complexity of individual questions, they uniformly employ a long-form reasoning process, resulting in inefficient inference and failing to meet real-world demands for both speed and accuracy.

To examine this further, we have performed a preliminary experiment using Qwen2.5-0.5B on three text-rich Visual Question Answering (VQA) and Key Information Extraction (KIE) datasets, where answers are mostly extractive or fact-based. We compare the performance of reasoning-based models against short-answer models (see Appendix A for experimental details), with the results summarized in Table 1. Experimental results support the finding that reasoning does not universally improve performance as evidenced by the higher accuracy of short-answer models (45.7 vs. 34.1). Visualizations (see Appendix B) demonstrate that for certain questions, prolonged reasoning steps may introduce noise, degrading accuracy compared to concise, direct answers. More critically, the high token consumption required for reasoning imposes substantial practical costs. As shown in Table 1, responses with reasoning average 572.3 tokens compared to just 13.9 for direct answers. This inefficiency leads to increased computational overhead, slower inference times, and higher monetary and energy expenses without commensurate accuracy gains in tasks where concise answers suffice.

This raises the research question: “*Can LLM/MLLM adaptively determine when to engage in reasoning, selectively activating it for questions where simple answers are insufficient to balance computational efficiency and task performance?*” To address this challenge, we propose **Certainty-based Adaptive Reasoning (CAR)**, a novel framework that adaptively switches between generating short answers and long-form reasoning based on the model’s confidence.

Specifically, CAR first produces a short answer and evaluates its confidence using perplexity (PPL), a measure of the model’s uncertainty in its response. A high PPL score indicates low confidence. Specifically, we model the relationship between PPL and answer correctness using a Gaussian distribution. For each new short response, we compute the likelihood of its PPL under both Gaussians—if the probability of being incorrect (*i.e.*, PPL’s likelihood under the “incorrect” Gaussian) exceeds that of being correct, CAR triggers a full reasoning process to refine the answer. This adaptive approach ensures computational efficiency without sacrificing performance, activating complex reasoning only when necessary.

In this work, we begin with a pilot study to examine the relationship between model confidence and the correctness of model responses, validating the feasibility of using PPL score as an indicator of prediction confidence (Section 3). Building on these observations, we propose Certainty-based Adaptive Reasoning, a method that dynamically routes LLM/MLLM to either short-answer or CoT reasoning (Section 4). Our experiments (Section 5) demonstrate that CAR achieves higher prediction accuracy compared to both complete short-answer and complete long-form reasoning approaches, while maintaining greater inference efficiency than long-form reasoning across both LLMs and MLLMs. Notably, CAR not only excels in simple tasks such as VQA and KIE but also outperforms conventional reasoning methods in challenging tasks (*e.g.*, mathematics) where long-form reasoning is typically assumed to be necessary.

In summary, the contributions of this paper are as follows:

- We propose CAR, a novel framework that dynamically switches between concise answers and long-form reasoning based on model confidence, achieving an optimal balance between accuracy and computational efficiency.
- Through comprehensive pilot studies, we validate PPL can be a reliable indicator of model confidence, establishing its relationship with answer correctness via Gaussian modeling.
- Extensive experiments across LLMs and MLLMs demonstrate CAR’s superiority, showing consistently accuracy improvement over short-answer and long-form reasoning counterparts while significantly reduce the inference tokens.

- Our experiments demonstrate that CAR surpasses previous state-of-the-art reasoning token reduction methods. When tested with Qwen2.5, CAR improves overall accuracy by 6.9% while reducing token consumption by 21.4%. Similarly, with Llama3.1, it achieves a 5.5% accuracy gain and a 39.0% reduction in tokens used.

To the best of our knowledge, CAR stands as a pioneering approach in adaptive reasoning that automatically determines when to employ reasoning based on real-time confidence estimation, offering a principled solution to the efficiency-accuracy trade-off in LLM/MLLM reasoning.

2 Related Work

2.1 Reasoning Frameworks for LLM/MLLM

Recent advances in reasoning models, such as OpenAI’s o1 [8], DeepSeek R1 [10, 11] and QwQ [14], have significantly enhanced the ability of LLMs to solve complex tasks, especially in tasks with well-structured and deterministic answers. Chain-of-Thought (CoT) prompting [1–6] is a foundational approach that decomposes problems into intermediate steps, improving accuracy and interpretability. To further improve reasoning performance, researchers have developed various enhancements to CoT. One line of work focuses on aggregating diverse reasoning trajectories to improve reliability, such as sampling multiple reasoning paths and selecting the most consistent answer [29–31]. Another direction [32–34] explores hierarchical reasoning structures, where models dynamically branch and backtrack to solve multi-step problems more effectively. Some approaches also incorporate external tools and APIs into the reasoning process, enabling models to retrieve information or perform computations beyond their parametric knowledge [35–39]. These innovations have significantly broadened the applicability of reasoning-enhanced LLMs in complex real-world scenarios.

2.2 Token Reduction Techniques in Reasoning

To the best of our knowledge, CAR is the first work that adaptively decides whether to activate long-form reasoning. The closest related work in the literature is reasoning token reduction methods, which aim to address the high token costs in reasoning inference [40, 41]. Several approaches have been proposed to mitigate this issue, each with distinct trade-offs. Concise Thoughts [42] employs a fixed global token budget, while Token-Budget-Aware LLM Reasoning (TALE) [43] dynamically adjusts budgets based on problem complexity—though these methods may introduce additional LLM calls or face impractical budget constraints. Also, Chain of Draft (CoD) [44] reduces verbosity by generating minimal intermediate steps, significantly lowering token usage without compromising accuracy. Other techniques include Skeleton-of-Thought [45], which parallelizes reasoning for efficiency, and latent-space reasoning [46–48], which sacrifices interpretability for speed.

3 Pilot Study

In this section, we conduct a series of exploratory experiments to assess whether PPL can serve as a reliable indicator of model confidence.

3.1 Datasets

For pilot study, we conduct the investigation on four text-rich VQA datasets **DocVQA** [49], **InfoVQA** [50], **ChartQA** [51] and **VisualMRC** [52] and four KIE datasets **SROIE** [53], **CORD** [54], **FUNSD** [55] and **POIE** [56]. These datasets are selected since they offer straightforward tasks. Since these datasets are multimodal but the pilot study focuses on LLM-based reasoning, we structure the input using the OCR text and bounding box provided by respective dataset. For example: “Given document <document>Saint[466,77,554,107]\nLouis[561,77,657,107]\nHeart[664,77,760,106] ...”. However, these datasets do not include reasoning steps. To address this, we employ DeepSeek-R1 to generate plausible reasoning processes by providing the question and final answer.

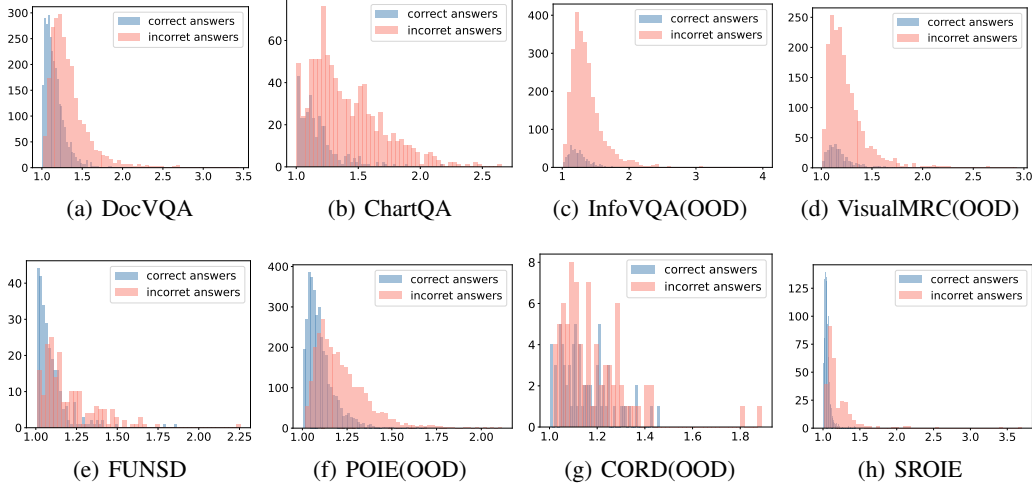


Figure 1: PPL distribution of Correct and Incorrect Predictions. X-axis is PPL, Y-axis is frequency.

PPL	DocVQA	ChartQA	InfoVQA	VisualMRC	FUNSD	POIE	CORD	SROIE	Average
Correct Cases	1.15	1.17	1.25	1.28	1.09	1.09	1.14	1.05	1.15
Incorrect Cases	1.32	1.40	1.37	1.34	1.20	1.21	1.18	1.21	1.28

Table 2: Mean PPL scores for correct and incorrect cases across datasets.

3.2 Setup

We fine-tune Qwen2.5-0.5B on DocVQA, ChartQA, FUNSD, and SROIE, evaluating performance on these in-domain datasets as well as on out-of-domain (OOD) test sets (POIE, InfoVQA, VisualMRC, and CORD). For each example, we train the models to generate two response types: concise short answers when prompted with “Please directly output the answer” and long-form reasoning followed by answers when prompted with “Please output the reasoning process before outputting the answer”. Additional details can be found in Appendix C. We also fine-tune Qwen2.5-7B using the same settings; the results are provided in Appendix D for brevity. The computation of PPL is defined in Equation 4.2. All PPL scores are calculated based on the short answer. For model performance, we adopt the accuracy metric as in Section 5.1, where a response is considered correct if it encompasses the ground truth.

3.3 Analysis

First, we analyze the relationship between accuracy and PPL scores at the dataset level, focusing on short-answer responses. Our analysis across multiple datasets reveals a strong inverse correlation, as illustrated in Figure 2: datasets with higher accuracy consistently exhibit lower average PPL. This pattern suggests that lower PPL (*i.e.*, indicating higher confidence in model-generated answers) may be associated with greater accuracy.

Furthermore, we meticulously analyze examples with correct and incorrect predictions. By visualizing the PPL distributions and list the average PPL scores, we more intuitively verify this relationship (as shown in Figure 1 and Table 2). The PPL scores of correct answers are significantly lower than those of incorrect answers, showing a clear difference in distribution.

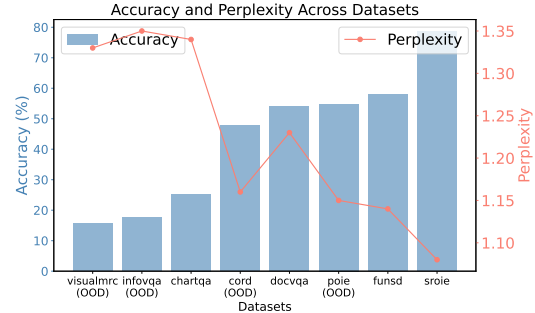


Figure 2: Mean accuracy vs. mean PPL for different datasets.

Method	DocVQA	ChartQA	InfoVQA	VisualMRC	FUNSD	POIE	CORD	SROIE
Short	53.9	25.3	17.6	15.5	58.0	54.8	47.7	78.6
Long	41.1	16.6	14.9	11.8	44.5	30.6	34.8	67.5
PPL	54.2	26.1	18.4	15.8	59.3	53.7	38.7	80.9

Table 3: Performance of different inference methods across datasets.

Given the negative correlation between PPL and prediction correctness, we propose an empirical method: using a PPL threshold to determine whether a prediction is confident or requires further reasoning. Specifically, if the PPL exceeds a predefined threshold (indicating low confidence), the model continues processing the question with long-form reasoning. In our experiments, we set the PPL threshold at the 75th percentile of the test set’s PPL distribution. Note that in real-world applications, the test set’s PPL scores are unavailable. Therefore, this experiment only serves as an exploratory validation of PPL-based confidence estimation. The results, shown in Table 3, demonstrate that PPL thresholding achieves the best performance for the majority of datasets, highlighting the effectiveness of PPL as a confidence estimator for model outputs.

The results of these exploratory experiments reveal the great potential of using PPL as an indicator for measuring the reliability of model outputs, demonstrating a close correlation between PPL and the correctness of short answers. Building on these exploratory findings, this paper will leverage them as a foundation to develop a dynamic reasoning decision-making framework using PPL. The goal is to create a model that can adaptively switch between short and long-form reasoning during inference. By avoiding redundant computations, this approach will significantly improve the model’s reasoning efficiency and accuracy. The detailed methodology is presented in Section 4.

4 Methodology

As shown in Figure 3(a), we first utilize both examples with short answers and examples with long-form reasoning answers for training LLMs or MLLMs. Subsequently, with the help of PPLs from training sets, we estimate the distributions of PPLs for correct and incorrect short answers, which are used to making decision. Specifically, if the estimated distribution determines that the short answer is correct, the proposed method outputs the correct answer directly. Otherwise, it performs the long-form reasoning. The inference process is shown in Figure 3(b).

4.1 Model Training

With the training examples with each containing annotations for both short answers and long-form reasoning answers, we blend them to create a new dataset. To prompt the short answer, we use the instruction: “Please directly output the answer.” For the long-form reasoning answer, we instead prompt: “Please output the reasoning process before outputting the answer.” We then apply the standard instruction tuning procedure. The model takes a sequence of text w_1, w_2, \dots, w_T consisting of input and output text. The optimization objective is cross-entropy loss \mathcal{L} which can be defined as follows:

$$\mathcal{L} = -\frac{1}{T} \sum_{t=1}^T \log P(w_t \mid w_1, w_2, \dots, w_{t-1}) \quad (1)$$

where $P(w_t \mid w_1, w_2, \dots, w_{t-1})$ represents the probability of t^{th} token w_t given the sequence of preceding tokens w_1, w_2, \dots, w_{t-1} . We only compute the loss for the response tokens.

4.2 Obtaining Short Answer PPL

After the training of model M is completed, we perform short answer inference on all examples in the training dataset \mathcal{D} . For each example x_i , the model generates a short answer \hat{y}_i^s , and we calculate its PPL value PPL_i . The PPL of a sequence of tokens (w_1, w_2, \dots, w_T) is defined as:

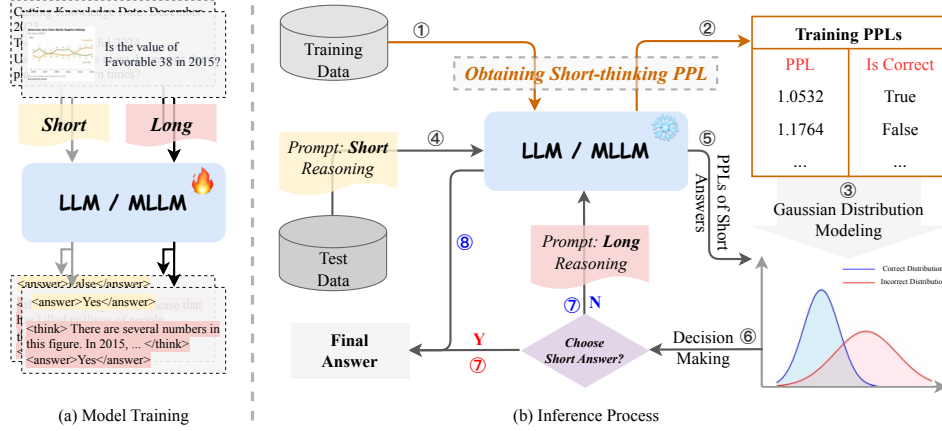


Figure 3: The training pipeline (a) and the inference process (b) of CAR.

$$PPL = \exp \left(-\frac{1}{T} \sum_{t=1}^T \log p(w_t | w_1, \dots, w_{t-1}) \right) \quad (2)$$

where $p(w_t | w_1, \dots, w_{t-1})$ is the probability of the t -th token given the previous $t-1$ tokens predicted by the model.

4.3 Gaussian Distribution Modeling

Let C be a binary variable indicating whether the short answer is correct or not, where $C = 1$ represents a correct answer and $C = 0$ represents an incorrect answer. We assume that the distribution of PPL scores for correct and incorrect short answers follows a Gaussian distribution.

For correct answers $C = 1$, the PPL scores follow a Gaussian distribution $\mathcal{N}(\mu_1, \sigma_1^2)$, and for incorrect answers $C = 0$, the PPL scores follow a Gaussian distribution $\mathcal{N}(\mu_0, \sigma_0^2)$. The probability density functions are given by:

$$f_1(PPL) = \frac{1}{\sqrt{2\pi}\sigma_1} \exp \left(-\frac{(PPL - \mu_1)^2}{2\sigma_1^2} \right) \quad (3)$$

$$f_0(PPL) = \frac{1}{\sqrt{2\pi}\sigma_0} \exp \left(-\frac{(PPL - \mu_0)^2}{2\sigma_0^2} \right) \quad (4)$$

We estimate the parameters $\mu_1, \sigma_1^2, \mu_0, \sigma_0^2$ from the training data. Let n_1 be the number of correct short answers and n_0 be the number of incorrect short answers in the training set. The parameter estimates are:

$$\hat{\mu}_1 = \frac{1}{n_1} \sum_{i:C_i=1} PPL_i, \quad \hat{\sigma}_1^2 = \frac{1}{n_1} \sum_{i:C_i=1} (PPL_i - \hat{\mu}_1)^2 \quad (5)$$

$$\hat{\mu}_0 = \frac{1}{n_0} \sum_{i:C_i=0} PPL_i, \quad \hat{\sigma}_0^2 = \frac{1}{n_0} \sum_{i:C_i=0} (PPL_i - \hat{\mu}_0)^2 \quad (6)$$

4.4 Inference Process

When the trained model M is used for inference on a new input example x , the following steps are carried out: **1) Short Answer inference:** The model M first generates a short answer \hat{y}^s for the input x , and we calculate its PPL score, denoted as PPL_{new} . **2) Probability calculation:**

	DocVQA		ChartQA		FUNSD		Average	
Model	Acc	#Token	Acc	#Token	Acc	#Token	Acc	#Token
Baselines								
Qwen2-VL _{Short} [60]	87.4	10.7	66.6	9.0	71.5	16.7	75.1	12.1
Qwen2-VL _{Long} [60]	84.6	404.1	65.2	978.1	67.6	346.8	72.4	576.3
Ours								
CAR _{Short}	89.0	10.5	67.1	9.0	71.5	16.8	75.8	12.1
CAR _{Long}	83.9	426.6	65.6	394.2	67.4	469.8	72.3	430.2
CAR _{Qwen2VL}	90.1	88.9	69.9	80.0	73.6	91.8	77.9	86.9

Table 4: Comparison of accuracy and token numbers in multimodality datasets.

We substitute PPL_{new} into the probability density functions f_1 and f_0 to obtain the probabilities $P(C = 1|PPL_{new})$ and $P(C = 0|PPL_{new})$. According to Bayes’ theorem:

$$P(C = 1|PPL_{new}) = \frac{f_1(PPL_{new}) \cdot P(C = 1)}{f_1(PPL_{new}) \cdot P(C = 1) + f_0(PPL_{new}) \cdot P(C = 0)} \quad (7)$$

$$P(C = 0|PPL_{new}) = \frac{f_0(PPL_{new}) \cdot P(C = 0)}{f_1(PPL_{new}) \cdot P(C = 1) + f_0(PPL_{new}) \cdot P(C = 0)} \quad (8)$$

where $P(C = 1) = \frac{n_1}{n_1+n_0}$ and $P(C = 0) = \frac{n_0}{n_1+n_0}$ are the prior probabilities of correct and incorrect answers in the training set. To balance the correctly-answered and incorrectly-answered examples, we select the same number of correctly-answered examples as the incorrectly-answered ones for the aforementioned modeling, *i.e.*, $n_0 = n_1$. **3) Decision-making:** If $P(C = 1|PPL_{new}) > P(C = 0|PPL_{new})$, we consider the short answer \hat{y}^s to be accurate enough and output it as the final answer. Otherwise, we use the long-form reasoning prompt to guide the model M to perform long-form reasoning and obtain a more accurate answer \hat{y}^l , which is then output as the final result.

5 Experiments

5.1 Setup

Datasets To demonstrate the utility of our proposed method, we conduct experiments on three multimodality datasets: **DocVQA** [49], **ChartQA** [51], and **FUNSD** [55]. Unlike the pilot study in Section 3, here we input the image modality and evaluate the performance using MLLMs. Since these datasets lack reasoning process annotations, we reuse the reasoning process data obtained in the pilot study. Furthermore, we evaluate CAR on text datasets, selecting three widely used reasoning datasets: the mathematical reasoning datasets **GSM8K** [57] and **MathQA** [58], as well as the commonsense reasoning dataset **StrategyQA** [59].

Training and inference setup We utilize Qwen2-VL-7B-Instruct [60] as our multimodal language model, and employ Qwen2.5-7B-Instruct [61] and Llama3.1-8B-Instruct [62] as large language models, termed as **CAR_{Qwen2VL}**, **CAR_{Qwen2.5}** and **CAR_{Llama3.1}** respectively. We train all models for 3 epochs, using a batch size of 32 and a learning rate of 1e-6, with the AdamW optimizer [63] and a cosine scheduler [64]. The maximum input and output sequence lengths are set to 4096 and 1024, respectively. Training is conducted on 8 NVIDIA A100.

To eliminate the impact of randomness, no sampling methods are employed during testing for any of the models. Instead, beam search with a beam size of 1 is used for generation across all models. Additionally, the maximum number of generated tokens is set to 1024, while the maximum number of input tokens is set to 4096.

Baselines The baselines used in our experiments include: 1) **Short answer and long-form reasoning baselines:** This work primarily investigates whether the CAR method can outperform inference

	GSM8K		StrategyQA		MathQA		Average	
Model	Acc	#Token	Acc	#Token	Acc	#Token	Acc	#Token
Baselines								
Qwen2.5 _{Short} [61]	24.2	9.2	78.2	8.0	65.0	8.0	55.8	8.4
Qwen2.5 _{Long} [61]	76.4	138.4	76.8	71.7	72.0	168.4	75.0	126.1
SOTA								
TALE _{Qwen2.5} [43]	87.6	124.0	80.6	51.7	50.4	321.7	72.8	165.8
COD _{Qwen2.5} [44]	78.9	93.4	76.8	31.1	67.1	139.6	74.2	88.1
Ours								
CAR _{Qwen2.5-Short}	23.6	9.4	78.3	8.0	65.4	8.0	55.8	8.5
CAR _{Qwen2.5-Long}	76.8	139.4	79.0	74.1	80.6	130.1	78.8	114.5
CAR _{Qwen2.5}	78.8	127.8	80.7	21.8	83.8	58.1	81.1	69.2

Table 5: Comparison of accuracy and token numbers in reasoning datasets using Qwen2.5.

	GSM8K		StrategyQA		MathQA		Average	
Model	Acc	#Token	Acc	#Token	Acc	#Token	Acc	#Token
Baselines								
Llama3.1 _{Short} [62]	23.9	9.1	75.5	9.0	54.4	9.0	33.1	9.0
Llama3.1 _{Long} [62]	72.9	118.9	78.6	175.9	60.9	220.8	70.8	171.8
SOTA								
TALE _{Llama3.1} [43]	80.6	183.2	76.2	89.1	48.3	639.6	68.3	303.9
COD _{Llama3.1} [44]	73.7	117.7	75.5	73.7	59.1	268.7	69.4	153.3
Ours								
CAR _{Llama3.1-Short}	21.3	9.1	75.9	9.0	57.3	9.0	51.5	9.0
CAR _{Llama3.1-Long}	73.5	116.2	81.4	90.9	73.1	227.3	76.0	144.8
CAR _{Llama3.1}	71.6	108.9	82.8	21.4	70.2	149.9	74.9	93.4

Table 6: Comparison of accuracy and token numbers in reasoning datasets using Llama3.1.

based fully on short-answer or long-form reasoning. To evaluate this, we fine-tune Qwen2-VL-7B-Instruct with the same hyperparameters on both short-answer and long-form response annotations, resulting in two variants: **Qwen2-VL_{Short}**, **Qwen2-VL_{Long}**. Since CAR can perform both short-answer and long-form reasoning, we also report its results under these two inference modes, denoted as **CAR_{Short}** and **CAR_{Long}** respectively. 2) **SOTA reasoning token reduction baselines:** Among reasoning methods, those most closely related to CAR are reasoning token reduction methods in LLM [27]. As strong baselines, we adopt two recent state-of-the-art LLM-based techniques: Token-Budget-Aware Reasoning (TALE) [43] and Chain-of-Draft (COD) [44]. We replicate these methods using Qwen2.5-7B-Instruct and Llama3.1-8B-Instruct, resulting in four variants: **TALE_{Qwen2.5}**, **TALE_{Llama3.1}**, **COD_{Qwen2.5}** and **COD_{Llama3.1}**. To establish direct comparisons, we also fine-tune both Qwen2.5-7B-Instruct and Llama3.1-8B-Instruct using identical hyperparameters on short-answer and long-form response annotations, resulting in four variants: **Qwen2.5_{Short}**, **Qwen2.5_{Long}**, **Llama3.1_{Short}** and **Llama3.1_{Long}**. We provide detailed implementation configurations and hyperparameters for these baselines in Appendix C.

Evaluation metric Our evaluation focuses on two key dimensions: prediction quality and inference efficiency. For prediction quality, we adopt task-specific metrics. On VQA and KIE datasets, we follow [65–67] by using accuracy, where a response is considered correct if it contains the ground truth. For mathematical and commonsense reasoning tasks, as in [60, 68, 69], we require exact matches the ground truth for correctness. To measure inference efficiency, we record the number of generated tokens as our metric.

5.2 Results on Multimodal Datasets

Table 4 demonstrates the performance on multimodal datasets. First, the superior performance of $CAR_{Qwen2VL}$ over CAR_{Short} and CAR_{Long} demonstrates the effectiveness of using PPL as an indicator for routing reasoning paths. Furthermore, the $CAR_{Qwen2VL}$ achieves the highest average accuracy 77.9%, outperforming baseline models $Qwen2VL_{Short}$ and $Qwen2VL_{Long}$ by 2.8% and 5.5% improvement respectively. Notably, our method maintains efficient token usage (86.9 tokens on average), requiring only 15% of the tokens used by $Qwen2VL_{Long}$. These results showcase the utility of CAR in multimodal scenarios.

5.3 Results on Text Datasets

Table 5 and 6 show the performance on text-based reasoning tasks. CAR demonstrates robust performance, achieving an average accuracy of 81.1% with Qwen2.5-7B and 74.9% with Llama3.1-8B, outperforming both short-answer baselines (55.8% and 51.5%) and exhaustive long-form reasoning (75.0% and 70.8%). Notably, CAR reduces token usage by 45.1% (Qwen2.5) and 45.6% (Llama3.1) compared to pure long-form reasoning. In Qwen2.5, $CAR_{Qwen2.5}$ consistently outperforms $CAR_{Qwen2.5-Short}$ and $CAR_{Qwen2.5-Long}$, again demonstrating the effectiveness of using PPL as a routing indicator.

Furthermore, CAR consistently outperforms state-of-the-art token reduction methods like TALE and COD. Specifically, with Qwen2.5, CAR achieves an average accuracy 8.3% higher than TALE and 6.9% higher than COD, while maintaining the lowest token count (*i.e.*, 69.2 tokens). Similarly, with Llama3.1, CAR surpasses TALE and COD by 6.6% and 5.5% in average accuracy, respectively, while still generating the fewest tokens.

Notably, CAR’s adaptive routing proves particularly effective in MathQA datasets (*i.e.*, 70.2% vs. 59.1% of COD with Llama3.1, 83.8% vs. 67.1% of COD with Qwen2.5), where it eliminates unnecessary reasoning steps. These results underscore CAR’s utility across diverse reasoning paradigms.

5.4 Discussion

Our experiments demonstrate that CAR achieves significant improvements on multimodal VQA/KIE datasets, while showing more modest gains on complex reasoning tasks like GSM8K and MathQA. This discrepancy aligns with our hypothesis: tasks like GSM8K inherently require CoT reasoning for most questions, leaving limited room for improvement when switching to short answers. In fact, this observation further validates CAR’s reliability—it correctly identifies that exhaustive reasoning is necessary for such tasks, avoiding unnecessary shortcuts that would harm accuracy.

Notably, while CAR slightly underperforms TALE on GSM8K (78.8% vs. 87.6%), the two methods are complementary rather than contradictory. TALE optimizes reasoning efficiency by generating shorter reasoning paths via prompt engineering and SFT, whereas CAR dynamically routes between short answers and full reasoning based on confidence. This suggests a promising direction: combining CAR’s adaptive routing with TALE’s concise reasoning generation could yield even higher accuracy and efficiency. More experiments in Appendix E show the performance of such hybrid approach.

These insights highlight the universality of CAR that it not only excels in tasks where reasoning is selectively beneficial (*e.g.*, VQA and KIE) but also effective in tasks requiring reasoning such as MathQA and StrategyQA. Future work could explore tighter integration of confidence-aware routing with other reasoning token reduction methods.

6 Limitations

While CAR effectively balances accuracy and efficiency, it has several limitations: (1) Performance gains are more modest on complex reasoning tasks (*e.g.*, MathQA, GSM8K) compared to fact-based VQA/KIE datasets, suggesting room for improvement in tasks inherently require reasoning; (2) The adaptive routing process introduces minor computational overhead compared to pure short-answer inference.

7 Conclusion

We propose **Certainty-based Adaptive Reasoning (CAR)**, a framework that dynamically switches between short answers and long-form reasoning based on model confidence. Experiments across diverse benchmarks demonstrate CAR’s effectiveness in balancing efficiency and performance. Our work challenges the necessity of always using long-form reasoning, offering a more adaptive and efficient approach for LLMs/MLLM reasoning.

References

- [1] Takeshi Kojima, Shixiang Shane Gu, Machel Reid, Yutaka Matsuo, and Yusuke Iwasawa. Large language models are zero-shot reasoners. *Advances in neural information processing systems*, 35:22199–22213, 2022.
- [2] Jason Wei, Xuezhi Wang, Dale Schuurmans, Maarten Bosma, Fei Xia, Ed Chi, Quoc V Le, Denny Zhou, et al. Chain-of-thought prompting elicits reasoning in large language models. *Advances in neural information processing systems*, 35:24824–24837, 2022.
- [3] Kulin Shah, Nishanth Dikkala, Xin Wang, and Rina Panigrahy. Causal language modeling can elicit search and reasoning capabilities on logic puzzles. In *The Thirty-eighth Annual Conference on Neural Information Processing Systems*, 2024. URL <https://openreview.net/forum?id=i5PoejmWoC>.
- [4] Qing Lyu, Shreya Havaldar, Adam Stein, Li Zhang, Delip Rao, Eric Wong, Marianna Apidianaki, and Chris Callison-Burch. Faithful chain-of-thought reasoning. In *The 13th International Joint Conference on Natural Language Processing and the 3rd Conference of the Asia-Pacific Chapter of the Association for Computational Linguistics (IJCNLP-AACL 2023)*, 2023.
- [5] Xuan Zhang, Chao Du, Tianyu Pang, Qian Liu, Wei Gao, and Min Lin. Chain of preference optimization: Improving chain-of-thought reasoning in llms. *Advances in Neural Information Processing Systems*, 37:333–356, 2024.
- [6] Guhao Feng, Bohang Zhang, Yuntian Gu, Haotian Ye, Di He, and Liwei Wang. Towards revealing the mystery behind chain of thought: a theoretical perspective. *Advances in Neural Information Processing Systems*, 36:70757–70798, 2023.
- [7] Qiguang Chen, Libo Qin, Jiaqi Wang, Jingxuan Zhou, and Wanxiang Che. Unlocking the capabilities of thought: A reasoning boundary framework to quantify and optimize chain-of-thought. *Advances in Neural Information Processing Systems*, 37:54872–54904, 2024.
- [8] OpenAI. Openai o1 hub, 2025. URL <https://openai.com/o1>.
- [9] Haoyu Lu, Wen Liu, Bo Zhang, Bingxuan Wang, Kai Dong, Bo Liu, Jingxiang Sun, Tongzheng Ren, Zhuoshu Li, Yaofeng Sun, et al. Deepseek-vl: towards real-world vision-language understanding. *arXiv preprint arXiv:2403.05525*, 2024.
- [10] Zhihong Shao, Peiyi Wang, Qihao Zhu, Runxin Xu, Junxiao Song, Xiao Bi, Haowei Zhang, Mingchuan Zhang, YK Li, Y Wu, et al. Deepseekmath: Pushing the limits of mathematical reasoning in open language models. *arXiv preprint arXiv:2402.03300*, 2024.
- [11] Daya Guo, Dejian Yang, Haowei Zhang, Junxiao Song, Ruoyu Zhang, Runxin Xu, Qihao Zhu, Shirong Ma, Peiyi Wang, Xiao Bi, et al. Deepseek-r1: Incentivizing reasoning capability in llms via reinforcement learning. *arXiv preprint arXiv:2501.12948*, 2025.
- [12] Yu Meng, Mengzhou Xia, and Danqi Chen. Simpo: Simple preference optimization with a reference-free reward. *Advances in Neural Information Processing Systems*, 37:124198–124235, 2024.
- [13] Zhenyu Zhang, Ying Sheng, Tianyi Zhou, Tianlong Chen, Lianmin Zheng, Ruisi Cai, Zhao Song, Yuandong Tian, Christopher Ré, Clark Barrett, et al. H2o: Heavy-hitter oracle for efficient generative inference of large language models. *Advances in Neural Information Processing Systems*, 36:34661–34710, 2023.

- [14] Qwen Team. Qwq: Reflect deeply on the boundaries of the unknown. <https://example.com/qwen-qwq>, 2025. URL <https://example.com/qwen-qwq>.
- [15] ByteDance Seed, Yufeng Yuan, Yu Yue, Mingxuan Wang, Xiaochen Zuo, Jiaze Chen, Lin Yan, Wenyan Xu, Chi Zhang, Xin Liu, et al. Seed-thinking-v1. 5: Advancing superb reasoning models with reinforcement learning. *arXiv preprint arXiv:2504.13914*, 2025.
- [16] Google DeepMind. Gemini 2.5: Our most intelligent AI model. <https://blog.google/technology/ai/google-gemini-2-5-ai-model/>, March 2025. Last updated March 26, 2025.
- [17] Xiang Fei, Jinghui Lu, Qi Sun, Hao Feng, Yanjie Wang, Wei Shi, An-Lan Wang, Jingqun Tang, and Can Huang. Advancing sequential numerical prediction in autoregressive models, 2025. URL <https://arxiv.org/abs/2505.13077>.
- [18] Zayne Rea Sprague, Fangcong Yin, Juan Diego Rodriguez, Dongwei Jiang, Manya Wadhwa, Prasann Singhal, Xinyu Zhao, Xi Ye, Kyle Mahowald, and Greg Durrett. To cot or not to cot? chain-of-thought helps mainly on math and symbolic reasoning. In *The Thirteenth International Conference on Learning Representations*, 2025. URL <https://openreview.net/forum?id=w6n1cS8Kkn>.
- [19] Liang Chen, Lei Li, Haozhe Zhao, Yifan Song, and Vinci. R1-v: Reinforcing super generalization ability in vision-language models with less than \$3. <https://github.com/Deep-Agent/R1-V>, 2025. Accessed: 2025-02-02.
- [20] Haozhan Shen, Peng Liu, Jingcheng Li, Chunxin Fang, Yibo Ma, Jiajia Liao, Qiaoli Shen, Zilun Zhang, Kangjia Zhao, Qianqian Zhang, Ruochen Xu, and Tiancheng Zhao. Vlm-r1: A stable and generalizable r1-style large vision-language model. *arXiv preprint arXiv:2504.07615*, 2025.
- [21] Jinghui Lu, Rui Zhao, Brian Mac Namee, and Fei Tan. Punifiedner: A prompting-based unified ner system for diverse datasets. In *Proceedings of the AAAI conference on artificial intelligence*, volume 37, pages 13327–13335, 2023.
- [22] Jinghui Lu, Dongsheng Zhu, Weidong Han, Rui Zhao, Brian Mac Namee, and Fei Tan. What makes pre-trained language models better zero-shot learners? In Anna Rogers, Jordan Boyd-Graber, and Naoaki Okazaki, editors, *Proceedings of the 61st Annual Meeting of the Association for Computational Linguistics (Volume 1: Long Papers)*, pages 2288–2303, Toronto, Canada, July 2023. Association for Computational Linguistics. doi: 10.18653/v1/2023.acl-long.128. URL <https://aclanthology.org/2023.acl-long.128/>.
- [23] Jinghui Lu, Yanjie Wang, Ziwei Yang, Xuejing Liu, Brian Mac Namee, and Can Huang. Padellmner: parallel decoding in large language models for named entity recognition. *Advances in Neural Information Processing Systems*, 37:117853–117880, 2024.
- [24] Jinghui Lu, Haiyang Yu, Yanjie Wang, Yongjie Ye, Jingqun Tang, Ziwei Yang, Binghong Wu, Qi Liu, Hao Feng, Han Wang, et al. A bounding box is worth one token: Interleaving layout and text in a large language model for document understanding. *arXiv preprint arXiv:2407.01976*, 2024.
- [25] Han Wang, Yongjie Ye, Bingru Li, Yuxiang Nie, Jinghui Lu, Jingqun Tang, Yanjie Wang, and Can Huang. Vision as lora. *arXiv preprint arXiv:2503.20680*, 2025.
- [26] Haiyang Yu, Jinghui Lu, Yanjie Wang, Yang Li, Han Wang, Can Huang, and Bin Li. Eve: Towards end-to-end video subtitle extraction with vision-language models. *arXiv preprint arXiv:2503.04058*, 2025.
- [27] Yang Sui, Yu-Neng Chuang, Guanchu Wang, Jiamu Zhang, Tianyi Zhang, Jiayi Yuan, Hongyi Liu, Andrew Wen, Shaochen Zhong, Hanjie Chen, et al. Stop overthinking: A survey on efficient reasoning for large language models. *arXiv preprint arXiv:2503.16419*, 2025.
- [28] Sicheng Feng, Gongfan Fang, Xinyin Ma, and Xinchao Wang. Efficient reasoning models: A survey. *arXiv preprint arXiv:2504.10903*, 2025.

- [29] Xuezhi Wang, Jason Wei, Dale Schuurmans, Quoc Le, Ed Chi, Sharan Narang, Aakanksha Chowdhery, and Denny Zhou. Self-consistency improves chain of thought reasoning in language models. *arXiv preprint arXiv:2203.11171*, 2022.
- [30] Hunter Lightman, Vineet Kosaraju, Yuri Burda, Harrison Edwards, Bowen Baker, Teddy Lee, Jan Leike, John Schulman, Ilya Sutskever, and Karl Cobbe. Let’s verify step by step. In *The Twelfth International Conference on Learning Representations*, 2024. URL <https://openreview.net/forum?id=v8L0pN6E0i>.
- [31] Geunwoo Kim, Pierre Baldi, and Stephen McAleer. Language models can solve computer tasks. *Advances in Neural Information Processing Systems*, 36:39648–39677, 2023.
- [32] Shunyu Yao, Dian Yu, Jeffrey Zhao, Izhak Shafran, Tom Griffiths, Yuan Cao, and Karthik Narasimhan. Tree of thoughts: Deliberate problem solving with large language models. *Advances in neural information processing systems*, 36:11809–11822, 2023.
- [33] Sijia Chen, Baochun Li, and Di Niu. Boosting of thoughts: Trial-and-error problem solving with large language models. *arXiv preprint arXiv:2402.11140*, 2024.
- [34] Zirui Zhao, Wee Sun Lee, and David Hsu. Large language models as common-sense knowledge for large-scale task planning. In A. Oh, T. Naumann, A. Globerson, K. Saenko, M. Hardt, and S. Levine, editors, *Advances in Neural Information Processing Systems*, volume 36, pages 31967–31987. Curran Associates, Inc., 2023. URL https://proceedings.neurips.cc/paper_files/paper/2023/file/65a39213d7d0e1eb5d192aa77e77eeb7-Paper-Conference.pdf.
- [35] Shunyu Yao, Jeffrey Zhao, Dian Yu, Nan Du, Izhak Shafran, Karthik Narasimhan, and Yuan Cao. React: Synergizing reasoning and acting in language models. In *International Conference on Learning Representations (ICLR)*, 2023.
- [36] Yuchen Zhuang, Yue Yu, Kuan Wang, Haotian Sun, and Chao Zhang. Toolqa: A dataset for llm question answering with external tools. In A. Oh, T. Naumann, A. Globerson, K. Saenko, M. Hardt, and S. Levine, editors, *Advances in Neural Information Processing Systems*, volume 36, pages 50117–50143. Curran Associates, Inc., 2023. URL https://proceedings.neurips.cc/paper_files/paper/2023/file/9cb2a7495900f8b602cb10159246a016-Paper-Datasets_and_Benchmarks.pdf.
- [37] Noah Shinn, Federico Cassano, Ashwin Gopinath, Karthik Narasimhan, and Shunyu Yao. Reflexion: language agents with verbal reinforcement learning. In A. Oh, T. Naumann, A. Globerson, K. Saenko, M. Hardt, and S. Levine, editors, *Advances in Neural Information Processing Systems*, volume 36, pages 8634–8652. Curran Associates, Inc., 2023. URL https://proceedings.neurips.cc/paper_files/paper/2023/file/1b44b878bb782e6954cd888628510e90-Paper-Conference.pdf.
- [38] Shishir G. Patil, Tianjun Zhang, Xin Wang, and Joseph E. Gonzalez. Gorilla: Large language model connected with massive apis. In A. Globerson, L. Mackey, D. Belgrave, A. Fan, U. Paquet, J. Tomczak, and C. Zhang, editors, *Advances in Neural Information Processing Systems*, volume 37, pages 126544–126565. Curran Associates, Inc., 2024. URL https://proceedings.neurips.cc/paper_files/paper/2024/file/e4c61f578ff07830f5c37378dd3ecb0d-Paper-Conference.pdf.
- [39] Guohao Li, Hasan Hammoud, Hani Itani, Dmitrii Khizbullin, and Bernard Ghanem. Camel: Communicative agents for "mind" exploration of large language model society. In A. Oh, T. Naumann, A. Globerson, K. Saenko, M. Hardt, and S. Levine, editors, *Advances in Neural Information Processing Systems*, volume 36, pages 51991–52008. Curran Associates, Inc., 2023. URL https://proceedings.neurips.cc/paper_files/paper/2023/file/a3621ee907def47c1b952ade25c67698-Paper-Conference.pdf.
- [40] Ayeong Lee, Ethan Che, and Tianyi Peng. How well do llms compress their own chain-of-thought? a token complexity approach. *arXiv preprint arXiv:2503.01141*, 2025.
- [41] Wenjie Ma, Jingxuan He, Charlie Snell, Tyler Griggs, Sewon Min, and Matei Zaharia. Reasoning models can be effective without thinking. *arXiv preprint arXiv:2504.09858*, 2025.

- [42] Sania Nayab, Giulio Rossolini, Marco Simoni, Andrea Saracino, Giorgio Buttazzo, Nicolamaria Manes, and Fabrizio Giacomelli. Concise thoughts: Impact of output length on llm reasoning and cost. *arXiv preprint arXiv:2407.19825*, 2024.
- [43] Tingxu Han, Zhenting Wang, Chunrong Fang, Shiyu Zhao, Shiqing Ma, and Zhenyu Chen. Token-budget-aware llm reasoning. *arXiv preprint arXiv:2412.18547*, 2024.
- [44] Silei Xu, Wenhao Xie, Lingxiao Zhao, and Pengcheng He. Chain of draft: Thinking faster by writing less. *arXiv preprint arXiv:2502.18600*, 2025.
- [45] Xuefei Ning, Zinan Lin, Zixuan Zhou, Zifu Wang, Huazhong Yang, and Yu Wang. Skeleton-of-thought: Large language models can do parallel decoding. *Proceedings ENLSP-III*, 2023.
- [46] Shibo Hao, Sainbayar Sukhbaatar, DiJia Su, Xian Li, Zhiting Hu, Jason Weston, and Yuandong Tian. Training large language models to reason in a continuous latent space. *arXiv preprint arXiv:2412.06769*, 2024.
- [47] Zhenyi Shen, Hanqi Yan, Linhai Zhang, Zhanghao Hu, Yali Du, and Yulan He. Codi: Compressing chain-of-thought into continuous space via self-distillation. *arXiv preprint arXiv:2502.21074*, 2025.
- [48] Yangjun Ruan, Neil Band, Chris J Maddison, and Tatsunori Hashimoto. Reasoning to learn from latent thoughts. *arXiv preprint arXiv:2503.18866*, 2025.
- [49] Minesh Mathew, Dimosthenis Karatzas, and CV Jawahar. Docvqa: A dataset for vqa on document images. In *Proceedings of the IEEE/CVF winter conference on applications of computer vision*, pages 2200–2209, 2021.
- [50] Minesh Mathew, Viraj Bagal, Rubèn Tito, Dimosthenis Karatzas, Ernest Valveny, and CV Jawahar. Infographicvqa. In *Proceedings of the IEEE/CVF Winter Conference on Applications of Computer Vision*, pages 1697–1706, 2022.
- [51] Ahmed Masry, Xuan Long Do, Jia Qing Tan, Shafiq Joty, and Enamul Hoque. ChartQA: A benchmark for question answering about charts with visual and logical reasoning. In Smaranda Muresan, Preslav Nakov, and Aline Villavicencio, editors, *Findings of the Association for Computational Linguistics: ACL 2022*, pages 2263–2279, Dublin, Ireland, May 2022. Association for Computational Linguistics. doi: 10.18653/v1/2022.findings-acl.177. URL <https://aclanthology.org/2022.findings-acl.177>.
- [52] Ryota Tanaka, Kyosuke Nishida, and Sen Yoshida. Visualmrc: Machine reading comprehension on document images. In *Proceedings of the AAAI Conference on Artificial Intelligence*, volume 35, pages 13878–13888, 2021.
- [53] Zheng Huang, Kai Chen, Jianhua He, Xiang Bai, Dimosthenis Karatzas, Shijian Lu, and CV Jawahar. Icdar2019 competition on scanned receipt ocr and information extraction. In *2019 International Conference on Document Analysis and Recognition (ICDAR)*, pages 1516–1520. IEEE, 2019.
- [54] Seunghyun Park, Seung Shin, Bado Lee, Junyeop Lee, Jaeheung Surh, Minjoon Seo, and Hwalsuk Lee. Cord: a consolidated receipt dataset for post-ocr parsing. In *Workshop on Document Intelligence at NeurIPS 2019*, 2019.
- [55] Guillaume Jaume, Hazim Kemal Ekenel, and Jean-Philippe Thiran. Funsd: A dataset for form understanding in noisy scanned documents. In *2019 International Conference on Document Analysis and Recognition Workshops (ICDARW)*, volume 2, pages 1–6. IEEE, 2019.
- [56] Zhibo Yang, Rujiao Long, Pengfei Wang, Sibao Song, Humen Zhong, Wenqing Cheng, Xiang Bai, and Cong Yao. Modeling entities as semantic points for visual information extraction in the wild. In *Proceedings of the IEEE/CVF Conference on Computer Vision and Pattern Recognition*, pages 15358–15367, 2023.
- [57] Karl Cobbe, Vineet Kosaraju, Mohammad Bavarian, Mark Chen, Heewoo Jun, Lukasz Kaiser, Matthias Plappert, Jerry Tworek, Jacob Hilton, Reiichiro Nakano, et al. Training verifiers to solve math word problems. *arXiv preprint arXiv:2110.14168*, 2021.

- [58] Aida Amini, Saadia Gabriel, Shanchuan Lin, Rik Koncel-Kedziorski, Yejin Choi, and Hannaneh Hajishirzi. MathQA: Towards interpretable math word problem solving with operation-based formalisms. In Jill Burstein, Christy Doran, and Thamar Solorio, editors, *Proceedings of the 2019 Conference of the North American Chapter of the Association for Computational Linguistics: Human Language Technologies, Volume 1 (Long and Short Papers)*, pages 2357–2367, Minneapolis, Minnesota, June 2019. Association for Computational Linguistics. doi: 10.18653/v1/N19-1245. URL <https://aclanthology.org/N19-1245/>.
- [59] Mor Geva, Daniel Khashabi, Elad Segal, Tushar Khot, Dan Roth, and Jonathan Berant. Did aristotle use a laptop? a question answering benchmark with implicit reasoning strategies. *Transactions of the Association for Computational Linguistics*, 9:346–361, 2021.
- [60] Peng Wang, Shuai Bai, Sinan Tan, Shijie Wang, Zhihao Fan, Jinze Bai, Keqin Chen, Xuejing Liu, Jialin Wang, Wenbin Ge, et al. Qwen2-vl: Enhancing vision-language model’s perception of the world at any resolution. *arXiv preprint arXiv:2409.12191*, 2024.
- [61] An Yang, Baosong Yang, Beichen Zhang, Binyuan Hui, Bo Zheng, Bowen Yu, Chengyuan Li, Dayiheng Liu, Fei Huang, Haoran Wei, et al. Qwen2. 5 technical report. *arXiv preprint arXiv:2412.15115*, 2024.
- [62] Aaron Grattafiori, Abhimanyu Dubey, Abhinav Jauhri, Abhinav Pandey, Abhishek Kadian, Ahmad Al-Dahle, Aiesha Letman, Akhil Mathur, Alan Schelten, Alex Vaughan, et al. The llama 3 herd of models. *arXiv preprint arXiv:2407.21783*, 2024.
- [63] Ilya Loshchilov and Frank Hutter. Decoupled weight decay regularization. *arXiv preprint arXiv:1711.05101*, 2017.
- [64] Ilya Loshchilov and Frank Hutter. Sgdr: Stochastic gradient descent with warm restarts. *arXiv preprint arXiv:1608.03983*, 2016.
- [65] Hao Feng, Zijian Wang, Jingqun Tang, Jinghui Lu, Wengang Zhou, Houqiang Li, and Can Huang. Unidoc: A universal large multimodal model for simultaneous text detection, recognition, spotting and understanding. *arXiv preprint arXiv:2308.11592*, 2023.
- [66] Chuwei Luo, Yufan Shen, Zhaoqing Zhu, Qi Zheng, Zhi Yu, and Cong Yao. Layoutllm: Layout instruction tuning with large language models for document understanding. In *Proceedings of the IEEE/CVF conference on computer vision and pattern recognition*, pages 15630–15640, 2024.
- [67] Hao Feng, Qi Liu, Hao Liu, Wengang Zhou, Houqiang Li, and Can Huang. Docpedia: Unleashing the power of large multimodal model in the frequency domain for versatile document understanding. *arXiv preprint arXiv:2311.11810*, 2023.
- [68] Hugo Touvron, Louis Martin, Kevin Stone, Peter Albert, Amjad Almahairi, Yasmine Babaei, Nikolay Bashlykov, Soumya Batra, Prajjwal Bhargava, Shruti Bhosale, et al. Llama 2: Open foundation and fine-tuned chat models. *arXiv preprint arXiv:2307.09288*, 2023.
- [69] Qwen. Introducing qwen-7b: Open foundation and human-aligned models (of the state-of-the-arts), 2023. URL <https://github.com/QwenLM/Qwen-7B>.

PPL	DocVQA	ChartQA	FUNSD	SROIE	Average
Short Answer	11.6	9.1	17.2	21.7	14.9
Long-form Thinking	472.8	1156.6	612.6	330.2	643.1

Table 7: Token count of short answer and long-form thinking annotations using Qwen2.5 tokenizer.

A Preliminary Experiment Setup

A.1 Data Creation

For the polit experiment, we conduct experiments on the same datasets as mentioned in Section 3, *i.e.*, VQA datasets **DocVQA** [49], **ChartQA** [51] and KIE datasets **SROIE** [53], **FUNSD** [55]. Since these datasets are multimodal but the pilot study focuses on LLM-based reasoning, we structure the input using the OCR text and bounding box provided by respective dataset. For example: “Given document <document>Saint[466,77,554,107]\nLouis[561,77,657,107]\nHeart[664,77,760,106] ...”. However, these datasets do not include reasoning steps. To address this, we employ DeepSeek-R1 to generate plausible reasoning processes by providing the question and final answer. The statistics is shown in Table 7.

A.2 Setup

We fine-tune Qwen2.5-0.5B and Qwen2.5-7B on DocVQA, ChartQA, FUNSD, and SROIE, evaluating performance on these in-domain datasets as well as on out-of-domain (OOD) test sets (POIE, InfoVQA, VisualMRC, and CORD). For each example, we train the models to generate two response types: concise short answers when prompted with “*Please directly output the answer*” and long-form reasoning followed by answers when prompted with “*Please output the reasoning process before outputting the answer*”. We train all models for 3 epochs, using a batch size of 32 and a learning rate of 1e-6, with the AdamW optimizer [63] and a cosine scheduler [64]. The maximum input and output sequence lengths are set to 4096 and 1024, respectively. Training is conducted on 8 NVIDIA A100.

B Visualization of Reasoning Cases

The visualizations in Figure 4 and 5 compare the prediction results of the Qwen2.5-0.5B reasoning model and the short answer model. In the left image, the green and red rectangles highlight the key and the ground truth extracted value, respectively.

For these two questions, the short answer model easily retrieves the correct answer, matching the ground truth. In contrast, the long-form reasoning model initially identifies the right answer during early inference (as seen in its initial output). However, after further reflection—indicated by the red text—it ultimately arrives at an incorrect conclusion.

This suggests that while the reasoning model engages in deeper analysis, its additional processing can sometimes lead it away from the correct answer, unlike the more straightforward short answer model.

C Baseline Configurations


For all baselines, we follow the same training hyperparameters, that is, 3 epochs, using a batch size of 32 and a learning rate of 1e-6, with the AdamW optimizer [63] and a cosine scheduler [64]. The maximum input and output sequence lengths are set to 4096 and 1024, respectively.

For TALE [43] method, we replicate the SFT version to ensure a fair comparison.

D Pilot Study Results on Qwen2.5-7B

This section reports the same experiments as in Section 3, but using the Qwen2.5-7B model. The overall results align with those in the pilot study.

ATT. GEN. OFFICE/FAC. FAX:614-466-5007 Dec 10 '98 17:00 P.01

 Attorney General
Betty D. Montgomery

CONFIDENTIAL FACSIMILE
TRANSMISSION COVER SHEET

FAX NO (614) 466-5887

TO: George Besoddy

FAX NUMBER: (316) 335-7792 PHONE NUMBER: (316) 335-7761

DATE: 12/10/98

NUMBER OF PAGES INCLUDING COVER SHEET: 3


SENDER/PHONE NUMBER: Just Flynn for Rose Brown (614) 466-8780

SPECIAL INSTRUCTIONS:

**IF YOU DO NOT RECEIVE ANY OF THE PAGES PROPERLY,
PLEASE CONTACT US
AS SOON AS POSSIBLE**

NOTE: THIS MESSAGE IS INTENDED ONLY FOR THE USE OF THE INDIVIDUAL OR ENTITY TO WHOM IT IS ADDRESSED AND MAY CONTAIN INFORMATION THAT IS PRIVILEGED, CONFIDENTIAL, AND EXEMPT FROM DISCLOSURE UNDER APPLICABLE LAW. If the reader of this message is not the intended recipient or the recipient is aware responsible for delivering the message to the intended recipient, you are notified that neither the information contained herein nor the transmission of this communication in any manner is hereby prohibited. If you have received this communication in error, please notify us immediately by telephone and return the original message to us at the address below via the U.S. Postal Service. Thank you for your cooperation.

State Office Tower / 30 East Broad Street / Columbus, Ohio 43215-3439
www.leg.state.oh.us
An Equal Opportunity Employer

 Equal and Non-Discriminatory Employer

80929117

What is the content in the "Fax NO" field?

Short/GT: <answer>(614) 466- 5087</answer>

Long Thinking: <think>Okay, let's tackle this query. The user wants to know what's in the "FAX NO." field from the provided input text. \n\nFirst, I'll scan through the input text looking for any mention of FAX and then check if there's an associated number next to it. \n\nLooking at the entries: \n\nThere's a line that starts with "FAX\" followed by numbers like (614) 466-5087. Then another entry under PHONE NUMBER as "(336)" but no fax here. Wait, maybe the phone number isn't listed right after FAX. Let me check again. \n\nWait, later on, there's a section labeled "FAX NO.\" which might be part of the same area code or combination. Scanning further down: \n\nUnder CONFIDENTIAL, there's a line starting with "FAX\" followed by "NO.", so perhaps the actual FAX number would follow. But wait, earlier there's "FAX[135,374,173,391] NUMBER:[177,374,265,391]" and then "(336)[295,376,336,393] 335-[340,376,376,390] 7392[376,376,413,391]". Hmm, combining these parts gives (336) 335-7392. That seems like a full FAX number including the area code. So putting those together without spaces makes sense. Also, checking other sections where FAX is mentioned elsewhere confirms this pattern. Therefore, the FAX number should be (336) 335-7392. </think><answer>(336) 335-7392</answer>

Figure 4: A failure case of reasoning model.

[illegible]

What is the content in the "REGION:" field?

Short/GT: <answer(ONLY IF PARTIAL REGION CONTINUE WITH DIVISION (S) SCOPE)</answer>

Long Thinking Think-Okay, let's tackle this query step by step. The user wants to know what's in the `REGION` field from the provided input. I'll scan through the input text looking for the first occurrence of `REGION` and then follow the structure of the data. The input is: `is:\n\nREGION[99.293,156.306][\nONLY[99.230,140.333]IF[143.20,160.333]PARTIAL[161,320,217.333]REGION[280,320,217.333]CONTINUE[275,320,346.333]WITH[348,320,384.333]DIVISION[388,320,444.333](...)\n\nso after REGION, there's ONLY, then IF, PARTIAL, and finally REGION. Following that, under CONTINUE WITH DIVISION..., which seems like part of another section or maybe a different entry. However, the actual value associated with REGION would be near these entries. Looking further down, right after CONTINUE WITH DIVISION..., there's REGION[98.348,164.361]. Then, the DIVISION is [120.374,189.388] followed by PORTLAND[204.376,255.387], REPS[311.377,350.388], etc. But these might not be the REGION we're looking for. The next line after CONTINUE, we have more details about regions. Let me check again. In Wait, no, actually, looking at the structure: after CONTINUE WITH DIVISION..., the next relevant information comes after DIVISION[120.374,189.388] PORTLAND[204.376,255.387], REPS[311.377,350.388], etc. But the exact pattern isn't clear. Maybe the region name follows immediately after CONTINUE WITH DIVISION.... Alternatively, checking other sections where REGION appears. For example, later on, there's SECTION[98.348,164.361] PORTLAND[204.376,255.387], REPS[311.377,350.388] 6[364.376,375.387]. Here, PORTLAND is listed as a region. So, the REGION we're looking for is SEATTLE SOLV or SEA587.67,67.388 NEG[636.67,672.388]. So parts could correspond to SEATTLE SOUTH and SEATTLE NORTH respectively. Therefore, the REGION field likely includes both Seattle South and Seattle North based on their proximity to the CONTINUE WITH DIVISION... mention. In Wait, the initial REGION starts at [99.293,156.306]. Looking around that area, there's Portugal[204.376,255.387] nearby. Since Portugal is mentioned towards the end, possibly indicating the regional division. Also, PORTAL[204.376,255.387] suggests the port city, hence the region being Portoalé. This aligns with the previous examples where regions were named after cities or locations within divisions. Thus, combining all parts, the REGION field contains two regions: Seattle South and Seattle North. Think-Answer: The region is Seattle South and Seattle North. These are adjacent to the CONTINUE WITH DIVISION... instruction so/sea587.67,67.388.`

Figure 5: A failure case of reasoning model.

First, Figure 6 shows an inverse relationship between overall accuracy and mean PPL scores at the dataset level, indicating that lower confidence (i.e., higher PPL scores) correlates with lower prediction accuracy. Further analysis in Figure 7 and Table 8 compares correct and incorrect predictions, revealing that correct answers have significantly lower PPL scores than incorrect ones, with a clear distribution difference.

Additionally, Table 9 demonstrates that thresholding PPL improves performance in most datasets compared to either complete short-answer or long-form reasoning inference. These experimental

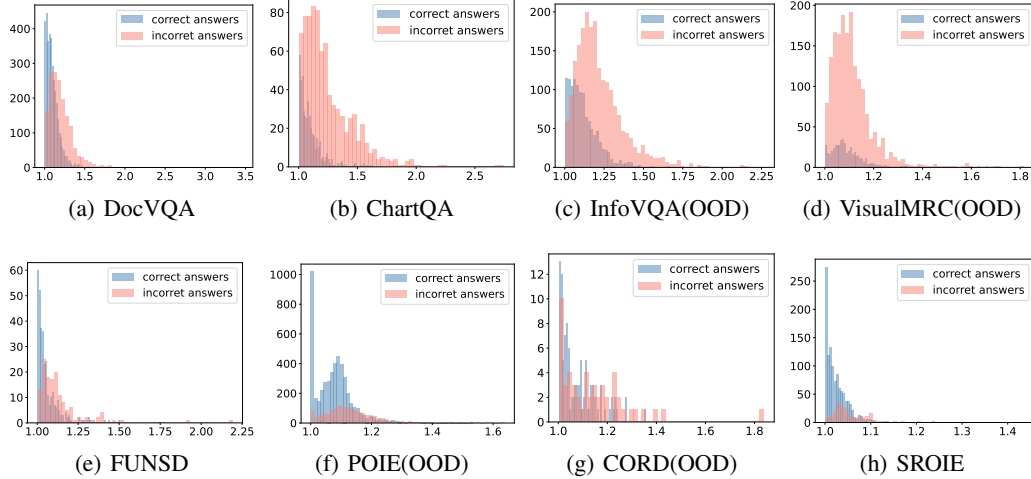


Figure 7: PPL distribution of Correct and Incorrect Predictions. X-axis is PPL, Y-axis is frequency.

PPL	DocVQA	ChartQA	InfoVQA	VisualMRC	FUNSD	POIE	CORD	SROIE	Average
Correct Cases	1.09	1.09	1.12	1.08	1.05	1.07	1.07	1.02	1.07
Incorrect Cases	1.21	1.24	1.23	1.13	1.13	1.14	1.14	1.07	1.17

Table 8: Mean PPL scores for correct and incorrect cases across datasets.

Method	DocVQA	ChartQA	InfoVQA	VisualMRC	FUNSD	POIE	CORD	SROIE
Short	68.7	35.5	35.8	22.3	70.0	77.1	66.4	84.8
Long	67.1	30.3	34.0	25.0	59.3	72.2	58.7	88.0
PPL	72.1	35.6	35.5	22.8	70.1	77.5	67.8	87.3

Table 9: Performance of different inference methods across datasets.

results confirm that PPL scores serve as a reliable indicator of the correctness of LLM-generated short answers.

E Hybrid CAR with TALE

This section explores the feasibility of integrating CAR with token reduction techniques such as TALE [43]. Most reasoning token reduction methods operate by replacing the ground-truth reasoning process with a shorter, LLM-generated version, which makes it possible to combine with CAR. In this section, we combine CAR with TALE by substituting the original reasoning steps with TALE-generated responses.

We evaluate this approach using Qwen2.5-7B and Llama3.1-8B, resulting in two variants: **CAR-TALE_{Qwen2.5}** and **CAR-TALE_{Llama3.1}**. Each variant further supports short- and long-form reasoning, yielding another four variants: **CAR-TALE_{Qwen2.5-Short}**, **CAR-TALE_{Qwen2.5-Long}**, **CAR-TALE_{Llama3.1-Short}**, **CAR-TALE_{Llama3.1-Long}**.

The experimental results, presented in Table 10 and Table 11, demonstrate the effectiveness of combining CAR with TALE for reasoning token reduction.

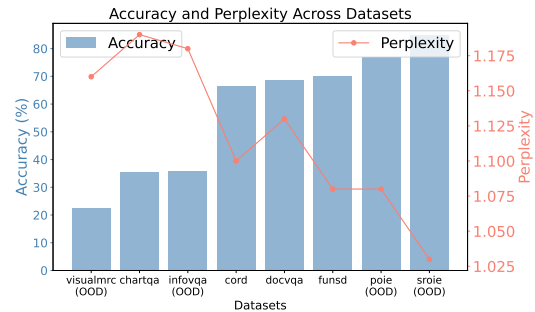


Figure 6: Mean accuracy vs. mean PPL for different datasets. OOD is out-of-domain test set.

	GSM8K	
Model	Acc	#Token
Baselines		
Qwen2.5 _{Short} [61]	24.2	9.2
Qwen2.5 _{Long} [61]	76.4	138.4
SOTA		
TALE _{Qwen2.5} [43]	87.6	124.0
CAR		
CAR _{Qwen2.5-Short}	23.6	9.4
CAR _{Qwen2.5-Long}	76.8	139.4
CAR _{Qwen2.5}	78.8	127.8
CAR-TALE		
CAR-TALE _{Qwen2.5-Short}	23.9	9.1
CAR-TALE _{Qwen2.5-Long}	86.5	116.9
CAR-TALE _{Qwen2.5}	85.5	111.3

Table 10: Performance of CAR fused with TALE using Qwen2.5.

	GSM8K	
Model	Acc	#Token
Baselines		
Llama3.1 _{Short} [62]	23.9	9.1
Llama3.1 _{Long} [62]	72.9	118.9
SOTA		
TALE _{Llama3.1} [43]	80.6	183.2
CAR		
CAR _{Llama3.1-Short}	21.3	9.1
CAR _{Llama3.1-Long}	73.5	116.2
CAR _{Llama3.1}	71.6	108.9
CAR-TALE		
CAR-TALE _{Llama3.1-Short}	22.5	9.1
CAR-TALE _{Llama3.1-Long}	81.5	183.5
CAR-TALE _{Llama3.1}	80.8	173.2

Table 11: Performance of CAR fused with TALE using Llama3.1.

When using Qwen2.5, CAR achieves a significant performance improvement of 6.7% (85.5% vs. 78.8%) when integrated with TALE, while also reducing the number of generated tokens (111.3 vs. 127.8). A similar result is observed with Llama3.1, where CAR’s performance improves notably (80.8% vs. 71.6%) when paired with TALE.

These results highlight the synergistic benefits of fusing CAR with other reasoning token reduction methods, further validating their combined effectiveness.