

Multi-modal Traffic Scenario Generation for Autonomous Driving System Testing

ZHI TU, Purdue University, USA

LIANGKUN NIU, Purdue University, USA

WEI FAN, Purdue University, USA

TIANYI ZHANG, Purdue University, USA

Autonomous driving systems (ADS) require extensive testing and validation before deployment. However, it is tedious and time-consuming to construct traffic scenarios for ADS testing. In this paper, we propose TRAFFICCOMPOSER, a multi-modal traffic scenario construction approach for ADS testing. TRAFFICCOMPOSER takes as input a natural language (NL) description of a desired traffic scenario and a complementary traffic scene image. Then, it generates the corresponding traffic scenario in a simulator, such as CARLA and LGSVL. Specifically, TRAFFICCOMPOSER integrates high-level dynamic information about the traffic scenario from the NL description and intricate details about the surrounding vehicles, pedestrians, and the road network from the image. The information from the two modalities is complementary to each other and helps generate high-quality traffic scenarios for ADS testing. On a benchmark of 120 traffic scenarios, TRAFFICCOMPOSER achieves 97.0% accuracy, outperforming the best-performing baseline by 7.3%. Both direct testing and fuzz testing experiments on six ADSs prove the bug detection capabilities of the traffic scenarios generated by TRAFFICCOMPOSER. These scenarios can directly discover 37 bugs and help two fuzzing methods find 33%–124% more bugs serving as initial seeds.

CCS Concepts: • **Software and its engineering** → **Software testing and debugging**.

Additional Key Words and Phrases: Autonomous Driving System, Software Testing, Traffic Scenario Generation

ACM Reference Format:

Zhi Tu, Liangkun Niu, Wei Fan, and Tianyi Zhang. 2025. Multi-modal Traffic Scenario Generation for Autonomous Driving System Testing. *Proc. ACM Softw. Eng.* 2, FSE, Article FSE078 (July 2025), 24 pages. <https://doi.org/10.1145/3729348>

1 Introduction

Despite significant advancements in autonomous driving, traffic accidents caused by autonomous vehicles continue to occur [6, 8, 9, 11, 67]. This highlights the critical need for effective testing methods for autonomous driving systems (ADSs). A common practice in ADS testing is asking ADS developers to manually craft test scenarios, in which the developers specify the maneuvers of surrounding vehicles and the ego vehicle [15, 23]. However, these manual approaches are often tedious and time-consuming. Recently, researchers have proposed search-based testing [1, 30, 31, 47] and fuzzing [19, 40, 43, 64, 86] approaches, which employ heuristic functions or machine learning models to generate test scenarios. In particular, LawBreaker [64] shows that ADS fuzzing can be significantly enhanced with high-quality traffic scenarios and oracles. However, LawBreaker still requires developers to manually specify the scenarios and oracles in their DSL.

Authors' Contact Information: Zhi Tu, Purdue University, West Lafayette, USA, tu85@purdue.edu; Liangkun Niu, Purdue University, West Lafayette, USA, niu61@purdue.edu; Wei Fan, Purdue University, West Lafayette, USA, fan370@purdue.edu; Tianyi Zhang, Purdue University, West Lafayette, USA, tianyi@purdue.edu.



This work is licensed under a Creative Commons Attribution 4.0 International License.

© 2025 Copyright held by the owner/author(s).

ACM 2994-970X/2025/7-ARTFSE078

<https://doi.org/10.1145/3729348>

To reduce the manual effort, we propose TRAFFICCOMPOSER, a multi-modal approach to automate the generation of executable traffic scenarios in simulation. TRAFFICCOMPOSER uses both textual descriptions and reference images as inputs. The two modalities provide complementary information to describe the designated traffic scenario. Textual descriptions provide a high-level overview of the desired scenario, but can become cumbersome to convey details, e.g., the specific location and color of each vehicle. In contrast, reference images can provide the specific details lacking in textual descriptions. However, due to their static nature, images fail to convey dynamic information, such as the speed and behaviors of vehicles and pedestrians within the scenario, which textual descriptions can help with.

A key feature of TRAFFICCOMPOSER is its ability to extract and align the information from multi-modal inputs. TRAFFICCOMPOSER leverages Large Language Models (LLMs) to efficiently extract information from textual description inputs. It also uses pre-trained computer vision models to analyze the reference image for the desired traffic scene. To encapsulate the information extracted from both textual and visual inputs, TRAFFICCOMPOSER employs an intermediate representation (IR) based on a domain-specific language. TRAFFICCOMPOSER then aligns and merges the two IRs to generate detailed and accurate traffic scenarios, which will then be converted to an executable traffic scenario in a simulator.

To evaluate TRAFFICCOMPOSER, we first measure how closely the generated traffic scenarios align with the text and image descriptions (Section 4.2). We constructed a benchmark of 120 scenarios (Section 4.1) and compared TRAFFICCOMPOSER with a state-of-the-art approach, TARGET [22] and six multi-modal LLMs. TRAFFICCOMPOSER achieved 97.0% accuracy, outperforming TARGET by an absolute margin of 22.7% and the best-performing multi-modal LLM, GPT-4o, by 7.3%. We then measure the bug detection capabilities of TRAFFICCOMPOSER-generated scenarios by using them as direct test cases and as initial seeds for two ADS fuzzing methods [40, 64] (Section 4.3). The generated scenarios exposed 37 ADS failures in direct testing and helped the fuzzers discover 33%–124% more ADS failures compared to using the same number of original seeds. We further examine the correlation between scenario accuracy and bug-exposing effectiveness by a comparative study (Section 4.4) and demonstrate the complementary contributions of textual and visual modalities via an ablation study (Section 4.5). We also analyze TRAFFICCOMPOSER’s sensitivity to eight LLMs and ten computer vision models, along with the potential errors they introduce (Section 4.6 and 4.7).

Overall, this work makes the following contributions:

- We propose a novel multi-modal approach that automatically constructs traffic scenarios in simulation.
- We develop the first multi-modal benchmark for traffic scenario generation and ADS testing.
- We conduct a comprehensive evaluation of TRAFFICCOMPOSER with 120 scenarios and 6 autonomous driving systems. We demonstrated the bug detection capability of the traffic scenarios generated by TRAFFICCOMPOSER via both direct testing and fuzz testing. We demonstrated the contribution of each modality via an ablation study and the generalizability of TRAFFICCOMPOSER across eight LLMs and ten computer vision models.

2 Motivating Example

To illustrate the challenges in traffic scenario design for ADS testing, we show a motivating example in Figure 1. Suppose that Alice is an ADS developer who wants to test an ADS in a particular scenario of interest. She can describe the scenario with text as in Figure 1a. In her textual description, she can efficiently convey information such as weather and time of day about the scenario. However, she finds it cumbersome to specify the positions of multiple vehicles and pedestrians due to the inherent ambiguity of the natural language description. For instance, Alice may write, “*there are*

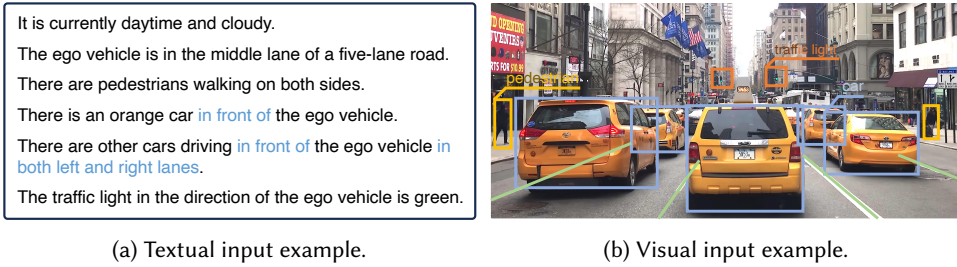


Fig. 1. Example of two modalities of inputs of TRAFFICCOMPOSER to generate a traffic scenario simulation.

other cars in front of the ego vehicle in both left and right lanes.” Yet, this description is too vague to specify the number of vehicles in each lane and their exact locations, which are essential for rendering the traffic scenario in simulators.

Alternatively, Alice can use a reference image to enhance the description of the traffic scenario, as in Figure 1b. This image clearly depicts the lane divisions, the precise positions of surrounding vehicles and pedestrians, and the status of the traffic lights. With this information, the desired traffic scenario becomes more detailed. However, the reference image does not capture the dynamic aspects of the traffic scenario, such as vehicle speeds and maneuvers. Therefore, Alice should employ both the textual description and the reference image as complementary inputs, combining dynamic and detailed spatial information for a comprehensive description.

Existing end-to-end traffic scenario generation methods, such as AC3R [29] and RMT [23] face challenges in accommodating free-form traffic scenario descriptions. AC3R is designed to reconstruct car crash scenarios from police reports. It requires input descriptions in a detailed and non-ambiguous narrative. For instance, all vehicles in the traffic scenario must be explicitly described with their make, model, color, etc. Similarly, RMT requires input descriptions to strictly follow the “*if-then*” grammar. TARGET [22] supports a more flexible input format and can process traffic law descriptions in driving handbooks. However, it exclusively relies on textual input and thus suffers from the inherent ambiguity of natural language descriptions. Consequently, the traffic scenarios generated by TARGET are relatively simple, typically involving only one vehicle or pedestrian. Domain-specific languages like Scenic [27] can be used to generate complex traffic scenarios. However, using such DSLs demands extensive manual effort and proficiency from developers. For example, specifying our motivating example scenario in Scenic requires 114 lines of manual coding, as shown in our source code repository [74].

Our approach, TRAFFICCOMPOSER, overcomes these challenges by automatically extracting and aligning information from two complementary modalities, enhancing scenario design precision and comprehensiveness. Additionally, TRAFFICCOMPOSER automates the generation of executable traffic scenarios in simulation for ADS testing, enabling efficient traffic scenario design and generation.

3 Approach

In this work, we introduce TRAFFICCOMPOSER, a multi-modal approach to mitigate the manual effort of constructing traffic scenarios for ADS testing. Figure 2 shows the workflow of TRAFFICCOMPOSER. TRAFFICCOMPOSER leverages an LLM-based textual description parser (Section 3.2) and a novel visual information extractor (Section 3.3) to distill information from the two input modalities. Then, TRAFFICCOMPOSER aligns the information from both modalities and encapsulates it into a comprehensive traffic IR (Section 3.4). Subsequently, TRAFFICCOMPOSER automatically converts this integrated IR into an executable traffic scenario in a driving simulator (Section 3.5).

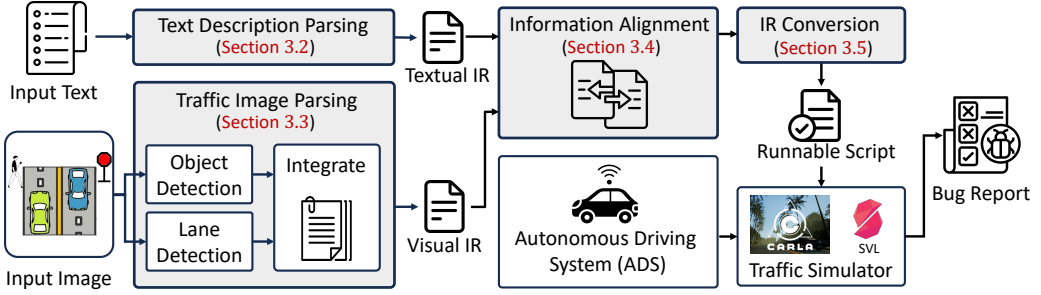


Fig. 2. Overview of TRAFFICCOMPOSER.

3.1 Traffic Scenario Representation

To effectively represent information extracted from two modalities, we adopt and extend a Domain Specific Language (DSL) proposed by Deng et al. [22]. We chose this DSL over other DSLs such as OpenSCENARIO [5] and Scenic [27, 59] because this DSL has a more concise syntax grammar and requires less information to specify a traffic scenario. This concise grammar enables more accurate and efficient content generation using LLMs, improving the accuracy of the traffic scenarios generated by our framework.

The DSL from Deng et al. includes three main components: Environment, Road Network, and Actors, as shown in Figure 3. Each of these components is further divided into subcomponents to capture the specific semantic elements of traffic scenarios. **Environment** characterizes the time of day and the weather conditions. **Road network** specifies road type, lane configurations, and traffic signals. **Actor** describes each participant in a traffic scenario, including vehicles and pedestrians. For each actor, the DSL specifies the type, position, lane occupancy, and behavior (e.g., going forward, turning left, etc.).

We extend this DSL by incorporating a lane index element for each actor. This allows for the description of an actor's position by both rough relative position to the ego vehicle and the precise lane occupancies. For example, to describe a car “on the left of the ego vehicle”, the DSL supports a relative position representation, such as “*reference_point*: ego_vehicle, *relative_position*: left”. Simultaneously, it allows for precise lane occupancy specification, like “*lane_idx*: 1” for the described vehicle and “*lane_idx*: 2” for the ego vehicle. This feature is fundamental to the DSL’s role in aligning multi-modal inputs of TRAFFICCOMPOSER, as detailed in Section 3.4.

Scenario	::= Environment; Road_network; Actors
Environment	::= weather; time
weather	::= rainy foggy snowy wet ...
time	::= daytime nighttime
Road_network	::= road_type; traffic_signals; lane_number
road_type	::= intersection roundabout ...
traffic_signals	::= traffic_signs; traffic_light
traffic_signs	::= ϵ traffic_sign; traffic_signs
traffic_sign	::= stop_sign speed_limit_sign ...
traffic_light	::= ϵ red_light green_light
lane_number	::= 0 1 2 3 ...
Actors	::= ego_vehicle; npc_actors
ego_vehicle	::= behavior; position; lane_idx
npc_actors	::= ϵ npc_actor; npc_actors
npc_actor	::= actor_type; behavior; position
actor_type	::= car truck train pedestrian ...
behavior	::= go_forward turn_left static ...
position	::= reference_point; relative_position
reference_point	::= ego_vehicle road_type traffic_sign
relative_position	::= front behind left on ...
lane_idx	::= 0 1 2 3 ...

Fig. 3. The grammar of the traffic scenario DSL.

Table 1. The prompt for textual description parser.

Role setting
You will work as an autonomous driving system testing engineer. Your task is to derive a test traffic scenario from the given traffic scenario description.
Breaks out of each step of the information parsing
Approach this task step-by-step, take your time, and do not skip steps.
Step 1: Derive the ‘weather’ element of the test scenario ...
Step 2: Derive the ‘time’ of the test scenario ...
Step 3: Derive the test scenario’s ‘road_network’ element. The ‘road_network’ element contains ‘road_type’, ‘traffic_sign’, ‘traffic_light’ and ‘lane_number’ ...
Step 4: Derive the ‘current_behavior’, ‘position_target’, ‘position_relation’, and ‘speed’ for the ego vehicle ...
Step 5: Identify all actors other than the ego vehicle. For each actor, derive the following attributes: ‘type’, ‘current_behavior’, ‘position_target’, ‘position_relation’, and ‘speed’ ...
Step 6: Save all elements obtained above to a YAML, following the syntax below. Note that the final YAML output should start with ‘<YAML>’ and end with ‘</YAML>’.
Grammar of the DSL
{Details of DSL}
Few-shot learning examples
Below is an example of an input traffic scenario description and the corresponding scenario representation with the DSL:
Traffic description: {content of the traffic description}
Scenario representation: {content of the scenario representation}
...
Based on the above descriptions and examples, convert the following traffic description to its corresponding scenario representation:
{input traffic description}

3.2 Textual Description Parser

From the input textual description, TRAFFICCOMPOSER identifies three primary categories of attributes: (1) environment aspects, including weather conditions and the layout of road networks; (2) dynamic information about the vehicles and pedestrians, such as the speed, forthcoming maneuvers, driving directions; and (3) rough positions of the surrounding vehicles.

Recent advances in Large Language Models (LLMs) demonstrate their remarkable abilities in interpreting and reasoning text across various domains. Thus, TRAFFICCOMPOSER leverages LLMs to automatically extract traffic scenario information from the textual description using an DSL. We use GPT-4o [52] (gpt-4o-2024-05-13) as the default LLM for TRAFFICCOMPOSER. We also experimented with other LLMs, including Llama-3.1 [25], Claude [4], Mistral [50], and Titan [2], as detailed in Section 4.6. We use the default hyperparameter settings for each LLM in experiments.

Since LLMs are sensitive to prompts, we meticulously design our prompts by integrating several effective prompting strategies, including role-playing [63], step-by-step instructions, chain-of-thought [78], and in-context few-shot learning [13]. Specifically, our prompt is structured into four segments, as illustrated in Table 1. First, the LLM is assigned the role of a domain expert in autonomous driving. Second, the task is introduced through step-by-step reasoning using the chain-of-thought strategy. Third, an example traffic scenario represented in the DSL (Section 3.1) is included to introduce the model with the grammar of the DSL. The last segment of the prompt presents two examples, each consisting of a text description as input and the corresponding desired traffic scenario represented in the DSL format as output. This is intended to familiarize the LLM

with both the input structure and the output DSL representation. Details on the prompt designs are available in our source code repository [73].

However, textual descriptions suffer from inherent ambiguity and lack of precision. Manually specifying intricate details in textual descriptions, such as vehicle color, model, and precise positioning, is cumbersome for ADS developers, often requiring 10 to 20 sentences. These details are important for ADS testing, as evidenced by a well-known Tesla autopilot crash [10]. On May 7, 2016, a Tesla Model S operating on Autopilot failed to detect a white trailer against a bright sky, resulting in a fatal collision in Florida. Hence, to efficiently convey these essential details, we need an additional source, a reference image of the traffic scene, as detailed in the next section.

3.3 Visual Information Extractor

From the input reference image, TRAFFICCOMPOSER extracts three categories of attributes: (1) actors in the image; (2) spatial positioning of the actors; and (3) environmental details, such as traffic light status and the presence of traffic signs.

To accomplish this, TRAFFICCOMPOSER uses two advanced pre-trained computer vision models for object and lane detection. For object detection, TRAFFICCOMPOSER uses YOLOv10 [77], a state-of-the-art model pre-trained on the COCO dataset [44]. This model can detect 11 types of objects relevant to traffic scenario descriptions, including pedestrians, six types of vehicles (e.g., car, truck, bus, etc.), traffic lights, traffic signs, parking meters, and fire hydrants. It achieves an average precision of 54.4% on the COCO [44] validation set. In our application for detecting traffic-related objects, it achieves 98.7% precision, representing state-of-the-art performance in object detection. For lane detection, TRAFFICCOMPOSER uses CLRNNet [85], a leading model in monocular lane detection [34, 36, 41]. Given a traffic scene image, CLRNNet generates fine-grained pixel-level annotations for detected lane dividing lines. It achieves F1 scores of 80.47 and 96.12 on two large-scale lane detection benchmarks, CULane [55] and LLAMAS [12], demonstrating strong performance in lane detection.

By integrating the detected positions of vehicles or pedestrians with lane markings, TRAFFICCOMPOSER can determine the specific lane occupied by each actor. Similar to the textual description parser, the visual information extractor represents the extracted information in the DSL.

3.4 Aligning IR From the Two Modalities

TRAFFICCOMPOSER integrates information from two modalities by aligning the textual IR with the visual IR to generate the final IR for traffic scenarios. For each component in the DSL, if conflicts arise between the two IRs, TRAFFICCOMPOSER adopts information from the IR with higher predefined priority. The priority is determined based on the expressiveness of the corresponding modality for that component, as detailed below. If there are elements not specified by either modality, TRAFFICCOMPOSER marks them as unspecified. These elements are assigned predefined values when generating executable traffic simulations, as detailed in Section 3.5.

Environment. Textual descriptions are effective in conveying abstract environmental configurations, such as time of day, weather, and traffic signal information. Therefore, TRAFFICCOMPOSER prioritizes the textual IR for the *Environment* components. Although it is possible to infer this information from images, a single word in the textual description, such as "rainy" or "daytime," provides a more direct and reliable specification.

Road Network. TRAFFICCOMPOSER uses the *road types*, *traffic signs* and *traffic light* from textual IR, while it adopts the detailed *lane number* from visual IR. Although traffic signal information can be extracted from reference images, we prioritize the textual description as it provides a direct and reliable specification.

Actors. For the *Actors* element, TRAFFICCOMPOSER uses both textual and visual IRs. The textual descriptions specify the type of actors and their dynamic properties, such as speed and behavior,

while the visual input provides accurate positional details, such as lane occupation. Unlike other elements, where one modality is prioritized, **TRAFFICCOMPOSER** aligns and merges actor information from both IRs. Actors are categorized into two groups—those mentioned in both modalities and those mentioned in only one. For actors present in both, **TRAFFICCOMPOSER** aligns them based on location, considering actors from both modalities at the same position to be the same entity. It then merges information from both modalities. In case of conflicts, **TRAFFICCOMPOSER** prioritizes the textual IR for dynamic properties and the visual IR for positional details. For actors mentioned in only one modality, **TRAFFICCOMPOSER** checks for potential conflicts, such as overlapping positions, before incorporating them into the final IR. If any actor features are not specified by either modality, **TRAFFICCOMPOSER** marks these features as unspecified in the IR. These features are assigned predefined values when converting the IR to executable traffic simulations, as detailed in Section 3.5.

3.5 Converting IR to Executable Traffic Scenario in Simulation

The aligned traffic IR provides a comprehensive description of the desired traffic scenario. However, there is still a gap between this abstract traffic IR and executable traffic simulations. Specifically, the traffic scenario generated by **TRAFFICCOMPOSER** is represented using an abstract DSL, as shown in Figure 3, which cannot be directly executed by a simulator. To bridge the gap, **TRAFFICCOMPOSER** introduces an IR converter, which automates the generation of executable traffic simulations for each simulator. In our experiments, we implement the IR converter for the two commonly used traffic simulators in recent ADS testing research, CARLA [24] and LGSVL [60]. Figure 4 illustrates a segment of the aligned IR and the corresponding generated script for the LGSVL simulator.

We abstract the process of generating traffic simulation scripts into three fundamental procedures: `set_roadnetwork`, `set_actor`, and `set_environment`, reflecting the three core attributes of a traffic simulation. **TRAFFICCOMPOSER** first searches for a map section that meets the required road network configurations, including *road type*, *lane number*, and *traffic signals*. **TRAFFICCOMPOSER** then determines the initial position of the ego vehicle in the selected map section, using its *lane_idx* and relative position in the road network. For instance, in the example shown in Figure 4, the ego vehicle is placed at “lane_221”->5. The target position of the ego vehicle is then generated based on the specified *behavior* in IR. The positions of other actors are calculated similarly, based on their *lane_idx* and their relative positions to the ego vehicle. The environment configurations, including weather and time, are specified using the corresponding simulator APIs in the simulation script. Since these operations are foundational for traffic simulations, traffic simulators such as CARLA and LGSVL offer corresponding APIs to configure these elements [24, 60]. For example, to add an actor to the traffic scenario, CARLA provides a function `carla.world.spawn_actor()`, and LGSVL has the corresponding function `Simulator.add()`.

TRAFFICCOMPOSER also handles unspecified information in the aligned traffic IR. For unspecified attributes in the *Environment* component, such as weather conditions or time of day, **TRAFFICCOMPOSER** assigns default values from predefined candidate sets. Information for the *Road Network* component is reliably extracted from the reference image, ensuring no unspecified values. For actors with unspecified positions, **TRAFFICCOMPOSER** assigns available locations while ensuring no overlap with existing actors in the scenario. For actors with unspecified dynamic attributes, default values are applied. **TRAFFICCOMPOSER** randomly samples a speed between 0 and 30 miles per hour and assigns straightforward driving behavior, maintaining realism in the simulation.

With the IR Converter, **TRAFFICCOMPOSER** detaches the generation of the traffic simulations from their design. This separation grants **TRAFFICCOMPOSER** the flexibility to swiftly and effortlessly adapt to new traffic simulation platforms. More examples are provided in the *benchmark* folder of our research artifact [70].

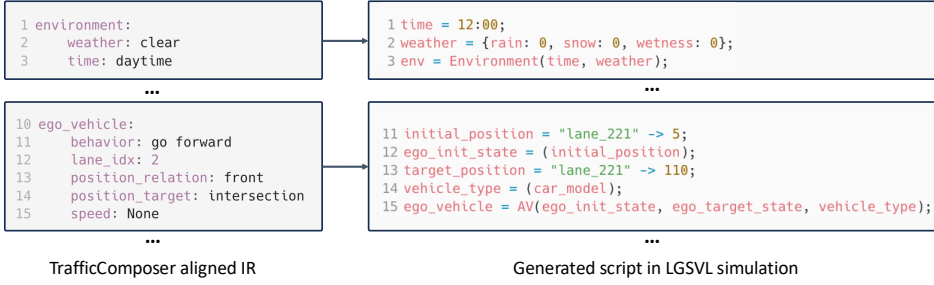


Fig. 4. Example of converting TRAFFICCOMPOSER generated IR to an executable script for LGSVL simulator.

4 Experiment Design

Our evaluation investigates four research questions about the effectiveness of TRAFFICCOMPOSER.

- RQ1** How closely are the traffic scenarios generated by TRAFFICCOMPOSER aligned with the original descriptions?
- RQ2** How effective are the traffic scenarios generated by TRAFFICCOMPOSER in identifying bugs in different ADSs?
- RQ3** How does scenario accuracy affect the effectiveness in exposing ADS failures?
- RQ4** To what extent does each modality contribute to the traffic scenario generation?
- RQ5** How sensitive is TRAFFICCOMPOSER to the choice of LLM and hallucination rates?
- RQ6** How sensitive is TRAFFICCOMPOSER to the choice of computer vision models and object detection errors?

4.1 Traffic Scenario Benchmark

To evaluate the effectiveness of TRAFFICCOMPOSER, we construct a multi-model benchmark comprising 120 traffic scenarios. Existing datasets such as nuScenes [14] provide multi-modal sensor data, including camera images, radar signals, and Lidar signals from real-world vehicles. However, they do not include text descriptions or the counterpart tests in the simulation. In contrast, our benchmark provides textual descriptions, reference images, ground truth IRs, and corresponding simulations, enabling the evaluation of ADS test generation methods in simulation. These traffic scenarios are sourced from first-person perspective videos, including dashboard camera footages from widely used datasets such as CULane [55], and 11 in-the-wild scenic drive videos on YouTube [37, 58, 62, 76]. To ensure diversity, we cluster the videos based on road network types and geographic locations and select representative frames as reference images of the scenarios. The benchmark is designed to capture the diversity of and complexity of real-world traffic conditions, including low-light scenarios, day-night variations, significant occlusions, and both highway and urban roads across 9 cities in 7 countries.

For each scenario, a textual description is created following a structured guideline [71]. The textual description should include three core components: (1) environment, defined by time and weather conditions; (2) road network, including lane configurations and traffic control signals; and (3) actors, focusing on the two to three most relevant actors to the ego vehicle, with details including position, speed, and behavior. The descriptions should be concise, as the reference images provide additional details. Ground truth traffic scenario IRs are annotated in the specialized DSL format. With the textual description and the reference image combined, the ground truth IR of a traffic scenario is unique without ambiguity. Two authors independently annotated the ground truth IRs based on textual descriptions and reference images. The initial annotations yield an average

Tree Edit Distance (TED) of 2.5 and an average IE accuracy of 97.7%, as measured by the metrics detailed in Section 4.2. A third author joins the reconciliation to resolve all disagreements. These ground truth traffic IRs serve as the basis for measuring the effectiveness of TRAFFICCOMPOSER in information extraction, as detailed in Section 5.1, Section 5.4, and Section 5.5.

Scenario richness evaluation. Compared to existing benchmarks in TARGET [22] and LawBreaker [64], the proposed benchmark has more traffic scenarios with more complexity and higher diversity. As shown in Table 2, TARGET’s scenarios are simple, each involving only one or two actors in addition to the ego vehicle, while LawBreaker includes only 10 scenarios, with an average of 7 actors per scenario. In contrast, our proposed benchmark includes 120 scenarios, each containing 5 to 21 actors, with an average of 7.8 actors per scenario. To quantify dataset diversity, we compute the Vendi Score [28], a state-of-the-art metric for dataset diversity, following SCTrans [21]. Our benchmark achieves a Vendi Score of 22.1, significantly higher than TARGET’s 17.0 and LawBreaker’s 3.1. These measurements underscore the benchmark’s advantages in capturing diverse and complex traffic scenarios, making it suitable for evaluating advanced test generation methods.

Table 2. Comparison of three traffic scenario benchmarks on scale, complexity, and diversity.

Benchmark	# Scenarios	# Actors	Vendi Score [28]
LawBreaker	10	7	3.1
TARGET	98	1	17.0
TRAFFICCOMPOSER	120	7.8	22.1

4.2 Experiment Setup for RQ1

To answer RQ1, we compare the generated traffic scenarios to the ground truth, using the benchmark described in Section 4.1. We evaluate TRAFFICCOMPOSER against one single-modal LLM-based, six multi-modal LLM-based, and two traditional NLP method-based approaches, as detailed below.

The first baseline is TARGET [22], which uses the single-modal LLM GPT-4 [54] to extract information from driving handbooks. While TARGET is a strong baseline due to its use of LLM, it cannot process visual inputs. Therefore, we provide only textual descriptions to TARGET in experiments. We contacted TARGET’s authors for the original implementation, and adopt their prompt design. Since the DSL used in TRAFFICCOMPOSER is extended on TARGET’s DSL, to ensure a fair comparison, we exclude the extended components when calculating the accuracy for TARGET.

Furthermore, we consider six multi-modal LLMs, including GPT-4o [52] (*gpt-4o-2024-05-13*), GPT-4o-mini [53] (*gpt-4o-mini-2024-07-18*), Claude-3.5 Sonnet v2 [3] (*claude-3-5-sonnet-20241022-v2*), Claude-3.5 Sonnet v1 [4] (*claude-3-5-sonnet-20240620-v1*), Llama 3.2 90B Vision Instruct [49] (*Llama-3.2-90B-Vision-Instruct*), and LLAVA [45, 46] (*llava-v1.6-34b*). Unlike TARGET, these models can process both the textual description and the reference image as inputs. For these LLMs, we adapt the prompt design in TRAFFICCOMPOSER to handle textual inputs and further modify it to incorporate visual inputs. The adapted prompt integrates all the prompting strategies used in TRAFFICCOMPOSER, including role-playing, step-by-step instructions, chain-of-thought reasoning, and in-context few-shot learning. Details on prompt designs are available in our source code repository [72].

Finally, we also consider two traffic scenario generation methods using traditional NLP techniques, AC3R [29] and RMT [23]. AC3R [29] uses the Stanford Core NLP library [48] and a domain-specific ontology to extract information about traffic crashes from police reports. However, AC3R imposes strict requirements on input formatting, such as the need for detailed vehicle information (make, model, color, etc.), making it unable to process the free-form natural language descriptions of our traffic scenarios. RMT [23] uses dependency parsing [42] to extract information from natural language descriptions of traffic rules. RMT requires inputs to follow a strict “if-then” format, making it incapable of processing our free-form textual descriptions.

Evaluation metric. We compare a generated traffic scenario with the ground truth by measuring the tree edit distance (TED) [56, 57]. Tree edit distance is a commonly used metric to measure the similarity of programs in software engineering literature [38, 79]. In our experiments, TED quantifies both structure similarity and node similarity. When computing the distance between two IRs, missing or extra tree structures contribute to the distance based on the number of nodes involved. For tree structures that align, the algorithm further examines the values of individual nodes. We calculate the information extraction (IE) accuracy based on the TED as follows:

$$IE\ Accuracy(S; G) = 1 - \frac{TED(S, G)}{Total\ number\ of\ AST\ nodes\ (G)} \quad (1)$$

where S is the generated traffic scenario in DSL format, and G is the ground truth IR. This accuracy metric measures how closely the generated scenario aligns with the ground truth. To mitigate the impact of randomness, we repeat each experiment three times.

4.3 Experiment Setup for RQ2

To answer RQ2, we evaluate the bug detection capabilities of traffic scenarios generated by TRAFICCOMPOSER in two ways. First, we use these traffic scenarios as test cases to run ADS testing directly. Second, we use these scenarios as initial seeds for ADS fuzzing methods. As shown by LawBreaker [64], high-quality seeds can significantly boost the effectiveness of ADS fuzzing, which forms our hypothesis.

Using generated traffic scenarios as direct test cases. We directly test six ADSs in the 120 traffic scenarios generated by TRAFICCOMPOSER (detailed in Section 4.1). These six ADSs are of different performance levels, ranging from industry-level ADSs to academic prototypes. We include two Level 4 [61] ADSs, Apollo [66] and Autoware [39], both of which are recognized for their robust performance and are frequently employed as benchmarks in ADS testing research [17, 26, 40, 43, 64, 83, 86]. Additionally, we test on MMFN [81], Roach [84], and TransFuser [20]—three cutting-edge ADSs proposed in top-tier conferences or journals, including IROS, CVPR, and PAMI. In the end, we also included CARLA Behavior Agent [16], a naive driving system in the CARLA simulator. This ensures a comprehensive assessment covering a broad range of ADS capabilities, from advanced to basic ADSs.

Using generated traffic scenarios as initial seeds in fuzzing methods. We test the six ADSs in fuzz testing with two state-of-the-art ADS fuzzing methods, DriveFuzz [40] and LawBreaker [64].

Details on the two fuzzing methods. DriveFuzz [40] tests whether the ADS encounters collisions, infractions, or immobility by mutating various factors of traffic scenarios. These mutation operations include adding a new participant, altering the starting and ending points of a participant, modifying the location, size, and friction of puddles, and adjusting weather conditions. LawBreaker [64] introduces a signal temporal logic-based DSL for specifying real-world traffic laws and a specification-coverage guided fuzzing algorithm for ADS testing. It tests ADSs against traffic accidents and traffic law violations, covering 24 Chinese traffic laws. LawBreaker supports mutations, including changes in position, speed, time, weather, and vehicle type.

Baselines. The effectiveness of the traffic scenarios generated by TRAFICCOMPOSER is compared to two baseline seed settings: (1) using the original initial seeds of the fuzzing methods, and (2) using the traffic scenario generated by TARGET [22]. We elaborate on each setting below.

- (1) The initial seeds of DriveFuzz are randomly generated using predefined road maps in the CARLA simulator. Each scenario includes only one actor, with its position randomly assigned, and the weather condition is fixed to sunny. DriveFuzz generates 40 initial seed traffic scenarios. Before the fuzzing process, all seed scenarios are verified for legitimacy by dry-running the ADS under test and ensuring that it operates normally without encountering errors.

LawBreaker’s fuzzing process begins with ten high-quality traffic scenarios handcrafted by LawBreaker’s authors. These traffic scenarios are more complex than those in DriveFuzz, including, on average, seven participants other than the ego vehicle.

- (2) Deng et al. [22] construct 98 traffic scenarios using TARGET based on traffic laws in the Texas Driver Handbook [51]. Each scenario consists of the ego vehicle and one other actor.

DriveFuzz is officially implemented on the CARLA simulator, while LawBreaker is on the LGSVL simulator. Due to the discontinuation of the LGSVL simulator, the majority of our evaluated ADSs do not support LGSVL. Thus, we can only run LawBreaker fuzzing experiments on LGSVL and Apollo. LawBreaker relies on an outdated API, necessitating the use of Apollo v6.0 for compatibility.

To ensure fair comparison, we randomly sample the same number of seeds as each baseline setting. Specifically, for the comparison with DriveFuzz, we randomly sample 40 scenarios from the 120 scenarios generated by TRAFFICCOMPOSER in the benchmark. For comparison with LawBreaker, we sample ten scenarios. Before fuzzing, following the DriveFuzz [40] procedure, we pre-validate the sampled scenarios by dry-running the ADS under test to confirm they do not immediately cause crashes or traffic rule violations. If a scenario fails this validation, we resample and validate another from the benchmark. For each experiment, we run the fuzzer for six hours, following the time budget setting from DriveFuzz [40]. Table 3 shows the experiment setting details.

Table 3. Experiment setup for the ADS fuzzing experiments under three initial seed settings.

Fuzzing Method	Simulator	ADS under test	Setting	# of seeds	Time (h)
LawBreaker	LGSVL	Apollo [66]	original	10	6
			TARGET [22]	10	6
			TRAFFICCOMPOSER	10	6
DriveFuzz	CARLA	Autoware [39]	original	40	6
		MMFN [81]			
		TransFuser [20]	TARGET [22]	40	6
		Roach [84]	TRAFFICCOMPOSER	40	6
		Behavior Agent [16]			

Evaluation metrics. We evaluate both the effectiveness and efficiency of the fuzzing experiments. We run fuzz testing on each ADS under the three initial seed settings, within a six-hour time budget, following the setting in DriveFuzz [40]. To assess bug detection *effectiveness*, we measure the number of bugs detected in fuzzing experiments on each ADS. For bug detection *efficiency*, we measure the time taken to detect the first bug. To mitigate the impact of randomness, each fuzzing experiment is repeated ten times. To assess the statistical significance of the results, we conduct a one-way analysis of variance (ANOVA) [32] on the data from these ten repetitions, followed by Tukey’s HSD (honestly significant difference) [75] post hoc analysis.

4.4 Experiment Setup for RQ3

TRAFFICCOMPOSER and TARGET have significant differences in scenario generation accuracy, achieving 97.0% and 74.3% average IE accuracy, respectively (Section 5.1). To answer RQ3, we use TRAFFICCOMPOSER and TARGET to generate tests based on the scenario descriptions in our benchmark and use them as initial seeds for ADS fuzzing methods. To ensure a rigorous comparison, the fuzzing methods—DriveFuzz and LawBreaker—are configured to sample tests generated by TRAFFICCOMPOSER and TARGET from the same scenario as the seed each time, thus isolating scenario accuracy as the only variable.

Evaluation Metric. We measure the number of exposed ADS failures in a six-hour fuzzing on six ADSs, as in RQ2. Each experiment is repeated ten times to mitigate the impact of randomness.

4.5 Experiment Setup for RQ4

To answer RQ4, we conduct an ablation study to assess the effectiveness of information extraction from each input modality. We create two variants of TRAFFICCOMPOSER—TRAFFICCOMPOSER_{text} processing only textual input and TRAFFICCOMPOSER_{visual} processing only visual input. This evaluation follows the same experimental framework established in RQ1, ensuring consistency and comparability across different research questions. We test TRAFFICCOMPOSER and its variants on the 120 traffic scenarios in our benchmark. Similar to RQ1, we use the tree edit distance-based IE accuracy (Equation 1) to measure the similarity of the generated scenarios to the ground truth. Each experiment is repeated three times to mitigate the impact of randomness.

4.6 Experiment Setup for RQ5

To answer RQ5, we evaluate the effectiveness of TRAFFICCOMPOSER when using different LLMs and when systematically introducing errors into the LLM-generated textual IRs.

Sensitivity to the choice of LLM. We construct eight variants of TRAFFICCOMPOSER, each using a different LLM. By default, TRAFFICCOMPOSER employs GPT-4o [52] (*gpt-4o-2024-05-13*) in its textual description parser. Additionally, we include GPT-4o-mini [53] (*gpt-4o-mini-2024-07-18*) for comparison. We also incorporate the open-source Llama-3.1 [25] model in three sizes—*Llama-3.1-8B-Instruct*, *Llama-3.1-70B-Instruct*, and *Llama-3.1-405B-Instruct*. Furthermore, we use three additional closed-source LLMs: Claude 3.5 Sonnet [4] (*claude-3-5-20240620*), Mistral Large 2 [50] (*mistral-large-2407*, with 123B parameters), and Amazon Titan Text Premier [2] (*amazon.titan-text-premier-v1*). These LLMs cover a wide range of parameter sizes, from 8 billion to 405 billion.

Sensitivity to LLM hallucination. To evaluate the sensitivity of TRAFFICCOMPOSER to LLM hallucinations, we conduct a controlled experiment by systematically injecting errors into the textual IR generated by LLM. In the experiments, we use GPT-4o (*gpt-4o-2024-05-13*), which generates textual IR with a 79.2% IE accuracy (detailed in Section 5.4). Errors are uniformly injected by randomly sampling a proportion of elements of the textual IR at a hallucination rate and mutating them to incorrect values. We experimented with 10 hallucination rates from 1% to 10% and quantified how the accuracy of TRAFFICCOMPOSER varies under different hallucination rates.

Evaluation Metrics. We evaluate the information extraction (IE) accuracy of traffic scenarios generated by these TRAFFICCOMPOSER variants by comparing them to the ground truth, using the same experimental settings as RQ1. To ensure consistency and fairness, we apply an identical prompt design in all variants, as detailed in Section 3.2. All experiments are conducted using the default hyperparameter settings for each LLM. To mitigate the impact of randomness, we repeat each experiment three times and report the average results.

4.7 Experiment Setup for RQ6

To answer RQ6, we evaluate the effectiveness of TRAFFICCOMPOSER when using different computer vision models and when systematically injecting errors into the object detection results.

Sensitivity to the choice of object detection models. We construct nine variants of TRAFFICCOMPOSER, each using a different object detection model. By default, TRAFFICCOMPOSER uses YOLOv10 (yolov10x) in visual information extractor. Specifically, we include four earlier versions: YOLOv3 (yolov3u, released in March 2018), YOLOv5 (yolov5x6u, released in June 2020), YOLOv8 (yolov8x, released in January 2024), and YOLOv9 (yolov9e, released in February 2024). In addition, we incorporate five size variants of YOLOv10: yolov10n, yolov10s, yolov10m, yolov10b, and yolov10l.

Sensitivity to object detection errors. To further assess TRAFFICCOMPOSER's sensitivity to inaccuracies in object detection, we systematically inject errors into the detection results. Based on the object detection results of yolov10x, which achieves a precision of 98.7% on our benchmark images, errors are introduced by randomly removing detected actors at rates ranging from 1% to 10%.

Evaluation Metric. We measure the information extraction (IE) accuracy of traffic scenarios generated by these TRAFFICCOMPOSER variants using the same settings as RQ1. All experiments are conducted using the default hyperparameter settings for each object detection model. Each experiment is repeated three times to reduce randomness.

5 Results

5.1 RQ1: Information Extraction (IE) Accuracy

Table 4 shows the average information extraction (IE) accuracy of the generated traffic scenarios compared to the ground truth, as measured by Equation 1. We run each experiment three times and report the mean value and margin of error. TRAFFICCOMPOSER achieves a notable average IE accuracy of 97.0%, representing a significant absolute improvement of 22.7% over the single-modal LLM-based baseline TARGET, which achieves 74.3%. Among multi-modal LLM baselines, GPT-4o demonstrates the highest performance, achieving an average of 89.7% IE accuracy. However, TRAFFICCOMPOSER surpasses GPT-4o with an absolute improvement of 7.3%. An in-depth analysis reveals further differences between TRAFFICCOMPOSER and

Table 4. Comparison of average IE accuracy using different methods.

Method	IE Acc. (%)
TARGET	74.3(± 1.5)
gpt-4o-2024-05-13	89.7(± 5.2)
gpt-4o-mini-2024-07-18	79.1(± 6.1)
claude-3-5-sonnet-20241022-v2	86.1(± 4.3)
claude-3-5-sonnet-20240620-v1	84.1(± 4.9)
Llama-3.2-90B-Vision-Instruct	80.2(± 6.1)
llava-v1.6-34b	72.2(± 4.2)
TRAFFICCOMPOSER	97.0(± 1.2)

GPT-4o. Both methods perform well in extracting *environment* configurations, such as weather and time of day, and the *road network* configurations, e.g., road type and traffic signals. The primary difference lies in the *actors* element. In 41 of the 120 traffic scenarios, GPT-4o fails to detect at least one vehicle or pedestrian, while TRAFFICCOMPOSER only makes such omissions in 8 cases. This highlights TRAFFICCOMPOSER's superior effectiveness in actor-related information extraction, contributing to its overall 7.3% accuracy advantage over GPT-4o.

TARGET cannot extract information from visual inputs, leading to a significant performance gap compared to multi-modal LLMs and TRAFFICCOMPOSER. As a multi-modal LLM, GPT-4o suffers from hallucination issues when processing visual inputs, such as generating configurations for a pedestrian that does not exist. TRAFFICCOMPOSER uses LLM in its textual description parser. Therefore, it also suffers from hallucination problems. To evaluate the impact of LLM hallucinations in TRAFFICCOMPOSER, we randomly sample 24 traffic scenarios (20% of our benchmark) and analyze the results of textual description parser. TRAFFICCOMPOSER makes a total of 4 errors, including misidentified behaviors for 2 actors and incorrect speed assignment for 2 actors with no speed specification in the input textual description. Compared to these baselines, TRAFFICCOMPOSER uses a more specialized and robust information extraction pipeline instead of solely relying on LLMs. It leverages two pre-trained computer vision models to accurately extract the actors and lanes from the visual input. A deterministic algorithm is then applied to analyze the information and generate the visual IR. By aligning the information from both visual and textual inputs, TRAFFICCOMPOSER effectively mitigates the impact of hallucination on its overall performance.

Table 5. Number of crashes or traffic rule violations detected in direct testing ADSs on TRAFFICCOMPOSER-generated traffic scenarios.

	Apollo	Autoware	MMFN	TransFuser	Roach	Behavior Agent
# failures	7	9	19	24	14	27

5.2 RQ2: Bug Detection Effectiveness and Efficiency

Direct testing results. Table 5 shows the number of crashes or traffic rule violations detected by directly testing the six ADSs on the 120 traffic scenarios generated by TRAFFICCOMPOSER. Overall, 37 of these 120 scenarios directly triggered crashes or traffic rule violations. In particular, direct testing on the CARLA Behavior Agent triggers 27 crashes or violations. Even on Apollo [66], the most robust ADS under test, 7 crashes are discovered. These findings highlight the strong bug detection capabilities of the traffic scenarios generated by TRAFFICCOMPOSER in direct ADS testing.

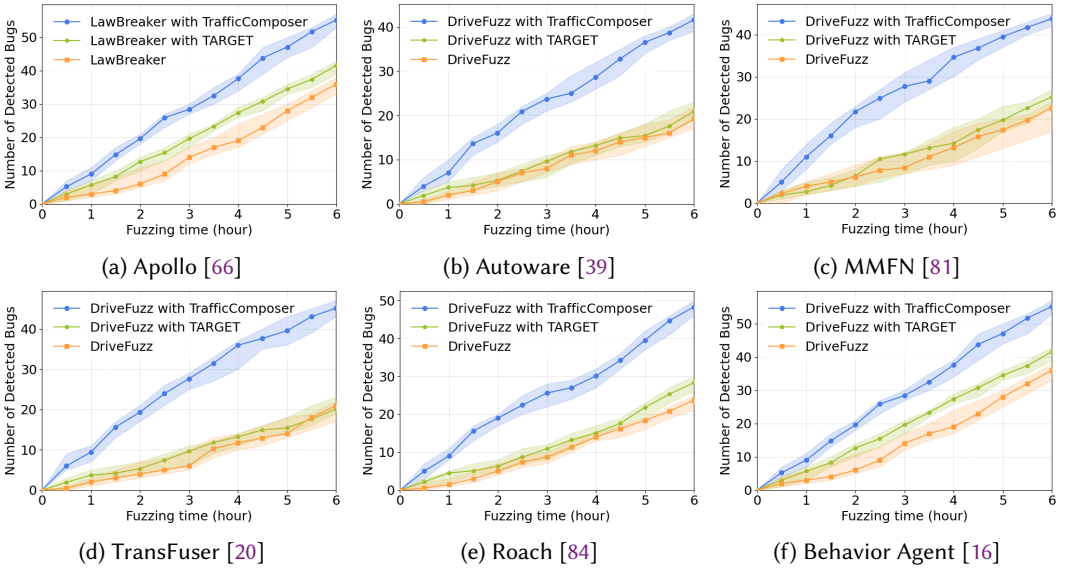


Fig. 5. Number of detected crashes and violations over testing time on six ADSs. The lines represent the average results of ten repeated experiments. The shaded regions indicate the variability across the ten runs.

Table 6. Average number of detected crashes and violations in fuzz testing on the ADSs under test.

Initial Seed Setting	LawBreaker	DriveFuzz				
	Apollo	Autoware	MMFN	TransFuser	Roach	Behavior Agent
original	22.1	19.2	22.6	20.9	23.7	36.0
TARGET	21.8	20.9	25.2	20.1	28.3	41.6
TRAFFICCOMPOSER	39.1	41.6	43.8	45.1	48.3	55.2

Fuzzing results. Figure 5 presents the number of crashes and traffic rule violations detected in fuzz testing over time under the three initial seed settings. The lines represent average results from ten repeated experiment runs, and the shaded regions indicate variability across these ten runs.

Table 6 presents the average total number of crashes and violations detected in fuzz testing. Across all six ADSs tested, scenarios generated by TRAFFICCOMPOSER detect, on average, 53%–117% more bugs compared to the original fuzzing seeds and 33%–124% more bugs than TARGET-generated scenarios. Specifically, TRAFFICCOMPOSER detects on average 77% more bugs on Apollo and 99% more on Autoware, compared to the best-performing baseline. We conduct an analysis of variance (ANOVA) followed by Tukey’s HSD (honestly significant difference) post hoc analysis. The results of Tukey’s HSD show that, across all six ADSs, the p-values for comparisons between TRAFFICCOMPOSER and the baseline settings range from 0.0003 to 0.0062, all within the significance threshold of 0.05. This proves the statistical significance of TRAFFICCOMPOSER’s advancement over the two baselines. Overall, these results demonstrate the effectiveness of TRAFFICCOMPOSER-generated scenarios as initial seeds for ADS fuzz testing.

Table 7. Average time consumed (in minutes) to detect the first crash or violation in ADS fuzz testing.

Initial Seed Setting	LawBreaker	DriveFuzz				
	Apollo	Autoware	MMFN	TransFuser	Roach	Behavior Agent
original	31.6	21.4	25.2	22.7	18.4	12.7
TARGET	27.8	21.8	18.7	21.4	19.3	10.4
TRAFFICCOMPOSER	13.4	15.3	12.7	10.3	9.7	6.1

Furthermore, Table 7 shows the average time taken to detect the first crash or traffic rule violation across the ten runs. Across all six ADSs, TRAFFICCOMPOSER-generated scenarios require on average 28%–58% less time to find the first failure compared to the original fuzzing seeds and 30%–52% less time compared to TARGET. The results of Tukey’s HSD on the time consumption show that, across all six ADSs, the p-values for comparisons between TRAFFICCOMPOSER and the baseline settings range from 0.0018 to 0.0053, all within the significance threshold of 0.05. This proves the scenarios generated by TRAFFICCOMPOSER can significantly improve the time efficiency of ADS fuzz testing as initial seeds.

Table 8. Failures detected in ten fuzzing experiments and proportion attributed to the ADS.

	LawBreaker	DriveFuzz				
	Apollo	Autoware	MMFN	TransFuser	Roach	Behavior Agent
total # of bugs in 10 runs	391	416	438	451	483	552
Proportion due to ADS (%)	82.9	86.5	80.1	83.0	88.0	81.0

Manual analysis of exposed ADS failures. To assess whether the exposed crashes and traffic rule violations are attributable to the ADSs under test, we manually review all exposed failures across six ADSs. **In the direct testing experiments**, all crashes and violations are caused by ADS errors. **In the fuzzing experiments**, at least 80.1% of the exposed failures are due to ADS errors among the six ADSs. Table 8 summarizes the proportion of failures attributed to each ADS in the ten repeated fuzzing experiments. Specifically, for the two industrial-level ADSs, 82.9% of 391 failures in Apollo and 86.5% of 416 failures in Autoware are due to ADS errors. Among the remaining 13.5% of failures not caused by Autoware, 9.1% result from abnormal behavior of other actors. For example, vehicles unexpectedly collided with the ego vehicle from the rear. The other 4.4% is due to the abnormal spawn point of other actors, for example, pedestrians suddenly appearing on highways. These issues, introduced by random mutations in the fuzzing process, could potentially be mitigated by refining the mutation algorithms and introducing additional constraints. Figure 6 showcases traffic scenarios where ADSs crash or violate traffic rules with more details. Specifically, Figure 6a depicts

a scenario in which Apollo runs a red light at an intersection, creating a hazardous situation with an oncoming left-turning vehicle. Figure 6b shows a scenario where Autoware fails to yield when merging into the left lane, resulting in a collision with a vehicle in the target lane that has the right of way. These results further prove the effectiveness of TRAFFICCOMPOSER generated traffic scenarios in exposing ADS failures.



(a) Apollo [66] runs a red light at an intersection due to tailgating the front car. (Traffic rule violation)



(b) Autoware [39] fails to yield to another vehicle and crashes while merging into the left lane.



(c) MMFN [81] collides with another vehicle while merging into the right lane to exit the road.



(d) TransFuser [20] collides with another vehicle while avoiding a stoppage in the rain.



(e) Roach [84] collides with the front vehicle while exiting the roundabout due to loss of traction.



(f) Behavior Agent [16] collides with a car merging into the ego vehicle's lane.

Fig. 6. Examples of traffic scenarios that expose collisions or traffic rule violations.

Across ADSs of varying performance levels, direct testing on the traffic scenarios generated by TRAFFICCOMPOSER successfully discovers at least seven crashes or traffic rule violations. When these scenarios are used as initial seeds in fuzz testing, significant improvements in both bug detection effectiveness and time efficiency are observed. Additionally, the detailed crash and traffic rule violations cases presented in Figure 6 further highlight the effectiveness of these scenarios. The analysis on Table 8 proves the effectiveness of TRAFFICCOMPOSER generated traffic scenarios in identifying ADS failures. Collectively, the results demonstrate that the traffic scenarios generated by TRAFFICCOMPOSER are highly effective for detecting crashes and traffic rule violations.

Table 9. Average number of exposed ADS failures in fuzzing using seed scenarios with different accuracy.

Scenario Acc. (Approach)	LawBreaker	DriveFuzz				
	Apollo	Autoware	MMFN	TransFuser	Roach	Behavior Agent
74.3% (TARGET)	24.2	23.6	21.0	28.6	41.4	41.4
97.0% (TRAFFICCOMPOSER)	39.1	41.6	43.8	45.1	48.3	55.2

5.3 RQ3: Bug Detection Effectiveness on Different Scenario Accuracy

Table 9 shows the average number of ADS failures exposed in fuzzing experiments using the same seed scenarios with different accuracy (74.3% by TARGET and 97.0% by TRAFFICCOMPOSER, respectively). Across all six ADSs, scenarios with 97.0% accuracy expose 33%–109% more failures

compared to scenarios with 74.3% accuracy. Specifically, on the two industrial-level ADSs, the high-accuracy scenarios detected an average of 62% more bugs in Apollo and 76% more in Autoware. These results demonstrate that scenarios with higher accuracy are more effective in exposing failures than those with lower accuracy.

5.4 RQ4: Contribution of Each Modality

Table 10 shows the contribution of textual and visual inputs toward the information extraction (IE) accuracy of the generated traffic scenarios. TRAFFICCOMPOSER achieves an average IE accuracy of 97.0%, demonstrating an absolute improvement of 17.8% and 45.2%, compared to the textual input-only and visual input-only variants. Notably, TRAFFICCOMPOSER's visual information extractor uses deterministic computer vision models that produce identical outputs for the same input. Thus, IE accuracy exhibits a margin of error of 0 when using visual input only. The results indicate that TRAFFICCOMPOSER's integrated approach significantly enhances information extraction accuracy compared to relying on a single modality. Text inputs, though expressive, are limited by their inherent ambiguity, resulting in information loss. While visual inputs provide precise spatial information, they lack the ability to convey dynamic aspects, such as vehicle speed or maneuver. Aligning these two complementary modalities, TRAFFICCOMPOSER effectively mitigates these limitations, ensuring a comprehensive and accurate representation of traffic scenarios.

Table 10. IE accuracy across two modalities in TRAFFICCOMPOSER.

Modality Used	IE Acc.(%)
Textual Input Only	79.2(± 1.1)
Visual Input Only	51.8(± 0.0)
TRAFFICCOMPOSER	97.0(± 1.2)

5.5 RQ5: Sensitivity to the Choice of LLMs and Hallucination Rates

Sensitivity to the choice of LLMs. Table 11 presents the information extraction (IE) accuracy of TRAFFICCOMPOSER, using eight LLMs from five LLM families. We run each experiment three times and report the mean value and margin of error. Across all tested LLMs, TRAFFICCOMPOSER demonstrates robust performance, with average IE accuracy ranging from 90.7% to 97.0%. Although there is a noticeable performance difference between the higher-capacity GPT-4o (*gpt-4o-2024-05-13*) and the Titan (*amazon.titan-text-premier-v1*), TRAFFICCOMPOSER continues to achieve acceptable results even with the least effective LLM.

Table 11. IE accuracy of TRAFFICCOMPOSER using different LLMs in the textual description parser.

LLM Used	IE Acc.(%)
Llama-3.1-8B-Instruct	91.1(± 1.6)
Llama-3.1-70B-Instruct	92.9(± 1.8)
Llama-3.1-405B-Instruct	96.5(± 1.5)
claude-3-5-sonnet-20240620	97.0(± 2.1)
mistral-large-2407	94.3(± 2.0)
Amazon Titan Text Premier	90.7(± 1.5)
gpt-4o-mini-2024-07-18	94.0(± 1.3)
gpt-4o-2024-05-13	97.0(± 1.2)

Sensitivity to LLM hallucination. Table 12 shows the information extraction (IE) accuracy of TRAFFICCOMPOSER when hallucinations are systematically injected into the textual IR generated by GPT-4o. The base text parsing accuracy of GPT-4o is 79.2%. With the complement from the visual modality, TRAFFICCOMPOSER is able to maintain an accuracy above 90% when up to 5% hallucinations are injected into the original output of GPT-4o. Overall, there is a negative linear correlation between the LLM hallucination rate and TRAFFICCOMPOSER's IE accuracy.

5.6 RQ6: Sensitivity to the Choice of CV Models and Object Detection Errors

Sensitivity to the choice of CV models. Table 13 shows the average information extraction (IE) accuracy of TRAFFICCOMPOSER using ten object detection models released from 2018 to 2024 with model sizes ranging from 2.3 million to 155.4 million parameters. From the older yolov3u model released in 2018 to the more powerful yolov10x (the default model in TRAFFICCOMPOSER), TRAFFICCOMPOSER consistently achieves high average IE accuracy ranging from 94.1% to 97.0%.

Table 12. IE accuracy of TRAFFICCOMPOSER with errors injected to LLM.

Error Rate	IE Acc.(%)
1%	95.2(± 1.3)
2%	95.0(± 1.9)
3%	93.7(± 2.1)
4%	93.0(± 2.8)
5%	92.0(± 2.2)
6%	89.2(± 2.9)
7%	88.0(± 1.7)
8%	87.6(± 1.8)
9%	85.0(± 3.0)
10%	84.0(± 2.6)

Table 13. IE accuracy of TRAFFICCOMPOSER using object detection models in the YOLO family with different model sizes.

Model	Release	# Param.(M)	IE Acc.(%)
yolov3u	Mar. 2018	N/A	94.1(± 0.8)
yolov5x6u	June 2020	155.4	94.2(± 0.9)
yolov8x	Jan. 2024	68.2	95.0(± 2.2)
yolov9e	Feb. 2024	58.1	95.4(± 1.4)
yolov10n	May 2024	2.3	96.1(± 1.3)
yolov10s	May 2024	7.2	96.2(± 1.8)
yolov10m	May 2024	15.4	96.9(± 2.3)
yolov10b	May 2024	19.1	97.0(± 1.1)
yolov10l	May 2024	24.4	96.8(± 1.8)
yolov10x	May 2024	29.5	97.0(± 1.2)

Table 14. IE accuracy of TRAFFICCOMPOSER and object detection precision with error injection.

Error Rate	Prec.(%)	IE Acc.(%)
1%	89.9(± 0.4)	92.9(± 1.2)
2%	88.0(± 0.6)	91.7(± 1.4)
3%	87.8(± 0.9)	91.1(± 1.2)
4%	85.2(± 0.7)	89.2(± 1.4)
5%	83.3(± 1.1)	85.9(± 1.6)
6%	83.0(± 0.7)	83.7(± 2.1)
7%	80.2(± 1.0)	81.5(± 1.8)
8%	77.9(± 0.8)	80.0(± 1.5)
9%	77.6(± 0.5)	78.7(± 2.4)
10%	74.0(± 0.7)	76.8(± 1.8)

Sensitivity to object detection errors. Table 14 shows the IE accuracy of TRAFFICCOMPOSER under injected object detection errors and the corresponding object detection precision on our benchmark reference images. The base detection precision of yolov10x is 98.7%. When error rates reach 3%, TRAFFICCOMPOSER maintains an average IE accuracy above 90%. The results demonstrate a negative linear correlation between the detection error rate and TRAFFICCOMPOSER's IE accuracy.

6 Limitations and Future Work

Limitations. The visual information extractor in TRAFFICCOMPOSER leverages two pre-trained Computer Vision models to detect lane divisions and objects such as vehicles, pedestrians, and traffic signals. The object detection model, YOLOv10 [77], achieves an average precision of 98.7% in our traffic-specific application. The lane detection model, CLRNNet [85], achieves F1 scores of 80.47 and 96.12 on two large-scale lane detection benchmarks, CULane [55] and LLAMAS [12]. Based on the information extracted by the two models, TRAFFICCOMPOSER determines the position of each vehicle or pedestrian using lane occupancy. This straightforward and transparent algorithm extracts information from the reference image and improves the overall accuracy of the generated traffic scenarios, as shown in Section 5.4. However, the effectiveness of TRAFFICCOMPOSER is inherently tied to the performance of the two computer vision models. Despite these models achieving state-of-the-art performance in their respective domains, the accuracy of TRAFFICCOMPOSER's visual information extraction may be affected by their detection capabilities.

Moreover, the textual description parser in TRAFFICCOMPOSER employs an LLM to extract information from textual descriptions, which introduces the potential for hallucination issues inherent in LLMs. However, TRAFFICCOMPOSER mitigates this vulnerability with the visual information extractor, which is resistant to such problems. The visual information extractor utilizes a deterministic algorithm to analyze bounding boxes predicted by pre-trained computer vision models, ensuring more reliable and interpretable outputs. By aligning the information from visual and textual input, TRAFFICCOMPOSER effectively reduces the impact of hallucinations on its overall performance.

Future Directions. Based on the insights from our evaluation and analysis of the limitations, we propose the following three future directions for traffic scenario generation for ADS testing. First, TRAFFICCOMPOSER currently accepts only reference images as visual input for scenario generation. Expanding the capabilities of visual information extractor to process additional types of visual input, such as videos or point clouds, could significantly enhance the richness and accuracy of scenario generation. Second, there is a need for a larger and more diverse set of high-quality traffic scenarios for comprehensive ADS testing. We plan to extend our benchmark to include more diverse scenarios, which will better serve the needs of the ADS testing community. Third, we plan

to extend TRAFFICCOMPOSER to support other DSLs, such as Scenic and OpenSCENARIO, to expand its potential applications.

7 Threats to Validity

External validity concerns the generalizability of TRAFFICCOMPOSER. One potential threat to validity is the applicability of TRAFFICCOMPOSER to different ADSs. While we have made significant efforts to evaluate the effectiveness of TRAFFICCOMPOSER in ADS testing, it is not feasible to test all available ADSs. To mitigate this threat, we conduct experiments with a diverse set of six ADSs, ranging from industrial-level ADSs to simpler ADSs, to assess the bug detection capabilities of TRAFFICCOMPOSER-generated scenarios.

Another threat to validity is the generalizability of TRAFFICCOMPOSER to various LLMs. We mitigate this by evaluating TRAFFICCOMPOSER with eight LLMs from five model families, including both open-source and closed-source models. The size of the LLMs ranges from 8B to 405B parameters. The results demonstrate that TRAFFICCOMPOSER maintains robust scenario generation capabilities across a wide range of LLMs used in the textual description parser.

Internal validity concerns the randomness inherent in TRAFFICCOMPOSER and in the evaluation. One threat to internal validity is the randomness brought by simulation-based testing. To mitigate this threat, we repeat all fuzzing experiments ten times to reduce the impact of randomness, and further conduct statistical analysis to validate the significance of the findings. Another potential threat to internal validity is the randomness brought by LLM in textual description parser. To mitigate this threat, we repeat experiments involving LLMs three times, and report the average results in evaluations.

8 Related Work

8.1 Traffic Scenarios Generation

The research most related to our proposal is traffic scenario generation approaches [7, 23, 27, 29, 33, 35, 65, 68, 82, 87]. These approaches fall into two categories: (i) reconstructing real-world traffic scenarios from data collected from real-world events, and (ii) generating traffic scenarios from manually created specifications.

AC3R [29] and RMT [23] use traditional NLP methods to extract information from accident reports and traffic rules. More recently, LLM-based approaches [22, 33, 65] have emerged. LeGEND [65] introduces a two-stage approach that transforms accident reports into formal logical scenarios using two LLMs to generate critical and diverse scenarios. SoVAR [33] leverages tailored linguistic patterns in LLM prompts to extract information from accident reports. In parallel, video-based methods, DeepCrashTest [7] and M-CPS [82], reconstruct crash scenarios using vehicle dashboard camera and surveillance camera footage, respectively.

Compared to existing work, TRAFFICCOMPOSER introduces a novel multi-modal framework that extracts and aligns complementary information from free-form textual descriptions and visual inputs. Moreover, while existing methods [22, 33, 65] typically focus on scenarios with one to two actors in addition to the ego vehicle, TRAFFICCOMPOSER can generate complex scenarios involving up to 21 actors. Additionally, unlike M-CPS [82], which processes surveillance camera footage using panoptic segmentation, TRAFFICCOMPOSER leverages images readily available from vehicle dashboard cameras and combines object detection with lane detection to produce a comprehensive description of the traffic scenario.

Both Scenic [27] and AVUnit [87] introduce Domain Specific Languages (DSLs) for specifying traffic scenarios. However, the complexity of these DSLs presents challenges for ADS developers. Creating large-scale traffic scenarios with them is effortful and time-consuming. RMT [23] adopts

natural language inputs, offering greater ease of use, but struggles with the inherent ambiguity of natural language that limits detailed scenario description. In contrast, TRAFFICCOMPOSER stands out by leveraging multi-modal inputs for the automated generation of traffic scenarios. This strategy addresses the challenges posed by natural language ambiguity and DSL complexity and enhances both the precision and efficiency of automated traffic scenario generation.

8.2 Simulation-based ADS Testing

In addition to directly generating traffic scenarios, there is also a large body of research focusing on searching for traffic scenarios from initial seeds to test ADSs. These methods typically start with a set of seed scenarios and adopt various search algorithms to explore the scenario search space. For example, methods like DeepRoad [80] and DeepTest [69] generate mutations based on the original image to test deep neural network-based ADSs. However, we will not get into details on this topic and focus on simulation-based methods. AsFault [30, 31] searches for complex road network layouts and generates them in BeamNG simulator to test ADS lane-keeping capabilities. AutoFuzz [86] mutates the starting and destination locations, directions, and velocities of vehicles or pedestrians near the ego vehicle. Moreover, AV-Fuzzer [43], EMOOD [47] and BehAVExplor [19] perform perturbations in driving maneuvers of vehicles or pedestrians around the ego vehicle. FITEST [1], LawBreaker [64], and DriveFuzz [40] further expand the scope by mutating more factors of traffic scenarios, such as weather and traffic signals. ConfVE [18] focuses on searching the ADS configuration space to detect unique system failures. LEADE [68] proposes to model evolutionary search as a question-answering task and to use LLMs to search for diverse scenarios. Our proposed method is complementary to these methods since the traffic scenarios generated by our method can serve as high-quality initial seeds, as demonstrated in our comprehensive experiments.

9 Conclusion

This paper presents TRAFFICCOMPOSER, a novel multi-modal traffic scenario generator specifically designed for ADS testing. The primary innovation of TRAFFICCOMPOSER lies in its unique integration of textual and visual inputs from ADS developers, leveraging the clarity and abstraction of textual descriptions and the detailed specificity of visual inputs. Evaluated on a benchmark of 120 traffic scenarios, TRAFFICCOMPOSER achieves 97.0% accuracy, outperforming the best-performing baseline by 7.3%. Testing ADSs directly using these scenarios successfully identifies 37 bugs. As initial seeds in fuzzing, these scenarios significantly improve bug detection effectiveness by 33%–124% and time efficiency by 28%–58%. An ablation study demonstrates the contribution of each input modality, while further experiments confirm the generalizability of TRAFFICCOMPOSER across different large language models and computer vision models. Its ability to seamlessly adapt to different traffic scenarios, ADS configurations, and fuzzing algorithms highlights its potential as a transformative framework in the field of ADS testing.

10 Data Availability

The source code and data are publicly available for replication and reproduction [70].

Acknowledgments

We would like to thank the anonymous reviewers for their valuable feedback. This work is partly supported by the National Science Foundation under the grant IIS-2416835.

References

- [1] Raja Ben Abdesslem, Annibale Panichella, Shiva Nejati, Lionel C. Briand, and Thomas Stifter. 2018. Testing autonomous cars for feature interaction failures using many-objective search. In *Proceedings of the 33rd ACM/IEEE International*

- Conference on Automated Software Engineering, ASE 2018, Montpellier, France, September 3-7, 2018*, Marianne Huchard, Christian Kästner, and Gordon Fraser (Eds.). ACM, 143–154. doi:10.1145/3238147.3238192
- [2] Amazon. 2024. Amazon Titan Text Premier. <https://aws.amazon.com/blogs/aws/build-rag-and-agent-based-generative-ai-applications-with-new-amazon-titan-text-premier-model-available-in-amazon-bedrock/>
 - [3] Anthropic PBC. 2024. Introducing computer use, a new Claude 3.5 Sonnet, and Claude 3.5 Haiku. <https://www.anthropic.com/news/3-5-models-and-computer-use>
 - [4] Anthropic PBC. 2024. Claude 3.5 Sonnet. <https://www.anthropic.com/news/claude-3-5-sonnet>
 - [5] ASAM. 2021. ASAM OpenSCENARIO: User Guide. <https://www.openscenario.org>. Online; accessed July 2024.
 - [6] Associated Press News. 2020. 3 Crashes, 3 Deaths Raise Questions About Tesla's Autopilot. <https://apnews.com/ca5e62255bb87bf1b151f9bf075aaadf>
 - [7] Sai Krishna Bashetty, Heni Ben Amor, and Georgios Fainekos. 2020. DeepCrashTest: Turning Dashcam Videos into Virtual Crash Tests for Automated Driving Systems. In *2020 IEEE International Conference on Robotics and Automation, ICRA 2020, Paris, France, May 31 - August 31, 2020*. IEEE, 11353–11360. doi:10.1109/ICRA40945.2020.9197053
 - [8] BBC News. 2016. Google Self-driving Car Hits a Bus. <https://www.bbc.com/news/technology-35692845>
 - [9] BBC News. 2016. Uber in Fatal Crash Had Safety Flaws Say US Investigators. <https://www.bbc.com/news/business-50312340>
 - [10] BBC News. 2016. US opens investigation into Tesla after fatal crash. Retrieved January, 2025 from <https://www.bbc.com/news/technology-36680043>
 - [11] BBC News. 2019. Tesla Model 3: Autopilot Engaged during Fatal Crash. <https://www.bbc.com/news/technology-48308852>
 - [12] Karsten Behrendt and Ryan Soussan. 2019. Unsupervised Labeled Lane Markers Using Maps. In *2019 IEEE/CVF International Conference on Computer Vision Workshop (ICCVW)*. 832–839. doi:10.1109/ICCVW.2019.00111
 - [13] Tom Brown et al. 2020. Language Models are Few-Shot Learners. In *Advances in Neural Information Processing Systems*, H. Larochelle, M. Ranzato, R. Hadsell, M.F. Balcan, and H. Lin (Eds.), Vol. 33. Curran Associates, Inc., 1877–1901.
 - [14] Holger Caesar, Varun Bankiti, Alex H Lang, Sourabh Vora, Venice Erin Liong, Qiang Xu, Anush Krishnan, Yu Pan, Giancarlo Baldan, and Oscar Beijbom. 2020. nuscenes: A multimodal dataset for autonomous driving. In *Proceedings of the IEEE/CVF conference on computer vision and pattern recognition*. 11621–11631.
 - [15] Carla. 2024. CARLA Autonomous Driving Challenge. <https://leaderboard.carla.org/challenge/>
 - [16] CARLA team. 2022. CARLA Agents. https://carla.readthedocs.io/en/0.9.12/adv_agents/
 - [17] Shi-tao Chen, Yu Chen, Songyi Zhang, and Nanning Zheng. 2019. A Novel Integrated Simulation and Testing Platform for Self-Driving Cars With Hardware in the Loop. *IEEE Trans. Intell. Veh.* 4, 3 (2019), 425–436. doi:10.1109/TIV.2019.2919470
 - [18] Yuntianyi Chen, Yuqi Huai, Shilong Li, Changnam Hong, and Joshua Garcia. 2024. Misconfiguration Software Testing for Failure Emergence in Autonomous Driving Systems. *Proc. ACM Softw. Eng.* 1, FSE, Article 85 (jul 2024), 24 pages. doi:10.1145/3660792
 - [19] Mingfei Cheng, Yuan Zhou, and Xiaofei Xie. 2023. BehAVExplor: Behavior Diversity Guided Testing for Autonomous Driving Systems. In *Proceedings of the 32nd ACM SIGSOFT International Symposium on Software Testing and Analysis (Seattle, WA, USA) (ISSTA 2023)*. Association for Computing Machinery, New York, NY, USA, 488–500. doi:10.1145/3597926.3598072
 - [20] Kashyap Chitta, Aditya Prakash, Bernhard Jaeger, Zehao Yu, Katrin Renz, and Andreas Geiger. 2023. TransFuser: Imitation with Transformer-Based Sensor Fusion for Autonomous Driving. *Pattern Analysis and Machine Intelligence (PAMI)* (2023).
 - [21] Jiarun Dai, Bufan Gao, Mingyuan Luo, Zongan Huang, Zhongrui Li, Yuan Zhang, and Min Yang. 2024. SCTrans: Constructing a Large Public Scenario Dataset for Simulation Testing of Autonomous Driving Systems. In *Proceedings of the 46th IEEE/ACM International Conference on Software Engineering, ICSE 2024, Lisbon, Portugal, April 14-20, 2024*. ACM, 50:1–50:13. doi:10.1145/3597503.3623350
 - [22] Yao Deng, Jiaohong Yao, Zhi Tu, Xi Zheng, Mengshi Zhang, and Tianyi Zhang. 2023. TARGET: Traffic Rule-based Test Generation for Autonomous Driving Systems. arXiv:2305.06018 [cs.SE]
 - [23] Yao Deng, Xi Zheng, Tianyi Zhang, Guannan Lou, Huai Liu, and Miryung Kim. 2020. RMT: Rule-based Metamorphic Testing for Autonomous Driving Models. *CoRR* abs/2012.10672 (2020). arXiv:2012.10672 <https://arxiv.org/abs/2012.10672>
 - [24] Alexey Dosovitskiy, Germán Ros, Felipe Codevilla, Antonio M. López, and Vladlen Koltun. 2017. CARLA: An Open Urban Driving Simulator. In *1st Annual Conference on Robot Learning, CoRL 2017, Mountain View, California, USA, November 13-15, 2017, Proceedings (Proceedings of Machine Learning Research, Vol. 78)*. PMLR, 1–16. <http://proceedings.mlr.press/v78/dosovitskiy17a.html>
 - [25] Abhimanyu Dubey and Abhinav Jauhri et al. 2024. The Llama 3 Herd of Models. arXiv:2407.21783 [cs.AI] <https://arxiv.org/abs/2407.21783>

- [26] Shuo Feng, Haowei Sun, Xintao Yan, Haojie Zhu, Zhengxia Zou, Shengyin Shen, and Henry Liu. 2023. Dense reinforcement learning for safety validation of autonomous vehicles. *Nature* 615 (03 2023), 620–627. doi:10.1038/s41586-023-05732-2
- [27] Daniel J Fremont, Tommaso Dreossi, Shromona Ghosh, Xiangyu Yue, Alberto L Sangiovanni-Vincentelli, and Sanjit A Seshia. 2019. Scenic: a language for scenario specification and scene generation. In *Proceedings of the 40th ACM SIGPLAN Conference on Programming Language Design and Implementation*. 63–78.
- [28] Dan Friedman and Adji Bousso Dieng. 2023. The Vendi Score: A Diversity Evaluation Metric for Machine Learning. *Trans. Mach. Learn. Res.* 2023 (2023). <https://openreview.net/forum?id=g97OHbQyk1>
- [29] Alessio Gambi, Tri Huynh, and Gordon Fraser. 2019. Generating effective test cases for self-driving cars from police reports. In *Proceedings of the ACM Joint Meeting on European Software Engineering Conference and Symposium on the Foundations of Software Engineering, ESEC/SIGSOFT FSE 2019, Tallinn, Estonia, August 26–30, 2019*, Marlon Dumas, Dietmar Pfahl, Sven Apel, and Alessandra Russo (Eds.). ACM, 257–267. doi:10.1145/3338906.3338942
- [30] Alessio Gambi, Marc Müller, and Gordon Fraser. 2019. AsFault: testing self-driving car software using search-based procedural content generation. In *Proceedings of the 41st International Conference on Software Engineering: Companion Proceedings, ICSE 2019, Montreal, QC, Canada, May 25–31, 2019*, Joanne M. Atlee, Tefik Bultan, and Jon Whittle (Eds.). IEEE / ACM, 27–30. doi:10.1109/ICSE-COMPANION.2019.00030
- [31] Alessio Gambi, Marc Müller, and Gordon Fraser. 2019. Automatically testing self-driving cars with search-based procedural content generation. In *Proceedings of the 28th ACM SIGSOFT International Symposium on Software Testing and Analysis, ISSTA 2019, Beijing, China, July 15–19, 2019*, Dongmei Zhang and Anders Møller (Eds.). ACM, 318–328. doi:10.1145/3293882.3330566
- [32] Ellen R Girden. 1992. *ANOVA: Repeated measures*. Number 84. Sage.
- [33] An Guo, Yuan Zhou, Haoxiang Tian, Chunrong Fang, Yunjian Sun, Weisong Sun, Xinyu Gao, Anh Tuan Luu, Yang Liu, and Zhenyu Chen. 2024. SoVAR: Build Generalizable Scenarios from Accident Reports for Autonomous Driving Testing. In *Proceedings of the 39th IEEE/ACM International Conference on Automated Software Engineering* (Sacramento, CA, USA) (ASE '24). Association for Computing Machinery, New York, NY, USA, 268–280. doi:10.1145/3691620.3695037
- [34] Yunfei Guo, Fei Yin, Xiao-hui Li, Xudong Yan, Tao Xue, Shuqi Mei, and Cheng-Lin Liu. 2023. Visual traffic knowledge graph generation from scene images. In *Proceedings of the IEEE/CVF International Conference on Computer Vision*. 21604–21613.
- [35] Yuqi Huai, Sumaya Almanee, Yuntianyi Chen, Xiafa Wu, Qi Alfred Chen, and Joshua Garcia. 2023. scenoRITA: Generating Diverse, Fully Mutable, Test Scenarios for Autonomous Vehicle Planning. *IEEE Transactions on Software Engineering* 49, 10 (2023), 4656–4676. doi:10.1109/TSE.2023.3309610
- [36] Shaofei Huang, Zhenwei Shen, Zehao Huang, Zi-han Ding, Jiao Dai, Jizhong Han, Naiyan Wang, and Si Liu. 2023. Anchor3dLane: Learning to regress 3d anchors for monocular 3d lane detection. In *Proceedings of the IEEE/CVF Conference on Computer Vision and Pattern Recognition*. 17451–17460.
- [37] J Utah. 2018. Driving Downtown - New York City 4K - USA. <https://www.youtube.com/watch?v=7HaJArMDKgI>
- [38] Lingxiao Jiang, Ghassan Misherghi, Zhendong Su, and Stephane Glondou. 2007. DECKARD: Scalable and Accurate Tree-Based Detection of Code Clones. In *29th International Conference on Software Engineering (ICSE'07)*. 96–105. doi:10.1109/ICSE.2007.30
- [39] Shinpei Kato, Shota Tokunaga, Yuya Maruyama, Seiya Maeda, Manato Hirabayashi, Yuki Kitsukawa, Abraham Monrroy, Tomohito Ando, Yusuke Fujii, and Takuya Azumi. 2018. Autoware on Board: Enabling Autonomous Vehicles with Embedded Systems. In *2018 ACM/IEEE 9th International Conference on Cyber-Physical Systems (ICCPS)*. 287–296. doi:10.1109/ICCPS.2018.00035
- [40] Seulbae Kim, Major Liu, Junghwan" John" Rhee, Yuseok Jeon, Yonghwi Kwon, and Chung Hwan Kim. 2022. Drivefuzz: Discovering autonomous driving bugs through driving quality-guided fuzzing. In *Proceedings of the 2022 ACM SIGSAC Conference on Computer and Communications Security*. 1753–1767.
- [41] Alexandre Kirchmeyer and Jia Deng. 2023. Convolutional networks with oriented 1d kernels. In *Proceedings of the IEEE/CVF International Conference on Computer Vision*. 6222–6232.
- [42] Sandra Kübler, Ryan McDonald, and Joakim Nivre. 2009. Dependency parsing. In *Dependency parsing*. Springer, 11–20.
- [43] Guanpeng Li, Yiran Li, Saurabh Jha, Timothy Tsai, Michael Sullivan, Siva Kumar Sastry Hari, Zbigniew Kalbarczyk, and Ravishankar Iyer. 2020. AV-FUZZER: Finding Safety Violations in Autonomous Driving Systems. In *2020 IEEE 31st International Symposium on Software Reliability Engineering (ISSRE)*. 25–36. doi:10.1109/ISSRE5003.2020.00012
- [44] Tsung-Yi Lin, Michael Maire, Serge Belongie, Lubomir Bourdev, Ross Girshick, James Hays, Pietro Perona, Deva Ramanan, C. Lawrence Zitnick, and Piotr Dollár. 2015. Microsoft COCO: Common Objects in Context. arXiv:1405.0312 [cs.CV]
- [45] Haotian Liu. 2023. LLaVA-1.6. <https://huggingface.co/liuhaotian/llava-v1.6-34b>
- [46] Haotian Liu, Chunyuan Li, Qingyang Wu, and Yong Jae Lee. 2024. Visual instruction tuning. *Advances in neural information processing systems* 36 (2024).

- [47] Yixing Luo, Xiao-Yi Zhang, Paolo Arcaini, Zhi Jin, Haiyan Zhao, Fuyuki Ishikawa, Rongxin Wu, and Tao Xie. 2021. Targeting Requirements Violations of Autonomous Driving Systems by Dynamic Evolutionary Search. In *36th IEEE/ACM International Conference on Automated Software Engineering, ASE 2021, Melbourne, Australia, November 15-19, 2021*. IEEE, 279–291. doi:10.1109/ASE51524.2021.9678883
- [48] Christopher D Manning, Mihai Surdeanu, John Bauer, Jenny Rose Finkel, Steven Bethard, and David McClosky. 2014. The Stanford CoreNLP natural language processing toolkit. In *Proceedings of 52nd annual meeting of the association for computational linguistics: system demonstrations*. 55–60.
- [49] Meta. 2024. Llama 3.2: Revolutionizing edge AI and vision with open, customizable models. <https://ai.meta.com/blog/llama-3-2-connect-2024-vision-edge-mobile-devices/>
- [50] Mistral AI. 2024. Mistral Large 2. <https://mistral.ai/news/mistral-large-2407/>. [Online; accessed September, 2024].
- [51] Texas Department of Public Safety. 2022. Texas DMV Handbook. <https://driving-tests.org/texas/tx-dmv-drivers-handbook-manual/> [Online; accessed August 2024].
- [52] OpenAI. 2024. GPT-4o. <https://openai.com/index/hello-gpt-4o/>. Online; accessed August 2024.
- [53] OpenAI. 2024. GPT-4o mini: advancing cost-efficient intelligence. <https://openai.com/index/gpt-4o-mini-advancing-cost-efficient-intelligence/>
- [54] OpenAI, Josh Achiam, Steven Adler, and Sandhini Agarwal et al. 2024. GPT-4 Technical Report. arXiv:2303.08774 [cs.CL] <https://arxiv.org/abs/2303.08774>
- [55] Xingang Pan, Jianping Shi, Ping Luo, Xiaogang Wang, and Xiaoou Tang. 2018. Spatial as deep: Spatial cnn for traffic scene understanding. In *Proceedings of the AAAI conference on artificial intelligence*, Vol. 32.
- [56] Mateusz Pawlik and Nikolaus Augsten. 2015. Efficient computation of the tree edit distance. *ACM Transactions on Database Systems (TODS)* 40, 1 (2015), 1–40.
- [57] Mateusz Pawlik and Nikolaus Augsten. 2016. Tree edit distance: Robust and memory-efficient. *Information Systems* 56 (2016), 157–173.
- [58] Planet Drive. 2023. Frankfurt Evening Drive | Driving in Europe's Financial Capital | Roads of Germany [4K HDR]. <https://www.youtube.com/watch?v=2054gi9TzcA>
- [59] Rodrigo Queiroz, Thorsten Berger, and Krzysztof Czarnecki. 2019. GeoScenario: An Open DSL for Autonomous Driving Scenario Representation. In *2019 IEEE Intelligent Vehicles Symposium (IV)*.
- [60] Guodong Rong, Byung Hyun Shin, Hadi Tabatabae, Qiang Lu, Steve Lemke, Mărtinș Možeiko, Eric Boise, Geehoon Uhm, Mark Gerow, Shalin Mehta, et al. 2020. LGSVL simulator: A high fidelity simulator for autonomous driving. In *2020 IEEE 23rd International conference on intelligent transportation systems (ITSC)*. IEEE, 1–6.
- [61] SAE On-Road Automated Vehicle Standards Committee. 2014. *Taxonomy and Definitions for Terms Related to Driving Automation Systems for On-Road Motor Vehicles*. Technical Report.
- [62] Seoul Walker. 2022. Night Driving Seoul City | Yeouido and Yongsan with Chill Lo-fi Hiphop POV | 4K HDR. <https://www.youtube.com/watch?v=kuRPXB3q5eo>. [Online; accessed September, 2024].
- [63] Murray Shanahan, Kyle McDonnell, and Laria Reynolds. 2023. Role-Play with Large Language Models. arXiv:2305.16367 [cs.CL]
- [64] Yang Sun, Christopher M. Poskitt, Jun Sun, Yuqi Chen, and Zijiang Yang. 2022. LawBreaker: An Approach for Specifying Traffic Laws and Fuzzing Autonomous Vehicles. In *37th IEEE/ACM International Conference on Automated Software Engineering, ASE 2022, Rochester, MI, USA, October 10-14, 2022*. ACM, 62:1–62:12. doi:10.1145/3551349.3556897
- [65] Shuncheng Tang, Zhenya Zhang, Jixiang Zhou, Lei Lei, Yuan Zhou, and Yinxing Xue. 2024. LeGEND: A Top-Down Approach to Scenario Generation of Autonomous Driving Systems Assisted by Large Language Models. In *Proceedings of the 39th IEEE/ACM International Conference on Automated Software Engineering* (Sacramento, CA, USA) (ASE '24). Association for Computing Machinery, New York, NY, USA, 1497–1508. doi:10.1145/3691620.3695520
- [66] Baidu Apollo team. 2020. Apollo 6.0. <https://github.com/ApolloAuto/apollo/releases/tag/v6.0.0>
- [67] The Mercury News. 2018. Tesla: Autopilot Was On During Deadly Mountain View Crash. <https://www.mercurynews.com/2018/03/30/tesla-autopilot-was-on-during-deadly-mountain-view-crash/>
- [68] Haoxiang Tian, Xingshuo Han, Guoquan Wu, Yuan Zhou, Shuo Li, Jun Wei, Dan Ye, Wei Wang, and Tianwei Zhang. 2024. An LLM-enhanced Multi-objective Evolutionary Search for Autonomous Driving Test Scenario Generation. *arXiv preprint arXiv:2406.10857* (2024).
- [69] Yuchi Tian, Kexin Pei, Suman Jana, and Baishakhi Ray. 2018. Deeptest: Automated testing of deep-neural-network-driven autonomous cars. In *Proceedings of the 40th international conference on software engineering*. 303–314.
- [70] Zhi Tu, Liangkun Niu, Wei Fan, and Tianyi Zhang. 2025. Artifacts for Multi-modal Traffic Scenario Generation for Autonomous Driving System Testing. <https://github.com/TrafficComposer/TrafficComposer/>
- [71] Zhi Tu, Liangkun Niu, Wei Fan, and Tianyi Zhang. 2025. Guideline for Creating Textual Descriptions. https://github.com/TrafficComposer/TrafficComposer/blob/main/resources/benchmark_guidelines.pdf
- [72] Zhi Tu, Liangkun Niu, Wei Fan, and Tianyi Zhang. 2025. Prompt Design for Multi-modal LLM Baselines. https://github.com/TrafficComposer/TrafficComposer/blob/main/trafficcomposer/baseline/multi_modal_gpt/

[multi_modal_gen_prompt.py](#)

- [73] Zhi Tu, Liangkun Niu, Wei Fan, and Tianyi Zhang. 2025. Prompt Design for TrafficComposer Textual Description Parser. https://github.com/TrafficComposer/TrafficComposer/blob/main/trafficcomposer/gen_textual_ir/text_parser_gen_prompt.py
- [74] Zhi Tu, Liangkun Niu, Wei Fan, and Tianyi Zhang. 2025. The Scenic code for the motivating example. https://github.com/TrafficComposer/TrafficComposer/blob/main/motivating_example/motivating_example_scenic
- [75] John W Tukey. 1949. Comparing individual means in the analysis of variance. *Biometrics* (1949), 99–114.
- [76] Walk East. 2023. Shanghai: The Most Developed City in China - A Driving Tour You Don't Wanna Miss. <https://www.youtube.com/watch?v=MAiltiE8tgI>. [Online; accessed September, 2024].
- [77] Ao Wang, Hui Chen, Lihao Liu, Kai Chen, Zijia Lin, Jungong Han, and Guiguang Ding. 2024. YOLOv10: Real-Time End-to-End Object Detection. arXiv:2405.14458 [cs.CV] <https://arxiv.org/abs/2405.14458>
- [78] Jason Wei, Xuezhi Wang, Dale Schuurmans, Maarten Bosma, Fei Xia, Ed Chi, Quoc V Le, Denny Zhou, et al. 2022. Chain-of-thought prompting elicits reasoning in large language models. *Advances in Neural Information Processing Systems* 35 (2022), 24824–24837.
- [79] Rui Yang, Panos Kalnis, and Anthony K. H. Tung. 2005. Similarity evaluation on tree-structured data. In *Proceedings of the 2005 ACM SIGMOD International Conference on Management of Data* (Baltimore, Maryland) (SIGMOD '05). Association for Computing Machinery, New York, NY, USA, 754–765. doi:10.1145/1066157.1066243
- [80] Mengshi Zhang, Yuqun Zhang, Lingming Zhang, Cong Liu, and Sarfraz Khurshid. 2018. DeepRoad: GAN-based metamorphic testing and input validation framework for autonomous driving systems. In *Proceedings of the 33rd ACM/IEEE international conference on automated software engineering*. 132–142.
- [81] Qingwen Zhang, Mingkai Tang, Ruoyu Geng, Feiyi Chen, Ren Xin, and Lujia Wang. 2022. MMFN: Multi-Modal-Fusion-Net for End-to-End Driving. In *2022 IEEE/RSJ International Conference on Intelligent Robots and Systems (IROS)*. 8638–8643. doi:10.1109/IROS47612.2022.9981775
- [82] Xudong Zhang and Yan Cai. 2023. Building Critical Testing Scenarios for Autonomous Driving from Real Accidents. In *Proceedings of the 32nd ACM SIGSOFT International Symposium on Software Testing and Analysis* (Seattle, WA, USA) (ISSTA 2023). Association for Computing Machinery, New York, NY, USA, 462–474. doi:10.1145/3597926.3598070
- [83] Xinhai Zhang, Jianbo Tao, Kaige Tan, Martin Törngren, José Manuel Gaspar Sánchez, Muhammad Rusyadi Ramli, Xin Tao, Magnus Gyllenhammar, Franz Wotawa, Naveen Mohan, Mihai Nica, and Hermann Felbinger. 2023. Finding Critical Scenarios for Automated Driving Systems: A Systematic Mapping Study. *IEEE Trans. Software Eng.* 49, 3 (2023), 991–1026. doi:10.1109/TSE.2022.3170122
- [84] Zhejun Zhang, Alexander Liniger, Dengxin Dai, Fisher Yu, and Luc Van Gool. 2021. End-to-End Urban Driving by Imitating a Reinforcement Learning Coach. In *2021 IEEE/CVF International Conference on Computer Vision, ICCV 2021, Montreal, QC, Canada, October 10-17, 2021*. IEEE, 15202–15212. doi:10.1109/ICCV48922.2021.01494
- [85] Tu Zheng, Yifei Huang, Yang Liu, Wenjian Tang, Zheng Yang, Deng Cai, and Xiaofei He. 2022. CLRNet: Cross Layer Refinement Network for Lane Detection. In *IEEE/CVF Conference on Computer Vision and Pattern Recognition, CVPR 2022, New Orleans, LA, USA, June 18-24, 2022*. IEEE, 888–897. doi:10.1109/CVPR52688.2022.00097
- [86] Ziyuan Zhong, Gail E. Kaiser, and Baishakhi Ray. 2023. Neural Network Guided Evolutionary Fuzzing for Finding Traffic Violations of Autonomous Vehicles. *IEEE Trans. Software Eng.* 49, 4 (2023), 1860–1875. doi:10.1109/TSE.2022.3195640
- [87] Yuan Zhou, Yang Sun, Yun Tang, Yuqi Chen, Jun Sun, Christopher M Poskitt, Yang Liu, and Ziji Yang. 2023. Specification-based Autonomous Driving System Testing. *IEEE Transactions on Software Engineering* (2023).

Received 2025-02-26; accepted 2025-04-01