
The Energy Cost of Reasoning: Analyzing Energy Usage in LLMs with Test-time Compute

Yunho Jin

Harvard University
Cambridge, MA
yjin@g.harvard.edu

Gu-Yeon Wei

Harvard University
Cambridge, MA

David Brooks

Harvard University
Cambridge, MA

Abstract

Scaling large language models (LLMs) has driven significant advancements, yet it faces diminishing returns and escalating energy demands. This work introduces test-time compute (TTC)—allocating additional computational resources during inference—as a compelling complement to conventional scaling strategies. Specifically, we investigate whether employing TTC can achieve superior accuracy-energy trade-offs compared to simply increasing model size. Our empirical analysis reveals that TTC surpasses traditional model scaling in accuracy/energy efficiency, with notable gains in tasks demanding complex reasoning rather than mere factual recall. Further, we identify a critical interaction between TTC performance and output sequence length, demonstrating that strategically adjusting compute resources at inference time according to query complexity can substantially enhance efficiency. Our findings advocate for TTC as a promising direction, enabling more sustainable, accurate, and adaptable deployment of future language models without incurring additional pretraining costs.

1 Introduction

Test-time compute (TTC) has emerged as a promising approach to significantly enhance the performance of large language models (LLMs) without the reliance on traditional scaling laws. Conventionally, improving neural language models involved scaling either the number of parameters or expanding the training dataset [1]. However, this approach demands substantial computational resources, resulting in considerable energy consumption during both training and inference phases. Furthermore, such scaling is increasingly constrained by the limited availability of sufficiently large and diverse datasets[2], highlighting diminishing returns in terms of resource efficiency.

Recent research addresses this limitation by proposing a new strategy to enhance the performance of LLMs: allocating additional computational resources at inference time, known as TTC. TTC is inspired by human reasoning process, where humans reflect and reason logically to answer challenging questions rather than responding impulsively. Similarly, LLMs should leverage additional computational effort during inference to improve their responses. Prominent examples of TTC methodologies include prompting techniques like Chain-of-Thought (CoT) reasoning [3, 4], self-revision methods [5, 6, 7], post-training for reasoning [8, 9, 10], and ensemble-like approaches aggregating response from multiple parallel generations to improve the final response [11, 12, 13, 3]. Despite methodological differences, these strategies collectively emphasize additional computational investment during inference to enhance model accuracy.

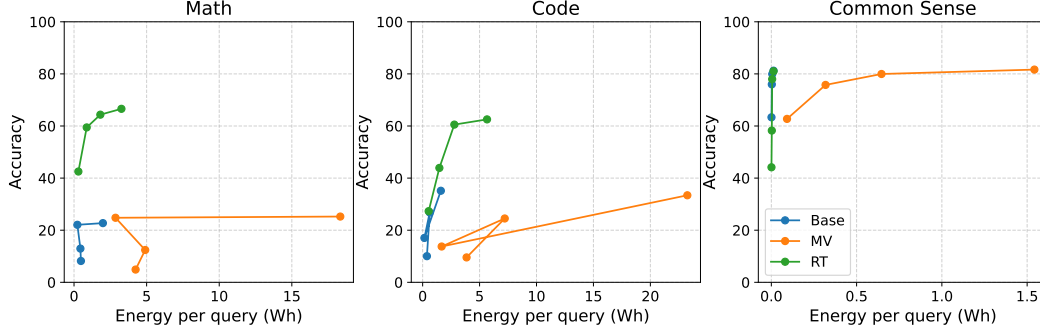


Figure 1: Accuracy vs Energy per query. Each dot in the line represent Qwen2.5 1.5B, 7B, 14B, and 32B from left to right, respectively.

Nevertheless, the rising computational demands of TTC necessitate careful consideration of associated energy costs. Recent industry reports underscore this concern, with Meta attributing up to 70% of its AI power consumption to inference processes [14], Google reporting 60% of machine learning energy usage [15], and AWS indicating inference-related demands accounting for 80-90% of computing resources [16] all without TTC. Moreover, broader data center energy consumption trends indicate a rapid escalation, expected to constitute up to 12% of total U.S. electricity usage by 2028 [17]. The environmental impact and financial implications of such intensive energy consumption underline the urgency of evaluating the sustainability and efficiency of TTC approaches.

In this paper, we critically examine the performance-energy trade-offs associated with TTC compared to traditional model scaling. Specifically, we define performance as accuracy of evaluating benchmarks and investigate the relationship between accuracy improvements and energy consumption incurred by employing TTC methods versus scaling model sizes. Through comprehensive experiments conducted on Qwen2.5 [18] models (1.5B, 7B, 14B, and 32B parameters) using A100 GPUs across mathematical, coding, and common-sense reasoning benchmarks, we derive key insights into the comparative advantages and costs of TTC.

Our findings highlight several crucial observations:

- TTC demonstrates superior accuracy-energy trade-off improvements over traditional model scaling especially for performant models. Notably, smaller models enhanced with TTC can outperform substantially larger models relying solely on scale.
- However, indiscriminate application of TTC can drastically elevate energy consumption, with cases where TTC usage amplifies energy costs up to $97.48\times$, as observed with the 7B model on a coding benchmark.
- Output sequence length emerges as a reliable indicator of model comprehension, with extended sequences often signaling models' struggles or attempts at multiple reasoning pathways, consequently incurring higher energy usage.
- Complex questions inherently drive models to allocate greater computational resources during inference, paralleling human cognitive processes in handling challenging tasks.

To the best of our knowledge, this study represents one of the first systematic explorations into the energy implications of TTC for LLM inference. Our analysis provides a foundational understanding of how TTC can serve as a more energy-efficient alternative and complement to traditional scaling while also underscoring the potential for substantial resource expenditure. We explicitly focus on inference-related impacts, leaving exploration of training-phase considerations as important avenues for future research.

2 Background

LLM Inference Pipeline Inference for transformer-based LLMs [19, 18, 20, 21] typically involves two sequential stages: prefill and decode. Initially, when an input sequence is provided, it undergoes

Table 1: List of benchmarks used in this study

Task	Benchmark	Task	Benchmark	Task	Benchmark
Math	AIME24 [34]	Code	HumanEval [35]	Common Sense	HellaSwag [36]
	AIME25 [37]		LiveCodeBench [38]		MMLU [39]
	GPQADiamond [40]		MBPP [41]		GSM8K [42]
	Math500 [43]		CodeForces [44]		CommonsenseQA [45]

the prefill stage, where all tokens in the sequence are processed simultaneously. This stage computes the first output token and generates a Key-Value cache (KV-cache), which stores contextual information from the input sequence. Following the prefill stage, the model enters the decode stage, wherein it autoregressively generates subsequent tokens one-by-one, leveraging the previously generated KV-cache.

Each of these stages presents distinct computational bottlenecks. The prefill stage is predominantly compute-bound due to extensive matrix multiplications resulting from processing all tokens simultaneously. In contrast, the decode stage typically becomes memory bandwidth (BW)-bound because of the frequent accesses to the KV-cache. Recognizing this distinction, state-of-the-art LLM inference engines optimize latency and throughput by overlapping these two stages [22, 23, 24, 25, 26], efficiently exploiting their differing computational characteristics within the same model architecture.

Test-time Compute Recently, leveraging additional computational resources at inference time—known as TTC—has emerged as an effective strategy for enhancing the reasoning capabilities and overall accuracy of LLMs. We categorize TTC techniques into two categories based on their resource utilization patterns: 1) techniques that increase the input tokens more [11, 3, 27] or 2) those that increase output tokens more [8, 7, 9, 10]. Each category uniquely affects the resource demands of the inference pipeline.

Increasing the number of input tokens primarily impacts the prefill stage, significantly intensifying its computational load, as the compute requirement scales quadratically with the length of the input sequence. On the other hand, increasing the number of output tokens predominantly affects the decode stage. Specifically, extending the output length linearly increases both the size of the KV-cache and the number of autoregressive decoding steps, thus elevating memory BW requirements.

Energy Usage Measurement While considerable research has focused on improving the performance and reasoning capabilities of LLMs, the energy consumption associated with their deployment and usage remains relatively underexplored. Typically, energy consumption is measured by tracking power usage throughout model runtime and integrating this measurement over time.

Early pioneering efforts, such as the study by Strubell et al. [28], began to systematically investigate the energy cost of training transformer models, spurring subsequent studies that quantified energy consumption during model training [15]. With the increasing deployment of LLMs in practical applications, recent studies have expanded this scope to include energy measurements specific to inference workloads [29, 30, 31, 32, 33].

On top of the existing works, we specifically examine the additional energy overhead incurred by TTC methods. Despite TTC becoming a widely accepted practice to improve the reasoning capabilities of LLMs, the precise energy costs associated with such approaches remain largely unexplored—highlighting the critical importance and novelty of our analysis.

3 Methodology

In this study, we systematically measure the additional energy consumption associated with TTC methods in the context of LLM inference. To quantify this energy overhead, we base our work on Evalchemy [46] and utilize SGLang [24] for model execution on NVIDIA A100 GPUs [47], each with a maximum power rating of 500W. We run each benchmark from start to end assuming that all questions are present to be processed to eliminate any scheduling overhead or queuing delay. Power consumption during model inference is monitored using the NVIDIA Management Library (NVML) [48]. We integrate power usage over the inference period to compute total energy consumption for each model evaluation.

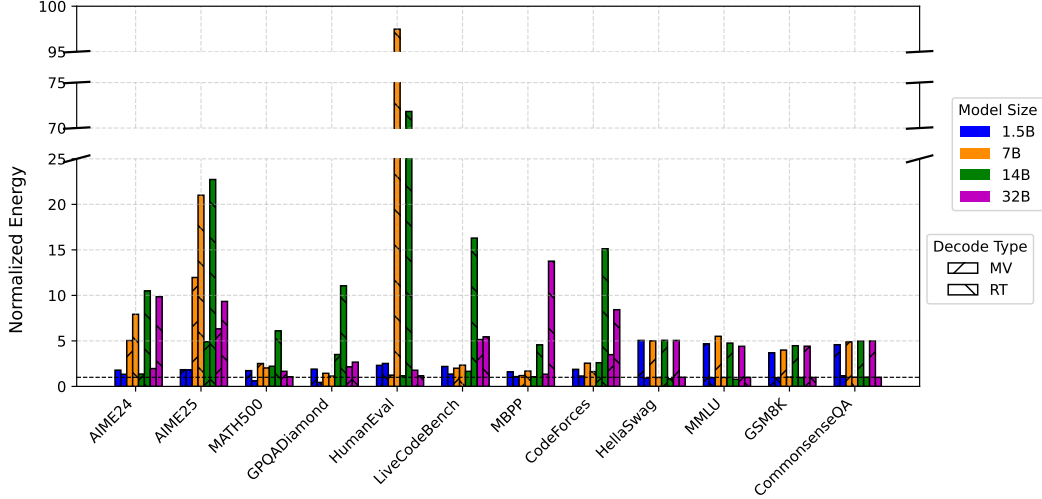


Figure 2: Normalized energy. The first, second, and third four benchmarks represent math, code, and common-sense, respectively. The dotted horizontal line represents the baseline.

Categorization of TTC Methods We group TTC approaches into two distinct categories: (1) methods that increase the number of input tokens and (2) methods that expand the number of output tokens. For the first category, we select parallel sampling [11, 12, 13, 3] with majority vote (MV) to finalize the answer. Although parallel sampling can leverage prefix caching by performing the prefill stage only once, we deliberately opt to repeat the prefill stage for each sample independently. This strategy ensures effective utilization of varying sampling temperatures, thereby producing a diverse set of candidate outputs.

For the second category, we adopt the reasoning token (RT) approach [8, 9, 10]. Unlike baseline models that lack post-training enhancements and thus cannot effectively refine their outputs [49], models utilizing reasoning tokens have demonstrated a notable capacity for self-correction and improved reasoning. This enhanced capability results from specialized tokens learned during the post-training phase.

Model Selection We base our study on models supported by the DeepSeek-R1 framework [8], selecting four representative models from the Qwen2.5 family [18]: 1.5B, 7B, 14B, and 32B variants. These models have been distilled from DeepSeek-R1 and are particularly suitable for demonstrating the effectiveness of reasoning tokens in refining model outputs. To facilitate a rigorous comparison, we also employ these same Qwen2.5 models as baseline (Base) references (without TTC) and in parallel sampling scenarios. Using identical model architectures across conditions ensures a fair and controlled evaluation. 32B models are executed across two NVIDIA A100 GPUs in tensor parallel manner as they on average use over 100GB compared to 80GB memory on our A100 GPUs.

Evaluation Tasks To comprehensively capture the impact of TTC, we evaluate model performance across three representative machine learning task categories, each consisting of four distinct benchmarks. Specifically, we choose mathematical reasoning and code-generation tasks to assess how effectively TTC improves a model’s logical reasoning capabilities. Additionally, common sense tasks are selected to investigate whether extra computation at inference time can meaningfully enhance the model’s retention or representation of factual information. Detailed descriptions of tasks and corresponding datasets are summarized in Table 1.

4 Results

We present our results on Base, MV, and RT. Evaluations are run 10 times with batch size 16, maximum sequence length 32768, and data type Bfloat16 unless stated otherwise. We generate 5 samples when running MV with parallel sampling. Common-sense benchmarks take roughly 10

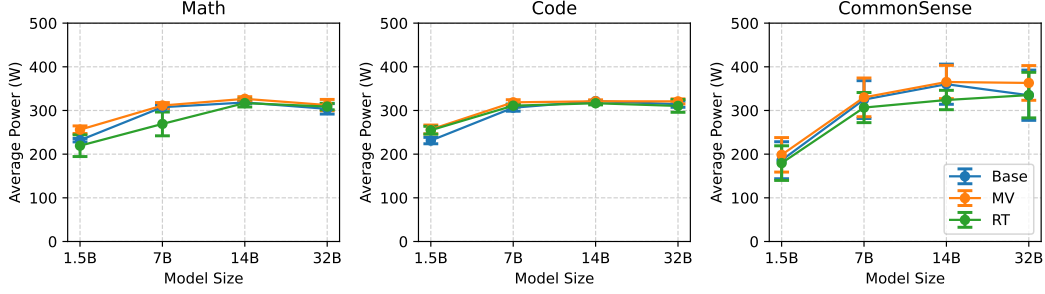


Figure 3: Power readings during runtime.

minutes per evaluation while math and code benchmarks take between 1 to 4 hours depending on the benchmark.

4.1 Overview

Accuracy vs Energy per Query The primary objective of this analysis is to explore the trade-off between accuracy improvements and associated energy costs when employing TTC. Figure 1 presents this trade-off across mathematical, coding, and common-sense benchmarks.

Firstly, the slope of the accuracy-energy curve is steeper for math and common-sense tasks, with a clearly defined knee point situated higher and further from the origin for RT. This indicates a superior accuracy-to-energy ratio when using RT. For example, in mathematical benchmarks, increasing the model size from 1.5B to 7B parameters in the Base configuration yields only a 4.8% accuracy improvement with negligible energy difference per query. In contrast, using RT on the 1.5B model significantly boosts accuracy by 34.3%, representing a 7.5-fold increase in accuracy improvement over traditional scaling, at similar energy consumption levels.

In coding benchmarks, scaling model size offers better accuracy/energy gains at lower model scales than RT. Specifically, transitioning from a Base 1.5B to Base 7B model increases accuracy by 16.8% while reducing energy consumption per query by 40.1%. Conversely, applying RT to the 1.5B model achieves a similar accuracy improvement (17.3%) but increases energy per query by 57.4%. However, when targeting higher accuracy regimes (e.g., Base 32B model versus RT 7B model), RT demonstrates a superior slope of accuracy improvement per unit energy consumed (28.1%/Wh for RT versus 20.7%/Wh for Base). To ensure a fair comparison, RT 7B was chosen to match energy usage with the larger Base model, confirming that RT is more advantageous at higher accuracy demands.

Common-sense benchmarks show limited or even adverse performance when employing RT. Specifically, the Base 1.5B model outperforms both the 1.5B and 7B RT configurations. This is expected because common-sense tasks predominantly evaluate factual knowledge retrieval rather than complex reasoning capabilities, limiting the effectiveness of RT.

Secondly, the use of MV combined with parallel sampling substantially increases energy consumption without proportionate accuracy improvements. This inefficiency occurs because MV relies on simplistic aggregation, where the probability of correctness, p , remains unchanged. Particularly, if $p < 0.5$ and we sample 5 generations, using MV with multiple candidates can potentially reduce accuracy due to the binomial distribution of generations. Consequently, a more sophisticated aggregation method is necessary to effectively utilize candidate outputs and justify increased energy consumption.

Finally, an intriguing anomaly emerges within the coding benchmarks: Base and MV configurations for the 14B models exhibit lower accuracy compared to their 7B counterparts. This finding reinforces the notion that merely increasing model size does not guarantee enhanced accuracy if underlying reasoning capabilities remain insufficient.

Normalized Energy We analyze the energy consumption implications of employing TTC, specifically quantifying the energy increase introduced by MV and RT relative to Base. Figure 2 illustrates these normalized energy metrics.

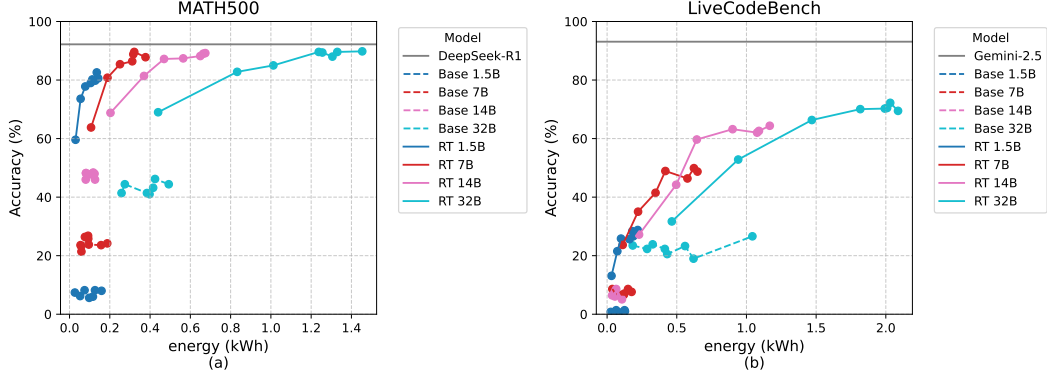


Figure 4: Energy vs Accuracy per length. Each line is represent a model and dot represents maximum sequence length.

On average, MV consumes $2.63\times$, $2.01\times$, and $4.69\times$ more energy than the Base configuration for mathematical, coding, and common-sense benchmarks, respectively. RT demonstrates a more substantial average energy increase, using $3.66\times$, $10.4\times$, and $1.08\times$ more energy than Base for math, code, and common-sense tasks, respectively.

The energy cost of RT, in particular, can escalate dramatically, with a peak increase of $97.48\times$ for the 7B model on the HumanEval coding benchmark. This extreme rise is largely driven by a substantial growth in the number of generated tokens; RT models produce, on average, $4.4\times$ more tokens than Base, and in extreme cases up to $46.26\times$ more tokens.

In contrast, although MV multiplies both input and output tokens by a factor of five, the short output sequences do not fully utilize GPU compute and memory BW during decoding. Consequently, this allows MV to maintain minimal latency overhead despite an increased batch size, resulting in less than a proportional $5\times$ increase in energy consumption. However, common-sense benchmarks, which generate only a single output token correlating the answer to multiple-choice options, consistently exhibit approximately $5\times$ energy usage relative to Base.

Power Measurements We explore power consumption implications of employing TTC. Data centers typically have strict power provisioning limits, requiring accurate assessments of power usage to prevent exceeding provisioned capacity. Figure 3 provides average GPU power measurements and associated standard deviations across each benchmark.

Our analysis reveals that TTC only marginally affects power usage. Specifically, MV introduces an average increase of approximately 5% in power consumption due to increased batch sizes from parallel sampling. Conversely, RT tends to use slightly less power than Base. This unexpected reduction occurs because RT inference is predominantly decode- and especially attention layer-bound, characterized by extremely long output sequences. The resulting high memory requirements for the KV cache create a bottleneck that saturates GPU memory BW but significantly under-utilizes the GPU compute units.

For instance, RT benchmarks produce an average of 7845 tokens per query, translating to an average KV cache size of about 258MB, even for relatively small (7B) models. Given the memory BW saturation threshold (approximately 100MB data array for A100 GPUs [50]), the inference process becomes memory-bound, limiting the effective utilization of GPU computational resources. Consequently, the power usage stabilizes at a level consistent with these memory constraints.

4.2 In-depth Analysis

We conclude that parallel sampling with MV shows lower accuracy/energy than RT and that TTC has limited benefit on common-sense benchmarks. To this end, we provide a thorough analysis on RT using two reasoning benchmarks one from math (MATH500) and coding (LiveCodeBench) task each.

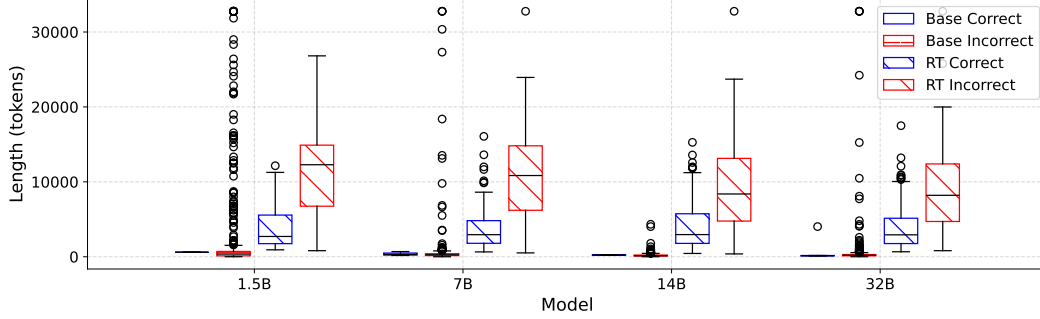


Figure 5: Output token count distribution of correct and incorrect queries.

Length Sweep We investigate how the maximum output sequence length affects RT performance and associated computational costs. By incrementally varying the maximum sequence length by steps of 3277 tokens—one-tenth of the 32768 tokens—we assess the impact on accuracy-energy trade-off.

Figure 4 demonstrates the relationship between accuracy and energy consumption for two representative benchmarks. Notably, RT consistently forms a distinct and superior Pareto frontier compared to Base models. This distinction arises because Base models reach an accuracy ceiling even when allowed extended sequence lengths, with improvements requiring substantially larger model sizes. Base accuracy saturates at 48.3% for MATH500 and 23.5% for LiveCodeBench, whereas RT achieves significantly higher accuracy ceilings of 89.8% and 72.1%, respectively. Moreover, the RT Pareto frontier highlights that slight accuracy trade-offs can yield considerable energy savings, valuable in resource-constrained environments. For example, transitioning from RT 32B to RT 14B to solve LiveCodeBench reduces energy consumption by 1.74× while sacrificing only 7.8% accuracy.

Additionally, RT models often terminate computations before reaching the maximum sequence length, which can be seen from the clustered points at the end of all RT lines. This indicates their ability to avoid excessive processing when uncertain, thus efficiently managing resources.

Figure 3(a) reveals the competitive potential of smaller RT models. For instance, the 1.5B RT model achieves 83.2% accuracy with just 135.22Wh, outperforming the Base 32B model at only 45.7% accuracy and consuming 424.54Wh. Remarkably, the RT 7B model reaches an accuracy of 89.6%, approaching the performance of much larger models such as DeepSeek-R1 with 617B parameters.

Tokens per Correct and Incorrect Queries Figure 5 illustrates the number of output tokens generated for correct and incorrect answers in both Base and RT models highlighting how token length relates to model reasoning.

Base models exhibit tightly clustered sequence lengths around 200 tokens for both correct and incorrect answers, with numerous outliers among incorrect responses. These models’ limited reasoning capabilities result in minimal token generation for answering, and outlier sequences typically represent unnecessary token generation rather than deeper reasoning. Increasing the model size reduces the number of outliers but maintains clustering near short sequence lengths, underscoring their restricted reasoning abilities.

Conversely, RT models utilize fewer tokens to reach correct answers compared to incorrect responses. For correct queries, token length distributions are consistent across model sizes, suggesting that RT effectively guides reasoning up to a certain point. However, when uncertain, RT models produce longer incorrect responses due to loops or divergent reasoning. Larger models significantly reduce the token lengths of incorrect answers, indicating a stronger capability to recognize ineffective reasoning paths and terminate more efficiently.

Query Difficulty We analyze the impact of task difficulty on energy consumption and accuracy using RT. Figure 6 depicts the accuracy versus energy-per-query tradeoff across easy, medium, and hard difficulty levels for selected benchmarks.

Firstly, task difficulty directly correlates with increased token generation and higher energy consumption, with each difficulty level forming distinct Pareto frontiers. This indicates alignment between

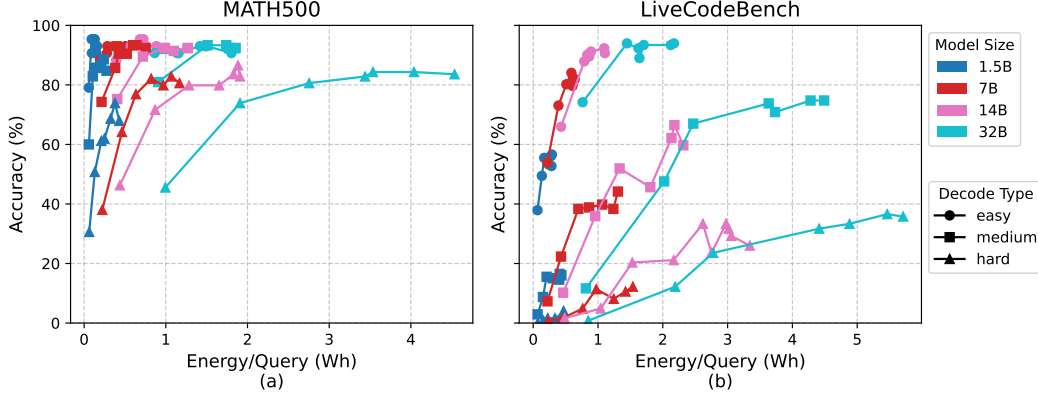


Figure 6: Accuracy vs Energy per difficulty level.

model-perceived and human-perceived task difficulty, where additional computational effort reflects increased complexity. This observation expands on previous findings that models’ and humans’ perceptions of difficulty align, especially for reasoning-based tasks.

Secondly, for easier tasks, smaller models with RT can match the performance of larger models, resulting in significant energy savings. Specifically, deploying 14B and 1.5B models instead of a 32B model saves $11.55\times$ and $1.48\times$ energy for easy tasks in MATH500 and LiveCodeBench, respectively.

Further analysis reveals that using RT provides better accuracy-per-energy improvements than simply increasing model size, even when all models employ RT. For example, on the hard queries of MATH500, the 14B model increases accuracy from 46.2% to 71.6% at an additional 0.4Wh, whereas scaling to a 32B model has marginal impact on accuracy while using 0.6Wh more energy. Similarly, the 14B model for medium-difficulty tasks in LiveCodeBench improves accuracy from 10.0% to 36.2% with an additional 0.96Wh of energy, demonstrating an accuracy/energy benefit of 39.5%/Wh compared to only 3.33%/Wh when scaling up to the 32B model. Thus, RT consistently offers superior or equivalent accuracy-per-energy tradeoffs compared to increasing model sizes.

Impact of Batch Size on Throughput We examine the influence of batch size on throughput (queries-per-second, QPS) of RT compared to Base. Increasing batch size is a common strategy to enhance throughput, particularly important given the increased latency and reduced throughput associated with the longer output sequences generated by RT.

Figure 7 depicts the QPS across various batch sizes for the two benchmarks using the highest-performing 32B models. Results indicate that larger batch sizes consistently improve throughput for both configurations. For Base, output sequences are relatively short, resulting in smaller KV cache footprints that under-utilize GPU memory BW. Although RT applied to MATH500 generates more tokens than Base, it still generates short enough sequences to under-utilize GPU memory BW. As a result, even at high batch sizes, the KV cache remains manageable, and throughput scales proportionally with batch size increases.

However, RT applied to the LiveCodeBench exhibit a notable saturation in throughput at a batch size of approximately 128. On average, RT generates around 6588 output tokens for LiveCodeBench, shifting inference into a predominantly decode-bound stage. During the decode stage, loading the large KV cache that scales linearly with batch size from GPU memory becomes the critical performance bottleneck, eventually saturating available GPU memory BW.

5 Conclusion and Discussion

In this work, we systematically evaluate the energy consumption of large language model (LLM) inference specifically through Test-Time Computation (TTC). We investigated two prevalent TTC strategies: (1) generating multiple candidate answers, and (2) self-refinement through iterative reasoning. Our analysis reveals that employing TTC strategies generally achieves better accuracy-energy trade-offs than solely increasing model size. Additionally, output sequence length emerges as

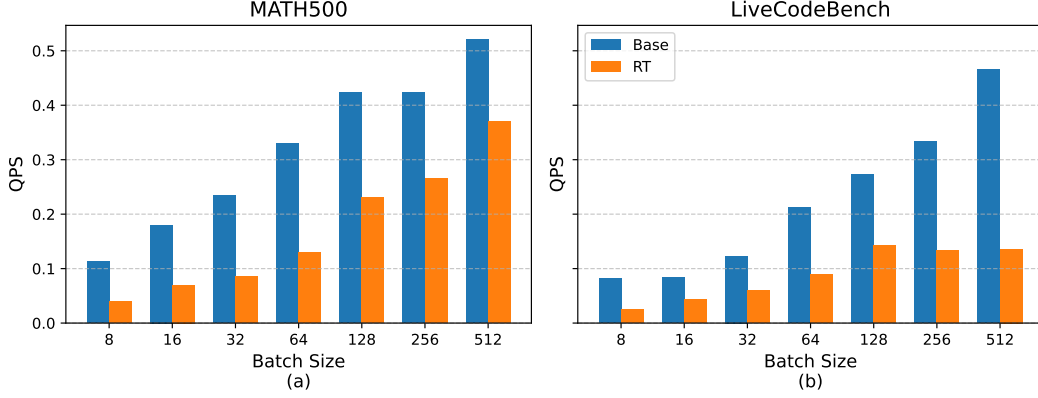


Figure 7: Throughput vs Batch size.

a reliable indicator of model comprehension and complex questions require greater computational resources during inference. Combining larger models with TTC strategies yields the highest accuracy but comes with substantial energy costs. Thus, a prudent approach is essential, balancing accuracy gains against energy expenditures. Our findings suggest promising directions for leveraging TTC in a more energy-efficient manner.

Difficulty-aware Model Selection Our results (Figure 4) demonstrate that smaller models with TTC can compete effectively against larger models, with distinct Pareto frontiers emerging for each task difficulty level. This insight supports the implementation of difficulty-aware evaluators [51, 52, 53, 54] that dynamically route queries to the most energy-efficient model achieving optimal accuracy. Optimal energy consumption E_o of an oracle evaluator and realistic energy consumption E_r of an imperfect evaluator in practical settings employing a high-performing model as a fallback can be calculated as

$$E_o = \sum_{i=0}^D n_i e_{m_i} \quad (1a)$$

$$E_r = \sum_{i=0}^D p_i N e_{m_i} + q N e_{m_D} \quad (1b)$$

where p_i denotes the probability that the evaluator correctly predicts difficulty level i , q represents the probability of incorrect predictions, and e_{m_D} is the energy consumed by the largest, most accurate fallback model. Compared against the baseline approach ($E_{max} = N e_{m_D}$), our analysis shows significant potential energy savings. For instance, using an oracle evaluator, LiveCodeBench and MATH500 benchmarks consumed only 1.75 kWh compared to baseline consumptions of 2.03 kWh and 2.20 kWh, respectively.

Length-wise Early Exit Figure 5 indicates that correct responses typically require fewer output tokens than incorrect responses, suggesting another promising avenue for efficiency improvements. Traditionally, early-exit methods focus on exiting at certain model layers [55, 56, 57, 58]. Extending these techniques to include token-length threshold will enable models to cease generation when answers become evidently flawed or excessively verbose. Such a mechanism effectively reduces unnecessary computations and subsequent energy consumption. Specifically, Figure 5 illustrates that the correct answers use less than 12000 tokens excluding outliers. We can apply this observation on Figure 4, cutting the generation at the fourth point (13108 tokens) on the RT lines. This gives us 14% accuracy saving without loss of accuracy.

Limitations and Future Work This study focused solely on operational energy demands during model inference. We did not account for embodied energy from hardware production, deployment, or training large models. We also did not include energy measurements from GPU interconnects V2 (due to limitations of available measurement tools [48]) or ancillary hardware components (e.g., CPUs, DRAM, SSDs). We excluded incidental operational overhead, such as query scheduling, and did not measure the energy consumption of alternative hardware architectures [59, 60, 61, 62]. Measuring the impact on energy-accuracy trade-off of optimization works such as speculative decoding or quantization is beyond the scope of this work. Future work should address these gaps to build a

comprehensive understanding of energy consumption across the complete lifecycle and deployment environment of LLMs.

References

- [1] J. Kaplan, S. McCandlish, T. Henighan, T. B. Brown, B. Chess, R. Child, S. Gray, A. Radford, J. Wu, and D. Amodei, “Scaling Laws for Neural Language Models,” *arXiv e-prints*, p. arXiv:2001.08361, Jan. 2020.
- [2] P. Villalobos, A. Ho, J. Sevilla, T. Besiroglu, L. Heim, and M. Hobbhahn, “Will we run out of data? Limits of LLM scaling based on human-generated data,” *arXiv e-prints*, p. arXiv:2211.04325, Oct. 2022.
- [3] X. Wang, J. Wei, D. Schuurmans, Q. Le, E. Chi, S. Narang, A. Chowdhery, and D. Zhou, “Self-Consistency Improves Chain of Thought Reasoning in Language Models,” *arXiv e-prints*, p. arXiv:2203.11171, Mar. 2022.
- [4] S. Yao, D. Yu, J. Zhao, I. Shafran, T. L. Griffiths, Y. Cao, and K. Narasimhan, “Tree of Thoughts: Deliberate Problem Solving with Large Language Models,” *arXiv e-prints*, p. arXiv:2305.10601, May 2023.
- [5] R. Kamoi, Y. Zhang, N. Zhang, J. Han, and R. Zhang, “When Can LLMs Actually Correct Their Own Mistakes? A Critical Survey of Self-Correction of LLMs,” *arXiv e-prints*, p. arXiv:2406.01297, June 2024.
- [6] D. Liu, A. Nassereldine, Z. Yang, C. Xu, Y. Hu, J. Li, U. Kumar, C. Lee, R. Qin, Y. Shi, and J. Xiong, “Large Language Models have Intrinsic Self-Correction Ability,” *arXiv e-prints*, p. arXiv:2406.15673, June 2024.
- [7] A. Madaan, N. Tandon, P. Gupta, S. Hallinan, L. Gao, S. Wiegrefe, U. Alon, N. Dziri, S. Prabhunoye, Y. Yang, S. Gupta, B. Prasad Majumder, K. Hermann, S. Welleck, A. Yazdanbakhsh, and P. Clark, “Self-Refine: Iterative Refinement with Self-Feedback,” *arXiv e-prints*, p. arXiv:2303.17651, Mar. 2023.
- [8] DeepSeek-AI, D. Guo, D. Yang, H. Zhang, J. Song, R. Zhang, R. Xu, Q. Zhu, S. Ma, P. Wang, X. Bi, X. Zhang, X. Yu, Y. Wu, Z. F. Wu, Z. Gou, Z. Shao, Z. Li, Z. Gao, A. Liu, B. Xue, B. Wang, B. Wu, B. Feng, C. Lu, C. Zhao, C. Deng, C. Zhang, C. Ruan, D. Dai, D. Chen, D. Ji, E. Li, F. Lin, F. Dai, F. Luo, G. Hao, G. Chen, G. Li, H. Zhang, H. Bao, H. Xu, H. Wang, H. Ding, H. Xin, H. Gao, H. Qu, H. Li, J. Guo, J. Li, J. Wang, J. Chen, J. Yuan, J. Qiu, J. Li, J. L. Cai, J. Ni, J. Liang, J. Chen, K. Dong, K. Hu, K. Gao, K. Guan, K. Huang, K. Yu, L. Wang, L. Zhang, L. Zhao, L. Wang, L. Zhang, L. Xu, L. Xia, M. Zhang, M. Zhang, M. Tang, M. Li, M. Wang, M. Li, N. Tian, P. Huang, P. Zhang, Q. Wang, Q. Chen, Q. Du, R. Ge, R. Zhang, R. Pan, R. Wang, R. J. Chen, R. L. Jin, R. Chen, S. Lu, S. Zhou, S. Chen, S. Ye, S. Wang, S. Yu, S. Zhou, S. Pan, S. S. Li, S. Zhou, S. Wu, S. Ye, T. Yun, T. Pei, T. Sun, T. Wang, W. Zeng, W. Zhao, W. Liu, W. Liang, W. Gao, W. Yu, W. Zhang, W. L. Xiao, W. An, X. Liu, X. Wang, X. Chen, X. Nie, X. Cheng, X. Liu, X. Xie, X. Liu, X. Yang, X. Li, X. Su, X. Lin, X. Q. Li, X. Jin, X. Shen, X. Chen, X. Sun, X. Wang, X. Song, X. Zhou, X. Wang, X. Shan, Y. K. Li, Y. Q. Wang, Y. X. Wei, Y. Zhang, Y. Xu, Y. Li, Y. Zhao, Y. Sun, Y. Wang, Y. Yu, Y. Zhang, Y. Shi, Y. Xiong, Y. He, Y. Piao, Y. Wang, Y. Tan, Y. Ma, Y. Liu, Y. Guo, Y. Ou, Y. Wang, Y. Gong, Y. Zou, Y. He, Y. Xiong, Y. Luo, Y. You, Y. Liu, Y. Zhou, Y. X. Zhu, Y. Xu, Y. Huang, Y. Li, Y. Zheng, Y. Zhu, Y. Ma, Y. Tang, Y. Zha, Y. Yan, Z. Z. Ren, Z. Ren, Z. Sha, Z. Fu, Z. Xu, Z. Xie, Z. Zhang, Z. Hao, Z. Ma, Z. Yan, Z. Wu, Z. Gu, Z. Zhu, Z. Liu, Z. Li, Z. Xie, Z. Song, Z. Pan, Z. Huang, Z. Xu, Z. Zhang, and Z. Zhang, “DeepSeek-R1: Incentivizing Reasoning Capability in LLMs via Reinforcement Learning,” *arXiv e-prints*, p. arXiv:2501.12948, Jan. 2025.
- [9] E. Zelikman, Y. Wu, J. Mu, and N. D. Goodman, “Star: Bootstrapping reasoning with reasoning, 2022,” *URL <https://arxiv.org/abs/2203.14465>*, vol. 2203, 2022.
- [10] A. Singh, J. D. Co-Reyes, R. Agarwal, A. Anand, P. Patil, X. Garcia, P. J. Liu, J. Harrison, J. Lee, K. Xu, *et al.*, “Beyond human data: Scaling self-training for problem-solving with language models,” *arXiv preprint arXiv:2312.06585*, 2023.
- [11] B. Brown, J. Juravsky, R. Ehrlich, R. Clark, Q. V. Le, C. Ré, and A. Mirhoseini, “Large Language Monkeys: Scaling Inference Compute with Repeated Sampling,” *arXiv e-prints*, p. arXiv:2407.21787, July 2024.

- [12] R. Greenblatt, “Geting 50.” <https://www.lesswrong.com/posts/Rdwui3wHxCeKb7feK/getting-50-sota-on-arc-agi-with-gpt-4o>, 2024.
- [13] R. Irvine, D. Boubert, V. Raina, A. Liusie, Z. Zhu, V. Mudupalli, A. Korshuk, Z. Liu, F. Cremer, V. Assassi, C.-C. Beauchamp, X. Lu, T. Rialan, and W. Beauchamp, “Rewarding Chatbots for Real-World Engagement with Millions of Users,” *arXiv e-prints*, p. arXiv:2303.06135, Mar. 2023.
- [14] C.-J. Wu, R. Raghavendra, U. Gupta, B. Acun, N. Ardalani, K. Maeng, G. Chang, F. Aga, J. Huang, C. Bai, *et al.*, “Sustainable ai: Environmental implications, challenges and opportunities,” *Proceedings of Machine Learning and Systems*, vol. 4, pp. 795–813, 2022.
- [15] D. Patterson, J. Gonzalez, U. Hölzle, Q. Le, C. Liang, L.-M. Munguia, D. Rothchild, D. R. So, M. Texier, and J. Dean, “The carbon footprint of machine learning training will plateau, then shrink,” *Computer*, vol. 55, no. 7, pp. 18–28, 2022.
- [16] J. Barr, “Amazon ec2 update—inf1 instances with aws inferentia chips for high performance cost-effective inferencing,” *AWS News Blog*, 2019.
- [17] A. Shehabi, S. J. Smith, A. Hubbard, A. Newkirk, N. Lei, M. A. Siddik, B. Holecek, J. G. Koomey, E. R. Masanet, and D. A. Sartor, “2024 united states data center energy usage report,” Report LBNL-2001637, Lawrence Berkeley National Laboratory, Dec. 2024.
- [18] Qwen, :, A. Yang, B. Yang, B. Zhang, B. Hui, B. Zheng, B. Yu, C. Li, D. Liu, F. Huang, H. Wei, H. Lin, J. Yang, J. Tu, J. Zhang, J. Yang, J. Yang, J. Zhou, J. Lin, K. Dang, K. Lu, K. Bao, K. Yang, L. Yu, M. Li, M. Xue, P. Zhang, Q. Zhu, R. Men, R. Lin, T. Li, T. Tang, T. Xia, X. Ren, X. Ren, Y. Fan, Y. Su, Y. Zhang, Y. Wan, Y. Liu, Z. Cui, Z. Zhang, and Z. Qiu, “Qwen2.5 Technical Report,” *arXiv e-prints*, p. arXiv:2412.15115, Dec. 2024.
- [19] A. Grattafiori, A. Dubey, A. Jauhri, A. Pandey, A. Kadian, A. Al-Dahle, A. Letman, A. Mathur, A. Schelten, A. Vaughan, A. Yang, A. Fan, A. Goyal, A. Hartshorn, A. Yang, A. Mitra, A. Sravankumar, A. Korenev, A. Hinsvark, A. Rao, A. Zhang, A. Rodriguez, A. Gregerson, A. Spataru, B. Roziere, B. Biron, B. Tang, B. Chern, C. Caucheteux, C. Nayak, C. Bi, C. Marra, C. McConnell, C. Keller, C. Touret, C. Wu, C. Wong, C. Canton Ferrer, C. Nikolaidis, D. Allonsius, D. Song, D. Pintz, D. Livshits, D. Wyatt, D. Esiobu, D. Choudhary, D. Mahajan, D. Garcia-Olano, D. Perino, D. Hupkes, E. Lakomkin, E. AlBadawy, E. Lobanova, E. Dinan, E. M. Smith, F. Radenovic, F. Guzmán, F. Zhang, G. Synnaeve, G. Lee, G. L. Anderson, G. Thattai, G. Nail, G. Mialon, G. Pang, G. Cucurell, H. Nguyen, H. Korevaar, H. Xu, H. Touvron, I. Zarov, I. Arrieta Ibarra, I. Kloumann, I. Misra, I. Evtimov, J. Zhang, J. Copet, J. Lee, J. Geffert, J. Vranes, J. Park, J. Mahadeokar, J. Shah, J. van der Linde, J. Billock, J. Hong, J. Lee, J. Fu, J. Chi, J. Huang, J. Liu, J. Wang, J. Yu, J. Bitton, J. Spisak, J. Park, J. Rocca, J. Johnstun, J. Saxe, J. Jia, K. Vasuden Alwala, K. Prasad, K. Upasani, K. Plawiak, K. Li, K. Heafield, K. Stone, K. El-Arini, K. Iyer, K. Malik, K. Chiu, K. Bhalla, K. Lakhotia, L. Rantala-Yeary, L. van der Maaten, L. Chen, L. Tan, L. Jenkins, L. Martin, L. Madaan, L. Malo, L. Blecher, L. Landzaat, L. de Oliveira, M. Muzzi, M. Pasupuleti, M. Singh, M. Paluri, M. Kardas, M. Tsimpoukelli, M. Oldham, M. Rita, M. Pavlova, M. Kambadur, M. Lewis, M. Si, M. K. Singh, M. Hassan, N. Goyal, N. Torabi, N. Bashlykov, N. Bogoychev, N. Chatterji, N. Zhang, O. Duchenne, O. Çelebi, P. Alrassy, P. Zhang, P. Li, P. Vasic, P. Weng, P. Bhargava, P. Dubal, P. Krishnan, P. Singh Koura, P. Xu, Q. He, Q. Dong, R. Srinivasan, R. Ganapathy, R. Calderer, R. Silveira Cabral, R. Stojnic, R. Raileanu, R. Maheswari, R. Girdhar, R. Patel, R. Sauvestre, R. Polidoro, R. Sumbaly, R. Taylor, R. Silva, R. Hou, R. Wang, S. Hosseini, S. Chennabasappa, S. Singh, S. Bell, S. S. Kim, S. Edunov, S. Nie, S. Narang, S. Raparthy, S. Shen, S. Wan, S. Bhosale, S. Zhang, S. Vandenhende, S. Batra, S. Whitman, S. Sootla, S. Collot, S. Gururangan, S. Borodinsky, T. Herman, T. Fowler, T. Sheasha, T. Georgiou, T. Scialom, and T. Speckbacher, “The Llama 3 Herd of Models,” *arXiv e-prints*, p. arXiv:2407.21783, July 2024.
- [20] G. Team, R. Anil, S. Borgeaud, J.-B. Alayrac, J. Yu, R. Soricut, J. Schalkwyk, A. M. Dai, A. Hauth, K. Millican, *et al.*, “Gemini: a family of highly capable multimodal models,” *arXiv preprint arXiv:2312.11805*, 2023.
- [21] J. Achiam, S. Adler, S. Agarwal, L. Ahmad, I. Akkaya, F. L. Aleman, D. Almeida, J. Altschmidt, S. Altman, S. Anadkat, *et al.*, “Gpt-4 technical report,” *arXiv preprint arXiv:2303.08774*, 2023.
- [22] G.-I. Yu, J. S. Jeong, G.-W. Kim, S. Kim, and B.-G. Chun, “Orca: A distributed serving system for Transformer-Based generative models,” in *16th USENIX Symposium on Operating Systems*

- Design and Implementation (OSDI 22)*, (Carlsbad, CA), pp. 521–538, USENIX Association, July 2022.
- [23] W. Kwon, Z. Li, S. Zhuang, Y. Sheng, L. Zheng, C. H. Yu, J. E. Gonzalez, H. Zhang, and I. Stoica, “Efficient memory management for large language model serving with pagedattention,” in *Proceedings of the ACM SIGOPS 29th Symposium on Operating Systems Principles*, 2023.
 - [24] L. Zheng, L. Yin, Z. Xie, C. Sun, J. Huang, C. H. Yu, S. Cao, C. Kozyrakis, I. Stoica, J. E. Gonzalez, C. Barrett, and Y. Sheng, “Sglang: Efficient execution of structured language model programs,” in *Advances in Neural Information Processing Systems* (A. Globerson, L. Mackey, D. Belgrave, A. Fan, U. Paquet, J. Tomczak, and C. Zhang, eds.), vol. 37, pp. 62557–62583, Curran Associates, Inc., 2024.
 - [25] K. Zhu, Y. Zhao, L. Zhao, G. Zuo, Y. Gu, D. Xie, Y. Gao, Q. Xu, T. Tang, Z. Ye, *et al.*, “Nanoflow: Towards optimal large language model serving throughput,” *arXiv preprint arXiv:2408.12757*, 2024.
 - [26] R. Y. Aminabadi, S. Rajbhandari, A. A. Awan, C. Li, D. Li, E. Zheng, O. Ruwase, S. Smith, M. Zhang, J. Rasley, *et al.*, “DeepSpeed-inference: enabling efficient inference of transformer models at unprecedented scale,” in *SC22: International Conference for High Performance Computing, Networking, Storage and Analysis*, pp. 1–15, IEEE, 2022.
 - [27] T. B. Brown, B. Mann, N. Ryder, M. Subbiah, J. Kaplan, P. Dhariwal, A. Neelakantan, P. Shyam, G. Sastry, A. Askell, S. Agarwal, A. Herbert-Voss, G. Krueger, T. Henighan, R. Child, A. Ramesh, D. M. Ziegler, J. Wu, C. Winter, C. Hesse, M. Chen, E. Sigler, M. Litwin, S. Gray, B. Chess, J. Clark, C. Berner, S. McCandlish, A. Radford, I. Sutskever, and D. Amodei, “Language Models are Few-Shot Learners,” *arXiv e-prints*, p. arXiv:2005.14165, May 2020.
 - [28] E. Strubell, A. Ganesh, and A. McCallum, “Energy and policy considerations for modern deep learning research,” in *Proceedings of the AAAI conference on artificial intelligence*, vol. 34, pp. 13693–13696, 2020.
 - [29] S. Luccioni, Y. Jernite, and E. Strubell, “Power hungry processing: Watts driving the cost of ai deployment?,” in *Proceedings of the 2024 ACM conference on fairness, accountability, and transparency*, pp. 85–99, 2024.
 - [30] J. Fernandez, C. Na, V. Tiwari, Y. Bisk, S. Luccioni, and E. Strubell, “Energy considerations of large language model inference and efficiency optimizations,” *arXiv preprint arXiv:2504.17674*, 2025.
 - [31] Y. Wu, I. Hua, and Y. Ding, “Unveiling environmental impacts of large language model serving: A functional unit view,” *arXiv preprint arXiv:2502.11256*, 2025.
 - [32] P. Patel, E. Choukse, C. Zhang, Í. Goiri, B. Warriar, N. Mahalingam, and R. Bianchini, “Characterizing power management opportunities for llms in the cloud,” in *Proceedings of the 29th ACM International Conference on Architectural Support for Programming Languages and Operating Systems, Volume 3*, pp. 207–222, 2024.
 - [33] J. Stojkovic, E. Choukse, C. Zhang, I. Goiri, and J. Torrellas, “Towards greener llms: Bringing energy-efficiency to the forefront of llm inference,” *arXiv preprint arXiv:2403.20306*, 2024.
 - [34] MAA, “AIME24.” <https://maa.org/math-competitions/american-invitational-mathematics-examination-aime>, February 2024.
 - [35] M. Chen, J. Tworek, H. Jun, Q. Yuan, H. Ponde de Oliveira Pinto, J. Kaplan, H. Edwards, Y. Burda, N. Joseph, G. Brockman, A. Ray, R. Puri, G. Krueger, M. Petrov, H. Khlaaf, G. Sastry, P. Mishkin, B. Chan, S. Gray, N. Ryder, M. Pavlov, A. Power, L. Kaiser, M. Bavarian, C. Winter, P. Tillet, F. Petroski Such, D. Cummings, M. Plappert, F. Chantzis, E. Barnes, A. Herbert-Voss, W. Hebgan Guss, A. Nichol, A. Paino, N. Tezak, J. Tang, I. Babuschkin, S. Balaji, S. Jain, W. Saunders, C. Hesse, A. N. Carr, J. Leike, J. Achiam, V. Misra, E. Morikawa, A. Radford, M. Knight, M. Brundage, M. Murati, K. Mayer, P. Welinder, B. McGrew, D. Amodei, S. McCandlish, I. Sutskever, and W. Zaremba, “Evaluating Large Language Models Trained on Code,” *arXiv e-prints*, p. arXiv:2107.03374, July 2021.
 - [36] R. Zellers, A. Holtzman, Y. Bisk, A. Farhadi, and Y. Choi, “HellaSwag: Can a Machine Really Finish Your Sentence?,” *arXiv e-prints*, p. arXiv:1905.07830, May 2019.
 - [37] MAA, “AIME25.” <https://maa.org/math-competitions/american-invitational-mathematics-examination-aime>, February 2024.

- [38] N. Jain, K. Han, A. Gu, W.-D. Li, F. Yan, T. Zhang, S. Wang, A. Solar-Lezama, K. Sen, and I. Stoica, “LiveCodeBench: Holistic and Contamination Free Evaluation of Large Language Models for Code,” *arXiv e-prints*, p. arXiv:2403.07974, Mar. 2024.
- [39] D. Hendrycks, C. Burns, S. Basart, A. Zou, M. Mazeika, D. Song, and J. Steinhardt, “Measuring massive multitask language understanding,” *Proceedings of the International Conference on Learning Representations (ICLR)*, 2021.
- [40] D. Rein, B. L. Hou, A. C. Stickland, J. Petty, R. Y. Pang, J. Dirani, J. Michael, and S. R. Bowman, “Gpqa: A graduate-level google-proof q&a benchmark,” in *First Conference on Language Modeling*, 2024.
- [41] J. Austin, A. Odena, M. Nye, M. Bosma, H. Michalewski, D. Dohan, E. Jiang, C. Cai, M. Terry, Q. Le, and C. Sutton, “Program Synthesis with Large Language Models,” *arXiv e-prints*, p. arXiv:2108.07732, Aug. 2021.
- [42] K. Cobbe, V. Kosaraju, M. Bavarian, M. Chen, H. Jun, L. Kaiser, M. Plappert, J. Tworek, J. Hilton, R. Nakano, C. Hesse, and J. Schulman, “Training Verifiers to Solve Math Word Problems,” *arXiv e-prints*, p. arXiv:2110.14168, Oct. 2021.
- [43] D. Hendrycks, C. Burns, S. Kadavath, A. Arora, S. Basart, E. Tang, D. Song, and J. Steinhardt, “Measuring mathematical problem solving with the math dataset,” in *Proceedings of the Neural Information Processing Systems Track on Datasets and Benchmarks* (J. Vanschoren and S. Yeung, eds.), vol. 1, 2021.
- [44] S. Quan, J. Yang, B. Yu, B. Zheng, D. Liu, A. Yang, X. Ren, B. Gao, Y. Miao, Y. Feng, Z. Wang, J. Yang, Z. Cui, Y. Fan, Y. Zhang, B. Hui, and J. Lin, “CodeElo: Benchmarking Competition-level Code Generation of LLMs with Human-comparable Elo Ratings,” *arXiv e-prints*, p. arXiv:2501.01257, Jan. 2025.
- [45] A. Talmor, J. Herzig, N. Lourie, and J. Berant, “CommonsenseQA: A question answering challenge targeting commonsense knowledge,” in *Proceedings of the 2019 Conference of the North American Chapter of the Association for Computational Linguistics: Human Language Technologies, Volume 1 (Long and Short Papers)* (J. Burstein, C. Doran, and T. Solorio, eds.), (Minneapolis, Minnesota), pp. 4149–4158, Association for Computational Linguistics, June 2019.
- [46] E. Guha, N. Raoof, J. Mercat, R. Marten, E. Frankel, S. Keh, S. Grover, G. Smyrnis, T. Vu, J. Saad-Falcon, C. Choi, K. Arora, M. Merrill, Y. Deng, A. Suvarna, H. Bansal, M. Nezhurina, Y. Choi, R. Heckel, S. Oh, T. Hashimoto, J. Jitsev, V. Shankar, A. Dimakis, M. Sathiamoorthy, and L. Schmidt, “Evalchemy: Automatic evals for LLMs,” Nov. 2024.
- [47] NVIDIA, “NVIDIA A100 GPU.” <https://www.nvidia.com/content/dam/en-zz/Solutions/Data-Center/a100/pdf/nvidia-a100-datasheet-nvidia-us-2188504-web.pdf>, 2020.
- [48] NVIDIA, “NVIDIA NVML Documentation.” <https://developer.nvidia.com/management-library-nvml>, 2024.
- [49] J. Huang, X. Chen, S. Mishra, H. S. Zheng, A. W. Yu, X. Song, and D. Zhou, “Large Language Models Cannot Self-Correct Reasoning Yet,” *arXiv e-prints*, p. arXiv:2310.01798, Oct. 2023.
- [50] H. Anzt, Y. M. Tsai, A. Abdelfattah, T. Cojean, and J. Dongarra, “Evaluating the performance of nvidia’s a100 ampere gpu for sparse and batched computations,” in *2020 IEEE/ACM Performance Modeling, Benchmarking and Simulation of High Performance Computer Systems (PMBS)*, pp. 26–38, 2020.
- [51] A. Säuberli and S. Clematide, “Automatic Generation and Evaluation of Reading Comprehension Test Items with Large Language Models,” *arXiv e-prints*, p. arXiv:2404.07720, Apr. 2024.
- [52] J.-W. Park, S.-J. Park, H.-S. Won, and K.-M. Kim, “Large language models are students at various levels: Zero-shot question difficulty estimation,” in *Findings of the Association for Computational Linguistics: EMNLP 2024*, pp. 8157–8177, 2024.
- [53] A. Dutulescu, S. Ruseti, M. Dascalu, and D. McNamara, “How hard can this question be? an exploratory analysis of features assessing question difficulty using llms,” in *Proceedings of the 17th International Conference on Educational Data Mining*, pp. 802–808, 2024.

- [54] M. Xu, Y. Li, K. Sun, and T. Qian, “Adaption-of-thought: Learning question difficulty improves large language models for reasoning,” in *Proceedings of the 2024 Conference on Empirical Methods in Natural Language Processing*, pp. 5468–5495, 2024.
- [55] L. Del Corro, A. Del Giorno, S. Agarwal, B. Yu, A. Awadallah, and S. Mukherjee, “Skipdecode: Autoregressive skip decoding with batching and caching for efficient llm inference,” *arXiv preprint arXiv:2307.02628*, 2023.
- [56] Y. Chen, X. Pan, Y. Li, B. Ding, and J. Zhou, “Ee-llm: Large-scale training and inference of early-exit large language models with 3d parallelism,” *arXiv preprint arXiv:2312.04916*, 2023.
- [57] S. Teerapittayanon, B. McDanel, and H.-T. Kung, “Branchynet: Fast inference via early exiting from deep neural networks,” in *2016 23rd international conference on pattern recognition (ICPR)*, pp. 2464–2469, IEEE, 2016.
- [58] W. Zhou, C. Xu, T. Ge, J. McAuley, K. Xu, and F. Wei, “Bert loses patience: Fast and robust inference with early exit,” *Advances in Neural Information Processing Systems*, vol. 33, pp. 18330–18341, 2020.
- [59] N. Dey, G. Gosal, Zhiming, Chen, H. Khachane, W. Marshall, R. Pathria, M. Tom, and J. Hestness, “Cerebras-GPT: Open Compute-Optimal Language Models Trained on the Cerebras Wafer-Scale Cluster,” *arXiv e-prints*, p. arXiv:2304.03208, Apr. 2023.
- [60] D. Abts, G. Kimmell, A. Ling, J. Kim, M. Boyd, A. Bitar, S. Parmar, I. Ahmed, R. DiCecco, D. Han, J. Thompson, M. Bye, J. Hwang, J. Fowers, P. Lillian, A. Murthy, E. Mehtabuddin, C. Tekur, T. Sohmers, K. Kang, S. Maresh, and J. Ross, “A software-defined tensor streaming multiprocessor for large-scale machine learning,” in *Proceedings of the 49th Annual International Symposium on Computer Architecture, ISCA ’22*, (New York, NY, USA), p. 567–580, Association for Computing Machinery, 2022.
- [61] N. P. Jouppi, C. Young, N. Patil, D. Patterson, G. Agrawal, R. Bajwa, S. Bates, S. Bhatia, N. Boden, A. Borchers, R. Boyle, P.-I. Cantin, C. Chao, C. Clark, J. Coriell, M. Daley, M. Dau, J. Dean, B. Gelb, T. V. Ghaemmamghami, R. Gottipati, W. Gulland, R. Hagmann, C. R. Ho, D. Hogberg, J. Hu, R. Hundt, D. Hurt, J. Ibarz, A. Jaffey, A. Jaworski, A. Kaplan, H. Khaitan, D. Killebrew, A. Koch, N. Kumar, S. Lacy, J. Laudon, J. Law, D. Le, C. Leary, Z. Liu, K. Lucke, A. Lundin, G. MacKean, A. Maggiore, M. Mahony, K. Miller, R. Nagarajan, R. Narayanaswami, R. Ni, K. Nix, T. Norrie, M. Omernick, N. Penukonda, A. Phelps, J. Ross, M. Ross, A. Salek, E. Samadiani, C. Severn, G. Sizikov, M. Snelham, J. Souter, D. Steinberg, A. Swing, M. Tan, G. Thorson, B. Tian, H. Toma, E. Tuttle, V. Vasudevan, R. Walter, W. Wang, E. Wilcox, and D. H. Yoon, “In-datacenter performance analysis of a tensor processing unit,” *SIGARCH Comput. Archit. News*, vol. 45, p. 1–12, June 2017.
- [62] N. P. Jouppi, C. Young, N. Patil, D. Patterson, G. Agrawal, R. Bajwa, S. Bates, S. Bhatia, N. Boden, A. Borchers, R. Boyle, P.-I. Cantin, C. Chao, C. Clark, J. Coriell, M. Daley, M. Dau, J. Dean, B. Gelb, T. V. Ghaemmamghami, R. Gottipati, W. Gulland, R. Hagmann, C. R. Ho, D. Hogberg, J. Hu, R. Hundt, D. Hurt, J. Ibarz, A. Jaffey, A. Jaworski, A. Kaplan, H. Khaitan, D. Killebrew, A. Koch, N. Kumar, S. Lacy, J. Laudon, J. Law, D. Le, C. Leary, Z. Liu, K. Lucke, A. Lundin, G. MacKean, A. Maggiore, M. Mahony, K. Miller, R. Nagarajan, R. Narayanaswami, R. Ni, K. Nix, T. Norrie, M. Omernick, N. Penukonda, A. Phelps, J. Ross, M. Ross, A. Salek, E. Samadiani, C. Severn, G. Sizikov, M. Snelham, J. Souter, D. Steinberg, A. Swing, M. Tan, G. Thorson, B. Tian, H. Toma, E. Tuttle, V. Vasudevan, R. Walter, W. Wang, E. Wilcox, and D. H. Yoon, “In-datacenter performance analysis of a tensor processing unit,” in *Proceedings of the 44th Annual International Symposium on Computer Architecture, ISCA ’17*, (New York, NY, USA), p. 1–12, Association for Computing Machinery, 2017.