


ViC-Bench: Benchmarking Visual-Interleaved Chain-of-Thought Capability in MLLMs with Free-Style Intermediate State Representations

Xuecheng Wu^{1*†}, Jiaxing Liu^{2†}, Danlei Huang¹, Xiaoyu Li^{2‡}, Yifan Wang³
Chen Chen², Liya Ma², Xuezhi Cao², Junxiao Xue⁴

¹Xi'an Jiaotong University; ²Meituan-M17

³University of Science and Technology of China; ⁴Zhejiang Lab
wuxc3@stu.xjtu.edu.cn, liujiaxing10@meituan.com

Abstract

Visual-Interleaved Chain-of-Thought (VI-CoT) enables MLLMs to continually update their understanding and decisions based on step-wise intermediate visual states (IVS), much like a human would, which demonstrates impressive success in various tasks, thereby leading to emerged advancements in related benchmarks. Despite promising progress, current benchmarks provide models with relatively fixed IVS, rather than free-style IVS, which might forcibly distort the original thinking trajectories, failing to evaluate their intrinsic reasoning capabilities. More importantly, existing benchmarks neglect to systematically explore the impact factors that IVS would impart to untamed reasoning performance. To tackle above gaps, we introduce a specialized benchmark termed ViC-Bench, consisting of four representative tasks: maze navigation, jigsaw puzzle, embodied long-horizon planning, and complex counting, where each task has dedicated free-style IVS generation pipeline supporting function calls. To systematically examine VI-CoT capability, we propose a thorough evaluation suite incorporating a progressive three-stage strategy with targeted new metrics. Besides, we establish Incremental Prompting Information Injection (IPII) strategy to ablatively explore the prompting factors for VI-CoT. We extensively conduct evaluations for 18 advanced MLLMs, revealing key insights into their VI-CoT capability. Our proposed benchmark is publicly open at  [Huggingface](#).

1 Introduction

AI field is currently evolving from LLMs [45, 9, 69] to MLLMs [8, 26, 74, 72], which integrate various modalities into the language decoders [73]. Achieving human-level multi-modal intelligence requires transcending basic perceptual capabilities to attain sophisticated reasoning. Drawing inspirations from the remarkable success of Chain-of-Thought (CoT) in LLMs [11, 38, 24], the integration of CoT into visual-language contexts has catalyzed transformative progress, giving rise to visual CoT [33, 73].

The initial visual CoT involves vision signals only as input, whereas the entire rationales are composed of language, in which various methods and related benchmarks make rapid advancements [10, 6, 77]. However, this paradigm overlooks the explicit visual representation updates and continuous understanding of visual feedbacks, misaligning with the human cognitive process of using visual thoughts for concrete reasoning and textual thoughts for abstract reasoning. To this end, Visual-Interleaved Chain-of-Thought (VI-CoT), which incorporates step-wise intermediate visual states

*Work done during research internship at Meituan-M17.

†Equal Contribution.

‡Project Lead.

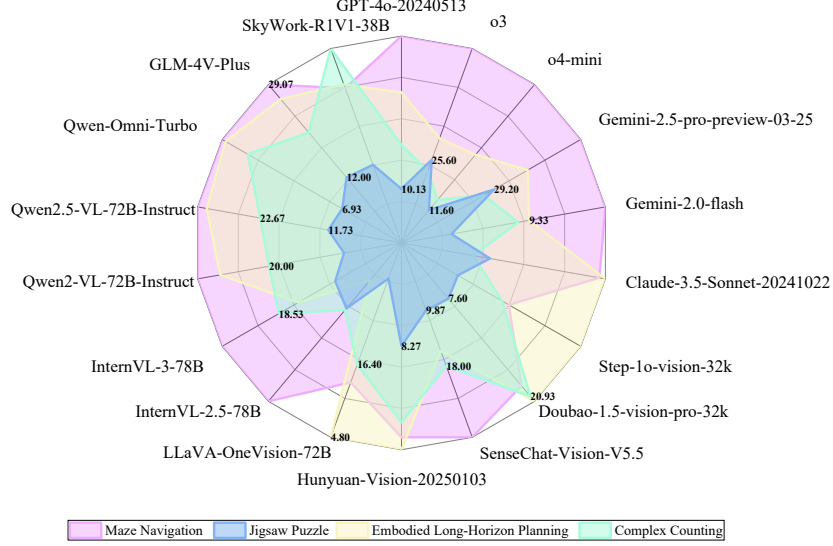


Figure 1: Performance overview of advanced MLLMs on four tasks in average ACC across stages.

(IVS) based on visual inputs, has made rapid progress. According to the source of IVS, current VI-CoT methods are primarily divided into two types. The first type involves autonomously generating IVS based on its internalized understanding [76, 33, 84]. However, this approach currently struggles due to the limited generative capabilities of MLLMs [76, 84]. The second type involves providing IVS through external knowledge retrieval, utilizing expert tools or human in the agent-form, which shows impressive results in broad tasks [81, 13, 34]. Meanwhile, to evaluate the developments of recent VI-CoT methods, various benchmarks have emerged [13, 82]. Despite promising advancements, few of them provides free-style IVS representations to MLLMs, as illustrated in Tab. 1. CoMT [13] primarily provides fixed IVS, which might forcibly distort the original planning trajectories. While MageBench [82] offers the dynamic IVS but imposes the attribute constraints of action-observation memory. More importantly, existing benchmarks [60, 28, 13, 6] neglect to systematically assess the impact factors that IVS would impart to untamed reasoning performance in MLLMs. (*i.e.*, Positive, Negative, or Null). As a result, a natural question arise: ***Could MLLMs leverage VI-CoT, which closely aligns with human cognitive behavior, to inherently achieve better reasoning performance?***

To tackle above gaps, we introduce the specialized ViC-Bench for evaluating VI-CoT, selecting four representative tasks (*i.e.*, maze navigation, jigsaw puzzle, embodied long-horizon planning, and complex counting), which require models to dynamically interact with visual contexts and continuously update their understanding and decision-making based on step-wise IVS. We first propose dedicated data construction pipeline, resulting in 250 unique images for each task. We then introduce free-style IVS generation workflows supporting function calls to sufficiently support the investigation on VI-CoT performance. Based on the constructed data, we propose a novel evaluation suite incorporating progressive three-stage evaluation strategy with targeted new metrics. Specifically, Stage 1 involves multiple-choice QA, while Stage 2 focuses on open-ended QA, both utilizing visual signals solely at the input to establish solid foundations for Stage 3. Building on this, Stage 3 features open-ended QA with free-form IVS, enriching from the hierarchical references for VI-CoT evaluation through our progressive design. Subsequently, we define new Recall and ThinkGain metrics by black-boxing the retrospection process, along with a Legality metric to tackle the clear rule boundaries, thereby establishing a comprehensive suite for each stage. To ablatively explore the prompting factors affecting VI-CoT capability, we further design the Incremental Prompting Information Injection (IPII) strategy across three stages, utilizing varying global-aware prompting levels. We totally examine 18 SOTA MLLMs on our ViC-Bench, offering extensive quantitative and qualitative results, as illustrated in Fig. 1. We uncover significant performance gaps between open-source and proprietary MLLMs in both quantitative analyses and prompting studies. Moreover, most MLLMs show substantial disparities compared to human-level proficiency. For example, powerful Gemini-2.5-pro [63] performs inadequately on jigsaw puzzle, only achieving 6.80% ACC in Stage 2.

In addition to providing insights into VI-CoT capabilities of MLLMs, ViC-Bench can also establish foundations for the developments of native MLLMs [59, 61], multi-modal agents [79, 56], embodied AI [34, 35], and autonomous driving [15]. The main contributions of this paper are three-fold:

Table 1: The statistics comparisons of ViC-Bench and related representative benchmarks. #No.: Unique sample number. Free: Free-style IVS supporting function calls.

Benchmark	Venue	Source	#No.	Task	Multi-Step	IVS	Free-Style
M ³ CoT [10] (Test Part)	ACL’24	Web	2,358	3	✓	×	×
LEGO-Puzzles [60]	arXiv’25	Synthesized	1,100	3	✓	×	×
MME-CoT [28]	ICML’25	Web	808	6	✓	×	×
CoMT [13]	AAAI’25	Web	3,853	4	✓	✓	×
MageBench [82]	arXiv’24	Synthesized & Web	483	3	✓	✓	✓
VERIFY [6]	arXiv’25	Web	600	1	×	×	×
ViC-Bench (Ours)	–	Synthesized & Web	2,751	4	✓	✓	✓

- We curate ViC-Bench, including four representative tasks, each with dedicated construction and free-style IVS generation pipelines. Moreover, we engage human-machine collaborations in both construction and evaluation to deliver a high-quality benchmark for VI-CoT reasoning.
- We propose a thorough evaluation suite that includes a progressive three-stage evaluation strategy with newly targeted metrics to meticulously examine inherent VI-CoT performance using free-style IVS. We further introduce the IPII strategy to ablatively explore the prompting factors for VI-CoT.
- Extensive experiments and analyses are conducted on 18 proprietary and open-source MLLMs. We summarize several key observations and insights, hoping to inspire advancements of future works.

2 Related Work

Multi-modal Large Language Models. The integration of multi-modal information with LLMs [45, 9] leads to the emergence of MLLMs [8, 26, 74, 66], exhibiting impressive performance in various multi-modal understanding and generation tasks. MLLMs can be broadly categorized into two types: pipeline-based and native paradigms. The pipeline-based MLLMs can be classified into three types based on the multi-modal integration strategies: (1) Feature mapping with MLPs, such as PaLM-E [19], LLaVA [39], and CogVLM [71]; (2) Query-based cross-attention components (*e.g.*, InstructBLIP [16], Mini-GPT4 [86], Qwen-VL series [4, 70, 5]); (3) Cross-attention layers within LLMs, such as Flamingo [1] and IDEFICS [30]. Meanwhile, MLLMs integrated with generation capabilities through coupled components have also been largely promoted [51, 59, 85]. As for native MLLMs, they primarily achieve unified understanding and generation through auto-regressive manners with elaborate tokenizers [75, 40, 61]. Most recently, the release of OpenAI o3/o4 [49] and DeepSeek-R1 [24] sparks a wave of interests in reasoning enhancements, highlighting the effectiveness of CoT [35, 80]. Inspired by this, researchers advance reasoning capabilities of MLLMs employing visual CoT mechanisms [43, 55, 41].

Visual-Interleaved Chain-of-Thought. VI-CoT involves the engagement of step-wise IVS through the entire reasoning process, achieving impressive performance across various downstream scenarios. However, due to limited generative capabilities, MLLMs struggle to generate the native IVS, which are essential for the in-context knowledge retrieval. As a result, current methods primarily rely on external knowledge retrieval to develop IVS, such as expert tools or human in the agent-form [73, 38]. CMMCoT [81] utilizes the visual region tokens as supervisory signals to perform interleaved reasoning. Zhang et al. [83] extend o1-style reasoning to interactive embodied search. Gao et al. [23] propose the attention-driven selection method to realize interleaved CoT. VoT [21] breaks down complex task into sub-problems, and address them from low to high using scene graphs. MVoT [33] enables visual thinking by generating visual visualizations of reasoning traces. Hu et al. [25] provide MLLMs with sketchpad and expert tools to conduct interleaved CoT. Meanwhile, related benchmarks have emerged to extensively evaluate various VI-CoT methods. CoMT [13] constructs four types of visual operations, requiring multi-modal reasoning outputs. Zhang et al. [82] propose MageBench for evaluating the MLLMs’s capabilities of being an agent. [83] cultivates 809 test cases across 12 scenarios for hierarchical long-horizon tasks. Despite great advancements, few of these benchmarks provide the free-form IVS representations and systematically evaluate the impacts that IVS might have on the untamed reasoning performance. To bridge these gaps, we carefully construct four representative VI-CoT tasks with the free-form IVS representations and further propose a comprehensive evaluation suite incorporating three stages.

3 ViC-Bench Construction

3.1 Overview

We introduce ViC-Bench, consisting of four representative VI-CoT tasks: Maze Navigation (Sec. 3.2), Jigsaw Puzzle (Sec. 3.3), Embodied Long-Horizon Planning (Sec. 3.4), and Complex Counting (Sec. 3.5). The overall construction workflow can be mainly divided into Raw Data & Pre-processing, Three-Stage Construction, IVS Generation, and Human Recheck, as displayed in Fig. 2.

3.2 Maze Navigation

Raw Data & Pre-processing. As shown in Fig. 2 (a), we utilize Maze [27] library coupled with DFS method to render 4×4 mazes in multiple batches. After generation, we first screen out those with navigation lengths ranging from 5-8, then aggregate mazes with the same starting point. Finally, mazes with duplicate shortest path after global-aware aggregation are removed to ensure uniqueness.

Stage 1. For the processed mazes, we randomly select an original maze M_1 in the non-overlapping paradigm, then select three other original mazes M_2 , M_3 , and M_4 . Subsequently, we draw the endpoints of M_2 - M_4 onto M_1 to establish three incorrect options, facilitating MLLMs to select the correct endpoint based on the starting point and the given navigation path.

Stages 2 & 3. Based on M_1 of Stage 1, we mark the starting and corresponding endpoints with **S** and **E**, and require models to respond with the correct path from **S** to **E** under the clear rules. Stage 3 further builds upon Stage 2, with its main feature being the application of free-style IVS in response to the step-wise instructions of models under the agent-form, promoting to investigate the untamed VI-CoT boundaries.

IVS Generation. Based on simulated functions, we perform multi-step simulations on the input maze, employing a blue pentagram to mark the agent position. We set the maximum attempts to 30.

Human Recheck. Throughout three-stage data construction, we employ human experts to perform one-by-one recheck on the 250 mazes to sufficiently ensure data feasibility. Besides, we conduct manual quality inspections on the meta outcomes of Stage 3 to facilitate the stability of our evaluations.

3.3 Jigsaw Puzzle

Raw Data & Pre-processing. To eliminate the risk of data leakage from the familiar datasets [17, 36], we construct an image source pool using elaborate prompts with DALL-E-3 [46], FLUX.1-schnell [29], Kwai-Kolors [65], Stable-Diffusion-3 Medium [52], WanX [2], and Midjourney-V6.1 [44], which can sufficiently ensure the image diversity and uniqueness. Following [31, 37], we employ the manual white-box approach to filter the generated images, primarily considering three discriminative metrics: T2I consistency, reasonableness, as well as realism, *i.e.*,

$$S_{\text{overall}} = 0.6 \times S_{\text{consistency}} + 0.2 \times S_{\text{reasonableness}} + 0.2 \times S_{\text{realism}}, \quad (1)$$

where $S \in [1, 5] \cap \mathbb{Z}$. Based on the descending order of overall scores, we finally select 250 images.

Stage 1. We first adjust the selected images to 224×224 resolutions and divide them into 4×4 patches. We then targetedly extract six patches using proposed weighted dispersed sampling strategy. Afterwards, the selected patches are removed from the original image to generate masked image I_m . Subsequently, the chosen patches are randomly numbered and concatenated with I_m along the vertical direction to output the overall input image, as illustrated in Fig. 2 (b). As for options, four patches are first randomly selected and correctly positioned to establish the correct option. Three incorrect options are then generated based on the puzzle states with either (3 \checkmark & 1 \times) or (2 \checkmark & 2 \times) patch placements, leading to the plausible yet incorrect paradigm, which challenge the discriminative capabilities of MLLMs in region-aware semantic understanding and spatial-aware reasoning.

Stages 2 & 3. The overall input images of last two evaluation stages almost keep the same with Stage 1, but additionally label the six vacant regions in I_m . Moreover, the arrangement of six patches in the overall input image underneath remains consistent with Stage 1. The task instructions here require models to directly output the correct mapping between patches and vacant regions.

IVS Generation. Based on the simulated functions and planning trajectories of MLLMs, we conduct multi-step agent-form evaluations with free-style IVS. Besides, we establish the rule boundaries such

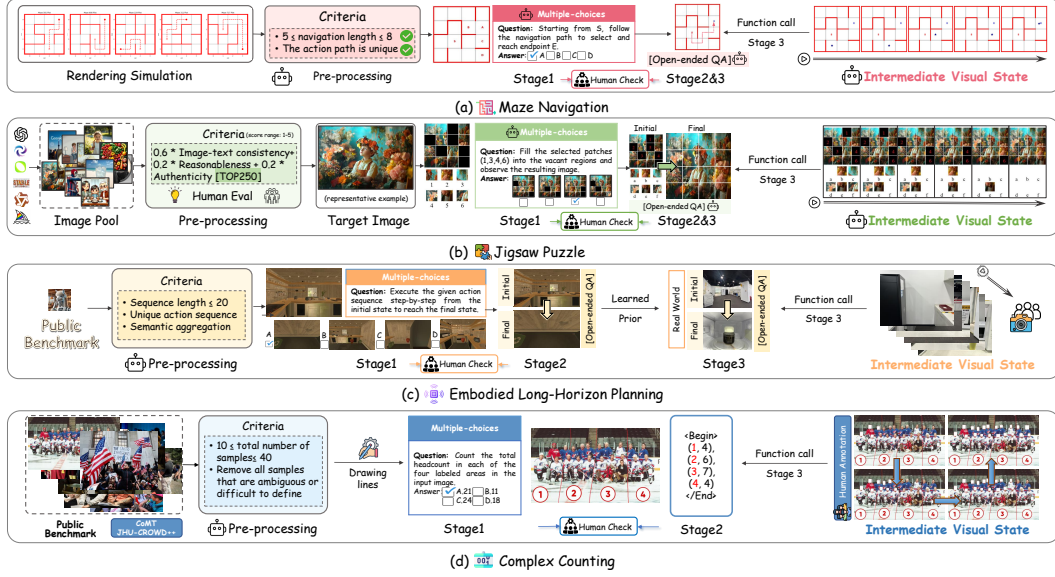


Figure 2: The illustrations of the overall construction pipelines for four downstream tasks.

that if a patch or vacant region is repeatedly utilized, causing conflicts, we will deem the current action invalid and provide appropriate guidance. We also set the maximum attempts to 30.

Human Recheck. Following maze navigation, we also employ human experts to recheck the generated puzzles across stages and perform quality inspections on VI-CoT evaluations in Stage 3.

3.4 Embodied Long-Horizon Planning

Raw Data & Pre-processing. We establish this task based on the benchmark from Embodied-reasoner [83]. We first consider the length of action sequences for manual selection (*i.e.*, longer than 20 steps are removed) and further ensure the uniqueness of each sequence. Semantic aggregations are then performed to promote sequence separation. In the end, we manually select 250 samples.

Stage 1. We regard the final visual state achieved after completing the sequence as the correct option. Three incorrect options are generated using the ambiguous IVS, which are extracted from the original trace and manually refined to increase difficulty, as displayed in Fig. 2 (c). This setup thoroughly tests the long-horizon planning capabilities of models, providing baselines for latter evaluations.

Stage 2. For each sample, we take the initial observation of action sequence in Stage 1 as the starting state O_s , and the completely achieved state as the ending state O_e . MLLMs in this stage are required to open-endedly respond with the action sequence which can successfully transition from O_s to O_e .

Stage 3 & IVS Generation. Based on the construction priors in Stages 1 & 2, we employ human experts to perform Stage 3 assessment in the real-world scenarios. In this way, we deploy the human-machine-in-the-loop paradigm, where MLLM as a planner and human as an actioner [82], to conduct free-style IVS enhanced evaluations. Concretely, human experts capture the intermediate images based on the model’s thinking plans and upload them to the cloud storage via a dedicated mobile APP, subsequently utilizing function calls for the step-wise collaborative reasoning evaluation.

3.5 Complex Counting

Raw Data & Pre-processing. We build this task based on the samples from JHU-CROWD++ [57] and CoMT [13]. According to annotations in [13], we first filter out samples with headcounts ranging from 10 to 40, then remove those that are ambiguous or difficult to delineate. As displayed in Fig. 2 (d), we then manually draw irregular lines to separate the input image into four regions labeled as $\{1, 2, 3, 4\}$, leading to the completed input image \mathbf{H} . In the end, we totally construct 250 samples.

Stage 1. We manually count the visible heads and regard the correct headcounts as the ground truth option, tackling limitations in previous work [13] that solely relies on DNNs for annotations. We then employ human experts to establish three incorrect options, leading to higher selection difficulties.

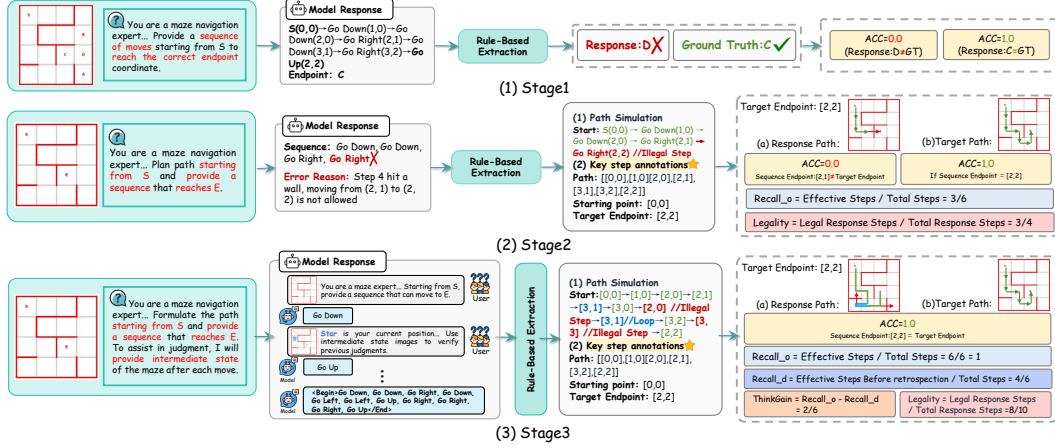


Figure 3: The overall illustration of our evaluation workflow taking maze navigation as the example.

Stages 2 & 3. The input format of image remains consistent with Stage 1, but the QA format changes from multiple-choice to open-ended, where we require models to directly respond with the headcounts for each region. The output format is defined as $\langle \text{Begin} \rangle (1, h_1), (2, h_2), (3, h_3), (4, h_4) \langle \text{End} \rangle$, where h_i ($i \in \{1, 2, 3, 4\}$) denotes the headcount in each separated region.

IVS Generation. Considering that complex counting does not hold the explicit dynamics of action sequences like maze navigation or jigsaw puzzle, and the empirical experimental results further indicate that overly fine-grained masks can lead to overthinking and object hallucinations, we thus utilize the coarse-grained region-aware mask instead of fine-grained single head mask for the IVS generation. As a result, we manually draw bounding boxes for \mathbf{H} to accurately cover masks over all the heads in each separated region, consistently leading to four IVS for each data sample.

4 Evaluation Suite

4.1 Progressive Three-Stage Evaluation Strategy

As illustrated in Fig. 3, we propose a holistic progressive three-stage evaluation strategy, rather than simply focusing on the final answer, to examine the untamed understanding of VI-CoT capability in MLLMs. Stage 1 only focus on the final results, employing the common multiple-choices QA [53, 18, 42] to preliminarily determine the visual CoT performance. Based on POMDP [82], Stage 1 can be formulated as:

$$\pi_{\theta}(p_{sys}, (Q, \mathbf{v}_0, C), p_{task}, p_{cot}, p_{io}) \rightarrow (\mathbf{r}_1, \mathbf{r}_2, \mathbf{r}_3, \dots, \mathbf{r}_T, \mathbf{C}_S), \quad (2)$$

where p_{sys} and p_{task} denote system and task prompts. p_{cot} and p_{io} refer to CoT and IO prompts, designating the inner thought flow and output format. (Q, \mathbf{v}_0, C) represents question and initial observation with options. \mathbf{r}_i ($i \in \{1, \dots, T\}$) are the reasoning rationales. \mathbf{C}_S is the selection. In Stage 2, we convert the multiple-choices QA into the more challenging open-ended format, *i.e.*,

$$\pi_{\theta}(p_{sys}, (Q, \mathbf{v}_0), p_{task}, p_{cot}, p_{io}) \rightarrow (\mathbf{r}_1, \mathbf{r}_2, \mathbf{r}_3, \dots, \mathbf{r}_T, \mathbf{A}_F), \quad (3)$$

where \mathbf{A}_F is the formatted answer. Doing so allows us to observe the reasoning performance in an open-ended manner, which leads to direct subjective Answer-Only evaluations, thereby serving as an important indicator for Stage 3. Finally, Stage 3 pays attention to the legal free-style evaluations using function calls in the agent-form to explore in-depth thinking gains brought by the IVS representations, addressing the shortcomings in previous works where fixed IVS might forcefully influence the inherent planning in MLLMs by constraining the judgment path. The overall process can be represented as:

$$F(p_{sys}, (Q, \mathbf{v}_0), p_{task}, p_{cot}, p_{io}; \pi_{\theta}) \rightarrow \mathbf{R}, \quad (4)$$

$$\pi_{\theta}(p_{sys}, (Q, \mathbf{v}_0), ((\mathbf{a}_1, \mathbf{v}_1), \dots, (\mathbf{a}_t, \mathbf{v}_t)), p_{task}, p_{cot}, p_{io}) \rightarrow (\mathbf{a}_{t+1}, \mathbf{v}_{t+1}), \quad (5)$$

where \mathbf{R} denotes the final answer and $(\mathbf{a}_t, \mathbf{v}_t)$ refers to action and IVS feedback at the t^{th} step. Our free-style exploration in the agent-form further stimulates the impact of IVS, thereby more comprehensively investigating the untamed VI-CoT capability inherent in current MLLMs.

4.2 Evaluation Metrics

As shown in Fig. 3, Stage 1 employs Accuracy (ACC) metric, Stage 2 includes ACC, Recall_o, and Legality metrics, Stage 3 further enhances Stage 2 with the newly introduced ThinkGain metric.

Stage 1. We mainly focus on whether the final choice is correct or not, consistently utilizing ACC as the sole metric across tasks. As shown in Fig. 3 (a), we first perform rule-based extraction to obtain the selected options, then directly compare them with Ground Truth to compute the ACC metric, *i.e.*,

$$ACC = \frac{TP + TN}{TP + TN + FP + FN}, \quad (6)$$

where TP , TN , FP , and FN denote the number of true positives, true negatives, false positives, and false negatives. We can tentatively observe reasoning performance, offering extensive references.

Stage 2. ACC only focuses on the correctness of final answer but neglects how many informative steps the model has taken to reach the correct answer. However, examining the rigorousness of models towards Ground Truth is very crucial, as it can delineate the response progress and provide insights into the effectiveness of open-ended visual CoT in MLLMs. To tackle above gaps, we introduce task-specific Recall_overall metric (*i.e.*, $\mathbf{R_o}$), only considering the final output. $\mathbf{R_o}$ measures the informative steps the model has achieved to emphatically characterize its reasoning ability, *i.e.*,

$$k_0 = \arg \max_k \frac{|\mathcal{S}_{\text{reached}}^k|}{|\mathcal{S}^k|}, \quad \mathbf{R_o} = \frac{|\mathcal{S}_{\text{reached}}^{k_0}|}{|\mathcal{S}^{k_0}|}, \quad (7)$$

where \mathcal{S} denotes the key step-wise components for tasks and \mathcal{S}^k refers to the k^{th} method of a question.

In maze navigation, we extract the final predictions by the rule-based method, then determine the legal endpoint $\mathbf{P_f}$ reached by the predicted path using our rendering simulations. We then compare $\mathbf{P_f}$ with Ground Truth since each constructed maze has a unique shortest path. If $\mathbf{P_f}$ exists in the coordinate set $\mathbf{C_{set}}$ of Ground Truth, we thus determine $\mathcal{S}_{\text{reached}}^k$ based on the distance from $\mathbf{P_f}$ to the starting point \mathbf{S} . If $\mathbf{P_f}$ is not in $\mathbf{C_{set}}$, we directly take $\mathbf{R_o}$ as 0. In jigsaw puzzle, we follow maze navigation to extract final predictions. Considering the uniqueness of puzzle correspondence sequence, we directly perform global-aware strict matching under the component-wise paradigm between predictions and Ground Truth. We calculate $\mathbf{R_o}$ through taking the number of correctly filled patches as $\mathcal{S}_{\text{reached}}^k$ and the counts of extracted patches as \mathcal{S}^k . Considering the atomic action of embodied long-horizon planning task have dependency constraints, we verify the correctness of atomic action utilizing semantic matching [14] rather than strict matching, keeping consistent with [83]. A pair-wise match is regarded as successful only when the semantic similarity of atomic action pair exceeds 0.95. For ACC, the sample is taken as correct if all the atomic actions are validly matched. For $\mathbf{R_o}$, we take the accumulated effective length of verified actions and the total predicted steps as $\mathcal{S}_{\text{reached}}^k$ and \mathcal{S}^k , respectively. As for complex counting, we follow jigsaw puzzle to perform global-aware pair-wise matching, except that we extra implement a fault tolerance mechanism due to the high difficulty of this task for current MLLMs, with a tolerance set to 1.

The compliance with explicit rules in maze navigation and jigsaw puzzle poses challenges to the instruction-following and visual perception capabilities of MLLMs, which correlatively promotes VI-CoT evaluation, leading to our Legality metric. In maze navigation, we consider two types of illegal behaviors: going out of bounds and hitting walls. For jigsaw puzzles, the illegal behaviors are: repeated patch placements and repeated filling of vacant regions. Specifically, we segment the predictions followed by conducting step-wise simulation rendering to determine the legal steps, *i.e.*,

$$\text{Legality} = \frac{S_L}{S_O}, \quad (8)$$

where S_L and S_O refers to the number of legal steps and overall partition steps, respectively.

Stage 3. Building upon Stages 1 & 2, we further introduce a new metric denoted ThinkGain to examine the influence of free-style IVS on VI-CoT reasoning performance. Drawing inspirations from the rewards of GRPO in [24], we black-box the retrospection process and focus only on the decision states ($\mathbf{D_d}$ & $\mathbf{D_o}$) both before the retrospection commences and after it concludes, avoiding the negative impact of numerous ongoing factors on VI-CoT evaluation. We then employ the Recall metric defined in Stage 2 to assess $\mathbf{D_d}$ and $\mathbf{D_o}$. Overall, the ThinkGain metric can be represented as:

$$\text{ThinkGain} = \mathbf{R_o} - \mathbf{R_d}, \quad (9)$$

Table 2: The performace evaluations of advanced MLLMs in our metrics (%) on maze navigation. Note that we highlight the best performance in **bold** and underline the second performance.

Method	Organization	Reason-oriented	Stage-1		Stage-2		Stage-3			
			ACC	ACC	Recall_o	Legality	ACC	Recall_o	ThinkGain	Legality
<i>Commercial proprietary MLLMs</i>										
GPT-4o-20240513 [47]	OpenAI	×	50.00	0.00	11.65	53.18	66.40	69.41	33.01	63.76
o3 [48]	OpenAI	✓	87.60	17.52	29.11	70.55	74.40	76.86	44.05	<u>81.33</u>
o4-mini [49]	OpenAI	✓	94.40	<u>15.45</u>	<u>22.33</u>	68.45	58.40	61.78	27.98	69.88
Gemini-2.5-pro-preview-03-25 [63]	Google	✓	94.00	6.80	12.95	55.05	68.80	<u>70.27</u>	32.96	73.28
Gemini-2.0-flash [62]	Google	✓	60.80	0.00	11.35	54.94	53.20	59.48	28.11	64.79
Claude-3.5-Sonnet-20241022 [3]	Anthropic	✓	53.20	1.60	11.80	52.07	25.60	27.90	6.23	84.63
Step-1o-vision-32k [58]	StepFun	×	46.40	0.80	10.72	51.08	16.40	21.64	4.84	30.87
Doubao-1.5-vision-pro-32k [7]	ByteDance	×	44.00	1.20	10.89	52.03	13.20	28.53	6.22	58.40
SenseChat-Vision-V5.5 [54]	SenseTime	×	62.80	0.00	11.22	53.03	22.40	34.36	10.50	63.92
Hunyuan-Vision-20250103 [68]	Tencent	×	30.00	0.40	8.89	48.73	16.40	27.86	7.03	46.57
<i>Open-source MLLMs</i>										
LLaVA-OneVision-72B [32]	ByteDance & NTU	×	38.00	0.00	8.77	52.25	18.40	30.44	8.17	49.80
InternVL-2.5-78B [12]	Shanghai AI Lab	×	46.80	0.00	10.75	53.47	29.60	36.31	11.27	60.52
InternVL-3-78B [87]	Shanghai AI Lab	×	43.60	0.00	11.74	52.73	37.60	45.03	12.21	61.86
Qwen2-VL-72B-Instruct [70]	Alibaba	×	47.20	0.00	13.67	52.94	45.20	50.33	8.11	53.58
Qwen2.5-VL-72B-Instruct [5]	Alibaba	×	55.60	1.20	11.27	49.13	41.20	45.30	11.77	57.04
Qwen-Omni-Turbo [67]	Alibaba	×	28.00	0.00	7.97	30.89	14.00	22.84	5.52	43.44
GLM-4V-Plus [64]	Zhipu AI	×	54.40	0.00	10.53	51.57	32.80	37.46	8.08	50.38
SkyWork-R1V1-38B [50]	Skywork	✓	36.40	0.40	7.91	38.49	3.60	12.55	0.27	29.34

Table 3: The performace evaluations of advanced MLLMs on jigsaw puzzle.

Method	Organization	Reason-oriented	Stage-1	Stage-2			Stage-3			
			ACC	ACC	Recall_o	Legality	ACC	Recall_o	ThinkGain	Legality
<i>Commercial proprietary MLLMs</i>										
GPT-4o-20240513 [47]	OpenAI	×	26.40	2.00	28.60	100	2.00	31.42	<u>0.85</u>	86.90
o3 [48]	OpenAI	✓	<u>34.80</u>	<u>18.00</u>	<u>53.27</u>	98.80	<u>24.00</u>	<u>58.22</u>	1.38	93.93
o4-mini [49]	OpenAI	✓	32.40	0.80	16.00	88.40	1.60	12.49	-0.32	35.98
Gemini-2.5-pro-preview-03-25 [63]	Google	✓	38.40	20.80	57.00	100	28.40	64.09	0.13	97.17
Gemini-2.0-flash [62]	Google	✓	11.60	5.60	41.67	<u>99.93</u>	10.80	39.17	-0.53	72.13
Claude-3.5-Sonnet-20241022 [3]	Anthropic	✓	34.40	0.80	26.60	99.87	0.80	9.34	-1.55	23.89
Step-1o-vision-32k [58]	StepFun	×	32.20	0.00	20.87	98.87	1.20	22.93	-0.01	92.70
Doubao-1.5-vision-pro-32k [7]	ByteDance	×	22.80	0.00	16.73	100	0.00	16.10	0.07	88.97
SenseChat-Vision-V5.5 [54]	SenseTime	×	26.40	1.60	32.87	98.80	1.60	31.91	-0.26	97.26
Hunyuan-Vision-20250103 [68]	Tencent	×	24.80	0.00	16.80	98.80	0.00	12.10	-1.30	69.63
<i>Open-source MLLMs</i>										
LLaVA-OneVision-72B [32]	ByteDance & NTU	×	14.40	0.00	17.27	100	0.00	15.80	0.00	100
InternVL-2.5-78B [12]	Shanghai AI Lab	×	27.20	2.00	31.73	100	2.40	28.25	-0.27	89.24
InternVL-3-78B [87]	Shanghai AI Lab	×	24.80	0.80	26.60	100	4.40	33.24	-0.20	84.85
Qwen2-VL-72B-Instruct [70]	Alibaba	×	25.20	0.40	19.47	100	0.40	19.48	0.06	<u>99.61</u>
Qwen2.5-VL-72B-Instruct [5]	Alibaba	×	34.00	0.40	25.13	<u>99.93</u>	0.80	25.75	-0.33	94.25
Qwen-Omni-Turbo [67]	Alibaba	×	20.80	0.00	17.33	99.60	0.00	16.88	-0.14	90.62
GLM-4V-Plus [64]	Zhipu AI	×	<u>34.80</u>	0.40	22.07	100	0.80	14.36	0.00	61.74
SkyWork-R1V1-38B [50]	Skywork	✓	20.40	0.00	15.13	80.80	0.00	14.60	0.00	74.89

where R_d denotes the Recall metric calculated with D_d . Besides, the definition of D_d varies due to inconsistency in task representations. In maze navigation, we regard D_d as the terminal point reached before the first retrospection. In jigsaw puzzle and complex counting, we treat the state of each patch or region upon its first utilization as D_d . For embodied long-horizon planning, we directly employ human experts to determine two decision states.

4.3 Incremental Prompting Information Injection Strategy

Based on three-stage evaluations and metrics, we introduce the Incremental Prompting Information Injection (IPII) strategy to ablatively explore the prompting factors for VI-CoT under three varying levels of global-aware prompting information. Concretely, Level-1 establishes a baseline only using the original prompts of three-stage evaluations. Level-2 involves implicit VI-CoT prompts, which guides models to update its internal step-wise IVS, thereby compelling models to leverage its visual imagination for subsequent planning trajectory, rather than solely relying on the initial observation. Level-3 further augments prompts with external knowledge, providing supporting information to externally enhance the visual perception.

5 Experiments

5.1 Experimental Setup

Evaluation MLLMs. We select 18 top-performing MLLMs for comprehensive evaluation. Regarding proprietary models, we include powerful OpenAI and Gemini series, such as o3/o4 [49] and Gemini-

Table 4: The performance evaluations of advanced MLLMs on embodied long-horizon planning.

Method	Organization	Reason-oriented	Stage-1	Stage-2	
			ACC	ACC	Recall_o
<i>Commercial proprietary MLLMs</i>					
GPT-4o-20240513 [47]	OpenAI	×	55.60	0.80	2.68
o3 [48]	OpenAI	✓	<u>62.80</u>	1.60	2.52
o4-mini [49]	OpenAI	✓	62.00	0.40	2.25
Gemini-2.5-pro-preview-03-25 [63]	Google	✓	60.80	18.80	25.21
Gemini-2.0-flash [62]	Google	✓	42.80	4.80	<u>9.06</u>
Claude-3.5-Sonnet-20241022 [3]	Anthropic	✓	54.80	0.40	1.48
Step-1o-vision-32k [58]	StepFun	×	66.80	4.00	5.64
Doubao-1.5-vision-pro-32k [7]	ByteDance	×	41.60	1.60	1.80
SenseChat-Vision-V5.5 [54]	SenseTime	×	30.80	0.80	1.72
Hunyuan-Vision-20250103 [68]	Tencent	×	30.40	2.80	7.96
<i>Open-source MLLMs</i>					
LLaVA-OneVision-72B [32]	ByteDance & NTU	×	50.00	2.40	3.54
InternVL-2.5-78B [12]	Shanghai AI Lab	×	11.60	0.40	0.47
InternVL-3-78B [87]	Shanghai AI Lab	×	29.20	2.00	2.98
Qwen2-VL-72B-Instruct [70]	Alibaba	×	53.20	1.60	2.99
Qwen2.5-VL-72B-Instruct [5]	Alibaba	×	61.20	1.20	2.61
Qwen-Omni-Turbo [67]	Alibaba	×	40.40	0.80	1.29
GLM-4V-Plus [64]	Zhipu AI	×	47.20	<u>5.60</u>	9.05
SkyWork-R1V1-38B [50]	Skywork	✓	27.20	0.40	1.26

Table 5: The performance evaluations of advanced MLLMs on complex counting.

Method	Organization	Reason-oriented	Stage-1	Stage-2		Stage-3		
			ACC	ACC	Recall_o	ACC	Recall_o	ThinkGain
<i>Commercial proprietary MLLMs</i>								
GPT-4o-20240513 [47]	OpenAI	×	28.80	12.00	<u>44.30</u>	14.40	41.50	<u>7.60</u>
o3 [48]	OpenAI	✓	38.40	10.40	40.00	<u>17.60</u>	50.70	10.10
o4-mini [49]	OpenAI	✓	40.00	2.40	25.40	3.20	24.70	6.20
Gemini-2.5-pro-preview-03-25 [63]	Google	✓	41.20	18.80	36.60	18.00	43.60	0.00
Gemini-2.0-flash [62]	Google	✓	<u>46.80</u>	5.60	22.00	12.80	33.50	1.40
Claude-3.5-Sonnet-20241022 [3]	Anthropic	✓	21.60	3.20	22.00	4.40	28.90	6.80
Step-1o-vision-32k [58]	StepFun	×	43.20	9.60	28.50	6.80	27.80	0.00
Doubao-1.5-vision-pro-32k [7]	ByteDance	×	43.60	13.20	33.20	6.00	21.80	-11.00
SenseChat-Vision-V5.5 [54]	SenseTime	×	24.00	14.80	44.70	15.20	<u>44.10</u>	5.10
Hunyuan-Vision-20250103 [68]	Tencent	×	32.00	8.00	30.90	3.20	16.00	-0.30
<i>Open-source MLLMs</i>								
LLaVA-OneVision-72B [32]	ByteDance & NTU	×	35.20	6.00	22.60	8.00	24.20	-1.70
InternVL-2.5-78B [12]	Shanghai AI Lab	×	21.20	6.40	23.00	4.80	22.70	0.30
InternVL-3-78B [87]	Shanghai AI Lab	×	28.80	11.60	34.90	15.20	37.00	0.00
Qwen2-VL-72B-Instruct [70]	Alibaba	×	36.00	11.60	36.20	12.40	33.00	-0.60
Qwen2.5-VL-72B-Instruct [5]	Alibaba	×	50.00	8.00	32.90	10.00	29.70	0.00
Qwen-Omni-Turbo [67]	Alibaba	×	27.60	<u>16.40</u>	44.00	10.00	26.60	-7.90
GLM-4V-Plus [64]	Zhipu AI	×	37.20	14.40	43.00	9.20	37.10	0.00
SkyWork-R1V1-38B [50]	Skywork	✓	36.80	6.40	27.30	7.60	26.70	0.00

2.5-pro [63]. We also test popular models from the competitive organizations, such as Claude-3.5-Sonnet [3] and Doubao [7]. As for open-source models, we select the representative series, such as InternVL and Qwen-VL [87, 5, 64]. Besides, we select the varying versions of a model family with its largest capacity to investigate performance gaps. Finally, we evaluate MLLMs with targeted thinking capabilities, such as SkyWork-R1V1-38B [50]. Note that we take GPT-4o [47] as the baseline model.

Implementation Details. We access proprietary and open models via APIs and local deployment. The maximum token limit is 8192, temperature is 0, both Top-K and Top-P are 1. The rest of hyper-parameter settings keeps same with VLMEvalKit [20]. All the experiments are conducted on a machine with $8 \times$ NVIDIA A100 GPUs (80G). Due to space constraint, we only apply IPII strategy for maze navigation here. Specifically, Level-1 prompts are consistent with origin prompts, which are illustrated in Fig. 7. Level-2 builds upon Level-1 by incorporating the following prompting information: *Please make sure that after executing the move at each step, you should update your internal intermediate visual state, rather than remaining in the initial input visual state*, as displayed in Fig. 11. As shown in Fig. 12, Level-3 further builds upon Level-2 by adding the coordinates information of the starting and end points in the maze navigation task.

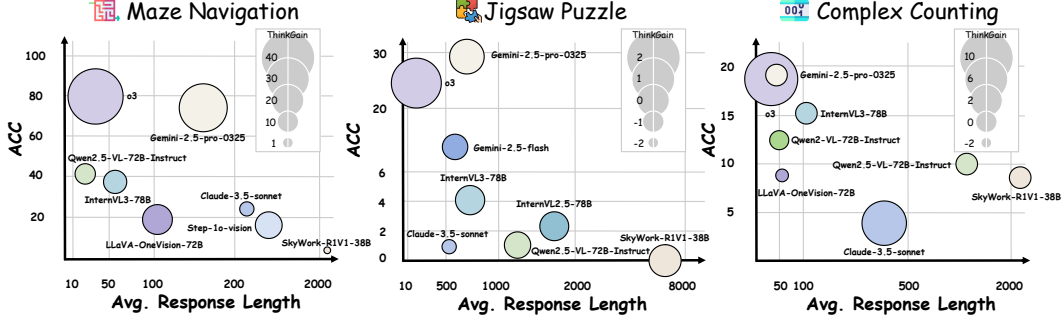


Figure 4: Quantitative comparisons on average response length, ACC, and ThinkGain for three tasks.

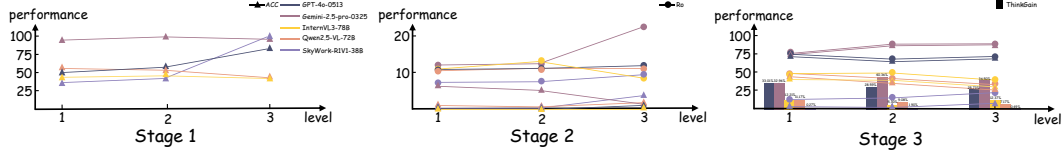


Figure 5: The further investigations with IPII strategy in VI-CoT capability for maze navigation.

5.2 Main Results

Maze Navigation. Tab. 2 displays that most MLLMs exhibit competent performance in Stage 1. Performance significantly drops in Stage 2, indicating that current MLLMs have limitations in open-ended spatial reasoning and perception. In Stage 3, with the supports of free-style VIS, all models consistently achieves gains in global-level ACC and fine-grained R_o , leading to impressive ThinkGain, which indicates the effectiveness of free-style IVS in tackling deficiencies of spatial-aware cognition. However, we observe decline in Legality, which indicates that external knowledge could further confuse the thinking trajectories of weaker models. From Fig. 4, we find that response length is inversely proportional to efficiency in maze navigation. These outcomes suggest that free-style IVS can enhance performance in spatial reasoning for MLLMs with strong learned reasoning priors.

Jigsaw Puzzle. Tab. 3 indicates that there also exists significant declines from Stage 1 to 2, confirming that open-ended QA poses challenges to visual CoT in this task, which is likely to stem from the difficulties in understanding AIGC semantics and distinguishing semantically incoherent patches. MLLMs in Stage 3 promoted by free-style IVS exhibit global-level gains compared to Stage 2, but surprisingly achieve negative ThinkGain with impressive drops in Legality, which could be due to the irrational IVS utilizations leading to invalid decisions. From Fig. 4, we figure out that top-performing models [48, 63] have concise responses, while SkyWork-R1V1 [50] with longer responses exhibits wipeout. These failures shows the deficiencies of current models in using free-form IVS, reflecting the inadequate VI-CoT. Future works should explore promoting positive utilizations of IVS in training.

Embodied Long-Horizon Planning. Most models exhibit significant declines from Stage 1 to 2, particularly Step-1o [58]. We attribute this observation to models exploiting multiple-choice QA by matching semantics with the given sequence to make hacking decision. However, results in Stage 2 demonstrate that models do not truly understand the instructions and engage in reasoning. Instead, they tend to directly make plans based on semblances. For Stage 3, we select the real-world scenario for qualitative comparison, as shown in Fig. 6. We conclude that powerful models can grasp implicit instructions to perform reasoning for object searching, indicating the benefits of free-style IVS in facilitating embodied planning.

Complex Counting. ACC in Stage 2 is inferior to Stage 1, which confirms our conclusions in above tasks. In Stage 3, some models [7, 67, 68] exhibit ACC declines and negative ThinkGain. Surprisingly, Gemini-2.5-pro [63] also exhibits drops with null ThinkGain. These outcomes indicate that MLLMs still suffer from object hallucinations and deficiencies in basic perception, leading to accumulated erroneous trajectories. In case studies, we also find that IVS assist models in recognizing heads, yet they still make wrong decisions, consistent with observations in LLMs [22, 78]. From Fig. 4, we find that models with relatively better performance tend to have shorter responses. The above results reveal the impressive difficulties MLLMs face with counting, which should be promoted by developing targeted representations or training strategies.

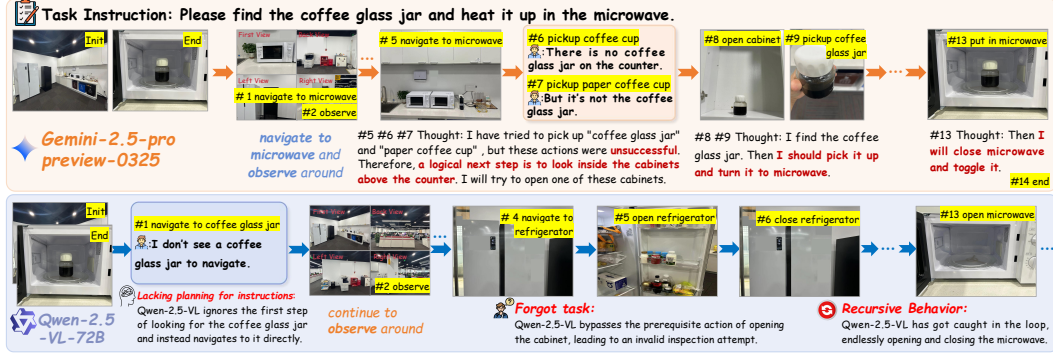


Figure 6: The qualitative analysis for Stage 3 with free-style IVS in embodied long-horizon planning.

Further Investigations with IPII Strategy. Proprietary models in Stage 1 consistently achieve better performance. Among open models, [87, 5] experience varying degrees of decline. Surprisingly, SkyWork-R1V1 [50] finally reaches 98.40% ACC, indicating that R1-like MLLMs might have higher sensitivities to prompts. In Stage 2, all models do not achieve impressive outcomes across levels, revealing that existing MLLMs might lack the capability to implicitly update their internal IVS through textual CoT in the open-ended QA. These results also indicates the necessity of utilizing free-style IVS as the external knowledge to improve reasoning. In Stage 3, performance is closely related to the inherent VI-CoT priors. Strong models [63] can leverage external knowledge to achieve better results, while weaker models might be confused by extra knowledge, leading to drops.

6 Conclusion and Limitations

We introduce ViC-Bench, a specialized benchmark designed to evaluate VI-CoT capability in MLLMs. Our dataset consists of four representative tasks, with each has dedicated construction and free-style IVS generation pipelines supporting function calls. To obtain a thorough understanding of VI-CoT performance, we design a novel progressive three-stage evaluation suite with targeted new metrics. The IPII strategy also impressively indicate the prompting factors which affect VI-CoT performance. The systematic evaluations obtain key observations and insights into the current developments of VI-CoT in MLLMs. We hope ViC-Bench can inspire more research in multi-modal reasoning. As the field continues to evolve, ViC-Bench stands as a valuable tool for measuring progress in the development of more sophisticated multi-modal systems.

Despite our efforts, limitations still exist. The ThinkGain metric involves black-boxing the retrospection of MLLMs, and we plan to deeply delve into retrospection for more detailed investigations. Besides, we will supplement the quantitative results of Stage 3 for embodied long-horizon planning in the future.

7 Acknowledgements

Our ViC-Bench follows the licenses of the public datasets involved in our construction phase and will not be transferred to outside parties without permissions and can be only utilized for academic research. In particular, this benchmark dataset will not be included as a part of any commercial software package or product of any institution.

References

- [1] Jean-Baptiste Alayrac, Jeff Donahue, Pauline Luc, Antoine Miech, Iain Barr, Yana Hasson, Karel Lenc, Arthur Mensch, Katherine Millican, Malcolm Reynolds, et al. Flamingo: a visual language model for few-shot learning. *Advances in neural information processing systems*, 35:23716–23736, 2022. 3
- [2] Alibaba. Alibaba wanx. <https://wanx-ai.net/models/wanx>, 2025. 4
- [3] Anthropic. Claude-3.5-sonnet. <https://anthropic.com/news/claude-3-5-sonnet>, 2024. 8, 9
- [4] Jinze Bai, Shuai Bai, Shusheng Yang, Shijie Wang, Sinan Tan, Peng Wang, Junyang Lin, Chang Zhou, and Jingren Zhou. Qwen-vl: A frontier large vision-language model with versatile abilities. *arXiv preprint arXiv:2308.12966*, 2023. 3
- [5] Shuai Bai, Keqin Chen, Xuejing Liu, Jialin Wang, Wenbin Ge, Sibao Song, Kai Dang, Peng Wang, Shijie Wang, Jun Tang, et al. Qwen2.5-vl technical report. *arXiv preprint arXiv:2502.13923*, 2025. 3, 8, 9, 11
- [6] Jing Bi, Junjia Guo, Susan Liang, Guangyu Sun, Luchuan Song, Yunlong Tang, Jinxi He, Jiarui Wu, Ali Vosoughi, Chen Chen, et al. Verify: A benchmark of visual explanation and reasoning for investigating multimodal reasoning fidelity. *arXiv preprint arXiv:2503.11557*, 2025. 1, 2, 3
- [7] ByteDance. Doubao-1.5-vision-pro-32k. <https://volcengine.com/product/doubao>, 2025. 8, 9, 10
- [8] Kilian Carolan, Laura Fennelly, and Alan F Smeaton. A review of multi-modal large language and vision models. *arXiv preprint arXiv:2404.01322*, 2024. 1, 3
- [9] Yupeng Chang, Xu Wang, Jindong Wang, Yuan Wu, Linyi Yang, Kaijie Zhu, Hao Chen, Xiaoyuan Yi, Cunxiang Wang, Yidong Wang, et al. A survey on evaluation of large language models. *ACM transactions on intelligent systems and technology*, 15(3):1–45, 2024. 1, 3
- [10] Qiguang Chen, Libo Qin, Jin Zhang, Zhi Chen, Xiao Xu, and Wanxiang Che. M3cot: A novel benchmark for multi-domain multi-step multi-modal chain-of-thought. *arXiv preprint arXiv:2405.16473*, 2024. 1, 3
- [11] Qiguang Chen, Libo Qin, Jinhao Liu, Dengyun Peng, Jiannan Guan, Peng Wang, Mengkang Hu, Yuhang Zhou, Te Gao, and Wanxiang Che. Towards reasoning era: A survey of long chain-of-thought for reasoning large language models. *arXiv preprint arXiv:2503.09567*, 2025. 1
- [12] Zhe Chen, Jiannan Wu, Wenhai Wang, Weijie Su, Guo Chen, Sen Xing, Muyan Zhong, Qinglong Zhang, Xizhou Zhu, Lewei Lu, et al. Internvl: Scaling up vision foundation models and aligning for generic visual-linguistic tasks. In *Proceedings of the IEEE/CVF conference on computer vision and pattern recognition*, pages 24185–24198, 2024. 8, 9
- [13] Zihui Cheng, Qiguang Chen, Jin Zhang, Hao Fei, Xiaocheng Feng, Wanxiang Che, Min Li, and Libo Qin. Comt: A novel benchmark for chain of multi-modal thought on large vision-language models. In *Proceedings of the AAAI Conference on Artificial Intelligence*, pages 23678–23686, 2025. 2, 3, 5
- [14] PaddleNLP Contributors. Paddlenlp: An easy-to-use and high performance nlp library. <https://github.com/PaddlePaddle/PaddleNLP>, 2021. 7
- [15] Can Cui, Yunsheng Ma, Xu Cao, Wenqian Ye, Yang Zhou, Kaizhao Liang, Jintai Chen, Juanwu Lu, Zichong Yang, Kuei-Da Liao, et al. A survey on multimodal large language models for autonomous driving. In *Proceedings of the IEEE/CVF Winter Conference on Applications of Computer Vision*, pages 958–979, 2024. 2
- [16] Wenliang Dai, Junnan Li, Dongxu Li, Anthony Meng Huat Tiong, Junqi Zhao, Weisheng Wang, Boyang Li, Pascale Fung, and Steven Hoi. Instructblip: Towards general-purpose vision-language models with instruction tuning. *arXiv preprint:2305.06500*, 2023. 3
- [17] Jia Deng, Wei Dong, Richard Socher, Li-Jia Li, Kai Li, and Li Fei-Fei. Imagenet: A large-scale hierarchical image database. In *2009 IEEE conference on computer vision and pattern recognition*, pages 248–255. Ieee, 2009. 4
- [18] Yihao Ding, Kaixuan Ren, Jiabin Huang, Siwen Luo, and Soyeon Caren Han. Mmvqa: A comprehensive dataset for investigating multipage multimodal information retrieval in pdf-based visual question answering. In *Proceedings of the Thirty-Third International Joint Conference on Artificial Intelligence, IJCAI*, pages 3–9, 2024. 6
- [19] Danny Driess, Fei Xia, Mehdi SM Sajjadi, Corey Lynch, Aakanksha Chowdhery, Brian Ichter, Ayzaan Wahid, Jonathan Tompson, Quan Vuong, Tianhe Yu, et al. Palm-e: An embodied multimodal language model. *arXiv preprint arXiv:2303.03378*, 2023. 3

- [20] Haodong Duan, Junming Yang, Yuxuan Qiao, Xinyu Fang, Lin Chen, Yuan Liu, Xiaoyi Dong, Yuhang Zang, Pan Zhang, Jiaqi Wang, et al. Vlmevalkit: An open-source toolkit for evaluating large multi-modality models. In *Proceedings of the 32nd ACM International Conference on Multimedia*, pages 11198–11201, 2024. [9](#)
- [21] Hao Fei, Shengqiong Wu, Wei Ji, Hanwang Zhang, Meishan Zhang, Mong-Li Lee, and Wynne Hsu. Video-of-thought: Step-by-step video reasoning from perception to cognition. *arXiv preprint arXiv:2501.03230*, 2024. [3](#)
- [22] Tairan Fu, Raquel Ferrando, Javier Conde, Carlos Arriaga, and Pedro Reviriego. Why do large language models (llms) struggle to count letters? *arXiv preprint arXiv:2412.18626*, 2024. [10](#)
- [23] Jun Gao, Yongqi Li, Ziqiang Cao, and Wenjie Li. Interleaved-modal chain-of-thought. *arXiv preprint arXiv:2411.19488*, 2024. [3](#)
- [24] Daya Guo, Dejian Yang, Haowei Zhang, Junxiao Song, Ruoyu Zhang, Runxin Xu, Qihao Zhu, Shirong Ma, Peiyi Wang, Xiao Bi, et al. Deepseek-r1: Incentivizing reasoning capability in llms via reinforcement learning. *arXiv preprint arXiv:2501.12948*, 2025. [1](#), [3](#), [7](#)
- [25] Yushi Hu, Weijia Shi, Xingyu Fu, Dan Roth, Mari Ostendorf, Luke Zettlemoyer, Noah A Smith, and Ranjay Krishna. Visual sketchpad: Sketching as a visual chain of thought for multimodal language models. *arXiv preprint arXiv:2406.09403*, 2024. [3](#)
- [26] Dawei Huang, Chuan Yan, Qing Li, and Xiaojiang Peng. From large language models to large multimodal models: A literature review. *Applied Sciences*, 14(12):5068, 2024. [1](#), [3](#)
- [27] Michael Igorevich Ivanitskiy, Rusheb Shah, Alex F. Spies, Tilman R  uker, Dan Valentine, Can Rager, Lucia Quirke, Chris Mathwin, Guillaume Corlouer, Cecilia Diniz Behn, and Samy Wu Fung. A configurable library for generating and manipulating maze datasets, 2023. [4](#)
- [28] Dongzhi Jiang, Renrui Zhang, Ziyu Guo, Yanwei Li, Yu Qi, Xinyan Chen, Liuhui Wang, Jianhan Jin, Claire Guo, Shen Yan, et al. Mme-cot: Benchmarking chain-of-thought in large multimodal models for reasoning quality, robustness, and efficiency. *arXiv preprint arXiv:2502.09621*, 2025. [2](#), [3](#)
- [29] Black Forest Labs. Flux. <https://github.com/black-forest-labs/flux>, 2024. [4](#)
- [30] Hugo Lauren  on, Lucile Saulnier, L  o Tronchon, Stas Bekman, Amanpreet Singh, Anton Lozhkov, Thomas Wang, Siddharth Karamcheti, Alexander Rush, Douwe Kiela, et al. Obelics: An open web-scale filtered dataset of interleaved image-text documents. *Advances in Neural Information Processing Systems*, 36, 2024. [3](#)
- [31] Tony Lee, Michihiro Yasunaga, Chenlin Meng, Yifan Mai, Joon Sung Park, Agrim Gupta, Yunzhi Zhang, Deepak Narayanan, Hannah Teufel, Marco Bellagente, et al. Holistic evaluation of text-to-image models. *Advances in Neural Information Processing Systems*, 36:69981–70011, 2023. [4](#)
- [32] Bo Li, Yuanhan Zhang, Dong Guo, Renrui Zhang, Feng Li, Hao Zhang, Kaichen Zhang, Peiyuan Zhang, Yanwei Li, Ziwei Liu, et al. Llava-onevision: Easy visual task transfer. *arXiv preprint arXiv:2408.03326*, 2024. [8](#), [9](#)
- [33] Chengzu Li, Wenshan Wu, Huanyu Zhang, Yan Xia, Shaoguang Mao, Li Dong, Ivan Vuli  , and Furu Wei. Imagine while reasoning in space: Multimodal visualization-of-thought. *arXiv preprint arXiv:2501.07542*, 2025. [1](#), [2](#), [3](#)
- [34] Manling Li, Shiyu Zhao, Qineng Wang, Kangrui Wang, Yu Zhou, Sanjana Srivastava, Cem Gokmen, Tony Lee, Erran Li Li, Ruohan Zhang, et al. Embodied agent interface: Benchmarking llms for embodied decision making. *Advances in Neural Information Processing Systems*, 37:100428–100534, 2024. [2](#)
- [35] Zhong-Zhi Li, Duzhen Zhang, Ming-Liang Zhang, Jiaxin Zhang, Zengyan Liu, Yuxuan Yao, Haotian Xu, Junhao Zheng, Pei-Jie Wang, Xiuyi Chen, et al. From system 1 to system 2: A survey of reasoning large language models. *arXiv preprint arXiv:2502.17419*, 2025. [2](#), [3](#)
- [36] Tsung-Yi Lin, Michael Maire, Serge Belongie, James Hays, Pietro Perona, Deva Ramanan, Piotr Doll  r, and C Lawrence Zitnick. Microsoft coco: Common objects in context. In *Computer Vision–ECCV 2014: 13th European Conference, Zurich, Switzerland, September 6–12, 2014, Proceedings, Part V 13*, pages 740–755. Springer, 2014. [4](#)
- [37] Zhiqiu Lin, Deepak Pathak, Baiqi Li, Jiayao Li, Xide Xia, Graham Neubig, Pengchuan Zhang, and Deva Ramanan. Evaluating text-to-visual generation with image-to-text generation. In *European Conference on Computer Vision*, pages 366–384. Springer, 2024. [4](#)

- [38] Zhiyu Lin, Yifei Gao, Xian Zhao, Yunfan Yang, and Jitao Sang. Mind with eyes: from language reasoning to multimodal reasoning. *arXiv preprint arXiv:2503.18071*, 2025. 1, 3
- [39] Haotian Liu, Chunyuan Li, Qingyang Wu, and Yong Jae Lee. Visual instruction tuning. *Advances in neural information processing systems*, 36, 2024. 3
- [40] Hao Liu, Wilson Yan, Matei Zaharia, and Pieter Abbeel. World model on million-length video and language with ringattention. *arXiv e-prints*, pages arXiv–2402, 2024. 3
- [41] Jingming Liu, Yumeng Li, Boyuan Xiao, Yichang Jian, Ziang Qin, Tianjia Shao, Yao-Xiang Ding, and Kun Zhou. Enhancing visual reasoning with autonomous imagination in multimodal large language models. *arXiv preprint arXiv:2411.18142*, 2024. 3
- [42] Ahmed Masry, Do Xuan Long, Jia Qing Tan, Shafiq Joty, and Enamul Hoque. Chartqa: A benchmark for question answering about charts with visual and logical reasoning. *arXiv preprint arXiv:2203.10244*, 2022. 6
- [43] Fanqing Meng, Lingxiao Du, Zongkai Liu, Zhixiang Zhou, Quanfeng Lu, Daocheng Fu, Tiancheng Han, Botian Shi, Wenhai Wang, Junjun He, et al. Mm-eureka: Exploring the frontiers of multimodal reasoning with rule-based reinforcement learning. *arXiv preprint arXiv:2503.07365*, 2025. 3
- [44] Midjourney. Midjourney-v6.1. <https://updates.midjourney.com/version-6-1/>, 2024. 4
- [45] Humza Naveed, Asad Ullah Khan, Shi Qiu, Muhammad Saqib, Saeed Anwar, Muhammad Usman, Naveed Akhtar, Nick Barnes, and Ajmal Mian. A comprehensive overview of large language models. *arXiv preprint arXiv:2307.06435*, 2023. 1, 3
- [46] OpenAI. Openai dalle-3. <https://openai.com/index/dall-e-3/>, 2024. 4
- [47] OpenAI. Hello gpt-4o. <https://openai.com/index/hello-gpt-4o/>, 2024. 8, 9
- [48] OpenAI. Openai o3. <https://openai.com/index/introducing-o3-and-o4-mini/>, 2025. 8, 9, 10
- [49] OpenAI. Openai o4-mini. <https://openai.com/index/introducing-o3-and-o4-mini/>, 2025. 3, 8, 9
- [50] Yi Peng, Xiaokun Wang, Yichen Wei, Jiangbo Pei, Weijie Qiu, Ai Jian, Yunzhuo Hao, Jiachun Pan, Tianyidan Xie, Li Ge, et al. Skywork r1v: pioneering multimodal reasoning with chain-of-thought. *arXiv preprint arXiv:2504.05599*, 2025. 8, 9, 10, 11
- [51] Zhiliang Peng, Wenhui Wang, Li Dong, Yaru Hao, Shaohan Huang, Shuming Ma, and Furu Wei. Kosmos-2: Grounding multimodal large language models to the world. *arXiv preprint arXiv:2306.14824*, 2023. 3
- [52] Robin Rombach, Andreas Blattmann, Dominik Lorenz, Patrick Esser, and Björn Ommer. High-resolution image synthesis with latent diffusion models, 2021. 4
- [53] Tanik Saikh, Tirthankar Ghosal, Amish Mittal, Asif Ekbal, and Pushpak Bhattacharyya. Scienceqa: A novel resource for question answering on scholarly articles. *International Journal on Digital Libraries*, 23(3):289–301, 2022. 6
- [54] SenseTime. Sensechat-vision-v5.5. <https://sensecore.cn/help/docs/model-as-a-service/nova>, 2025. 8, 9
- [55] Haozhan Shen, Peng Liu, Jingcheng Li, Chunxin Fang, Yibo Ma, Jiajia Liao, Qiaoli Shen, Zilun Zhang, Kangjia Zhao, Qianqian Zhang, et al. Vlm-r1: A stable and generalizable r1-style large vision-language model. *arXiv preprint arXiv:2504.07615*, 2025. 3
- [56] Haojun Shi, Suyu Ye, Xinyu Fang, Chuanyang Jin, Leyla Isik, Yen-Ling Kuo, and Tianmin Shu. Muma-tom: Multi-modal multi-agent theory of mind. In *Proceedings of the AAAI Conference on Artificial Intelligence*, pages 1510–1519, 2025. 2
- [57] Vishwanath A Sindagi, Rajeev Yasarla, and Vishal M Patel. Jhu-crowd++: Large-scale crowd counting dataset and a benchmark method. *IEEE transactions on pattern analysis and machine intelligence*, 44(5): 2594–2609, 2020. 5
- [58] Stepfun. step-1o-vision-32k. <https://platform.stepfun.com/docs/llm/vision>, 2025. 8, 9, 10
- [59] Quan Sun, Qiyang Yu, Yufeng Cui, Fan Zhang, Xiaosong Zhang, Yueze Wang, Hongcheng Gao, Jingjing Liu, Tiejun Huang, and Xinlong Wang. Emu: Generative pretraining in multimodality. *arXiv preprint arXiv:2307.05222*, 2023. 2, 3

- [60] Kexian Tang, Junyao Gao, Yanhong Zeng, Haodong Duan, Yanan Sun, Zhening Xing, Wenran Liu, Kaifeng Lyu, and Kai Chen. Lego-puzzles: How good are mllms at multi-step spatial reasoning? *arXiv preprint arXiv:2503.19990*, 2025. 2, 3
- [61] Chameleon Team. Chameleon: Mixed-modal early-fusion foundation models. *arXiv preprint arXiv:2405.09818*, 2024. 2, 3
- [62] Gemini Team. Gemini-2.0-flash. <https://deepmind.google/technologies/gemini/flash/>, 2025. 8, 9
- [63] Gemini Team. Gemini-2.5-pro-preview-03-25. <https://deepmind.google/technologies/gemini/pro/>, 2025. 2, 8, 9, 10, 11
- [64] GLM Team, Aohan Zeng, Bin Xu, Bowen Wang, Chenhui Zhang, Da Yin, Dan Zhang, Diego Rojas, Guanyu Feng, Hanlin Zhao, et al. Chatglm: A family of large language models from glm-130b to glm-4 all tools. *arXiv preprint arXiv:2406.12793*, 2024. 8, 9
- [65] Kolos Team. Kolos: Effective training of diffusion model for photorealistic text-to-image synthesis. *arXiv preprint*, 2024. 4
- [66] Qwen Team. Qvq: To see the world with wisdom. <https://qwenlm.github.io/blog/qvq-72b-preview/>, 2024. 3
- [67] Qwen Team. Qwen-omni-turbo. <https://help.aliyun.com/model-studio/qwen-omni>, 2025. 8, 9, 10
- [68] Tencent. Hunyuan-vision. <https://hunyuan.tencent.com>, 2025. 8, 9, 10
- [69] Hugo Touvron, Thibaut Lavril, Gautier Izacard, Xavier Martinet, Marie-Anne Lachaux, Timothée Lacroix, Baptiste Rozière, Naman Goyal, Eric Hambro, Faisal Azhar, et al. Llama: Open and efficient foundation language models. *arXiv preprint arXiv:2302.13971*, 2023. 1
- [70] Peng Wang, Shuai Bai, Sinan Tan, Shijie Wang, Zhihao Fan, Jinze Bai, Keqin Chen, Xuejing Liu, Jialin Wang, Wenbin Ge, et al. Qwen2-vl: Enhancing vision-language model’s perception of the world at any resolution. *arXiv preprint arXiv:2409.12191*, 2024. 3, 8, 9
- [71] Weihan Wang, Qingsong Lv, Wenmeng Yu, Wenyi Hong, Ji Qi, Yan Wang, Junhui Ji, Zhuoyi Yang, Lei Zhao, Xixuan Song, et al. Cogvlm: Visual expert for pretrained language models. *arXiv preprint arXiv:2311.03079*, 2023. 3
- [72] Yifan Wang, Xuecheng Wu, Jia Zhang, Mohan Jing, Keda Lu, Jun Yu, Wen Su, Fang Gao, Qingsong Liu, Jianqing Sun, et al. Building robust video-level deepfake detection via audio-visual local-global interactions. In *Proceedings of the 32nd ACM International Conference on Multimedia*, pages 11370–11376, 2024. 1
- [73] Yaoting Wang, Shengqiong Wu, Yuecheng Zhang, William Wang, Ziwei Liu, Jiebo Luo, and Hao Fei. Multimodal chain-of-thought reasoning: A comprehensive survey. *arXiv preprint arXiv:2503.12605*, 2025. 1, 3
- [74] Jiayang Wu, Wensheng Gan, Zefeng Chen, Shicheng Wan, and Philip S Yu. Multimodal large language models: A survey. In *2023 IEEE International Conference on Big Data (BigData)*, pages 2247–2256. IEEE, 2023. 1, 3
- [75] Junfeng Wu, Yi Jiang, Chuofan Ma, Yuliang Liu, Hengshuang Zhao, Zehuan Yuan, Song Bai, and Xiang Bai. Liquid: Language models are scalable multi-modal generators. *arXiv preprint arXiv:2412.04332*, 2024. 3
- [76] Wulin Xie, Yi-Fan Zhang, Chaoyou Fu, Yang Shi, Bingyan Nie, Hongkai Chen, Zhang Zhang, Liang Wang, and Tieniu Tan. Mme-unify: A comprehensive benchmark for unified multimodal understanding and generation models. *arXiv preprint arXiv:2504.03641*, 2025. 2
- [77] Guowei Xu, Peng Jin, Li Hao, Yibing Song, Lichao Sun, and Li Yuan. Llava-cot: Let vision language models reason step-by-step. *arXiv preprint arXiv:2411.10440*, 2024. 1
- [78] Nan Xu and Xuezhe Ma. Llm the genius paradox: A linguistic and math expert’s struggle with simple word-based counting problems. *arXiv preprint arXiv:2410.14166*, 2024. 10
- [79] Yijun Yang, Tianyi Zhou, Kanxue Li, Dapeng Tao, Lusong Li, Li Shen, Xiaodong He, Jing Jiang, and Yuhui Shi. Embodied multi-modal agent trained by an llm from a parallel textworld. In *Proceedings of the IEEE/CVF conference on computer vision and pattern recognition*, pages 26275–26285, 2024. 2

- [80] Zhongshen Zeng, Yinhong Liu, Yingjia Wan, Jingyao Li, Pengguang Chen, Jianbo Dai, Yuxuan Yao, Rongwu Xu, Zehan Qi, Wanru Zhao, et al. Mr-ben: A meta-reasoning benchmark for evaluating system-2 thinking in llms. *arXiv preprint arXiv:2406.13975*, 2024. [3](#)
- [81] Guanghao Zhang, Tao Zhong, Yan Xia, Zhelun Yu, Haoyuan Li, Wanggui He, Fangxun Shu, Mushui Liu, Dong She, Yi Wang, et al. Cmmcot: Enhancing complex multi-image comprehension via multi-modal chain-of-thought and memory augmentation. *arXiv preprint arXiv:2503.05255*, 2025. [2](#), [3](#)
- [82] Miaosen Zhang, Qi Dai, Yifan Yang, Jianmin Bao, Dongdong Chen, Kai Qiu, Chong Luo, Xin Geng, and Baining Guo. Magebench: Bridging large multimodal models to agents. *arXiv preprint arXiv:2412.04531*, 2024. [2](#), [3](#), [5](#), [6](#)
- [83] Wenqi Zhang, Mengna Wang, Gangao Liu, Xu Huixin, Yiwei Jiang, Yongliang Shen, Guiyang Hou, Zhe Zheng, Hang Zhang, Xin Li, et al. Embodied-reasoner: Synergizing visual search, reasoning, and action for embodied interactive tasks. *arXiv preprint arXiv:2503.21696*, 2025. [3](#), [5](#), [7](#)
- [84] Xiangyu Zhao, Peiyuan Zhang, Kexian Tang, Hao Li, Zicheng Zhang, Guangtao Zhai, Junchi Yan, Hua Yang, Xue Yang, and Haodong Duan. Envisioning beyond the pixels: Benchmarking reasoning-informed visual editing. *arXiv preprint arXiv:2504.02826*, 2025. [2](#)
- [85] Kaizhi Zheng, Xuehai He, and Xin Eric Wang. Minigpt-5: Interleaved vision-and-language generation via generative vokens. *arXiv preprint arXiv:2310.02239*, 2023. [3](#)
- [86] Deyao Zhu, Jun Chen, Xiaoqian Shen, Xiang Li, and Mohamed Elhoseiny. Minigpt-4: Enhancing vision-language understanding with advanced large language models. *arXiv preprint arXiv:2304.10592*, 2023. [3](#)
- [87] Jinguo Zhu, Weiyun Wang, Zhe Chen, Zhaoyang Liu, Shenglong Ye, Lixin Gu, Yuchen Duan, Hao Tian, Weijie Su, Jie Shao, et al. Internvl3: Exploring advanced training and test-time recipes for open-source multimodal models. *arXiv preprint arXiv:2504.10479*, 2025. [8](#), [9](#), [11](#)

A Appendix

Global-Aware Prompts for Four Downstream Tasks

To more intuitively conduct the comprehensive comparisons of MLLMs performance in VI-CoT capability, Figs. 7, 8, 9, & 10 below intimately display the global-aware prompts for maze navigation, jigsaw puzzle, embodied long-horizon planning, as well as complex counting tasks across three-stage evaluations. Besides, we also present the prompting-style instructions in Stage 3 of each downstream task that couple with the free-style IVS when delivered under the function call paradigm.

Weighted Dispersed Sampling Strategy


Helper Functions we deployed:

- `calculate_weights(G, S)`: Calculates weights for all G indices based on the currently selected set S , reducing weights near selected indices. Returns a weight array of size G .
- `Unique(S)`: Returns a set containing unique elements from list/set S .
- `RandomlyChooseOneElement(L)`: Selects one element uniformly at random from list L .
- `RandomlyChooseOneElementWithProbability(L, P)`: Selects one element from list L according to the probability distribution P (array of same size as L).
- `RandomSample(L, k)`: Selects k unique elements uniformly at random from list L .
- `SortAscending(L)`: Returns a new list containing elements of L sorted in ascending order.


Algorithm 1 Weighted Dispersed Sampling Strategy

Require: Grid size G , Number of rows R **Ensure:** Sorted list S_{final} of $N = 6$ selected patch indices


```
1:  $S \leftarrow \emptyset$  ▷ Initialize set of selected indices
2:  $N \leftarrow 6$  ▷ Target number of patches
3:  $C \leftarrow G/R$  ▷ Patches per row (assuming integer division)
4: if  $C \leq 0$  or  $R \leq 0$  or  $G < R$  then
5:   raise ValueError("Invalid grid/row configuration")
6: Let  $I_r = \{i \mid r \cdot C \leq i < (r + 1) \cdot C\}$  for  $r = 0, \dots, R - 1$  ▷ Indices for each row
7:  $S_{init} \leftarrow \emptyset$ 
8: for  $r \leftarrow 0$  to  $R - 1$  do
9:   if  $I_r \neq \emptyset$  then
10:    Choose  $i_r$  uniformly at random from  $I_r$ 
11:     $S_{init} \leftarrow S_{init} \cup \{i_r\}$ 
12:  $S \leftarrow \text{Unique}(S_{init})$  ▷ Ensure uniqueness
13: while  $|S| < R$  and  $|S| < G$  do ▷ Fill up to R indices if needed
14:    $R_{avail} \leftarrow \{0, \dots, G - 1\} \setminus S$ 
15:   if  $R_{avail} = \emptyset$  then
16:     break
17:   Choose  $i_{new}$  uniformly at random from  $R_{avail}$ 
18:    $S \leftarrow S \cup \{i_{new}\}$ 
19: while  $|S| < N$  do
20:    $R_{avail} \leftarrow \{0, \dots, G - 1\} \setminus S$  ▷ Remaining available indices
21:   if  $R_{avail} = \emptyset$  then
22:     break
23:    $W_{all} \leftarrow \text{calculate\_weights}(G, S)$  ▷ Get weights for all grid cells based on current  $S$ 
24:    $W_{rem} \leftarrow \{W_{all}[j] \mid j \in R_{avail}\}$  ▷ Extract weights for available indices
25:    $W_{sum} \leftarrow \sum_{w \in W_{rem}} \max(w, 10^{-9})$  ▷ Sum of remaining weights (avoiding zero)
26:   if  $W_{sum} > 10^{-9}$  and  $|R_{avail}| > 0$  then
27:      $P \leftarrow [\max(W_{all}[j], 10^{-9})/W_{sum} \text{ for } j \in R_{avail}]$  ▷ Calculate probabilities
28:      $P \leftarrow P / \sum P$  ▷ Normalize probabilities rigorously
29:   else if  $|R_{avail}| > 0$  then
30:      $P \leftarrow [1/|R_{avail}| \text{ for } j \in R_{avail}]$  ▷ Fallback to uniform probability
31:   else
32:     break
33:   try
34:     Choose  $i_{new}$  from  $R_{avail}$  according to probability distribution  $P$ 
35:      $S \leftarrow S \cup \{i_{new}\}$ 
36:   catch ValueError ▷ If probability choice fails
37:   if  $R_{avail} \neq \emptyset$  then
38:     Choose  $i_{new}$  uniformly at random from  $R_{avail}$ 
39:      $S \leftarrow S \cup \{i_{new}\}$ 
40:   else
41:     break
42:   end try
43:  $S_{final} \leftarrow S$ 
44: if  $|S_{final}| > N$  then
45:    $S_{final} \leftarrow \text{RandomSample}(S_{final}, N)$  ▷ Sample down to N
46: else if  $|S_{final}| < N$  then
47:    $R_{final} \leftarrow \{0, \dots, G - 1\} \setminus S_{final}$ 
48:    $N_{needed} \leftarrow N - |S_{final}|$ 
49:    $N_{add} \leftarrow \min(N_{needed}, |R_{final}|)$ 
50:   if  $N_{add} > 0$  then
51:      $S_{extra} \leftarrow \text{RandomSample}(R_{final}, N_{add})$ 
52:      $S_{final} \leftarrow S_{final} \cup S_{extra}$ 
53: if  $|S_{final}| \neq N$  then
54:   Print warning "Final selected count is  $|S_{final}|$ , target was  $N$ "
55: return SortAscending( $S_{final}$ )
```


 You are a maze navigation expert. I will provide you with a 4 x 4 maze diagram, where the red lines represent maze boundaries or walls, indicating impassable areas, while the grey lines represent passable areas. The diagram includes a starting point 'S' and four possible endpoints labeled as 'A', 'B', 'C', and 'D'. In this maze, you can only move once at each step, and you can only go left, right, up, or down. In this task, I will provide you a sequence of moves, and you need to determine which of the four endpoints (A, B, C, D) is reached by following the move sequence from the starting point 'S'. The sequence I am providing is: {Go Left, Go Down, Go Right, Go Down, Go Down}. You only need to respond with the correct endpoint.

(a) Stage 1

 You are a maze navigation expert. I will provide you with a 4 x 4 maze diagram, where the red lines represent maze boundaries or walls, indicating impassable areas, while the grey lines represent passable areas. The diagram includes a starting point 'S' and an ending point 'E'. In this maze, you can only move once at each step, and you can only go left, right, up, or down. In this task, you should carry out your own navigation planning and provide me with a final sequence of moves that can successfully reach the endpoint 'E' from the starting point 'S'. You only need to reply with the final sequence of moves using the format <Begin>Go XX, ..., Go XX</End>, where XX can only be selected from Left, Right, Up, Down.


(b) Stage 2

 You are a maze navigation expert. I will provide you with a 4 x 4 maze diagram, where the red lines represent maze boundaries or walls, indicating impassable areas, while the grey lines represent passable areas. The diagram includes a starting point 'S' and an ending point 'E'. In this maze, you can only move once at each step, and you can only go left, right, up, or down. In this task, you should carry out your own navigation planning and provide me with a final sequence of moves that can successfully reach the endpoint 'E' from the starting point 'S'. You only need to reply with the final sequence of moves using the format <Begin>Go XX, ..., Go XX</End>, where XX can only be selected from Left, Right, Up, Down.


 In the intermediate state image, the position of the blue pentagram indicates where you are. You can use the provided intermediate state image to verify the correctness of your previous judgment and offer a basis for making future decisions that contribute to reaching the endpoint 'E'. Please reply with only one specific move using the format <Begin>Go XX</End>, where XX can only be selected from Left, Right, Up, Down.

(c) Stage 3


Figure 7: The overall illustrations of three-stage prompts for maze navigation task.


 You are a puzzle-solving expert. Your task is to correctly place patches into the corresponding missing areas of the image. The top part of the given image represents the original image that need to be filled with patches, while the bottom part represents the six specific patches (sequentially labeled as {1, 2, 3, 4, 5, 6}). Currently, you need to place patches labeled as {json} into the correct missing areas. You should select the correct final image from the provided four option images.

(a) Stage 1

 You are a puzzle-solving expert. Your task is to correctly place patches into the corresponding missing areas of the image. The top part of the first given image represents the missing areas (labeled as {1, 2, 3, 4, 5, 6}) that need to be filled with patches, while the bottom part represents the six specific patches (sequentially labeled as {a, b, c, d, e, f}). The second given image represents the final image with correctly filled patches. Now, based on the initial image and the final filled image, please provide the correspondence between patches and the missing areas. Your final correspondence output must strictly follow the format: <Begin>(a, missing area1), (b, missing area2), (c, missing area3), (d, missing area4), (e, missing area5), (f, missing area6)</End>. For example, <Begin>(a, 1), (b, 2), (c, 3), (d, 4), (e, 5), (f, 6)</End>.


(b) Stage 2

 You are a puzzle-solving expert. Your task is to correctly place patches into the corresponding missing areas of the image. The top part of the first given image represents the missing areas (labeled as {1, 2, 3, 4, 5, 6}) that need to be filled with patches, while the bottom part represents the six specific patches (sequentially labeled as {a, b, c, d, e, f}). The second given image represents the final image with correctly filled patches. Before making each decision, you can think, plan, and even reflect step by step, and then output your final judgement. To assist you in making the final correct judgement, we will provide the intermediate visual state after you make each decision. Now, based on the initial state image and the final state image, please provide the correspondence between patches and missing areas. *Note that you must make the final judgment only after we input at least one intermedicate visual state image.* Please carefully analyze the characteristics of the missing parts and patches, and select the appropriate patch to fill into the area. For each decision you made, you must strictly follow the format for output: (patch, area). For example, (a, 4).


 You can use the provided intermediate state to verify the correctness of your previous judgment as well as offer a foundation for executing subsequent judgments. If you think that the provided intermediate state image is not the expected outcome, you can choose to put the patch back in its original place by outputting (patch, 0). Please carefully analyze the characteristics of the missing parts and patches, and select the appropriate patch to fill into the area.

(c) Stage 3


Figure 8: The overall illustrations of three-stage prompts for jigsaw puzzle task.

 You are a robot in a given room and need to complete the task according to the human instructions. The given image is the initial state from your frontal perspective. The provided action sequence is {ACTION SEQUENCE}. You should select the correct final state from the provided four option state images following the successful execution of the specified action sequence.

(a) Stage 1

 You are a robot in a given room and need to complete the task according to the human instructions. The first and second given images are the initial and final states from your frontal perspective, respectively. Your task is to output the correct action sequence to complete the "{TASK NAME}" task from the given available Available_Actions set. Each step, you can only select one action from the Available_Actions. Available_Actions: {"navigate to <object>": Move to the object. "pickup <object>": Pick up the object. "put in <object>": Put the item in your hand into or on the object. "toggle <object>": Switch the object on or off. "open <object>": Open the object (container), and you will see inside the object. "close <object>": Close the object. "observe": You can obtain image of your directly rear, left, and right perspectives. "move forward": Move forward to see more clearly. "end": If you think you have completed the task, please output "end"}. Note that before making each decision, you can think, plan, and even reflect step by step, and then output your final action. In the end, you should only output the final action sequence, adhering strictly to the format: <Begin>Action1, Action2, Action3, ..., Action10</End>.


(b) Stage 2

 You are a robot in a given room and need to complete the task according to the human instructions. The first and second given images are the initial and final states from your frontal perspective, respectively. Your task is to output the correct action sequence to complete the "{TASK NAME}" task from the given available Available_Actions set. Each step, you can only select one action from the Available_Actions. Available_Actions: {"navigate to <object>": Move to the object. "pickup <object>": Pick up the object. "put in <object>": Put the item in your hand into or on the object. "toggle <object>": Switch the object on or off. "open <object>": Open the object (container), and you will see inside the object. "close <object>": Close the object. "observe": You can obtain image of your directly rear, left, and right perspectives. "move forward": Move forward to see more clearly. "end": If you think you have completed the task, please output "end"}. Before making each decision, you can think, plan, and even reflect step by step, and then output your final action. To assist you in making the final correct judgement, we will provide the executed intermediate visual state after you make each action decision. **Note that you must make the final judgment only after we input at least one intermedicate visual state image.** In the end, you must only output the final action sequence, adhering strictly to the format: <Begin>Action1, Action2, Action3, ..., Action10</End>.


 You can use the provided intermediate state to verify the correctness of your previous judgment as well as offer a foundation for executing subsequent judgments.

(c) Stage 3


Figure 9: The overall illustrations of three-stage prompts for embodied long-horizon planning task.


 You are a complex counting expert. The given input image exist numerous human heads and are divided into four areas named {1, 2, 3, 4} by irregular lines. In this task, you need to correctly count the number of human heads in each area sequentially from 1 to 4 and sum them up to determine the total number of heads in the given input image. Please select the most appropriate option you think from the provided four choices.

(a) Stage 1

 You are a complex counting expert. The given input image exist numerous human heads and are divided into four areas named {1, 2, 3, 4} by irregular lines. In this task, you need to correctly count the number of human heads in each area. The final answer format should be <Begin> (1, x), (2, x), (3, x), (4, x) </End>. For example, <Begin> (1, 10), (2, 14), (3, 21), (4, 23) </End>.


(b) Stage 2

 You are a complex counting expert. The given input image exist numerous human heads and are divided into four areas named {1, 2, 3, 4} by irregular lines. In this task, you need to correctly count the number of human heads in each area. Before making decision for each area, you can think, plan, and even reflect step by step, and then output your final judgement. The output decision format at each step should be <Begin> (x, y); </End>, where x denotes the area name (1, 2, 3, or 4) and y refers to head number. In addition, to assist you in making the final correct judgement, we will provide the intermediate visual state image after you make each decision. In the provided intermediate visual state image, the faces within specific areas are correctly removed by bounding box masks, which can help you verify the correctness of your previous judgment as well as offer a foundation for executing subsequent judgments. *Note that you must make the final judgment only after we input at least one intermedicate visual state image.* The final output format should be <Begin> (1, x), (2, x), (3, x), (4, x) </End>. For example, <Begin> (1, 10), (2, 14), (3, 21), (4, 23) </End>.


 The output decision format at each step should be <Begin> (x, y); </End>, where x denotes the area name (1, 2, 3, or 4) and y refers to head number. In the provided intermediate visual state image, the faces within specific areas are correctly removed by bounding box masks, which can help you verify the correctness of your previous judgment as well as offer a foundation for executing subsequent judgments.

(c) Stage 3


Figure 10: The overall illustrations of three-stage prompts for complex counting task.

 You are a maze navigation expert. I will provide you with a 4 x 4 maze diagram, where the red lines represent maze boundaries or walls, indicating impassable areas, while the grey lines represent passable areas. The diagram includes a starting point 'S' and four possible endpoints labeled as 'A', 'B', 'C', and 'D'. In this maze, you can only move once at each step, and you can only go left, right, up, or down. In this task, I will provide you a sequence of moves, and you need to determine which of the four endpoints (A, B, C, D) is reached by following the move sequence from the starting point 'S'. **Please make sure that after executing the move at each step, you should envision your current position in the maze and update your internal intermediate visual state, rather than remaining in the initial input visual state.** The sequence I am providing is: {Go Left, Go Down, Go Right, Go Down, Go Down}. You only need to respond with the correct endpoint.

(a) Stage 1


 You are a maze navigation expert. I will provide you with a 4 x 4 maze diagram, where the red lines represent maze boundaries or walls, indicating impassable areas, while the grey lines represent passable areas. The diagram includes a starting point 'S' and an ending point 'E'. In this maze, you can only move once at each step, and you can only go left, right, up, or down. In this task, you should carry out your own navigation planning and provide me with a final sequence of moves that can successfully reach the endpoint 'E' from the starting point 'S'. **Please make sure that after executing the move at each step, you should envision your current position in the maze and update your internal intermediate visual state,** rather than remaining in the initial input visual state. You only need to reply with the final sequence of moves using the format <Begin>Go XX, ..., Go XX</End>, where XX can only be selected from Left, Right, Up, Down.

(b) Stage 2


 You are a maze navigation expert. I will provide you with a 4 x 4 maze diagram, where the red lines represent maze boundaries or walls, indicating impassable areas, while the dark grey lines represent passable areas. The diagram includes a starting point 'S' and an ending point 'E'. In this maze, you can only move once at each step, and you can only go left, right, up, or down. In this task, you should carry out your own navigation planning and provide me with a final sequence of moves that can successfully reach the endpoint 'E' from the starting point 'S'. **Please make sure that after executing the move at each step, you should envision your current position in the maze and update your internal intermediate visual state,** rather than remaining in the initial input visual state. Moreover, to assist you in making better judgments, I will provide you with the intermediate maze state diagram obtained after each move is executed. For each step, please reply with only one specific move using the format <Begin>Go XX</End>, where XX can only be selected from Left, Right, Up, Down.

(c) Stage 3


Figure 11: The overall illustrations of the Level-2 prompts in IPII strategy for maze navigation task.

 You are a maze navigation expert. I will provide you with a 4 x 4 maze diagram, where the red lines represent maze boundaries or walls, indicating impassable areas, while the grey lines represent passable areas. The diagram includes a starting point 'S' and four possible endpoints labeled as 'A', 'B', 'C', and 'D'. The coordinates of 'S', 'A', 'B', 'C', and 'D' are (Sx, Sy), (Ax, Ay), (Bx, By), (Cx, Cy), and (Dx, Dy), where the first value represents the row index (0-3) and the second value represents the column index (0-3). In this maze, you can only move once at each step, and you can only go left, right, up, or down. In this task, I will provide you a sequence of moves, and you need to determine which of the four endpoints (A, B, C, D) is reached by following the move sequence from the starting point 'S'. Please make sure that after executing the move at each step, you should envision your current position in the maze and update your internal intermediate visual state, rather than remaining in the initial input visual state. The sequence I am providing is: {Go Left, Go Down, Go Right, Go Down, Go Down}. You only need to respond with the correct endpoint.

(a) Stage 1

 You are a maze navigation expert. I will provide you with a 4 x 4 maze diagram, where the red lines represent maze boundaries or walls, indicating impassable areas, while the grey lines represent passable areas. The diagram includes a starting point 'S' and an ending point 'E'. The coordinates of 'S' and 'E' are (Sx, Sy) and (Ex, Ey), where the first value represents the row index (0-3) and the second value represents the column index (0-3). In this maze, you can only move once at each step, and you can only go left, right, up, or down. In this task, you should carry out your own navigation planning and provide me with a final sequence of moves that can successfully reach the endpoint 'E' from the starting point 'S'. Please make sure that after executing the move at each step, you should envision your current position in the maze and update your internal intermediate visual state, rather than remaining in the initial input visual state. You only need to reply with the final sequence of moves using the format <Begin>Go XX, ..., Go XX</End>, where XX can only be selected from Left, Right, Up, Down.

(b) Stage 2

 You are a maze navigation expert. I will provide you with a 4 x 4 maze diagram, where the red lines represent maze boundaries or walls, indicating impassable areas, while the dark grey lines represent passable areas. The diagram includes a starting point 'S' and an ending point 'E'. The coordinates of 'S' and 'E' are (Sx, Sy) and (Ex, Ey), where the first value represents the row index (0-3) and the second value represents the column index (0-3). In this maze, you can only move once at each step, and you can only go left, right, up, or down. In this task, you should carry out your own navigation planning and provide me with a final sequence of moves that can successfully reach the endpoint 'E' from the starting point 'S'. Please make sure that after executing the move at each step, you should envision your current position in the maze and update your internal intermediate visual state, rather than remaining in the initial input visual state. Moreover, to assist you in making better judgments, I will provide you with the intermediate maze state diagram obtained after each move is executed. For each step, please reply with only one specific move using the format <Begin>Go XX</End>, where XX can only be selected from Left, Right, Up, Down.

(c) Stage 3

Figure 12: The overall illustrations of the Level-3 prompts in IPII strategy for maze navigation task.

NeurIPS Paper Checklist

1. Claims

Question: Do the main claims made in the abstract and introduction accurately reflect the paper's contributions and scope?

Answer: [\[Yes\]](#)

Justification: We have clearly stated our contributions in both **Abstract** and **Introduction** sections, including the proposal of a new benchmark denoted ViC-Bench and the new evaluation suite.

Guidelines:

- The answer NA means that the abstract and introduction do not include the claims made in the paper.
- The abstract and/or introduction should clearly state the claims made, including the contributions made in the paper and important assumptions and limitations. A No or NA answer to this question will not be perceived well by the reviewers.
- The claims made should match theoretical and experimental results, and reflect how much the results can be expected to generalize to other settings.
- It is fine to include aspirational goals as motivation as long as it is clear that these goals are not attained by the paper.

2. Limitations

Question: Does the paper discuss the limitations of the work performed by the authors?

Answer: [\[Yes\]](#)

Justification: The limitations of our work are discussed as thoroughly as possible in Sec. 6.

Guidelines:

- The answer NA means that the paper has no limitation while the answer No means that the paper has limitations, but those are not discussed in the paper.
- The authors are encouraged to create a separate "Limitations" section in their paper.
- The paper should point out any strong assumptions and how robust the results are to violations of these assumptions (e.g., independence assumptions, noiseless settings, model well-specification, asymptotic approximations only holding locally). The authors should reflect on how these assumptions might be violated in practice and what the implications would be.
- The authors should reflect on the scope of the claims made, e.g., if the approach was only tested on a few datasets or with a few runs. In general, empirical results often depend on implicit assumptions, which should be articulated.
- The authors should reflect on the factors that influence the performance of the approach. For example, a facial recognition algorithm may perform poorly when image resolution is low or images are taken in low lighting. Or a speech-to-text system might not be used reliably to provide closed captions for online lectures because it fails to handle technical jargon.
- The authors should discuss the computational efficiency of the proposed algorithms and how they scale with dataset size.
- If applicable, the authors should discuss possible limitations of their approach to address problems of privacy and fairness.
- While the authors might fear that complete honesty about limitations might be used by reviewers as grounds for rejection, a worse outcome might be that reviewers discover limitations that aren't acknowledged in the paper. The authors should use their best judgment and recognize that individual actions in favor of transparency play an important role in developing norms that preserve the integrity of the community. Reviewers will be specifically instructed to not penalize honesty concerning limitations.

3. Theory assumptions and proofs

Question: For each theoretical result, does the paper provide the full set of assumptions and a complete (and correct) proof?

Answer: [\[Yes\]](#)

Justification: We conduct detailed evaluations with our introduced ViC-Bench and presents extensive experimental results. We also perform ablation prompting studies to validate the effectiveness of our theoretical findings.

Guidelines:

- The answer NA means that the paper does not include theoretical results.
- All the theorems, formulas, and proofs in the paper should be numbered and cross-referenced.
- All assumptions should be clearly stated or referenced in the statement of any theorems.
- The proofs can either appear in the main paper or the supplemental material, but if they appear in the supplemental material, the authors are encouraged to provide a short proof sketch to provide intuition.
- Inversely, any informal proof provided in the core of the paper should be complemented by formal proofs provided in appendix or supplemental material.
- Theorems and Lemmas that the proof relies upon should be properly referenced.

4. **Experimental result reproducibility**

Question: Does the paper fully disclose all the information needed to reproduce the main experimental results of the paper to the extent that it affects the main claims and/or conclusions of the paper (regardless of whether the code and data are provided or not)?

Answer: [\[Yes\]](#)

Justification: We have provided a clear description of the specific details of our benchmark construction and three-stage evaluation suite. Besides, we will make our benchmark and evaluation code publicly available for the reproducibility.

Guidelines:

- The answer NA means that the paper does not include experiments.
- If the paper includes experiments, a No answer to this question will not be perceived well by the reviewers: Making the paper reproducible is important, regardless of whether the code and data are provided or not.
- If the contribution is a dataset and/or model, the authors should describe the steps taken to make their results reproducible or verifiable.
- Depending on the contribution, reproducibility can be accomplished in various ways. For example, if the contribution is a novel architecture, describing the architecture fully might suffice, or if the contribution is a specific model and empirical evaluation, it may be necessary to either make it possible for others to replicate the model with the same dataset, or provide access to the model. In general, releasing code and data is often one good way to accomplish this, but reproducibility can also be provided via detailed instructions for how to replicate the results, access to a hosted model (e.g., in the case of a large language model), releasing of a model checkpoint, or other means that are appropriate to the research performed.
- While NeurIPS does not require releasing code, the conference does require all submissions to provide some reasonable avenue for reproducibility, which may depend on the nature of the contribution. For example
 - (a) If the contribution is primarily a new algorithm, the paper should make it clear how to reproduce that algorithm.
 - (b) If the contribution is primarily a new model architecture, the paper should describe the architecture clearly and fully.
 - (c) If the contribution is a new model (e.g., a large language model), then there should either be a way to access this model for reproducing the results or a way to reproduce the model (e.g., with an open-source dataset or instructions for how to construct the dataset).
 - (d) We recognize that reproducibility may be tricky in some cases, in which case authors are welcome to describe the particular way they provide for reproducibility. In the case of closed-source models, it may be that access to the model is limited in some way (e.g., to registered users), but it should be possible for other researchers to have some path to reproducing or verifying the results.

5. Open access to data and code

Question: Does the paper provide open access to the data and code, with sufficient instructions to faithfully reproduce the main experimental results, as described in supplemental material?

Answer: [Yes]

Justification: During review, we have provided our data and related code with reviewers and chairs. Moreover, we will make data and code publicly open after the paper decision.

Guidelines:

- The answer NA means that paper does not include experiments requiring code.
- Please see the NeurIPS code and data submission guidelines (<https://nips.cc/public/guides/CodeSubmissionPolicy>) for more details.
- While we encourage the release of code and data, we understand that this might not be possible, so “No” is an acceptable answer. Papers cannot be rejected simply for not including code, unless this is central to the contribution (e.g., for a new open-source benchmark).
- The instructions should contain the exact command and environment needed to run to reproduce the results. See the NeurIPS code and data submission guidelines (<https://nips.cc/public/guides/CodeSubmissionPolicy>) for more details.
- The authors should provide instructions on data access and preparation, including how to access the raw data, preprocessed data, intermediate data, and generated data, etc.
- The authors should provide scripts to reproduce all experimental results for the new proposed method and baselines. If only a subset of experiments are reproducible, they should state which ones are omitted from the script and why.
- At submission time, to preserve anonymity, the authors should release anonymized versions (if applicable).
- Providing as much information as possible in supplemental material (appended to the paper) is recommended, but including URLs to data and code is permitted.

6. Experimental setting/details

Question: Does the paper specify all the training and test details (e.g., data splits, hyper-parameters, how they were chosen, type of optimizer, etc.) necessary to understand the results?

Answer: [Yes]

Justification: We specify all the implementation details in Sec. 5.1.

Guidelines:

- The answer NA means that the paper does not include experiments.
- The experimental setting should be presented in the core of the paper to a level of detail that is necessary to appreciate the results and make sense of them.
- The full details can be provided either with the code, in appendix, or as supplemental material.

7. Experiment statistical significance

Question: Does the paper report error bars suitably and correctly defined or other appropriate information about the statistical significance of the experiments?

Answer: [NA]

Justification: We do not conduct any experiment on the statistical significance.

Guidelines:

- The answer NA means that the paper does not include experiments.
- The authors should answer "Yes" if the results are accompanied by error bars, confidence intervals, or statistical significance tests, at least for the experiments that support the main claims of the paper.
- The factors of variability that the error bars are capturing should be clearly stated (for example, train/test split, initialization, random drawing of some parameter, or overall run with given experimental conditions).

- The method for calculating the error bars should be explained (closed form formula, call to a library function, bootstrap, etc.)
- The assumptions made should be given (e.g., Normally distributed errors).
- It should be clear whether the error bar is the standard deviation or the standard error of the mean.
- It is OK to report 1-sigma error bars, but one should state it. The authors should preferably report a 2-sigma error bar than state that they have a 96% CI, if the hypothesis of Normality of errors is not verified.
- For asymmetric distributions, the authors should be careful not to show in tables or figures symmetric error bars that would yield results that are out of range (e.g. negative error rates).
- If error bars are reported in tables or plots, The authors should explain in the text how they were calculated and reference the corresponding figures or tables in the text.

8. Experiments compute resources

Question: For each experiment, does the paper provide sufficient information on the computer resources (type of compute workers, memory, time of execution) needed to reproduce the experiments?

Answer: [Yes]

Justification: The details of our experiments compute resources are described in Sec. 5.1.

Guidelines:

- The answer NA means that the paper does not include experiments.
- The paper should indicate the type of compute workers CPU or GPU, internal cluster, or cloud provider, including relevant memory and storage.
- The paper should provide the amount of compute required for each of the individual experimental runs as well as estimate the total compute.
- The paper should disclose whether the full research project required more compute than the experiments reported in the paper (e.g., preliminary or failed experiments that didn't make it into the paper).

9. Code of ethics

Question: Does the research conducted in the paper conform, in every respect, with the NeurIPS Code of Ethics <https://neurips.cc/public/EthicsGuidelines>?

Answer: [Yes]

Justification: : Our constructed benchmark incorporates the ethical considerations, as explicitly stated in the paper.

Guidelines:

- The answer NA means that the authors have not reviewed the NeurIPS Code of Ethics.
- If the authors answer No, they should explain the special circumstances that require a deviation from the Code of Ethics.
- The authors should make sure to preserve anonymity (e.g., if there is a special consideration due to laws or regulations in their jurisdiction).

10. Broader impacts

Question: Does the paper discuss both potential positive societal impacts and negative societal impacts of the work performed?

Answer: [Yes]

Justification: In Sec. **Introduction** and **Conclusion**, we have discussed the potential scenarios of our established benchmark in the research community of MLLMs.

Guidelines:

- The answer NA means that there is no societal impact of the work performed.
- If the authors answer NA or No, they should explain why their work has no societal impact or why the paper does not address societal impact.

- Examples of negative societal impacts include potential malicious or unintended uses (e.g., disinformation, generating fake profiles, surveillance), fairness considerations (e.g., deployment of technologies that could make decisions that unfairly impact specific groups), privacy considerations, and security considerations.
- The conference expects that many papers will be foundational research and not tied to particular applications, let alone deployments. However, if there is a direct path to any negative applications, the authors should point it out. For example, it is legitimate to point out that an improvement in the quality of generative models could be used to generate deepfakes for disinformation. On the other hand, it is not needed to point out that a generic algorithm for optimizing neural networks could enable people to train models that generate Deepfakes faster.
- The authors should consider possible harms that could arise when the technology is being used as intended and functioning correctly, harms that could arise when the technology is being used as intended but gives incorrect results, and harms following from (intentional or unintentional) misuse of the technology.
- If there are negative societal impacts, the authors could also discuss possible mitigation strategies (e.g., gated release of models, providing defenses in addition to attacks, mechanisms for monitoring misuse, mechanisms to monitor how a system learns from feedback over time, improving the efficiency and accessibility of ML).

11. Safeguards

Question: Does the paper describe safeguards that have been put in place for responsible release of data or models that have a high risk for misuse (e.g., pretrained language models, image generators, or scraped datasets)?

Answer: [\[Yes\]](#)

Justification: Considering the potential for malicious use of our proposed ViC-Bench, we have included user guidelines for ViC-Bench in the Appendix.

Guidelines:

- The answer NA means that the paper poses no such risks.
- Released models that have a high risk for misuse or dual-use should be released with necessary safeguards to allow for controlled use of the model, for example by requiring that users adhere to usage guidelines or restrictions to access the model or implementing safety filters.
- Datasets that have been scraped from the Internet could pose safety risks. The authors should describe how they avoided releasing unsafe images.
- We recognize that providing effective safeguards is challenging, and many papers do not require this, but we encourage authors to take this into account and make a best faith effort.

12. Licenses for existing assets

Question: Are the creators or original owners of assets (e.g., code, data, models), used in the paper, properly credited and are the license and terms of use explicitly mentioned and properly respected?

Answer: [\[Yes\]](#)

Justification: We have endeavored to include URLs wherever possible for referenced content, and proper acknowledgment has been given to the creators of the assets used in this paper.

Guidelines:

- The answer NA means that the paper does not use existing assets.
- The authors should cite the original paper that produced the code package or dataset.
- The authors should state which version of the asset is used and, if possible, include a URL.
- The name of the license (e.g., CC-BY 4.0) should be included for each asset.
- For scraped data from a particular source (e.g., website), the copyright and terms of service of that source should be provided.

- If assets are released, the license, copyright information, and terms of use in the package should be provided. For popular datasets, paperswithcode.com/datasets has curated licenses for some datasets. Their licensing guide can help determine the license of a dataset.
- For existing datasets that are re-packaged, both the original license and the license of the derived asset (if it has changed) should be provided.
- If this information is not available online, the authors are encouraged to reach out to the asset's creators.

13. **New assets**

Question: Are new assets introduced in the paper well documented and is the documentation provided alongside the assets?

Answer: [NA]

Justification: The paper does not release new assets.

Guidelines:

- The answer NA means that the paper does not release new assets.
- Researchers should communicate the details of the dataset/code/model as part of their submissions via structured templates. This includes details about training, license, limitations, etc.
- The paper should discuss whether and how consent was obtained from people whose asset is used.
- At submission time, remember to anonymize your assets (if applicable). You can either create an anonymized URL or include an anonymized zip file.

14. **Crowdsourcing and research with human subjects**

Question: For crowdsourcing experiments and research with human subjects, does the paper include the full text of instructions given to participants and screenshots, if applicable, as well as details about compensation (if any)?

Answer: [NA]

Justification: The paper does not involve crowdsourcing nor research with human subjects.

Guidelines:

- The answer NA means that the paper does not involve crowdsourcing nor research with human subjects.
- Including this information in the supplemental material is fine, but if the main contribution of the paper involves human subjects, then as much detail as possible should be included in the main paper.
- According to the NeurIPS Code of Ethics, workers involved in data collection, curation, or other labor should be paid at least the minimum wage in the country of the data collector.

15. **Institutional review board (IRB) approvals or equivalent for research with human subjects**

Question: Does the paper describe potential risks incurred by study participants, whether such risks were disclosed to the subjects, and whether Institutional Review Board (IRB) approvals (or an equivalent approval/review based on the requirements of your country or institution) were obtained?

Answer: [NA]

Justification: The paper does not involve crowdsourcing nor research with human subjects.

Guidelines:

- The answer NA means that the paper does not involve crowdsourcing nor research with human subjects.
- Depending on the country in which research is conducted, IRB approval (or equivalent) may be required for any human subjects research. If you obtained IRB approval, you should clearly state this in the paper.

- We recognize that the procedures for this may vary significantly between institutions and locations, and we expect authors to adhere to the NeurIPS Code of Ethics and the guidelines for their institution.
- For initial submissions, do not include any information that would break anonymity (if applicable), such as the institution conducting the review.

16. **Declaration of LLM usage**

Question: Does the paper describe the usage of LLMs if it is an important, original, or non-standard component of the core methods in this research? Note that if the LLM is used only for writing, editing, or formatting purposes and does not impact the core methodology, scientific rigor, or originality of the research, declaration is not required.

Answer: [\[Yes\]](#)

Justification: Throughout this paper, we have offered the detailed descriptions of the use of MLLMs or LLMs.

Guidelines:

- The answer NA means that the core method development in this research does not involve LLMs as any important, original, or non-standard components.
- Please refer to our LLM policy (<https://neurips.cc/Conferences/2025/LLM>) for what should or should not be described.