
A Personalized Conversational Benchmark: Towards Simulating Personalized Conversations

Shawn Li¹, Peilin Cai¹, Ryan A. Rossi², Franck Dernoncourt², Branislav Kveton²,
Junda Wu³, Tong Yu², Linxin Song¹, Tiankai Yang¹, Yuehan Qin¹, Nesreen K. Ahmed⁴,
Samyadeep Basu⁵, Subhojyoti Mukherjee², Ruiyi Zhang², Zhengmian Hu², Bo Ni⁶,
Yuxiao Zhou⁷, Zichao Wang², Yue Huang⁸, Yu Wang⁹, Xiangliang Zhang⁸,
Philip S. Yu¹⁰, Xiyang Hu¹¹, Yue Zhao¹

¹University of Southern California, ²Adobe Research, ³University of California, San Diego

⁴Intel AI Research, ⁵University of Maryland, College Park, ⁶Vanderbilt University

⁷Virginia Polytechnic Institute and State University, ⁸University of Notre Dame

⁹University of Oregon, ¹⁰University of Illinois Chicago, ¹¹Arizona State University

Abstract

We present PERSONACONVBENCH, a large-scale benchmark for evaluating personalized reasoning and generation in multi-turn conversations with large language models (LLMs). Unlike existing work that focuses on personalization or conversational structure in isolation, PERSONACONVBENCH tightly integrates both, offering three core tasks: sentence classification, impact regression, and user-centric text generation, covering 10 diverse Reddit-based domains. This design enables systematic analysis of how personalized conversational context can shape LLM outputs in realistic, multi-user conversational scenarios. We systematically benchmark several commercial and open-source LLMs under a unified prompting setup, and observe that incorporating personalized conversational history yields substantial performance boosts—e.g., achieving a 198% relative gain over the best non-conversational baseline in sentiment classification. By releasing PERSONACONVBENCH with comprehensive evaluations and codes, we aim to facilitate research on LLMs that can adapt to individuals’ conversational styles, track long-term context, and generate more contextually rich and engaging responses.

Benchmark: huggingface.co/datasets/PERSONABench/PERSONA-Bench

Codes: github.com/PERSONA-bench/PERSONA

1 Introduction

Personalization is crucial for developing language models that can learn and adapt to individual users’ unique preferences, communication styles, and interaction histories, ultimately generating more tailored and effective outputs [43, 40]. Recent works, such as LaMP [35], LongLaMP [20], and PGraphRAG [5], provide benchmarks focused on single-turn or long-form generation tasks using user-specific data, serving as valuable testbeds for modeling user behavior in dynamic contexts. Given the conversational nature of various applications, including social platforms, virtual assistants, customer support, and collaborative tools, multi-turn exchanges with evolving context and intent provide an ideal setting for investigating personalization, as they mirror real-world interactions that require language models to adapt and respond accordingly.

Prior personalization work mostly treats each user utterance as *independent*, e.g., LaMP leverages the set of all reviews written by a user and then uses all these reviews to generate a personalized title for a new review [35]. Conversely, most multi-turn conversation work focuses on modeling interaction structure or dialogue coherence while remaining largely user-agnostic. To date, there is no benchmark

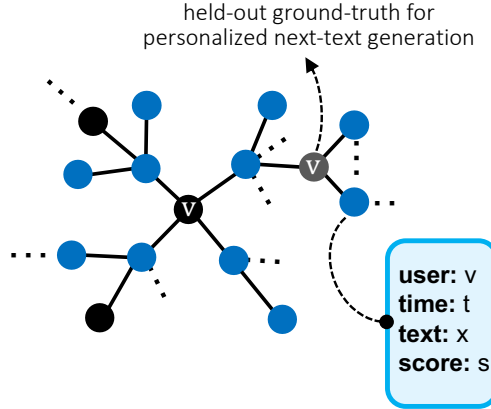


Figure 1: Illustration of the personalized conversational setting in PERSONACONVBENCH. The center black node represents a user v who initiates a post, leading to multiple conversational trajectories as other users respond. Over time, user v replies to some of these users, forming deeper branches in the graph. For each reply made by user v , we can construct a prediction task—either classifying the response’s sentiment, forecasting its community score, or generating the response text—based on the earlier parts of the same trajectory and additional user-specific history. These tasks rely on realistic multi-user, multi-turn settings with graph-structured conversational data. Each message is annotated with username v , timestamp t , message content x , and feedback score s , supporting fine-grained personalization across all task types.

that jointly captures the challenges of personalization and multi-turn conversational structure. We defer the detailed discussion of current works to Appendix A.

Our Proposal. We address this gap by introducing PERSONACONVBENCH, the *first* personalized conversational benchmark for multi-turn conversations. PERSONACONVBENCH covers 10 diverse domains and includes 19,215 posts encompassing over 111,239 conversations from 3,878 users, as detailed in Table 1 and Table 2. Within each domain, we instantiate three canonical evaluation paradigms—classification, regression, and conversational text generation—yielding a total of $10 \times 3 = 30$ distinct dataset configurations that jointly capture broad domain and task diversity. Our benchmark provides a basis for both researchers and practitioners to study and develop techniques for a variety of new tasks and settings that our benchmark gives rise to. Additionally, recent advances in large language models (LLMs) show the importance of evaluating how these powerful generative models incorporate user-specific context in multi-turn dialogue [41]. Unlike prior benchmarks restricted to dyadic (user-agent) dialogues, our setup captures complex, multi-user interactions that arise naturally in online forums. Each conversation is represented as a graph of user utterances, as illustrated in Figure 1, where user-specific response trajectories can be extracted for training and evaluation. This design enables rigorous analysis of how personalized context and user history influence language models’ outputs under realistic multi-turn conditions.

Main Findings. Our experiments demonstrate the effectiveness of our personalized conversational benchmark. Notably, we find that by carefully leveraging a set of user-specific conversations, we can better personalize the generations and responses of these large models, leading to significant performance gains across all 3 tasks and 10 diverse domains. In particular, we observe a *198% improvement in classification*, an *11.5% gain in regression*, and a *35.1% gain in conversational text generation* compared to baselines that do not incorporate personalized multi-turn data.

The key contributions of this work are as follows:

- **Problem Formulation:** We formulate the problem of personalized conversation generation, and investigate a few different personalized conversational tasks, including classification, regression, and a more advanced generation task.
- **Benchmark:** We propose a novel benchmark for personalized conversational tasks that include a few different fundamental tasks including classification, regression, and conversational generation, and for each of these personalized conversational tasks, we investigate a highly diverse set of domains, notably, we focus on ten diverse domains for each personalized conversational task (*i.e.*, classification, regression, and generation).

Conversational Domain	Conversation Style	Conversational Engagement	Conversation Purpose	User Interactivity
Worldnews	FORMAL	Debate-Driven	Education	Low
Science		Debate-Driven	Education	Medium
Politics		Debate-Driven	Education	Low
Technology		Information Sharing	Education	Medium
Gaming	CASUAL	Community-Based	Entertainment	High
Life		Community-Based	Socializing	Medium
Movies		Opinion-Based	Entertainment	Medium
Books		Opinion-Based	Entertainment	High
Entrepreneur	MOTIVATIONAL	Supportive	Advice/Support	High
Art	CREATIVE	Community-Based	Entertainment	Medium

Table 1: Ours includes diverse conversational data from a wide range of domains, conversation styles, engagement styles, interaction styles, conversational purpose, and user interactivity levels.

- **Effectiveness:** We conduct extensive experiments on our large-scale personalized conversational benchmark with various LLMs, consisting of 3 tasks (classification, regression, and generation), across 10 diverse domains (e.g., different conversational styles, engagement patterns, level of interactivity, etc), and a wide variety of metrics (e.g., for personalized conversational generation, we show ROUGE [26], METEOR [6], BLEU [31], SBERT similarity [34]).
- **Open-Source Platform:** We release all data and code, enabling reproducibility and accessibility, and encouraging further research into user-adaptive conversational AI.

2 Personalized Conversational Benchmark: Setup and Tasks

Problem Formulation. We define a benchmark that centers on *personalized conversational understanding and generation*, where a model must produce outputs y that are contextually relevant yet also tailored to a particular user’s style and history. Let $\mathcal{U} = \{u_1, \dots, u_N\}$ be a set of users, each with a *user trajectory set* \mathcal{C}_u that captures all multi-turn conversational trajectories in which user u participates. Formally, for a dataset $\mathcal{T} = \{(f_1, y_1, \mathcal{C}_{u_1}), \dots, (f_M, y_M, \mathcal{C}_{u_M})\}$, the goal is to leverage both the input f (e.g., a partial conversation) and \mathcal{C}_u to produce an output \hat{y} that closely matches the ground truth y . This requires reasoning not only about the immediate context f but also about the user u ’s intent, communication style, and prior behavior in \mathcal{C}_u .

Benchmark Overview. Based on this formulation, we develop a benchmark to assess whether *LLMs* can generate personalized outputs y given conversation prompts x and user-specific histories \mathcal{C}_u . We draw data from 10 distinct conversational domains and pose three core tasks: (i) *Conversational Sentiment Classification*: A binary classification task to predict the sentiment polarity (positive/negative) of a user’s reply within context. (ii) *Personalized Conversational Impact Forecasting*: A regression task to predict the community feedback score (e.g., upvotes) of a user’s message. (iii) *Personalized Follow-up Conversational Text Generation*: A generative task that produces user-specific, context-appropriate responses in multi-turn interactions. Following prior work (e.g., Ruddit [18], RedCaps [16], REALM [12]), we extract user-authored messages and structural metadata such as reply chains, timestamps, and post scores to build user-centric conversational trajectories. Data was collected in compliance with platform terms and is intended strictly for non-commercial research use. We provide more details of the benchmark in Appendix C.

2.1 Core Definitions and Structures

To support our three tasks in a clear formalism, we define four key components: the *message representation*, the *conversational graph*, the notion of a *conversational trajectory*, and the user’s *trajectory set*. These structures unify the benchmark’s multi-turn, multi-user setting and enable consistent evaluation across all tasks.

Message Representation. Each conversational unit is a *message* $m = (v, x, s, t)$, where $v \in \mathcal{U}$ is the author of the message, $x \in \mathcal{X}$ is the message content, $s \in \mathbb{R}$ is a numerical score indicating community feedback (e.g., upvotes), and $t \in \mathbb{R}^+$ is the timestamp. This tuple captures both the content and metadata necessary for personalization. For instance, s allows us to derive sentiment (Sec. 2.2.1), while t enforces a chronological ordering for multi-turn scenarios.

Domain	Posts	User	Conversation		CtxLen		Depth	Width	UsrInt
			Avg.	Tot.	Avg.	Med.	Avg.	Avg.	Avg.
Art	1 008	191	5.07	5 113	210.64	109	6.15	5.87	7.67
Books	824	184	6.96	5 735	166.94	103	5.63	7.57	9.14
Entrepreneur	1 420	282	6.37	9 048	188.79	112	6.03	7.14	9.37
Gaming	2 862	591	7.16	20 481	125.86	74	5.78	7.76	9.66
Life	3 654	616	6.30	23 011	122.55	70	5.47	6.86	8.57
Movies	3 169	571	6.24	19 782	144.04	87	5.71	6.88	8.47
Politics	2 369	355	4.09	9 693	199.36	108	5.99	5.37	6.26
Science	828	186	5.14	4 260	181.17	105	5.95	5.84	7.42
Technology	2 007	393	4.74	9 505	188.38	104	6.01	5.52	7.06
Worldnews	1 074	209	4.29	4 611	177.25	100	6.04	5.17	6.45

Table 2: Domain-wise dataset statistics. All average values are computed per post. **Conversation** refers to the number of conversational trees, **CtxLen** denotes the total context length of all responses under a post, **Depth** and **Width** represent the depth and maximum width of the conversation, respectively, and **UsrInt** indicates how many times the original poster replied within their own post.

Conversational Graph. We represent the conversation space as a directed temporal graph $\mathcal{G} = (\mathcal{V}, \mathcal{E})$, where each node $m \in \mathcal{V}$ corresponds to a message $m = (v, x, s, t)$ as defined above. Each directed edge $(m_i, m_j) \in \mathcal{E}$ indicates that message m_j is a reply to message m_i , authored by user v_j and replying to user v_i , with the constraint that $t_j > t_i$. Formally,

$$\mathcal{G} \subseteq (\mathcal{V}, \mathcal{E} = \{(m_i, m_j) \mid t_j > t_i, (v_i, v_j) \in \mathcal{U}^2\}).$$

This makes it straightforward to follow reply chains across multiple participants, identify branching discussions, and keep track of chronological order.

Conversational Trajectory. A *trajectory* $\mathbf{C} = (m_1, \dots, m_T)$ is a time-ordered path within \mathcal{G} , such that $(m_i, m_{i+1}) \in \mathcal{E}$ and $t_i < t_{i+1}$. It reflects a linear thread from an initial message to subsequent replies. This allow us to define context windows for tasks like follow-up generation (Sec. 2.2.3). We denote the set of all such conversational trajectories within the dataset as \mathcal{C} .

User Trajectory Set. For each user $u \in \mathcal{U}$, let $\mathcal{C}_u \subseteq \mathcal{C}$ denote all trajectories containing messages authored by u . This *user trajectory set* captures the user’s personal conversation history, enabling personalization in tasks such as impact forecasting or sentiment classification. When the model accesses \mathcal{C}_u , it can incorporate user-specific context to produce more tailored outputs.

2.2 Tasks

We introduce each task and provide detailed data construction procedures in Appendix C.1.

2.2.1 Task 1: Personalized Conversational Sentiment Classification

This task evaluates the ability of language models to predict the sentiment associated with a user’s message during a conversation, conditioned on the conversational trajectory and the user’s trajectory set. An example of this task is shown in Appendix Fig. Da.

Problem Setting. Let $m_\tau \in \mathbf{C}$ be a target message authored by user u (i.e., $v_\tau = u$). A binary sentiment label $y_\tau \in \{\text{positive}, \text{negative}\}$ is deterministically derived from its numerical score s_τ using a threshold θ , e.g., $y_\tau = \text{positive}$ if $s_\tau > \theta$. The input consists of the conversational context $\{m_t \in \mathbf{C} \mid t_t < t_\tau\}$ and the user trajectory set \mathcal{C}_u . We evaluate a prompt-based LLM on predicting y_τ , without training an explicit classifier. This setting focuses on testing the model’s in-context ability to capture personalized interaction dynamics.

2.2.2 Task 2: Personalized Conversational Impact Forecasting

This task aims to predict the numerical score s_τ of a user’s message based on prior conversation and user history, providing a finer-grained assessment than binary sentiment. An example of this task is shown in Appendix Fig. Db.

Problem Setting. Given a target message $m_\tau = (v_\tau, x_\tau, s_\tau, t_\tau) \in \mathbf{C}$, where $v_\tau = u$, and given the conversational context $\{m_t \in \mathbf{C} \mid t_t < t_\tau\}$ and the user trajectory set \mathcal{C}_u , the goal is to predict

the real-valued score $s_\tau \in \mathbb{R}$ using a prompt to elicit an estimate \hat{s}_τ . Model performance is evaluated using regression metrics such as Mean Absolute Error (MAE). This task requires more granular personalization, as it demands estimating the strength of community reception.

2.2.3 Task 3: Personalized Follow-up Conversational Text Generation

This task focuses on generating a user’s likely next response within an ongoing conversation, conditioned on the preceding conversational trajectory and the user’s trajectory set. An example of this task is shown in Appendix Fig. Dc.

Problem Setting. Let $u \in \mathcal{U}$ be a user who participates in multi-turn discussions. For each conversational trajectory $\mathbf{C} = (m_1, \dots, m_T) \in \mathcal{C}$, we consider a target message $m_\tau \in \mathbf{C}$ authored by user u (i.e., $v_\tau = u$).

It predicts the textual content x_τ of this message, given all prior messages in the same trajectory:

$$\{m_t \in \mathbf{C} \mid t < t_\tau\}.$$

This conditioning captures the conversational flow leading up to the target message. Additionally, the user’s trajectory set $\mathcal{C}_u \subseteq \mathcal{C}$, constructed from past messages authored by u , is provided as a source of long-term personalization signals. This leads to the generation objective:

$$p(x_\tau \mid \{m_t \in \mathbf{C} \mid t < t_\tau\}, \mathcal{C}_u).$$

We define the set of held-out generation targets for user u as:

$$\mathcal{H}_u = \{m_\tau \mid \mathbf{C} \in \mathcal{C}_u, m_\tau \in \mathbf{C}, v_\tau = u\}.$$

Model performance is evaluated by comparing the generated text \hat{x}_τ with the ground-truth x_τ for all $m_\tau \in \mathcal{H}_u$.

2.3 Evaluation

We adopt a unified evaluation framework across all tasks, with task-specific metrics reported for classification, regression, and generation objectives. All evaluations are conducted under a temporally consistent setting that reflects real-world deployment constraints.

Temporal Setting. To simulate realistic inference scenarios, all test instances are selected based on timestamp order. For each target message $m_\tau \in \mathbf{C}$, only prior context is accessible to the model—specifically, the preceding messages in the same conversational trajectory, $\{m_t \in \mathbf{C} \mid t < t_\tau\}$, and the user’s historical trajectory set \mathcal{C}_u . The content of the target message m_τ is masked during evaluation. This setup ensures that model predictions are based solely on available past information, preserving temporal consistency and preventing any leakage from future content.

2.3.1 Classification Metrics

For the sentiment classification task, we evaluate performance using Accuracy, F1 score, and Matthews Correlation Coefficient (MCC) [13, 8, 14]. Accuracy measures the overall correctness of predictions, while F1 balances precision and recall. MCC provides a more robust assessment under class imbalance, which is essential in our setup where the ratio of positive to negative instances is approximately 1:6. Unlike Accuracy and F1, MCC considers all four entries in the confusion matrix and remains informative even when class distributions are highly skewed.

2.3.2 Regression Metrics

For regression tasks such as impact forecasting, we report both Root Mean Squared Error (RMSE) and Mean Absolute Error (MAE). RMSE reflects the square-root of the mean of squared errors, providing a magnitude-sensitive measure that penalizes larger deviations more heavily [10]. MAE complements this by computing the average absolute error, offering robustness to outliers [19]. The combination of these two metrics gives a more complete picture of prediction accuracy and stability across diverse input conditions.

2.3.3 Text Generation Metrics

For personalized text generation, we assess output quality using both lexical and semantic similarity metrics. Lexical fidelity is evaluated via ROUGE-1 [26], ROUGE-L [26], BLEU [31], and METEOR [6]. ROUGE-1 and BLEU quantify n -gram overlap, while ROUGE-L captures the longest common subsequence structure. METEOR incorporates additional linguistic features such as stemming and synonym matching. To assess semantic alignment beyond surface form, we include SBERT-based [34] cosine similarity between generated and ground-truth responses, providing a vector-based signal of meaning preservation. Together, these metrics ensure a comprehensive evaluation of both fluency and relevance in model-generated text.

3 Methodology: Prompting and Inference

We present a unified pipeline for evaluating LLMs on three *personalized* conversational tasks—sentiment classification, impact forecasting, and next-text generation (see Section 2.2 for details). Our pipeline consists of: (i) *Instance Construction*, where we identify test messages and relevant context for each user, (ii) *In-Context Prompt Construction*, where we build a user-specific prompt, and (iii) *LLM Inference*, where the model produces task-specific predictions.

3.1 Instance Construction

We begin by selecting *test instances* from the conversational graph $\mathcal{G} = (\mathcal{V}, \mathcal{E})$. Each user $u \in \mathcal{U}$ has a set \mathcal{H}_u of messages designated for evaluation. A message $m_\tau = (v_\tau, x_\tau, s_\tau, t_\tau)$ is considered a test instance if $v_\tau = u$ and belongs to some trajectory $\mathbf{C} \subseteq \mathcal{C}_u$.

Context and User History. For every test instance m_τ , we gather: $\{m_t \in \mathbf{C} \mid t_t < t_\tau\}$ as the *temporal context* (all messages preceding m_τ in the same trajectory). We also include the rest of the user’s data $\mathcal{C}_u \setminus \mathbf{C}$ to capture cross-trajectory patterns. Depending on the task:

- **Classification & Regression:** The text x_τ is revealed the model predicts sentiment y_τ or score s_τ .
- **Text Generation:** The text x_τ is hidden, and the model must generate it using only the conversation context and user’s additional history.

By structuring each test instance this way, we ensure the model has a realistic snapshot of the conversation plus relevant user-specific cues, without leaking future turns.

3.2 In-Context Prompt Formulation

To simulate in-context learning, we include a demonstration example within the prompt. This demonstration is sampled from a different trajectory in the same graph \mathcal{G} , containing earlier messages authored by the same user u . From the current trajectory that includes m_τ , we extract a prefix ending before the target message and pair it with the corresponding label or content, depending on the task.

Let $\phi(\cdot, \cdot)$ denote the prompt construction. The input prompt $P_{u,\tau}$ for message m_τ is defined as:

$$P_{u,\tau} = \phi(\{m_t \in \mathbf{C} \mid t_t < t_\tau\}, \mathbf{d}_u, \mathcal{C}_u \setminus \mathbf{C}),$$

where \mathbf{d}_u is the sampled demonstration and $\mathcal{C}_u \setminus \mathbf{C}$ provides user history outside the current trajectory. Prompt templates for each task are shown in Appendix D.

3.3 LLM Inference

Let \mathcal{M} denote the language model. Given the constructed prompt $P_{u,\tau}$, inference proceeds as follows: for sentiment classification, the model predicts $\hat{y}_\tau \in \{\text{positive}, \text{negative}\}$; for impact forecasting, the model predicts a scalar $\hat{s}_\tau \in \mathbb{R}$; and for next-text generation, the model generates $\hat{x}_\tau \in \mathcal{X}$.

Predictions $\hat{y}_\tau, \hat{s}_\tau, \hat{x}_\tau$ are evaluated against their corresponding ground-truth targets using metrics specified in Section 2.3.

4 Experiments

In this section, we present the experimental design and results for evaluating large language models on our proposed personalized conversational benchmark. We first describe the overall experimental

Task	Metric	PERFORMANCE METRICS (P-Conv (Ours) P-NonConv)									
		GPT-4.1		GPT-4o-mini		Claude-3.5		LLaMA3.3		DeepSeek-R1	
Person. Conv. Senti. Classif. (Sec. 2.2.1)	Accuracy ↑	0.9122	0.7862	0.6875	0.6562	0.9109	0.8192	0.8458	0.7305	0.8853	0.7092
	F1 ↑	0.9481	0.8720	0.7895	0.7640	0.9474	0.8908	0.8401	0.7495	0.8848	0.7362
	MCC ↑	0.6770	0.2266	0.2268	0.1870	0.6721	0.3666	0.4420	0.2333	0.6070	0.2586
Person. Conv. Impact Forec. (Sec. 2.2.2)	RMSE ↓	310.09	350.29	310.23	351.50	282.48	344.75	319.83	350.43	300.03	353.80
	MAE ↓	97.52	113.46	99.64	115.80	85.39	109.27	101.25	113.18	89.59	112.52
Person. Conv. Next-Text Gen. (Sec. 2.2.3)	ROUGE-1 ↑	0.2777	0.2248	0.2491	0.2121	0.2161	0.1645	0.2055	0.1540	0.1786	0.1359
	ROUGE-L ↑	0.2115	0.1565	0.1906	0.1470	0.1719	0.1130	0.1572	0.1009	0.1395	0.0911
	METEOR ↑	0.2677	0.2316	0.2120	0.2198	0.1913	0.1636	0.1838	0.1659	0.1649	0.1401
	BLEU ↑	0.0604	0.0206	0.0330	0.0170	0.0549	0.0123	0.0480	0.0089	0.0423	0.0083
	SBERT ↑	0.4757	0.4322	0.4381	0.3982	0.3942	0.3512	0.3733	0.3339	0.3699	0.3307

Table 3: Main results across the three personalized conversational benchmark tasks. Within each cell, the **Personalized Conversational (P-Conv, bolded, left)** is shown separated by a vertical line from the Personalized Non-Conversational performance (P-NonConv, right) for the respective models. Results are computed over the entire dataset, which consists of data from 10 domains. For results showing performances for each individual domain, please see Table G-P in Appendix. We report standard metrics for classification (Accuracy, F1, MCC), regression (RMSE, MAE), and text generation (ROUGE, METEOR, BLEU, SBERT).

setup, including the selection of models and prompting strategies. We then outline the design of baseline configurations, particularly focusing on how personalization and conversational context are controlled. Finally, we report the performance of various models in three core tasks: sentence classification, impact forecasting, and next-text generation, and provide detailed comparisons and analyses to highlight the effects of personalization and interaction history. Additional results, and case studies are provided in the Appendix E.

4.1 Experimental Setup

We conduct evaluations using a suite of state-of-the-art language models from both commercial and open-source sources. The commercial models include GPT-4.1 [30] and GPT-4o-mini [29] from OpenAI, as well as Claude-3.5-Sonnet [3] from Anthropic. The open-source models include LLaMA3.3-80B-instruct [17], an instruction-tuned variant of Meta’s LLaMA-3, and DeepSeek-R1 [15], a pretrained model released by DeepSeek AI, which we evaluate in inference-only mode.

All models are evaluated under a zero-shot setting without any task-specific fine-tuning or parameter updates (We also leave an optional fine-tuning extension to future work, shown in Appendix. C.3). Prompts are manually designed for each task following a unified in-context learning strategy described in Sec. 3.2, with consistent formatting across all models to ensure comparability. In classification and regression tasks, the model output is parsed to extract either a categorical label or a scalar value. For generation tasks, we employ greedy decoding with a predefined maximum length. The evaluation is performed on the entire set that spans 10 distinct conversational domains and the results are reported as sample-level averages. More experiment details are documented in Appendix. C.4.

4.1.1 Baselines

To demonstrate the effectiveness and utility of our benchmark, we investigate the following baselines:

Personalized Non-conversational (P-NonConv): This baseline ignores conversational context and does not incorporate any prior user interactions. For each target message m_τ , the input includes only the root post from the same trajectory—i.e., the first message authored by the user that initiated the conversation. In-context demonstrations are fixed across all test instances and are used solely to indicate the task format (e.g., input/output structure); they are not semantically related to the test instance. Despite the lack of conversational structure, this setting retains personalization through the use of user-authored content. It is conceptually similar to LaMP [35] or LongLaMP [20], depending on the generation length, as those models also operate without leveraging conversational context.

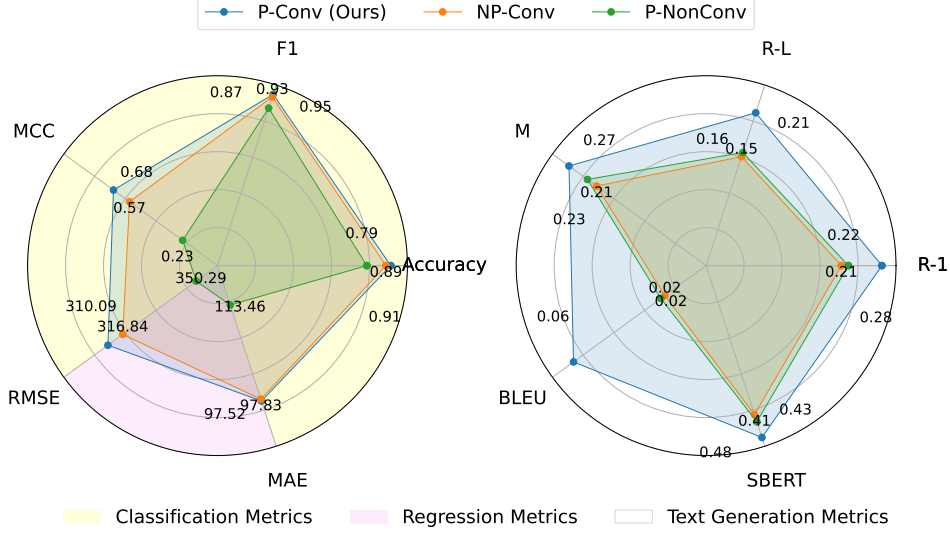


Figure 2: Performance of GPT-4.1 on our personalized conversation benchmark. Incorporating personalized conversational context significantly improves model performance across all tasks and evaluation metrics. Notably, the P-Conv variant consistently outperforms the non-personalized baselines (NP-Conv and P-NonConv) in classification, regression, and text generation metrics. Note: RMSE and MAE are normalized to $[0, 1]$ (higher is better), using the formulas: $RMSE_{scaled} = \frac{360 - RMSE}{70}$ and $MAE_{scaled} = \frac{120 - MAE}{30}$. For radar charts showing the performances of other models, please see Fig. E- H in Appendix.

Non-personalized Conversational (NP-Conv): This baseline includes conversational context, but without any personalization. For each target message m_τ , the in-context examples are constructed from all messages in a randomly sampled trajectory from the dataset, regardless of whether the target user u appears in it. This provides a full conversational thread as context, but entirely unrelated to the target instance. The purpose of this baseline is to isolate and assess the effect of general conversational structure, independent of user identity or history, serving as a contrast to personalized conversation-based prompts.

Experimental details of these two baselines are shared in the Appendix. C.4.

4.2 Results

Conversation history helps models understand more deeply and consistently perform better.

Experimental data clearly shows that for any task or model, adding previous conversational content improves the model’s performance (see the overall comparison in Tab. 3 and in Fig. 2). For example, in the task of sentiment classification, when the GPT-4.1 model can see the conversation history, its MCC metric jumps from 0.2266 to 0.6770 (data from Tab. 3). This continuous improvement shows that if user interactions are viewed as evolving processes rather than isolated Q&A, large language models can more accurately grasp user intent, track changing topics, and understand what was discussed previously. This ability to base understanding of the current situation on previous conversation content allows the model to move beyond simple text pattern matching to a more coherent interpretation of user needs.

Conversational History Enhances Understanding and Reasoning.

Experimental data clearly shows that incorporating conversational content consistently improves model performance across various tasks and models (see the overall comparison in Tab. 3). By viewing user interactions as evolving processes rather than isolated Q&A, large language models can more accurately grasp user intent, track changing topics, and understand the history of the discussion. This contextual grounding is particularly crucial for tasks requiring clear, step-by-step reasoning. For instance, in sentiment classification, access to conversation history allows models to better understand subtleties like sarcasm, evolving user opinions, or context-dependent emotional expressions, which are often ambiguous in single sentences. This is evidenced by GPT-4.1’s MCC metric jumping from 0.2266 to

0.6770 (data from Tab. 3) when conversation history is available. Similarly, for numerical prediction tasks like impact forecasting, prior turns provide essential reference points or baselines. For example, the Claude-3.5 model’s MAE metric dropped from 109.27 to 85.39 with access to conversational context (data from Tab. 3). Ultimately, this ability to leverage the preceding dialogue allows models to move beyond simple text pattern matching to a more coherent and fine-grained interpretation of user needs and task requirements.

The limits of forecasting tasks show that conversation content alone is sometimes not enough.

Although conversational information helps models perform better on prediction tasks (like impact forecasting), error rates are still not low (for instance, Tab. 3 shows Claude-3.5’s RMSE is still 282.48 even with conversation history). This indicates that these types of tasks are inherently complex. To estimate numerical feedback like community scores, it seems one must look beyond what’s said in the conversation to some hidden factors outside the conversation, such as gradual changes in community voting habits, user reputation, or broad topic trends that are not explicitly stated in the conversation. This finding highlights a point: even though conversation history is very useful, for tasks that require a deep understanding of external situations or group dynamics, its role may be limited without integrating additional information sources or broader knowledge.

Irrelevant conversation history can be harmful, highlighting the importance of personalization.

As shown in appendix Tab. E, if a model is given conversation history unrelated to the current user (NP-Conv), its performance can actually worsen, sometimes even falling below the baseline of having no conversation history but knowing the user (P-NonConv). For example, in the task of generating next text, when the Claude-3.5 model was given irrelevant conversation history (NP-Conv), its SBERT metric significantly dropped from 0.3512 (for the user-specific no-conversation mode, P-NonConv) to 0.2676. This clearly shows that just providing any conversation history is not helpful; the history must be relevant and specific to the current user. Confusing conversation history introduces noise and can potentially lead the model to misunderstand the user’s current meaning or the progress of the conversation. This strongly proves that truly effective conversational AI needs reliable methods to retrieve and use user-specific conversation history, making personalization a critical component, not an optional add-on.

In summary, when we allow models to incorporate personalized conversation history, we observe stable and significant improvements in performance. This underscores a central insight: treating user interactions as structured, temporally ordered processes—rather than isolated exchanges—is not only beneficial but essential for enhancing the capabilities of large language models. Even integrating basic prior messages and user history can yield measurable gains. These findings reaffirm our original motivation: personalized conversational modeling is both a necessary and practical direction for developing next-generation AI systems that are more intelligent, user-adaptive, and application-ready. This approach enables models to dynamically align with user behavior, making human–AI interactions more natural, relevant, and effective. We further discuss real-world applications that our benchmark supports in Appendix B.

5 Conclusion

We introduce PERSONACONVBENCH, the first benchmark for evaluating large language models on *personalized* conversational tasks involving classification, regression, and generative response. By incorporating both user history and conversational context, our setup better reflects the real-world need for models that adapt to individual user behaviors and discourse patterns. Empirical results show that leveraging personalized conversation histories yields notable performance gains across a broad range of tasks and domains. We hope this benchmark will support new research on user-centric dialogue modeling, ultimately leading to more context-aware and effective language technologies.

Limitations. Our benchmark draws from a specific set of online discussion domains, and some tasks may not generalize to highly specialized or low-resource settings. Also, we focus primarily on English data, leaving cross-lingual personalization and cultural adaptation for future exploration.

Impact Statement. Our publicly available dataset and framework offer a powerful resource for building more responsive and user-focused conversational applications. We believe this will support new innovations in areas such as virtual assistants, customer support, and collaborative platforms, ultimately improving how people interact with AI-driven systems in daily life.

References

- [1] Mahyar Abbasian, Iman Azimi, Amir M Rahmani, and Ramesh Jain. Conversational health agents: A personalized llm-powered agent framework. *arXiv preprint arXiv:2310.02374*, 2023.
- [2] Saleh Afzoon, Usman Naseem, Amin Beheshti, and Zahra Jamali. Persobench: Benchmarking personalized response generation in large language models, 2024.
- [3] anthropic. Claude 3.5 sonnet. <https://www.anthropic.com/news/claude-3-5-sonnet>, 2024. Accessed: 2024-06-20.
- [4] Dhananjay Ashok and Jonathan May. A little human data goes a long way. *arXiv preprint arXiv:2410.13098*, 2024.
- [5] Steven Au, Cameron J Dimacali, Ojasmitha Pedirappagari, Namyong Park, Franck Dernoncourt, Yu Wang, Nikos Kanakaris, Hanieh Deilamsalehy, Ryan A Rossi, and Nesreen K Ahmed. Personalized graph-based retrieval for large language models. *arXiv preprint arXiv:2501.02157*, 2025.
- [6] Satanjeev Banerjee and Alon Lavie. Meteor: An automatic metric for mt evaluation with improved correlation with human judgments. In *Proceedings of the acl workshop on intrinsic and extrinsic evaluation measures for machine translation and/or summarization*, pages 65–72, 2005.
- [7] Avinandan Bose, Zhihan Xiong, Yuejie Chi, Simon Shaolei Du, Lin Xiao, and Maryam Fazel. Lore: Personalizing llms via low-rank reward modeling. *arXiv preprint arXiv:2504.14439*, 2025.
- [8] Sabri Boughorbel, Fethi Jarray, and Mohammed El-Anbari. Optimal classifier for imbalanced data using matthews correlation coefficient metric. *PloS one*, 12(6):e0177678, 2017.
- [9] David Castillo-Bolado, Joseph Davidson, Finlay Gray, and Marek Rosa. Beyond prompts: Dynamic conversational benchmarking of large language models. In *The Thirty-eight Conference on Neural Information Processing Systems Datasets and Benchmarks Track*, 2024.
- [10] Tianfeng Chai, Roland R Draxler, et al. Root mean square error (rmse) or mean absolute error (mae). *Geoscientific model development discussions*, 7(1):1525–1534, 2014.
- [11] Jin Chen, Zheng Liu, Xu Huang, Chenwang Wu, Qi Liu, Gangwei Jiang, Yuanhao Pu, Yuxuan Lei, Xiaolong Chen, Xingmei Wang, et al. When large language models meet personalization: Perspectives of challenges and opportunities. *World Wide Web*, 27(4):42, 2024.
- [12] Jingwen Cheng, Kshitish Ghate, Wenyue Hua, William Yang Wang, Hong Shen, and Fei Fang. Realm: A dataset of real-world llm use cases. *arXiv preprint arXiv:2503.18792*, 2025.
- [13] Davide Chicco and Giuseppe Jurman. The advantages of the matthews correlation coefficient (mcc) over f1 score and accuracy in binary classification evaluation. *BMC genomics*, 21:1–13, 2020.
- [14] Davide Chicco, Matthijs J Warrens, and Giuseppe Jurman. The matthews correlation coefficient (mcc) is more informative than cohen’s kappa and brier score in binary classification assessment. *Ieee Access*, 9:78368–78381, 2021.
- [15] DeepSeek-AI, Daya Guo, Dejian Yang, et al. Deepseek-r1: Incentivizing reasoning capability in llms via reinforcement learning, 2025.
- [16] Karan Desai, Gaurav Kaul, Zubin Aysola, and Justin Johnson. Redcaps: Web-curated image-text data created by the people, for the people. *arXiv preprint arXiv:2111.11431*, 2021.
- [17] Aaron Grattafiori, Abhimanyu Dubey, et al. The llama 3 herd of models, 2024.
- [18] Rishav Hada, Sohi Sudhir, Pushkar Mishra, Helen Yannakoudakis, Saif M Mohammad, and Ekaterina Shutova. Ruddit: Norms of offensiveness for english reddit comments. *arXiv preprint arXiv:2106.05664*, 2021.

- [19] Timothy O Hodson. Root mean square error (rmse) or mean absolute error (mae): When to use them or not. *Geoscientific Model Development Discussions*, 2022:1–10, 2022.
- [20] Ishita Kumar, Snigdha Viswanathan, Sushrita Yerra, Alireza Salemi, Ryan A. Rossi, Franck Dernoncourt, Hanieh Deilamsalehy, Xiang Chen, Ruiyi Zhang, Shubham Agarwal, Nedim Lipka, Chien Van Nguyen, Thien Huu Nguyen, and Hamed Zamani. Longlamp: A benchmark for personalized long-form text generation, 2024.
- [21] Wai-Chung Kwan, Xingshan Zeng, Yuxin Jiang, Yufei Wang, Liangyou Li, Lifeng Shang, Xin Jiang, Qun Liu, and Kam-Fai Wong. Mt-eval: A multi-turn capabilities evaluation benchmark for large language models, 2024.
- [22] Luc Lamontagne, François Laviolette, Richard Khoury, and Alexandre Bergeron-Guyard. A framework for building adaptive intelligent virtual assistants. In *Artificial intelligence and applications*, volume 10, pages 2014–816, 2014.
- [23] Cheng Li, Mingyang Zhang, Qiaozhu Mei, Yaqing Wang, Spurthi Amba Hombaiah, Yi Liang, and Michael Bendersky. Teach llms to personalize—an approach inspired by writing education. *arXiv preprint arXiv:2308.07968*, 2023.
- [24] Li Li, Wei Ji, Yiming Wu, Mengze Li, You Qin, Lina Wei, and Roger Zimmermann. Panoptic scene graph generation with semantics-prototype learning. *Proceedings of the AAAI Conference on Artificial Intelligence*, 38(4):3145–3153, Mar. 2024.
- [25] Chien-Chang Lin, Anna YQ Huang, and Owen HT Lu. Artificial intelligence in intelligent tutoring systems toward sustainable education: a systematic review. *Smart Learning Environments*, 10(1):41, 2023.
- [26] Chin-Yew Lin. Rouge: A package for automatic evaluation of summaries. In *Text summarization branches out*, pages 74–81, 2004.
- [27] Zihao Lin, Zichao Wang, Yuanting Pan, Varun Manjunatha, Ryan Rossi, Angela Lau, Lifu Huang, and Tong Sun. Persona-sq: A personalized suggested question generation framework for real-world documents, 2024.
- [28] John Mendonça, Isabel Trancoso, and Alon Lavie. Soda-eval: Open-domain dialogue evaluation in the age of llms, 2024.
- [29] OpenAI. Gpt-4o mini: advancing cost-efficient intelligence. <https://openai.com/index/gpt-4o-mini-advancing-cost-efficient-intelligence/>, 2024. Accessed: 2024-07-18.
- [30] OpenAI. Introducing gpt-4.1 in the api. <https://openai.com/index/gpt-4-1/>, 2025. Accessed: 2025-05-13.
- [31] Kishore Papineni, Salim Roukos, Todd Ward, and Wei-Jing Zhu. Bleu: a method for automatic evaluation of machine translation. In *Proceedings of the 40th annual meeting of the Association for Computational Linguistics*, pages 311–318, 2002.
- [32] Divya Patel, Pathik Patel, Ankush Chander, Sourish Dasgupta, and Tanmoy Chakraborty. Are large language models in-context personalized summarizers? get an icopernicus test done! In *Proceedings of the 2024 Conference on Empirical Methods in Natural Language Processing*, pages 16820–16842, 2024.
- [33] Nikhil Patel and Sandeep Trivedi. Leveraging predictive modeling, machine learning personalization, nlp customer support, and ai chatbots to increase customer loyalty. *Empirical Quests for Management Essences*, 3(3):1–24, 2020.
- [34] Nils Reimers and Iryna Gurevych. Sentence-bert: Sentence embeddings using siamese bert-networks. In *Proceedings of the 2019 Conference on Empirical Methods in Natural Language Processing*. Association for Computational Linguistics, 11 2019.
- [35] Alireza Salemi, Sheshera Mysore, Michael Bendersky, and Hamed Zamani. Lamp: When large language models meet personalization, 2024.

- [36] Ilia Shumailov, Zakhar Shumaylov, Yiren Zhao, Nicolas Papernot, Ross Anderson, and Yarin Gal. Ai models collapse when trained on recursively generated data. *Nature*, 631(8022):755–759, 2024.
- [37] Zhaoxuan Tan, Qingkai Zeng, Yijun Tian, Zheyuan Liu, Bing Yin, and Meng Jiang. Democratizing large language models via personalized parameter-efficient fine-tuning. In *Proceedings of the 2024 Conference on Empirical Methods in Natural Language Processing*, pages 6476–6491, 2024.
- [38] Salih Tutun, Marina E Johnson, Abdulaziz Ahmed, Abdullah Albizri, Sedat Irgil, Ilker Yesilkaya, Esma Nur Ucar, Tanalp Sengun, and Antoine Harfouche. An ai-based decision support system for predicting mental health disorders. *Information Systems Frontiers*, 25(3):1261–1276, 2023.
- [39] Pablo Villalobos, Anson Ho, Jaime Sevilla, Tamay Besiroglu, Lennart Heim, and Marius Hobbhahn. Position: Will we run out of data? limits of llm scaling based on human-generated data. In *Forty-first International Conference on Machine Learning*, 2024.
- [40] Junda Wu, Hanjia Lyu, Yu Xia, Zhehao Zhang, Joe Barrow, Ishita Kumar, Mehrnoosh Mirtaheri, Hongjie Chen, Ryan A Rossi, Franck Dernoncourt, et al. Personalized multimodal large language models: A survey. *arXiv preprint arXiv:2412.02142*, 2024.
- [41] Zihao Yi, Jiarui Ouyang, Yuwen Liu, Tianhao Liao, Zhe Xu, and Ying Shen. A survey on recent advances in llm-based multi-turn dialogue systems. *arXiv preprint arXiv:2402.18013*, 2024.
- [42] Chen Zhang, Luis Fernando D’Haro, chengguang tang, Ke Shi, Guohua Tang, and Haizhou Li. xdialog-eval: A multilingual open-domain dialogue evaluation benchmark. In *The 2023 Conference on Empirical Methods in Natural Language Processing*, 2023.
- [43] Zhehao Zhang, Ryan A Rossi, Branislav Kveton, Yijia Shao, Diyi Yang, Hamed Zamani, Franck Dernoncourt, Joe Barrow, Tong Yu, Sungchul Kim, et al. Personalization of large language models: A survey. *arXiv preprint arXiv:2411.00027*, 2024.
- [44] Yukun Zhao, Lingyong Yan, Weiwei Sun, Chong Meng, Shuaiqiang Wang, Zhicong Cheng, Zhaochun Ren, and Dawei Yin. DiQAD: A benchmark dataset for open-domain dialogue quality assessment. In *The 2023 Conference on Empirical Methods in Natural Language Processing*, 2023.
- [45] Thomas P. Zollo, Andrew Wei Tung Siah, Naimeng Ye, Ang Li, and Hongseok Namkoong. Personallm: Tailoring llms to individual preferences, 2025.

A Personalized Conversational Benchmark: Towards Simulating Personalized Conversations

Supplementary Material

A Related Work

A.1 Personalization in LLMs

LaMP [35] introduces a suite of classification and generation tasks (e.g., headline generation), each incorporating user profiles to simulate personalized language modeling scenarios. Building on this, LongLaMP [20] extends the benchmark to long-form generation tasks such as personalized email generation and review writing. It evaluates model performance under two settings: user-based splits (to assess generalization to unseen users) and temporal splits (to track the evolution of user preferences over time). PersoBench [2] further benchmarks the ability of LLMs to generate persona-consistent responses, with evaluations across multiple axes such as fluency, coherence, and diversity. Given the difficulty of collecting personalization datasets at scale, Persona-SQ [27] proposes a scalable framework for generating suggested questions tailored to user backgrounds and reading goals. While prior work primarily focuses on evaluation and generation, PersonalLLM [45] introduces an alignment dataset that captures diverse user preferences without relying on predefined personas, thereby improving the generalizability of personalized LLMs.

Recent studies have explored the personalization of LLMs to align their interactions and recommendations with individual user preferences [11]. Techniques such as personalized parameter-efficient fine-tuning (PEFT) and low-rank reward modeling have been proposed to efficiently adapt LLMs to user-specific behavior patterns and preferences. For example, One PEFT Per User (OPPU) employs personal PEFT parameters to store user-specific behavior patterns [37], while LoRe leverages low-rank preference modeling to learn and generalize user-specific reward functions [7]. Other works have focused on developing frameworks for personalized text generation, such as a multistage and multitask approach inspired by writing education [23], and conversational health agents that utilize LLMs to provide personalized healthcare services [1]. Additionally, studies have investigated the evaluation of LLMs’ personalization capabilities, including the development of benchmarks like LaMP and metrics like EGISES to measure degree-of-personalization [32]. These advances highlight the growing interest in personalizing LLMs and demonstrate the potential for improved user satisfaction and alignment.

A.2 Conversations

Recent works introduce benchmarks to evaluate the capabilities of LLMs in multi-turn conversations, typically without considering user-specific intent or personalization. For example, [21, 44] focus on evaluating interaction patterns such as recollection, expansion, refinement, and follow-up. Similarly, [28] assess aspects like commonsense knowledge and coherence, while [42] extend such evaluations to multilingual scenarios. Further, [9] explore long-term memory and continual learning in more dynamic, multi-round conversational contexts. While these benchmarks advance general-purpose multi-turn evaluation, recent studies highlight the growing importance of simulating personalized conversational trajectories, especially for users with extremely sparse feedback [4]. For users with only a few short conversations—generating plausible user-specific dialogue becomes critical for personalization, learning, and evaluation. This is further motivated by the increasing reliance on simulation-based data generation, as large models approach performance plateaus due to finite high-quality human data [39, 43]. Simulation enables novel, interactive data generation beyond existing corpora, supporting better alignment and robustness. However, synthetic data also introduces risks such as model collapse and degraded generalization if not properly managed [36]. These insights underscore the need for personalized and simulation-aware evaluation frameworks in future conversational benchmarks.

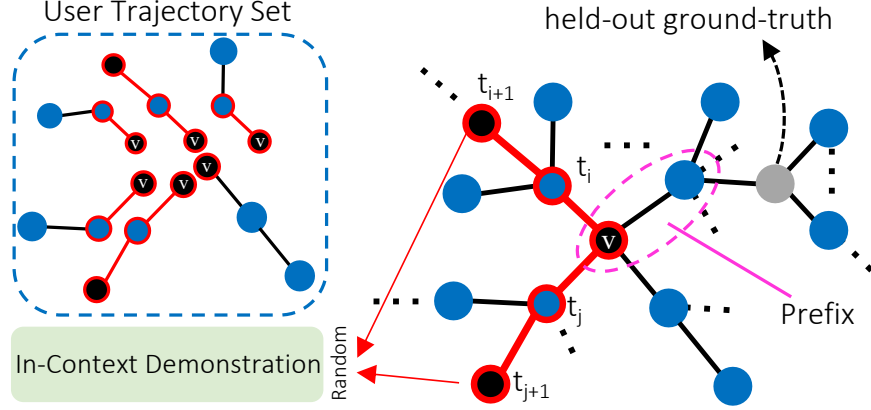


Figure A: In-context prompt construction for personalized conversational inference. Given a held-out user trajectory set, we sample a prefix from the current test thread and draw a demonstration example from a different random thread by the same user. The prefix and demonstration, along with user history outside the test thread, are composed into a single prompt for in-context learning. This unified formulation supports three tasks—sentiment classification, impact forecasting, and next-text generation—by conditioning the LLM on personalized multi-turn context without future leakage.

B Applications Enabled by PERSONACONVBENCH

PERSONACONVBENCH enables several real-world applications where large language models must reason over user-specific histories and multi-turn conversational context. We highlight four representative use cases:

Personalized Customer Support. In customer service platforms [33], users often return with follow-up questions or ongoing issues. PERSONACONVBENCH enables the development of LLM-based agents that recall prior interactions, model user sentiment trends, and tailor responses accordingly. This leads to more consistent and empathetic support across sessions.

Adaptive Virtual Assistants. Virtual assistants must adjust their responses based on how individual users interact over time [22]. Using structured user trajectories from PERSONACONVBENCH, assistants can be trained to personalize reminders, recommendations, and clarification strategies, improving long-term usability and trust.

Mental Health and Social Support. Conversational agents for wellness and peer support must track emotional dynamics across multiple conversations [38, 24]. PERSONACONVBENCH allows models to detect user-specific sentiment shifts and generate context-sensitive, supportive responses—important for early intervention and engagement in sensitive settings.

Education and Tutoring Systems. Personalized tutoring systems can leverage student interaction history to adapt explanations, adjust difficulty, and identify knowledge gaps [25]. The benchmark’s multi-domain conversations and task diversity provide a foundation for building LLM-based tutors that reason over prior dialogue turns and tailor feedback to individual learning trajectories.

These applications demonstrate how PERSONACONVBENCH facilitates the development of user-aware, context-sensitive LLMs that perform reliably in complex, real-world interaction settings.

C Additional Benchmark Details

C.1 Data Construction

We introduce the detailed approach used to construct the data for each task. The raw data was directly crawled from Reddit using a multithreaded scraper based on the Reddit Developer API. The scraper

was deployed across pre-selected domains, where posts were sorted by hotness in descending order and iteratively processed until sufficient data was collected. The crawling process was designed as follows: for each post, we checked whether the author was already in a predefined `UserSet`. If not, all unvisited users who participated in the post were added to `UserSet`, and their user profile pages were subsequently visited. For each user, all posts they had initiated were crawled and evaluated against a series of filtering criteria:

- The post must belong to one of the pre-selected domains.
- The number of distinct users participating in the post must be greater than $N_u = 4$.
- The author must have participated in at least $N_r = 4$ replies (excluding top-level comments).
- The author must appear in at least two different branches of the conversation tree.

If a post met all the above criteria, it was added to a candidate list indexed by the user’s ID. After all posts from a given user had been processed, we checked whether the candidate list contained at least $N_p = 3$ valid posts. If so, the list was written to the raw data JSON file for subsequent task construction.

Personalized Conversational Sentiment Classification. For the Personalized Conversational Sentiment Classification task, we implemented specific post-screening mechanisms and prompt design techniques. To better reflect the model’s semantic understanding capabilities, we favored comments with stronger influence, as indicated by our requirement for the absolute value of the score of candidate replies. Furthermore, according to our statistics, the ratio of positive to negative scores for the single top-level comment or reply with the highest absolute score in each post of the original data was approximately 11:1. This led to a severe class imbalance in the binary distribution, allowing models that tended to classify a large volume of content as positive to achieve deceptively better accuracy. To address these issues, we designed the following screening mechanism for conversational data:

- Author replies with the highest absolute score (not less than $N_s = 3$) and whose replied-to object was not `[deleted]` were designated as prediction targets. Posts that did not meet this condition were skipped.
- Author replies with the second-highest absolute score (not less than $N_{s2} = 2$) and whose replied-to object was not `[deleted]` were designated as few-shot demonstration targets. Posts failing this condition were also skipped.
- After screening, posts whose prediction-target replies had a positive score but ranked in the bottom 55% by absolute score were further filtered out.

This process ultimately retained approximately 6,000 posts, wherein both negative and positive sentiments possessed strong emotional coloring or influence, and were in a more reasonable ratio of 5:1. In prompt design, it was necessary to retain all contextual information within the current post except for the information to be predicted. Simultaneously, the model needed to understand the tree-node-like relationships between contextual elements. To achieve this, we assigned an ID to each post/comment/reply, using the format `{parent-node-id}-{current-node-child-id}` as the complete ID for a given node, and provided an explanation of this encoding scheme to enable the model to comprehend the interrelations within the context. Additionally, we used few-shot examples that closely mirrored the actual task pattern to explicitly instruct the model to respond using our required reply template, thereby standardizing the model’s output.

Personalized Conversational Impact Forecasting. For Personalized Conversational Impact Forecasting, the screening mechanism was identical to that of the previous task, with alterations only in the task description and the stored true label, which was changed from positive/negative to a specific numerical value.

Personalized Follow-up Conversational Text Generation. For Personalized Follow-up Conversational Text Generation, we directly adopted the author’s most recent reply within their own post as the candidate prediction reply, unless the current reply was `'[deleted]'` or its length was excessively long or short. If the latter occurred, we proceeded sequentially in chronological order. If, after such an adjustment, the context size fell below expectations, the current post was skipped. The context input specifications were consistent with the previous two tasks. However, the screening mechanism was comparatively more lenient, no longer imposing stringent requirements on influence.

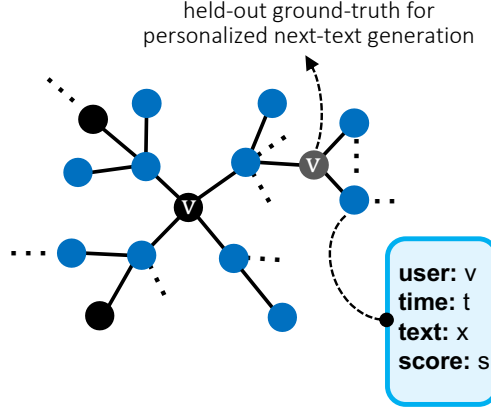


Figure B: Illustration of the personalized conversational setting in PERSONACONVBENCH. The center black node represents a user v who initiates a post, leading to multiple conversational trajectories as other users respond. Over time, user v replies to some of these users, forming deeper branches in the graph. For each reply made by user v , we can construct a prediction task—either classifying the response’s sentiment, forecasting its community score, or generating the response text—based on the earlier parts of the same trajectory and additional user-specific history. These tasks rely on realistic multi-user, multi-turn settings with graph-structured conversational data. Each message is annotated with username v , timestamp t , message content x , and feedback score s , supporting fine-grained personalization across all task types.

C.2 Task Schema

As shown in Figure D, we illustrate representative prompt formats for the three core personalized tasks in PERSONACONVBENCH: sentiment classification, impact forecasting, and follow-up text generation. Each prompt is constructed by combining two major components: (i) a full conversational trajectory, including all messages leading up to the target response, and (ii) the user trajectory set.

In each case, the input prompt includes a natural language instruction followed by structured conversation data, where the prediction target is masked. For the classification task (Fig. Da), the model is asked to classify the sentiment (positive or negative) of a specific reply. For regression (Fig. Db), the task is to predict the exact community score associated with the target reply. For generation (Fig. Dc), the model is expected to produce the content of the user’s response. The associated user profile remains constant throughout each prompt and includes the full conversation tree rooted at the user’s original post.

These examples highlight the unified input structure across tasks, enabling evaluation of language models under a consistent personalization and in-context learning framework.

C.3 Optional Fine-Tuning Extension

While our primary focus is on in-context prompting, we outline a possible fine-tuning extension for settings where labeled user-specific data is available. In this setup, the base model \mathcal{M} can be adapted using supervised training over constructed input-output pairs $\{(P_{u,\tau}^{\text{train}}, y_\tau)\}$, where $P_{u,\tau}^{\text{train}}$ is the context-aware prompt and y_τ is the task-specific target.

Fine-tuning proceeds by minimizing a standard objective:

$$\mathcal{L}_{\text{FT}} = \sum_{\tau} \ell(\mathcal{M}(P_{u,\tau}^{\text{train}}), y_\tau),$$

where $\ell(\cdot, \cdot)$ denotes the appropriate task-specific loss function (e.g., cross-entropy, regression loss, or generation loss).

This extension allows the model to learn personalized behaviors directly from training data. We leave its empirical study to future work, as our main experiments focus on zero-shot inference via prompting.

```

INPUT:
### FEW-SHOT EXAMPLE ###
Consider the following dialogue tree context (the author's target reply is missing, and subsequent replies in that specific branch are truncated):
[
  {
    "author": "Whos...",
    "body": "If this was me I ...",
    "score": 2,
    "timestamp": "",
    "id": "ulp3-cl3",
    "parent_id": "ulp3",
    "type": "comment",
    "replies": [...]
  }
]
The author of the post, 'Paper...', made a reply to a comment by 'Whos...' (ID: ulp3-cl3) which says: "If this was me I...". (This reply by 'Paper...' had ID: ulp3-cl3-cl4). Predicted body text for Paper...'s reply:...
### ACTUAL TASK ###
Now, given the following full post conversation context (the author's target reply is missing):
{
  "title": "Will paying off half ...",
  "author": "Paper...",
  "url": "...",
  "score": 5,
  "num_comments": 18,
  "content": "Husband and I are 73 and 69...",
  "timestamp": "2021-05-19 04:25:36",
  "comments": [ ...full thread as before... ],
  "__sub__": "entrepreneur",
  "__srcfile__": "Art...",
  "id": "ulp3",
  "type": "post",
  "comments": [

```

(a) Prompt construction and input context.

```

    "id": "ulp3-cl",
    "parent_id": "ulp3",
    "author": "womp-...",
    "body": "Back up for a sec:...",
    "score": 40,
    "timestamp": "...",
    "type": "comment",
    "replies": [
      {...}
    ]
  }
  The author of the post, 'Paper...', made a reply to a comment by 'eru...' (ID: ulp3-cl-c4-c5) which says: "One note: once you pay off the cards, I wouldn't necessarily close them, since that can hurt your credit score by lowering the number of active accounts, lowering your total credit limit, and potentially lowering the average age of accounts. Unless you have a good reason to close a specific card (like an annual fee), I'd leave it open and just not use it.". (This reply by 'Paper...' has ID: ulp3-cl-c4-c5-c6). Predict the body text of this reply by 'Paper...'. Respond ONLY with the predicted text content of the body.
  -----
  OUTPUT (After Postprocessing):
  "best_sbert_candidate_text": "Thank you, that's helpful to know! We weren't planning to close any cards, but I wasn't sure if leaving them open was the right thing. We'll keep them open and just try not to use them. Appreciate your advice!"
  -----
  EVAL:
  "true_label": "I wasn't referring to closing them, just not use them. I'd prefer to use only 1 or 2 cards, such as Disco ver.",
  "SBERT": 0.7201
  "BLEU": 0.0192
  "ROUGE-1": 0.3582
  "ROUGE-L": 0.2388
  "METEOR": 0.3496

```

(b) Generated output, true label, and evaluation metrics.

Figure C: Case study of the Personalized Conversational Follow-up Text Generation task. The model is asked to generate a masked reply based on the full conversational context and a user-specific example. Output is evaluated using both lexical (e.g., ROUGE, BLEU) and semantic (e.g., SBERT) metrics.

C.4 Experimental Details

As shown in Fig. A, we showcase the in-context prompt formulation process. For the Personalized Conversational Sentiment Classification and Personalized Conversational Impact Forecasting experiments, we used a temperature of 0 and a maximum output length of 15 tokens. DeepSeek-R1 was the exception—it was forced to use a maximum of 1200 tokens in order to provide a sufficiently long <think> span.

For the Personalized Follow-up Conversational Text Generation experiment, we set the temperature to 0.7 and the maximum output length to 256 tokens. All models except Claude were configured to generate 10 candidate responses; Claude imposed restrictions on non-primary outputs, so it was limited to a single candidate to preserve performance. The final score for each input was computed by selecting, from those 10 candidates, the one with the highest SBERT score as the “Best Response.”

For the baseline experiment prompts, compared to the full Conversational Prompt, we removed the complete context and retained only a limited portion of the dialogue to make the task solvable. The experimental details remain identical to those in the Conversational setting.

D Prompt Demonstration

The complete prompts for all three tasks are provided in Tables A to D.

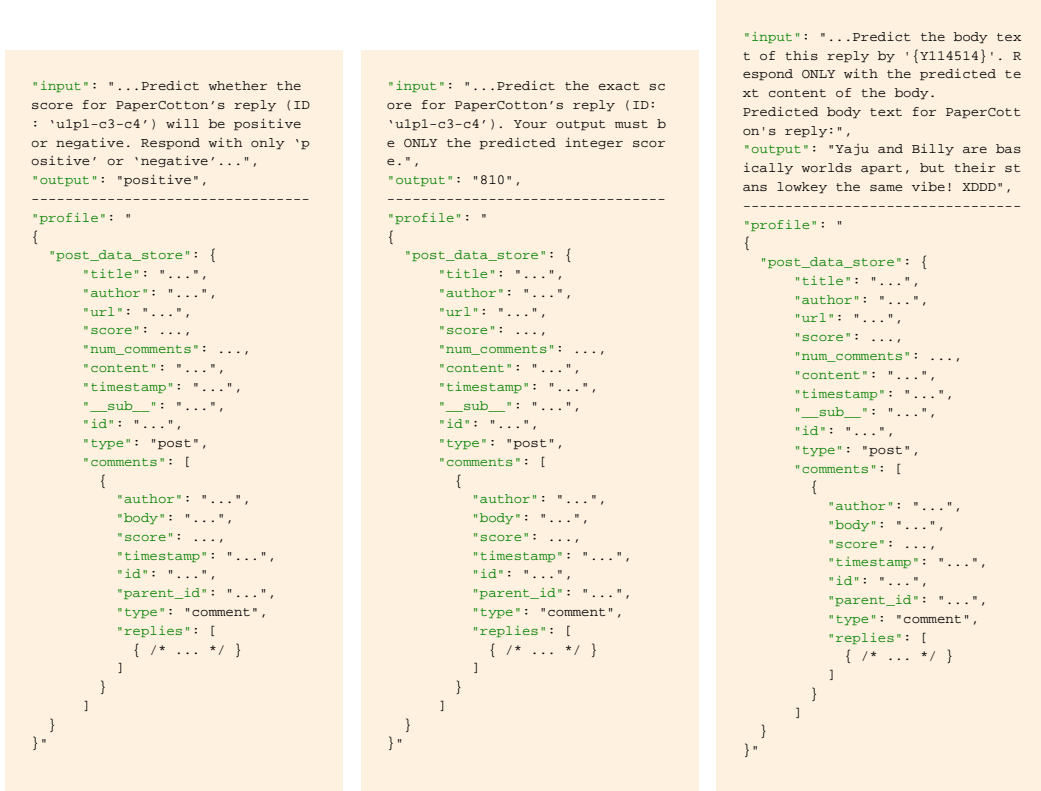


Figure D: Task schema for the three personalized tasks. The target field is masked in each case. All prompts include the user profile and full conversational context leading up to the target.

FEW-SHOT EXAMPLE

Referenced Post (ID: u1p1):

- **Subreddit:** r/entrepreneur

- **Author:** u/PaperCotton

- **Score:** 89

- **Timestamp:** 2024-07-21T23:16:43Z

- **Title:** "Please explain 401k to senior with new job"

- **Content Summary:** "I'm 72 and just started a new job in April...*{more content is omitted}*" (Full post content and dialogue tree are available in the data store under post reference ID 'u1p1')

The author of the post, 'PaperCotton', made a reply.

Parent Comment (that 'PaperCotton' replied to, ID: 'u1p1-c3-c4-c5'): Author: 'gohblu', Body Summary: "RMDs out of 401ks are not...*{more content is omitted}*"

Author's Reply (ID: 'u1p1-c3-c4-c5-c6'): Timestamp: '2024-07-22T03:09:14Z', Body: "Ah good, thanks for that info."

(The actual score of this Author's Reply 'u1p1-c3-c4-c5-c6' is hidden. Its full context is in post ID 'u1p1' in the data store.)

Based on all this information, predict if the score for PaperCotton's reply (ID: 'u1p1-c3-c4-c5-c6') was positive or negative.

Predicted score sentiment:

positive

ACTUAL TASK

Referenced Post (ID: u1p1):

- **Subreddit:** r/entrepreneur

- **Author:** u/PaperCotton

- **Score:** 89

- **Timestamp:** 2024-07-21T23:16:43Z

- **Title:** "Please explain 401k to senior with new job"

- **Content Summary:** "I'm 72 and just started a new job in April..." (Full post content and dialogue tree are available in the data store under post reference ID 'u1p1')

The author of the post, 'PaperCotton', made another reply (or the primary reply we are interested in).

Parent Comment (that 'PaperCotton' replied to, ID: 'u1p1-c3'): Author: 'DeluxeXL', Body Summary: ">What is profit sharing...*{more content is omitted}*"

Author's Reply (ID: 'u1p1-c3-c4'): Timestamp: '2024-07-21T23:52:30Z', Body: "Thanks...*{more content is omitted}*"

(Your task is to predict the score sentiment of this Author's Reply 'u1p1-c3-c4'. Its full context is in post ID 'u1p1' in the data store.)

Predict whether the score for PaperCotton's reply (ID: 'u1p1-c3-c4') will be positive or negative. Respond with only 'positive' or 'negative'.

Predicted score sentiment:

Table A: LLM prompt template for personalized conversational sentiment classification.

<p>### FEW-SHOT EXAMPLE (With Full Conversation Context) ###</p> <p>Referenced Post (ID: N/A):</p> <ul style="list-style-type: none"> - Subreddit: r/entrepreneur - Author: u/PaperCotton - Score: 89 - Timestamp: 2024-07-21T23:16:43Z - Title: "Please explain 401k to senior with new job" - Content Summary: "I'm 72 and just started a new job in April...<i>{more content is omitted}</i>" (Full post content and dialogue tree are available in the data store under post reference ID 'N/A') <p>The author of the post, 'PaperCotton', made a reply.</p> <p>Parent Comment (that 'PaperCotton' replied to, ID: 'u1p1-c3-c4-c5'): Author: 'gohblu', Body Summary: "RMDs out of 401ks are not...<i>{more content is omitted}</i>"</p> <p>Author's Reply (ID: 'u1p1-c3-c4-c5-c6'): Timestamp: '2024-07-22T03:09:14Z', Body: "Ah good, thanks for that info."</p> <p>(The actual score of this Author's Reply 'u1p1-c3-c4-c5-c6' is hidden. Its full context is in post ID 'u1p1' in the data store.)</p> <p>Predict the specific numerical score for 'PaperCotton's reply (ID: 'u1p1-c3-c4-c5-c6').</p> <p>RULES FOR YOUR RESPONSE (for this example and actual task):</p> <ul style="list-style-type: none"> - Internally decide if the score is positive or negative (do not state this step). - The score's absolute value MUST be 3 or greater. - Output ONLY the integer. NOTHING ELSE. For example: -7 or 5 or 25. <p>Score:</p> <p>10</p>	<p>### ACTUAL TASK (With Full Conversation Context) ###</p> <p>Referenced Post (ID: N/A):</p> <ul style="list-style-type: none"> - Subreddit: r/entrepreneur - Author: u/PaperCotton - Score: 89 - Timestamp: 2024-07-21T23:16:43Z - Title: "Please explain 401k to senior with new job" - Content Summary: "I'm 72 and just started a new job in April...<i>{more content is omitted}</i>" (Full post content and dialogue tree are available in the data store under post reference ID 'N/A') <p>The author of the post, 'PaperCotton', made another reply (or the primary reply we are interested in).</p> <p>Parent Comment (that 'PaperCotton' replied to, ID: 'u1p1-c3'): Author: 'DeluxeXL', Body Summary: ">What is profit sharing...<i>{more content is omitted}</i>"</p> <p>Author's Reply (ID: 'u1p1-c3-c4'): Timestamp: '2024-07-21T23:52:30Z', Body: "Thanks...<i>{more content is omitted}</i>"</p> <p>(Your task is to predict the specific numerical score of this Author's Reply 'u1p1-c3-c4'. Its score is hidden as '[SCORE_TO_PREDICT]' in its full context within post ID 'u1p1' in the data store.) (Hint: the score is expected to be positive).</p> <p>Predict the specific numerical score for 'PaperCotton's reply (ID: 'u1p1-c3-c4').</p> <p>RULES FOR YOUR RESPONSE:</p> <ul style="list-style-type: none"> - Internally decide if the score is positive or negative (do not state this step). - The score's absolute value MUST be 3 or greater. - Output ONLY the integer. NOTHING ELSE. For example: -7 or 5 or 25. <p>Score:</p>
--	--

Table B: LLM prompt template for personalized conversational impact forecasting.

FEW-SHOT EXAMPLE

Post Information:

- Subreddit: r/entrepreneur

- Post ID: u1p1

- Author: u/PaperCotton

- Score: 89

- Timestamp: 2024-07-21T23:16:43Z

- Title: "Please explain 401k to senior with new job"

- Content: "I'm 72 and just started a new job in April...*{more content is omitted}*"

The author, 'PaperCotton', made a reply in this post.

Parent Comment (that 'PaperCotton' replied to): Author: 'gohblu', ID: 'u1p1-c3-c4-c5',

Body: "RMDs out of 401ks are not...*{more content is omitted}*"

Author's Reply Details: ID: 'u1p1-c3-c4-c5-c6', Timestamp: '2024-07-22T03:09:14Z',

Body: "Ah good, thanks for that info."

(The actual score of this reply is hidden for this prediction task).

Dialogue Tree Context (the score for '{main_author_name}''s reply ID '{main_target_reply_id}' is hidden):

```
{
  "title": "Please explain 401k to senior with new job",
  "author": "PaperCotton",
  "url": "https://www.reddit.com...{more content is omitted}",
  "score": 89,
  "num_comments": 36,
  "content": "I'm 72 and just started a new job in April...{more content is omitted}",
  "timestamp": "2024-07-21 23:16:43",
  "comments": [
    {
      "author": "KReddit934",
      "body": "General rule is...{more content is omitted}",
      "score": 30,
      "timestamp": "2024-07-22 09:00:57",
      "replies": [
        {
          "author": "PaperCotton",
          "body": "No other investments.",
          "score": 3,
          "timestamp": "2024-07-22 13:49:55",
          "replies": [],
          "id": "u1p1-c1-c2",
          "parent_id": "u1p1-c1",
          "type": "comment"
        }
      ],
      "id": "u1p1-c1",
      "parent_id": "u1p1",
      "type": "comment"
    },
    { ... remaining comment tree unchanged ... }
  ],
  "sub": "entrepreneur",
  "id": "u1p1",
  "type": "post"
}
```

Based on all this information, predict if the score for PaperCotton's reply (ID: 'u1p1-c3-c4-c5-c6') was positive or negative.

Predicted score sentiment:

positive

Table C: LLM prompt template for personalized follow-up conversational text generation (part 1).

ACTUAL TASK

Post Information:

- Subreddit: r/entrepreneur

- Post ID: u1p1

- Author: u/PaperCotton

- Score: 89

- Timestamp: 2024-07-21T23:16:43Z

- Title: "Please explain 401k to senior with new job"

- Content: "I'm 72 and just started a new job in April...*{more content is omitted}*"

The author, 'PaperCotton', made another reply in this post (or the primary reply we are interested in).

Parent Comment (that 'PaperCotton' replied to): Author: 'DeluxeXL', ID: 'u1p1-c3', Body: ">What is profit sharing...*{more content is omitted}*"

Author's Reply Details: ID: 'u1p1-c3-c4', Timestamp: '2024-07-21T23:52:30Z', Body: "Thanks...*{more content is omitted}*"

(Your task is to predict the score sentiment of this reply).

Dialogue Tree Context (the score for '{main_author_name}''s reply ID '{main_target_reply_id}' is hidden):

{ ... identical JSON structure for the second part ... }

Predict whether the score for PaperCotton's reply (ID: 'u1p1-c3-c4') will be positive or negative. Respond with only 'positive' or 'negative'.

Predicted score sentiment:

Table D: LLM prompt template for personalized follow-up conversational text generation (part 2).

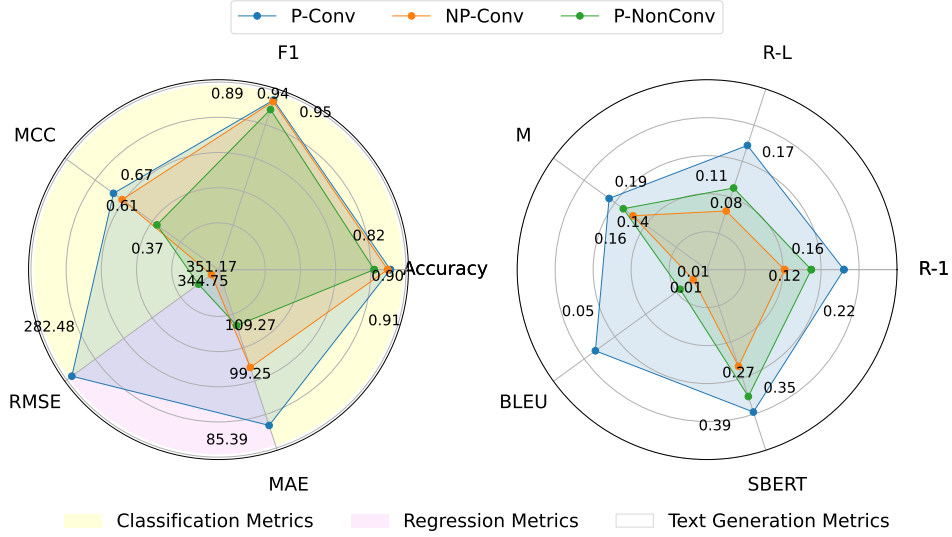


Figure E: Performance of Claude-3.5-Sonnet on our personalized conversation benchmark (left radar chart for classification and regression; right one for generation).

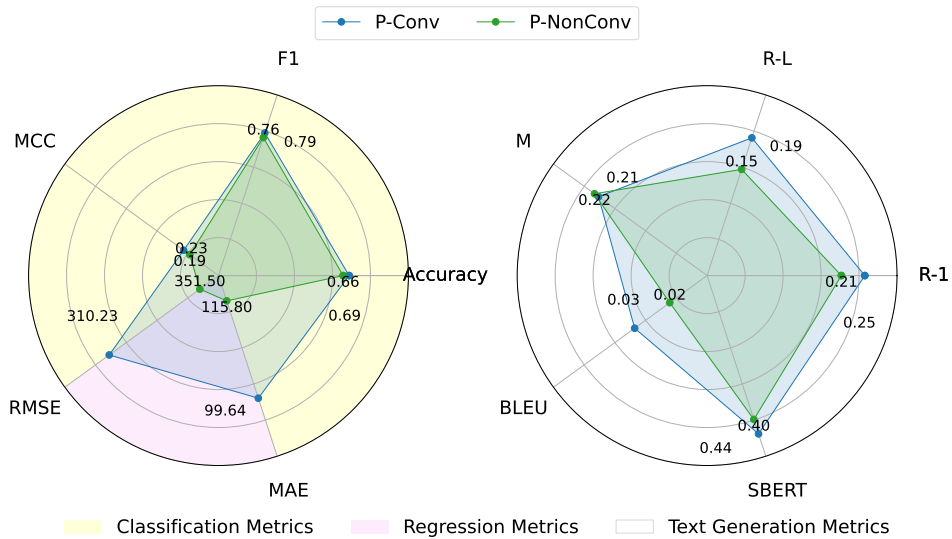


Figure F: Performance of GPT-4o-mini on our personalized conversation benchmark (left radar chart for classification and regression; right one for generation).

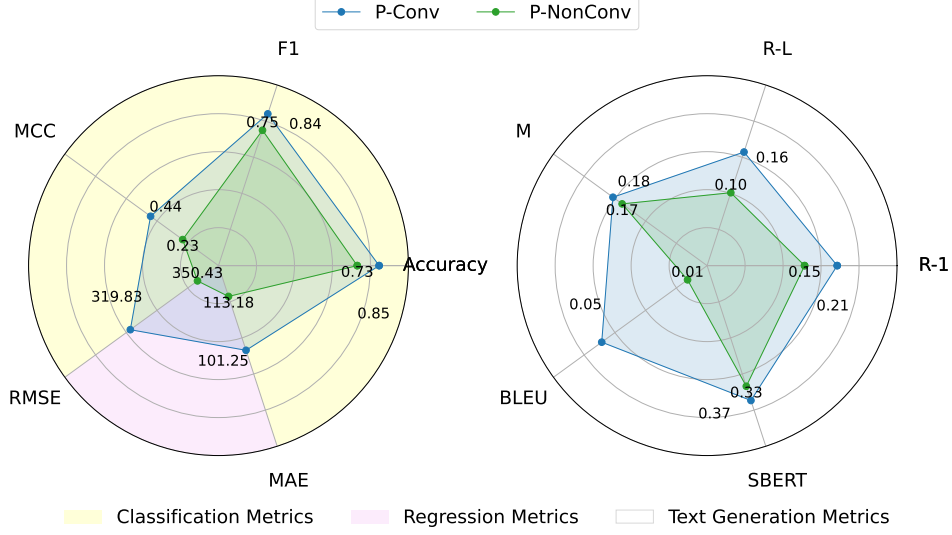


Figure G: Performance of LLaMA3.3 on our personalized conversation benchmark (left radar chart for classification and regression; right one for generation).

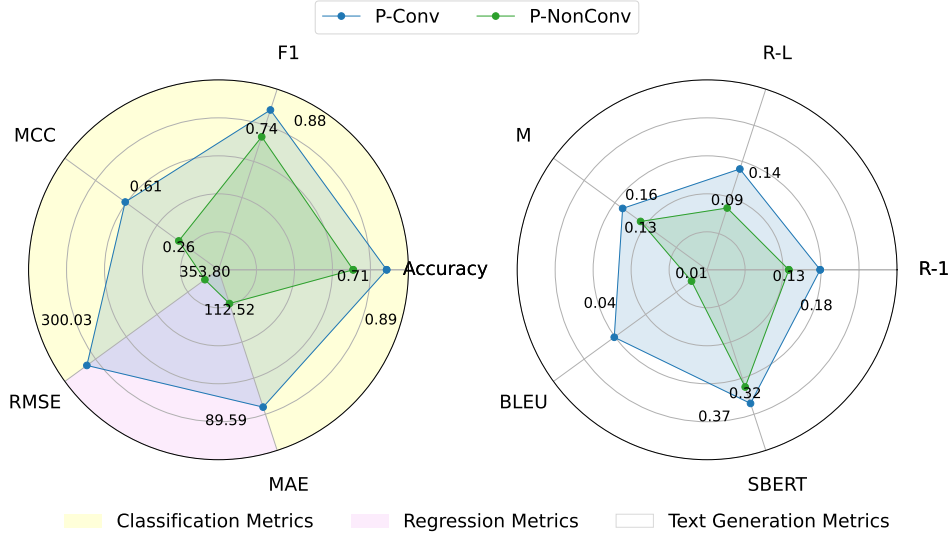


Figure H: Performance of DeepSeek-R1 on our personalized conversation benchmark (left radar chart for classification and regression; right one for generation).

E More Experimental Results

E.1 Paired t -Test Analysis

To assess the statistical significance of performance differences between personalized conversational prompting (**P-Conv**) and the baseline that omits conversational context (**P-NonConv**), we conduct paired t -tests across all test instances for the follow-up text generation task. For each LLM and evaluation metric, we compute the t -statistic over the paired prediction scores obtained under the two settings.

As shown in Table F, all reported values represent statistically significant improvements at the $\alpha = 0.01$ level. The positive t -values indicate that incorporating full conversational context consistently

Task	Metric	PERFORMANCE METRICS					
		(P-Conv (Ours) NP-Conv P-NonConv)					
		GPT-4.1			Claude-3.5		
Person. Conv. Senti. Classif. (Sec. 2.2.1)	Accuracy \uparrow	0.9122	0.8868	0.7862	0.9109	0.8956	0.8192
	F1 \uparrow	0.9481	0.9336	0.8720	0.9474	0.9384	0.8908
	MCC \uparrow	0.6770	0.5726	0.2266	0.6721	0.6113	0.3666
Person. Conv. Impact Forec. (Sec. 2.2.2)	RMSE \downarrow	310.09	316.84	350.29	282.48	351.17	344.75
	MAE \downarrow	97.52	97.83	113.46	85.39	99.25	109.27
Person. Conv. Next-Text Gen. (Sec. 2.2.3)	ROUGE-1 \uparrow	0.2777	0.2137	0.2248	0.2161	0.1224	0.1645
	ROUGE-L \uparrow	0.2115	0.1508	0.1565	0.1719	0.0812	0.1130
	METEOR \uparrow	0.2677	0.2139	0.2316	0.1913	0.1447	0.1636
	BLEU \uparrow	0.0604	0.0188	0.0206	0.0509	0.0063	0.0123
	SBERT \uparrow	0.4757	0.4122	0.4322	0.3942	0.2676	0.3512

Table E: Results for selected models on the three personalized conversational benchmark tasks, computed over the entire dataset (aggregated from 10 domains). Within each cell, performance is shown as: **Personalized Conversational (P-Conv, bolded, left)** | Non-Personalized Conversational (NP-Conv, middle) | Personalized Non-Conversational (P-NonConv, right). "P-Conv" denotes personalized conversational performance. "NP-Conv" denotes non-personalized conversational performance, where the conversational history is randomly sampled and does not necessarily belong to the target user for contextual personalization. "P-NonConv" denotes personalized non-conversational performance. We report standard metrics for classification (Accuracy, F1, MCC), regression (RMSE, MAE), and text generation (ROUGE, METEOR, BLEU, SBERT).

Task	Metric	PERSONALIZED				
		(Hypothesis Testing t -statistics for P-Conv vs. P-NonConv)				
		GPT-4.1	GPT-4o-mini	Claude-3.5	LLaMA3.3	DeepSeek-R1
Person. Conv. Next-Text Gen. (Sec. 2.2.3)	ROUGE-1 \uparrow	46.0776	15.1965	31.0044	39.3839	33.8472
	ROUGE-L \uparrow	46.0989	10.0183	45.9076	42.2098	38.2525
	METEOR \uparrow	15.0208	-	25.6402	14.0191	20.0036
	BLEU \uparrow	20.3417	10.7500	21.3349	28.8257	27.5687
	SBERT \uparrow	21.9320	17.4189	25.7851	26.1129	27.2352

Table F: Paired t -test analysis comparing the personalized conversational setting (**P-Conv**) against a non-conversational baseline (**P-NonConv**) for the follow-up Text Generation task (Section 2.2.3). The table reports t -statistics for five evaluation metrics across five different LLMs. Only statistically significant improvements at the $\alpha = 0.01$ level are shown. Higher values indicate that P-Conv significantly outperforms P-NonConv under the corresponding setting and model.

enhances model performance across all metrics and models evaluated. Notably, models such as GPT-4.1 and DeepSeek-R1 show strong gains in both lexical metrics (e.g., ROUGE and BLEU) and semantic similarity (SBERT), highlighting the effectiveness of trajectory-level personalization. These findings reinforce the importance of leveraging contextual information beyond isolated user text snippets in order to generate more coherent and personalized responses.

Task	Metric	PERSONALIZED (Conversational Non-Conversational)									
		GPT-4.1	GPT-4o-mini	Claude-3.5	LLaMA3.3	DeepSeek-R1					
Person. Conv. Senti. Classif. (Sec. 2.2.1)	Accuracy ↑	0.8727 0.7055	0.6327 0.5382	0.8869 0.7527	0.8182 0.6654	0.8473 0.6109					
	F1 ↑	0.9206 0.8103	0.7321 0.6482	0.9310 0.8396	0.8054 0.6762	0.8426 0.6402					
	MCC ↑	0.6171 0.1524	0.1871 0.0330	0.6604 0.3001	0.4404 0.1307	0.5509 0.1790					
Person. Conv. Impact Forec. (Sec. 2.2.2)	RMSE ↓	168.72 190.33	171.41 191.41	153.86 186.92	180.74 190.56	149.45 189.94					
	MAE ↓	71.96 83.16	71.36 84.62	61.02 78.34	73.03 81.93	59.83 80.58					
Person. Conv. Next-Text Gen. (Sec. 2.2.3)	ROUGE-1 ↑	0.2788 0.2255	0.2421 0.2108	0.1653 0.1093	0.2124 0.1610	0.1801 0.1381					
	ROUGE-L ↑	0.2072 0.1498	0.1753 0.1402	0.2140 0.1661	0.1579 0.1013	0.1356 0.0883					
	METEOR ↑	0.2634 0.2268	0.2033 0.2139	0.1806 0.1608	0.1917 0.1663	0.1638 0.1390					
	BLEU ↑	0.0658 0.0212	0.0271 0.0158	0.0594 0.0106	0.0541 0.0094	0.0422 0.0072					
	SBERT ↑	0.4799 0.4266	0.4352 0.4045	0.3858 0.3456	0.3756 0.3363	0.3698 0.3291					

Table G: Main results across the three personalized conversational benchmark tasks. Within each cell, the **Conversational performance (bolded, left)** is shown separated by a vertical line from the Non-Conversational performance (right) for the respective models. Results are computed on the **art domain**. We report standard metrics for classification (Accuracy, F1, MCC), regression (RMSE, MAE), and text generation (ROUGE, METEOR, BLEU, SBERT).

E.2 Case Study

As shown in Fig. C, we present a detailed case study of the personalized conversational follow-up text generation task. The example demonstrates how a large language model utilizes both user-specific history and full conversational context to predict the next response.

The left side illustrates the prompt construction, including a few-shot demonstration and the actual input conversation with the target reply masked. The right side shows the model’s generated response, postprocessed output, and evaluation metrics compared against the ground-truth label.

This example highlights the model’s ability to generate contextually coherent and user-consistent responses. While minor lexical mismatches are observed, the predicted reply preserves the intended semantics and tone of the original author. Evaluation scores confirm a reasonably good match under both lexical and semantic metrics.

E.3 Baseline Comparison

The results in Table E reveal two key insights about the importance of personalization and conversation structure in language model performance.

First, we observe that integrating both user history and conversational trajectory (P-Conv) leads to substantial performance improvements across all three tasks—classification, regression, and generation. In particular, the performance gap between P-Conv and P-NonConv confirms that user-specific conversational dynamics cannot be captured by non-conversational signals alone. This suggests that static personalization, while helpful, is insufficient without modeling the evolving structure and context of user interaction.

Second, the NP-Conv baseline performs worse than P-NonConv in many cases, despite using conversational information. This indicates that injecting mismatched or user-agnostic conversation context can actively degrade model performance. It highlights the importance of contextual alignment: conversations are only beneficial when they are semantically and behaviorally tied to the user of interest.

Task	Metric	PERSONALIZED (Conversational Non-Conversational)									
		GPT-4.1		GPT-4o-mini		Claude-3.5		LLaMA3.3		DeepSeek-R1	
Person. Conv. Senti. Classif. (Sec. 2.2.1)	Accuracy ↑	0.9187	0.7895	0.6842	0.6938	0.9234	0.8454	0.8421	0.7895	0.8900	0.7560
	F1 ↑	0.9516	0.8728	0.7911	0.7975	0.9545	0.9059	0.8378	0.7967	0.8856	0.7714
	MCC ↑	0.7130	0.2641	0.1671	0.1939	0.7309	0.4748	0.4544	0.3597	0.6149	0.3203
Person. Conv. Impact Forec. (Sec. 2.2.2)	RMSE ↓	521.77	566.48	547.91	567.99	473.42	511.20	550.85	567.41	503.57	582.63
	MAE ↓	96.29	108.64	97.02	110.58	83.24	100.02	99.84	107.74	86.52	114.50
Person. Conv. Next-Text Gen. (Sec. 2.2.3)	ROUGE-1 ↑	0.2847	0.2417	0.2507	0.2247	0.2204	0.1777	0.2148	0.1761	0.1857	0.1532
	ROUGE-L ↑	0.2045	0.1581	0.1836	0.1471	0.1712	0.1143	0.1548	0.1095	0.1344	0.0969
	METEOR ↑	0.2684	0.2497	0.2124	0.2329	0.1939	0.1770	0.1851	0.1837	0.1638	0.1529
	BLEU ↑	0.0543	0.0225	0.0303	0.0176	0.0500	0.0121	0.0409	0.0101	0.0355	0.0090
	SBERT ↑	0.5014	0.4626	0.4559	0.4333	0.4112	0.3720	0.3950	0.3652	0.3903	0.3617

Table H: Main results across the three personalized conversational benchmark tasks. Within each cell, the **Conversational performance (bolded, left)** is shown separated by a vertical line from the Non-Conversational performance (right) for the respective models. Results are computed on the **books domain**. We report standard metrics for classification (Accuracy, F1, MCC), regression (RMSE, MAE), and text generation (ROUGE, METEOR, BLEU, SBERT).

Task	Metric	PERSONALIZED (Conversational Non-Conversational)									
		GPT-4.1		GPT-4o-mini		Claude-3.5		LLaMA3.3		DeepSeek-R1	
Person. Conv. Senti. Classif. (Sec. 2.2.1)	Accuracy ↑	0.8141	0.6803	0.6914	0.6468	0.8550	0.6952	0.7993	0.6952	0.8476	0.7026
	F1 ↑	0.8792	0.7923	0.7701	0.7397	0.9037	0.7919	0.7754	0.6821	0.8422	0.7090
	MCC ↑	0.5452	0.1422	0.3038	0.1916	0.6532	0.2341	0.5004	0.2387	0.6291	0.3413
Person. Conv. Impact Forec. (Sec. 2.2.2)	RMSE ↓	251.42	267.50	251.65	267.93	229.07	266.28	259.81	266.54	217.15	267.38
	MAE ↓	85.94	95.06	86.34	95.75	72.44	91.47	86.91	93.06	72.97	93.42
Person. Conv. Next-Text Gen. (Sec. 2.2.3)	ROUGE-1 ↑	0.2798	0.2252	0.2552	0.2127	0.2276	0.1736	0.2137	0.1575	0.1877	0.1420
	ROUGE-L ↑	0.2070	0.1513	0.1913	0.1422	0.1796	0.1156	0.1607	0.1001	0.1437	0.0904
	METEOR ↑	0.2815	0.2480	0.2274	0.2356	0.2030	0.1755	0.1950	0.1768	0.1744	0.1505
	BLEU ↑	0.0581	0.0211	0.0311	0.0176	0.0536	0.0124	0.0456	0.0090	0.0390	0.0078
	SBERT ↑	0.4745	0.4335	0.4411	0.4048	0.3949	0.3474	0.3729	0.3311	0.3667	0.3236

Table I: Main results across the three personalized conversational benchmark tasks. Within each cell, the **Conversational performance (bolded, left)** is shown separated by a vertical line from the Non-Conversational performance (right) for the respective models. Results are computed on the **entrepreneur domain**. We report standard metrics for classification (Accuracy, F1, MCC), regression (RMSE, MAE), and text generation (ROUGE, METEOR, BLEU, SBERT).

Task	Metric	PERSONALIZED (Conversational Non-Conversational)									
		GPT-4.1		GPT-4o-mini		Claude-3.5		LLaMA3.3		DeepSeek-R1	
Person. Conv. Senti. Classif. (Sec. 2.2.1)	Accuracy ↑	0.8758	0.7362	0.7119	0.7119	0.8694	0.7933	0.7977	0.7375	0.8540	0.7157
	F1 ↑	0.9180	0.8322	0.7919	0.7938	0.9137	0.8648	0.7840	0.7301	0.8485	0.7165
	MCC ↑	0.6911	0.2718	0.3528	0.3167	0.6532	0.4577	0.4739	0.3357	0.6316	0.3160
Person. Conv. Impact Forec. (Sec. 2.2.2)	RMSE ↓	322.29	422.60	330.27	423.93	303.67	419.79	343.73	423.05	317.46	421.96
	MAE ↓	112.66	135.41	111.48	137.41	100.94	130.84	117.70	135.02	101.05	132.72
Person. Conv. Next-Text Gen. (Sec. 2.2.3)	ROUGE-1 ↑	0.2782	0.2283	0.2511	0.2145	0.2063	0.1636	0.1962	0.1508	0.1719	0.1338
	ROUGE-L ↑	0.2074	0.1638	0.1965	0.1521	0.1674	0.1175	0.1515	0.1017	0.1363	0.0924
	METEOR ↑	0.2618	0.2323	0.2114	0.2228	0.1001	0.1627	0.1727	0.1629	0.1574	0.1385
	BLEU ↑	0.0498	0.0218	0.0314	0.0175	0.0448	0.0139	0.0370	0.0091	0.0354	0.0089
	SBERT ↑	0.4536	0.4184	0.4222	0.3788	0.3743	0.3383	0.3557	0.3149	0.3536	0.3122

Table J: Main results across the three personalized conversational benchmark tasks. Within each cell, the **Conversational performance (bolded, left)** is shown separated by a vertical line from the Non-Conversational performance (right) for the respective models. Results are computed on the **gaming domain**. We report standard metrics for classification (Accuracy, F1, MCC), regression (RMSE, MAE), and text generation (ROUGE, METEOR, BLEU, SBERT).

Task	Metric	PERSONALIZED (Conversational Non-Conversational)									
		GPT-4.1		GPT-4o-mini		Claude-3.5		LLaMA3.3		DeepSeek-R1	
Person. Conv. Senti. Classif. (Sec. 2.2.1)	Accuracy ↑	0.9535	0.9030	0.8566	0.8606	0.9585	0.9172	0.9263	0.8758	0.9383	0.8636
	F1 ↑	0.9749	0.9474	0.9181	0.9209	0.9776	0.9549	0.9231	0.8821	0.9397	0.8791
	MCC ↑	0.6793	0.3362	0.3679	0.3568	0.7170	0.4456	0.5095	0.3165	0.6373	0.3809
Person. Conv. Impact Forec. (Sec. 2.2.2)	RMSE ↓	327.02	351.75	317.19	352.81	306.81	351.49	343.73	351.85	319.12	356.44
	MAE ↓	98.31	112.67	93.64	115.21	85.36	111.13	96.56	112.73	87.14	112.02
Person. Conv. Next-Text Gen. (Sec. 2.2.3)	ROUGE-1 ↑	0.2943	0.2348	0.2699	0.2236	0.2315	0.3708	0.2111	0.1528	0.1934	0.1425
	ROUGE-L ↑	0.2334	0.1718	0.2167	0.1623	0.1906	0.1221	0.1678	0.1043	0.1564	0.1004
	METEOR ↑	0.2841	0.2471	0.2308	0.2202	0.2036	0.1726	0.1865	0.1654	0.1793	0.1484
	BLEU ↑	0.0622	0.0242	0.0426	0.0201	0.0553	0.0138	0.0488	0.0097	0.0453	0.0103
	SBERT ↑	0.4917	0.4476	0.4593	0.4097	0.4221	0.3708	0.3900	0.3443	0.3941	0.3512

Table K: Main results across the three personalized conversational benchmark tasks. Within each cell, the **Conversational performance (bolded, left)** is shown separated by a vertical line from the Non-Conversational performance (right) for the respective models. Results are computed on the **life domain**. We report standard metrics for classification (Accuracy, F1, MCC), regression (RMSE, MAE), and text generation (ROUGE, METEOR, BLEU, SBERT).

		PERSONALIZED (Conversational Non-Conversational)									
Task	Metric	GPT-4.1		GPT-4o-mini		Claude-3.5		LLaMA3.3		DeepSeek-R1	
Person. Conv. Senti. Classif. (Sec. 2.2.1)	Accuracy ↑	0.9275	0.8101	0.7353	0.7192	0.9190	0.9132	0.8412	0.7572	0.9079	0.7618
	F1 ↑	0.9568	0.8875	0.8260	0.8135	0.9521	0.8935	0.8365	0.7698	0.9062	0.7788
	MCC ↑	0.7426	0.2887	0.2998	0.2789	0.7103	0.4782	0.4405	0.2856	0.6823	0.3467
Person. Conv. Impact Forec. (Sec. 2.2.2)	RMSE ↓	251.09	287.45	244.86	288.76	202.03	282.99	278.68	287.35	215.91	301.30
	MAE ↓	94.31	108.45	90.92	110.64	72.22	102.99	100.70	108.09	78.22	109.85
Person. Conv. Next-Text Gen. (Sec. 2.2.3)	ROUGE-1 ↑	0.2684	0.2247	0.2450	0.2104	0.2037	0.1648	0.1951	0.1545	0.1661	0.1362
	ROUGE-L ↑	0.2015	0.1547	0.1863	0.1445	0.1580	0.1125	0.1457	0.1004	0.1268	0.0905
	METEOR ↑	0.2607	0.2367	0.2105	0.2252	0.1014	0.1668	0.1753	0.1726	0.1538	0.1452
	BLEU ↑	0.0522	0.0205	0.0317	0.0168	0.0451	0.0125	0.0374	0.0092	0.0335	0.0082
	SBERT ↑	0.4691	0.4354	0.4346	0.4012	0.3808	0.3544	0.3642	0.3383	0.3544	0.3300

Table L: Main results across the three personalized conversational benchmark tasks. Within each cell, the **Conversational performance (bolded, left)** is shown separated by a vertical line from the Non-Conversational performance (right) for the respective models. Results are computed on the **movies domain**. We report standard metrics for classification (Accuracy, F1, MCC), regression (RMSE, MAE), and text generation (ROUGE, METEOR, BLEU, SBERT).

		PERSONALIZED (Conversational Non-Conversational)									
Task	Metric	GPT-4.1		GPT-4o-mini		Claude-3.5		LLaMA3.3		DeepSeek-R1	
Person. Conv. Senti. Classif. (Sec. 2.2.1)	Accuracy ↑	0.9382	0.7935	0.5463	0.4607	0.9298	0.8427	0.8553	0.6868	0.9003	0.6278
	F1 ↑	0.9654	0.8784	0.6760	0.5862	0.9605	0.9094	0.8615	0.7370	0.9049	0.6931
	MCC ↑	0.6825	0.2072	0.0969	0.0608	0.6467	0.3165	0.3751	0.1313	0.5761	0.1797
Person. Conv. Impact Forec. (Sec. 2.2.2)	RMSE ↓	367.21	407.40	371.91	408.70	326.02	404.32	365.87	407.55	341.57	406.78
	MAE ↓	120.92	134.97	121.48	138.43	105.36	130.32	122.09	135.53	118.61	133.20
Person. Conv. Next-Text Gen. (Sec. 2.2.3)	ROUGE-1 ↑	0.2670	0.2082	0.2309	0.1966	0.2104	0.1495	0.2037	0.1462	0.1692	0.1218
	ROUGE-L ↑	0.2034	0.1426	0.1734	0.1354	0.1680	0.1003	0.1570	0.0940	0.1342	0.0805
	METEOR ↑	0.2526	0.2046	0.1905	0.1955	0.1901	0.1454	0.1844	0.1536	0.1568	0.1220
	BLEU ↑	0.0705	0.0163	0.0299	0.0139	0.0703	0.0109	0.0640	0.0075	0.0520	0.0067
	SBERT ↑	0.4643	0.4154	0.4193	0.3809	0.3823	0.3324	0.3661	0.3240	0.3609	0.3152

Table M: Main results across the three personalized conversational benchmark tasks. Within each cell, the **Conversational performance (bolded, left)** is shown separated by a vertical line from the Non-Conversational performance (right) for the respective models. Results are computed on the **politics domain**. We report standard metrics for classification (Accuracy, F1, MCC), regression (RMSE, MAE), and text generation (ROUGE, METEOR, BLEU, SBERT).

Task	Metric	PERSONALIZED (Conversational Non-Conversational)									
		GPT-4.1		GPT-4o-mini		Claude-3.5		LLaMA3.3		DeepSeek-R1	
Person. Conv. Senti. Classif. (Sec. 2.2.1)	Accuracy ↑	0.8957	0.7174	0.6043	0.5913	0.8783	0.7174	0.8304	0.6870	0.8174	0.6376
	F1 ↑	0.9351	0.8159	0.7074	0.6948	0.9239	0.8127	0.8304	0.7038	0.8310	0.6681
	MCC ↑	0.6759	0.2102	0.1592	0.1448	0.6240	0.2436	0.5053	0.2012	0.5279	0.2314
Person. Conv. Impact Forec. (Sec. 2.2.2)	RMSE ↓	276.02	289.46	271.00	290.53	259.62	287.14	284.18	289.17	265.02	288.90
	MAE ↓	80.67	89.55	78.87	91.52	68.97	84.87	80.60	88.84	71.08	87.69
Person. Conv. Next-Text Gen. (Sec. 2.2.3)	ROUGE-1 ↑	0.2872	0.2282	0.2502	0.2143	0.2254	0.1763	0.2233	0.1622	0.1901	0.1460
	ROUGE-L ↑	0.2173	0.1536	0.1870	0.1439	0.1783	0.1161	0.1704	0.1036	0.1459	0.0951
	METEOR ↑	0.2888	0.2370	0.2171	0.2246	0.2056	0.1761	0.2048	0.1749	0.1794	0.1499
	BLEU ↑	0.0710	0.0197	0.0341	0.0168	0.0670	0.0126	0.0633	0.0091	0.0520	0.0081
	SBERT ↑	0.4990	0.4484	0.4615	0.4165	0.4138	0.3691	0.3954	0.3492	0.3855	0.3458

Table N: Main results across the three personalized conversational benchmark tasks. Within each cell, the **Conversational performance (bolded, left)** is shown separated by a vertical line from the Non-Conversational performance (right) for the respective models. Results are computed on the **science domain**. We report standard metrics for classification (Accuracy, F1, MCC), regression (RMSE, MAE), and text generation (ROUGE, METEOR, BLEU, SBERT).

Task	Metric	PERSONALIZED (Conversational Non-Conversational)									
		GPT-4.1		GPT-4o-mini		Claude-3.5		LLaMA3.3		DeepSeek-R1	
Person. Conv. Senti. Classif. (Sec. 2.2.1)	Accuracy ↑	0.8944	0.7325	0.5809	0.5315	0.8876	0.7338	0.8041	0.6627	0.8535	0.6098
	F1 ↑	0.9375	0.8353	0.7036	0.6497	0.9335	0.8340	0.7990	0.6932	0.8565	0.6524
	MCC ↑	0.6105	0.1253	0.0543	0.0523	0.5841	0.1641	0.3057	0.1219	0.5270	0.0944
Person. Conv. Impact Forec. (Sec. 2.2.2)	RMSE ↓	280.00	300.47	271.06	301.76	257.96	297.42	290.93	300.35	263.41	299.60
	MAE ↓	95.27	105.68	93.10	108.30	83.43	101.10	95.33	105.49	86.16	103.77
Person. Conv. Next-Text Gen. (Sec. 2.2.3)	ROUGE-1 ↑	0.2796	0.2160	0.2394	0.2050	0.2149	0.1569	0.2059	0.1524	0.1801	0.1291
	ROUGE-L ↑	0.2132	0.1479	0.1789	0.1399	0.1704	0.1060	0.1574	0.0991	0.1409	0.0855
	METEOR ↑	0.2661	0.2168	0.2023	0.2073	0.1912	0.1528	0.1853	0.1602	0.1674	0.1299
	BLEU ↑	0.0708	0.0180	0.0305	0.0154	0.0631	0.0107	0.0551	0.0082	0.0507	0.0071
	SBERT ↑	0.4791	0.4223	0.4319	0.3905	0.3950	0.3361	0.3693	0.3260	0.3704	0.3244

Table O: Main results across the three personalized conversational benchmark tasks. Within each cell, the **Conversational performance (bolded, left)** is shown separated by a vertical line from the Non-Conversational performance (right) for the respective models. Results are computed on the **technology domain**. We report standard metrics for classification (Accuracy, F1, MCC), regression (RMSE, MAE), and text generation (ROUGE, METEOR, BLEU, SBERT).

Task	Metric	PERSONALIZED									
		(Conversational Non-Conversational)									
		GPT-4.1		GPT-4o-mini		Claude-3.5		LLaMA3.3		DeepSeek-R1	
Person. Conv. Senti. Classif. (Sec. 2.2.1)	Accuracy ↑	0.9294	0.7699	0.5920	0.5153	0.9264	0.8037	0.8589	0.6411	0.8712	0.5490
	F1 ↑	0.9603	0.8619	0.7127	0.6393	0.9585	0.8806	0.8666	0.7018	0.8800	0.6246
	MCC ↑	0.6494	0.1953	0.1824	0.1246	0.6371	0.3687	0.4244	0.1384	0.4989	0.1214
Person. Conv. Impact Forec. (Sec. 2.2.2)	RMSE ↓	257.22	268.26	258.80	269.83	249.99	269.30	260.40	268.68	258.96	267.99
	MAE ↓	96.35	104.35	95.73	106.97	87.44	101.29	93.78	104.52	96.48	102.32
Person. Conv. Next-Text Gen. (Sec. 2.2.3)	ROUGE-1 ↑	0.2712	0.2148	0.2375	0.2049	0.2087	0.1550	0.2067	0.1492	0.1707	0.1272
	ROUGE-L ↑	0.2045	0.1485	0.1776	0.1408	0.1634	0.1062	0.1584	0.0965	0.1333	0.0845
	METEOR ↑	0.2571	0.2089	0.1992	0.2034	0.1847	0.1491	0.1875	0.1554	0.1594	0.1250
	BLEU ↑	0.0628	0.0173	0.0284	0.0145	0.0561	0.0102	0.0526	0.0078	0.0423	0.0068
	SBERT ↑	0.4780	0.4271	0.4363	0.3952	0.3942	0.3551	0.3780	0.3368	0.3699	0.3311

Table P: Main results across the three personalized conversational benchmark tasks. Within each cell, the **Conversational performance (bolded, left)** is shown separated by a vertical line from the Non-Conversational performance (right) for the respective models. Results are computed on the **worldnews domain**. We report standard metrics for classification (Accuracy, F1, MCC), regression (RMSE, MAE), and text generation (ROUGE, METEOR, BLEU, SBERT).