
AUTOLAW: Enhancing Legal Compliance in Large Language Models via Case Law Generation and Jury-Inspired Deliberation

Tai D. Nguyen, Long H. Pham, Jun Sun
 Singapore Management University, Singapore
 {dtnghuyen.2019,hlpham,junsun}@smu.edu.sg

Abstract

The rapid advancement of domain-specific large language models (LLMs) in fields like law necessitates frameworks that account for nuanced regional legal distinctions, which are critical for ensuring compliance and trustworthiness. Existing legal evaluation benchmarks often lack adaptability and fail to address diverse local contexts, limiting their utility in dynamically evolving regulatory landscapes. To address these gaps, we propose AUTOLAW, a novel violation detection framework that combines adversarial data generation with a jury-inspired deliberation process to enhance legal compliance of LLMs. Unlike static approaches, AUTOLAW dynamically synthesizes case law to reflect local regulations and employs a pool of LLM-based “jurors” to simulate judicial decision-making. Jurors are ranked and selected based on synthesized legal expertise, enabling a deliberation process that minimizes bias and improves detection accuracy. Evaluations across three benchmarks: Law-SG, Case-SG (legality), and Unfair-TOS (policy), demonstrate AUTOLAW’s effectiveness: adversarial data generation improves LLM discrimination, while the jury-based voting strategy significantly boosts violation detection rates. Our results highlight the framework’s ability to adaptively probe legal misalignments and deliver reliable, context-aware judgments, offering a scalable solution for evaluating and enhancing LLMs in legally sensitive applications.

1 Introduction

The rapidly improving capability of general-purpose large language models (LLMs) has accelerated the development of domain-specific LLMs for fields like biomedicine, finance, and law [20, 11]. While legal frameworks share common principles across jurisdictions, local nuances, such as Singapore’s prohibition of “eating on trains” compared to its permissibility in the United States [3], demand meticulous handling to ensure LLMs provide accurate, regionally compliant responses. Failure to address these distinctions risks severe consequences, including regulatory violations, safety hazards, and erosion of user trust [52]. Yet, current methods for evaluating LLMs’ grasp of localized legal knowledge remain inadequate, raising urgent questions about their reliability in real-world applications.

A core challenge lies in the lack of adaptive, context-aware benchmarks. Existing datasets like LegalBench [16] and LexGLUE [7] focus on broad legal tasks but inadequately represent jurisdictional diversity. Static benchmarks further struggle to keep pace with LLMs’ rapid evolution, leaving emerging gaps in legal reasoning, such as subtle conflicts between regional policies, undetected [8]. To address these limitations, we argue for the development of frameworks that dynamically evaluate models through automated, scenario-based probes, moving beyond fixed, labor-intensive evaluations.

We propose AUTOLAW, a novel framework that integrates **adversarial legal data synthesis** with a **jury-inspired deliberation mechanism** to enhance LLMs’ legal compliance. Unlike traditional fine-tuning approaches, AUTOLAW dynamically constructs a database of synthesized case law (i.e., historical judicial decisions tailored to local regulations) and assembles a “jury” of LLMs assigned specialized legal roles (e.g., Lawyer). These jurors are ranked by their expertise on synthesized case law and collaboratively deliberate on violation detection tasks, mimicking real-world judicial processes. By prioritizing adaptive reasoning over rigid parameter updates, AUTOLAW minimizes biases while improving contextual accuracy.

We evaluate AUTOLAW on three benchmarks spanning legality (Law-SG, Case-SG) and policy violation (Unfair-TOS [2]) scenarios. Our results demonstrate that: (1) **adversarial data generation** effectively discriminates between LLMs’ capabilities, exposing gaps in nuanced legal understanding (Figure 1a); (2) **the jury deliberation strategy** increases violation detection accuracy over majority voting, while juror ranking ensures consistent reliability across diverse pools (Figure 1b). These advancements position AUTOLAW as a critical tool for developing legally robust LLMs, bridging the gap between static benchmarks and the dynamic demands of global compliance.

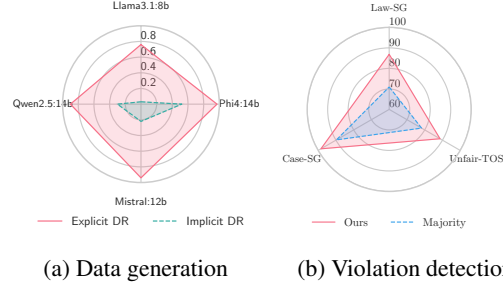


Figure 1: AUTOLAW generates adversarial data and improves violation detection. Figure (a) shows detection rates (DR, the lower the better at discriminating LLMs) on explicit (trivial) and implicit (nuanced) data. Figure (b) presents violation detection rates (the higher the better performance) on three datasets.

2 Challenges

To systematically evaluate techniques for enhancing LLMs’ understanding of region-specific legal frameworks, we adopt Singapore (a strict jurisdiction with distinct legal nuances) as a case study. Our investigation is structured around two pillars: (1) **dataset generation**: we synthesize both explicit (trivial) and implicit (adversarial) legal scenarios to probe LLMs’ grasp of Singaporean law; (2) **violation detection enhancement**: we experiment with three complementary strategies: model editing, alignment, and retrieval-augmented generation (RAG) techniques.

2.1 Data Generation

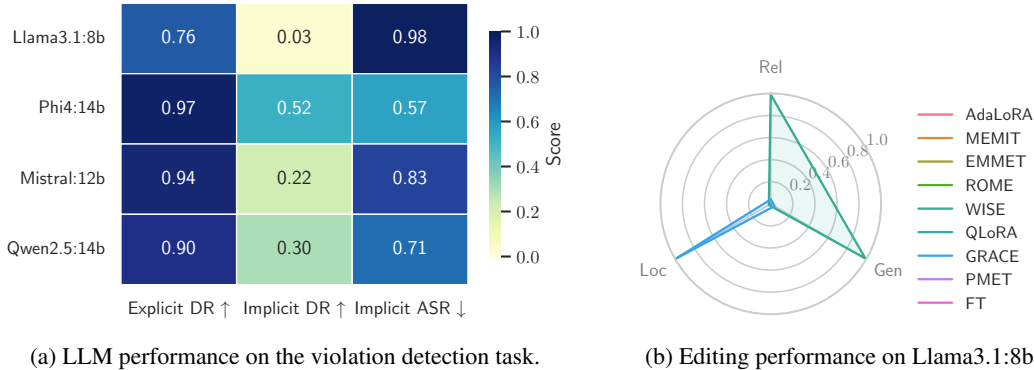


Figure 2: LLM performance on the violation detection task and editing performance on Llama3.1:8b. In the left figure, explicit DR and implicit DR represent the detection rates on the direct data generation and adversarial data generation benchmarks, respectively. In right figure, only WISE and GRACE show significant results across three metrics: rel, gen, and loc.

Direct Data Generation Fails to Distinguish Model Capabilities. To evaluate the effectiveness of LLMs in identifying region-specific legal violations, we first generate a baseline dataset using direct prompting. Twenty-five distinct regulatory violations are systematically selected from five



Figure 3: Performance comparison of LLMs with DPO and RAG enhancements. The **origin** represents baseline LLM performance without DPO or RAG.

Singaporean regulations (Table 5), and GPT-3.5 is prompted to generate 1,000 synthetic scenarios explicitly embedding these violations (see prompts in Table 7). Violation detection performance is evaluated using the detection rate (explicit DR), defined as the percentage of correctly identified violations, measured via a standardized prompting framework [63].

As illustrated in Figure 2a, four leading LLMs demonstrate remarkably high DRs (exceeding 0.76) on these synthetic scenarios. Notably, Phi4:14b achieves a near-ceiling DR of 0.97, indicating near-perfect identification of explicit violations. While these results confirm the proficiency of LLMs in recognizing explicit misconduct, the consistency in performance across models (with the variation $\Delta DR < 0.21$) reveals a critical limitation: *the dataset has limited capability to meaningfully differentiate model capabilities*. This highlights the inadequacy of the current approach and emphasizes the need for more sophisticated benchmarks that test models with subtle, contextually rich violations rather than relying on datasets generated through direct prompting.

Adversarial Testing Increases Discriminative Power. Recent advances in adversarial testing [41, 63, 47] have demonstrated its effectiveness in discriminating LLMs by probing their responses to long-tailed test inputs. Inspired by the adversarial framework ALI-Agent [63] and the principle-guided methodology of SELF-ALIGN [47], we employ an iterative refinement process to generate long-tailed scenarios, containing subtle but meaningful violations. These violations are designed to evade detection that prompts the target LLM with a specific violation detection prompt [63].

We use GPT3.5 to refine 1000 initial scenarios, resulting in a dataset of 3,150 scenarios for evaluating four mainstream LLMs, including Llama3.1:8b, Phi4:14b, Mistral:12b, and Qwen2.5:14b. Figure 2a reveals significant model disparities through two metrics: detection rate (implicit DR) and attack success rate (ASR). The ASR measures how often GPT3.5 can successfully refine a scenario. The observed DR ranges widely, from 0.03 to 0.52, showing substantial variation across LLMs. The ASR ranges from 0.57 to 0.98, with Llama3.1:8b being most vulnerable to adversarial testing. In contrast, the 14B-parameter models, including Qwen2.5:14b and Phi4:14b prove more resistant, with ASRs of 0.57 and 0.71, respectively. Larger models demonstrate better attack resistance and higher detection rates. This wide discrepancy highlights the efficacy of the adversarial dataset in discriminating between model capabilities.

2.2 Violation Detection

To improve an LLM’s capability of understanding region-specific law, we adopt and evaluate the following popular model customization techniques in our study.

Model Editing Harms General Abilities of LLMs. Model editing has emerged as an efficient technique for dynamically updating knowledge in LLMs. To assess its potential for improving law violation detection performance, we systematically evaluate ten model editing methods on Llama3.1 using 3,150 successful refinement scenarios from the above-mentioned studies. These scenarios are partitioned into training (80%) and testing (20%) subsets, with performance rigorously evaluated

across three established metrics [35]: *reliability* (the ability to recall updated knowledge), *generality* (the ability to generalize updated knowledge), and *locality* (preservation of unrelated information). For the locality evaluation, we construct a complementary dataset by sampling an equivalent number of test instances from the DROP [13] benchmark, ensuring a balanced comparison of the model’s ability to retain unmodified reasoning skills (see Sect. B.2 for editing details).

As shown in Figure 2b, the experimental results highlight a stark contrast between the editing method named WISE [53] and other model editing methods. While WISE achieves high reliability and generality, its significantly lower locality score suggests overfitting, likely due to its tendency to respond “Yes” to all input scenarios uniformly. This pattern indicates that WISE prioritizes correctness in edited cases at the expense of preserving unrelated knowledge. In contrast, other methods severely degrade model performance, rendering outputs unreliable or unusable across all evaluated metrics. The results indicate that model editing impairs the general capabilities of LLMs, rendering them unsuitable for the violation detection task.

Alignment Methods Effectively Detect Violations. Direct Preference Optimization (DPO) [43], have garnered significant interest due to their scalability and ease of use. To evaluate whether DPO can improve LLMs’ ability to detect violations, we assess DPO across four mainstream LLMs using 3150 refinement scenarios used in the above study. These scenarios are partitioned into training (80%) and testing (20%) subsets, with model performance measured using F_1 (see Sect. B.3 for alignment details). Figure 3 reveals a notable enhancement in performance, with F_1 scores rising across all models¹. Among them, Qwen2.5:14b attains the highest F_1 score after applying DPO, whereas Phi4:12b excels prior to DPO. The most significant leap, however, is observed in Llama3.1:8b, which records the greatest improvement with a delta of 0.5. These findings underscore the effectiveness of DPO in bolstering the violation detection capabilities of the pretrained models.

Retrieval-Augmented Generation Yields Impressive Gains. Another approach to improve violation detection is Retrieval-Augmented Generation (RAG), a method that enhances the reasoning ability of LLMs by supplementing them with external knowledge. To evaluate RAG’s effectiveness, we utilize the same dataset from the prior experiment and compare F_1 scores across four configurations: violation detection prompt [63] (Direct), Zero-Shot-CoT (CoT) without information retrieval (IR), and CoT with IR (see Sect. B.4 for RAG details).

Figure 3 shows a notable performance improvement when using Zero-Shot-CoT compared to the baseline in all cases. Surprisingly, CoT with IR in Mistral:12b yields a lower F_1 score than CoT. Further analysis indicates that the provided context is misleading, causing the LLMs to misinterpret the question. For example, when a scenario involving MRT misconduct is paired with context about liquor-related violations, the LLM may incorrectly conclude that no violation has occurred, correctly identifying the absence of liquor misconduct, but failing to recognize the actual MRT-related offense. The results confirm that RAG enhances violation detection, but its effectiveness hinges on the quality of the provided context.

3 Method of AUTOLAW

Based on the observations and considerations identified in Sect 2, we propose a law-abiding system AUTOLAW to mitigate bias amplification and reliability risks inherent in standalone alignment methods and RAG systems. Our framework automatically strengthens the violation detection ability of LLMs for local regulations through three optimized stages (Figure 4b): **(stage 1) case law generation**: extracts actionable misconducts from regulations and generates violated scenarios through an adversarial testing process, **(stage 2) jury selection**: ranks jury pool members for each case law according to the correctness of their results, **(stage 3) jury deliberation**: aggregates votes from a selected jury to determine the verdict. An example illustrating the calculation at each stage is provided in Table 1.

3.1 Case Law Generation

A case law dataset is generated from a set of regulations R through the following process. First, each regulation $r \in R$ is analyzed to extract a list of potential misconducts. Next, each misconduct m

¹0.52* indicates a failure to perform DPO on Phi4 due to architectural differences between the Unsloth [1] Phi4 and the original release.

Stage	Name	Description
Stage 1	Regulation – r	Singapore Rapid Transit Systems.
	Misconduct – m	Consuming food or drinks except in designated areas.
	Case law – $\text{ALI}(m)$	A commuter sneaks a quick bite of a sandwich while riding the train, trying to discreetly finish their meal before reaching their destination.
Stage 2	Jury pool – P	(Judge, Llama3.1), (Prosecutor, Llama3.1), (Judge, Qwen2.5), (Lawyer, Qwen2.5), (Prosecutor, Phi4), (Judge, Mistral).
	Verifier – $\mathcal{V}(m, r)$	(0.2, 0.5, 0.3, 1.0, 0.9, 0.8, 0.7).
	Jury – $\mathcal{J}(x)$	(Judge, Qwen2.5), (Lawyer, Qwen2.5), (Prosecutor, Phi4).
Stage 3	Input – x	Sarah quickly unwrapped her sandwich and took a bite on the train due to a medical condition that required her to eat immediately.
	Votes	Yes, Yes, No.
	Output – y	Yes.

Table 1: Examples of different components in AUTOLAW. The highlighted colors match with the colors in the Fig. 4b. To handle the input x , three jurors are selected from a jury pool of six according to the ranking scores produced by the \mathcal{V} . The aggregated output is **Yes**.

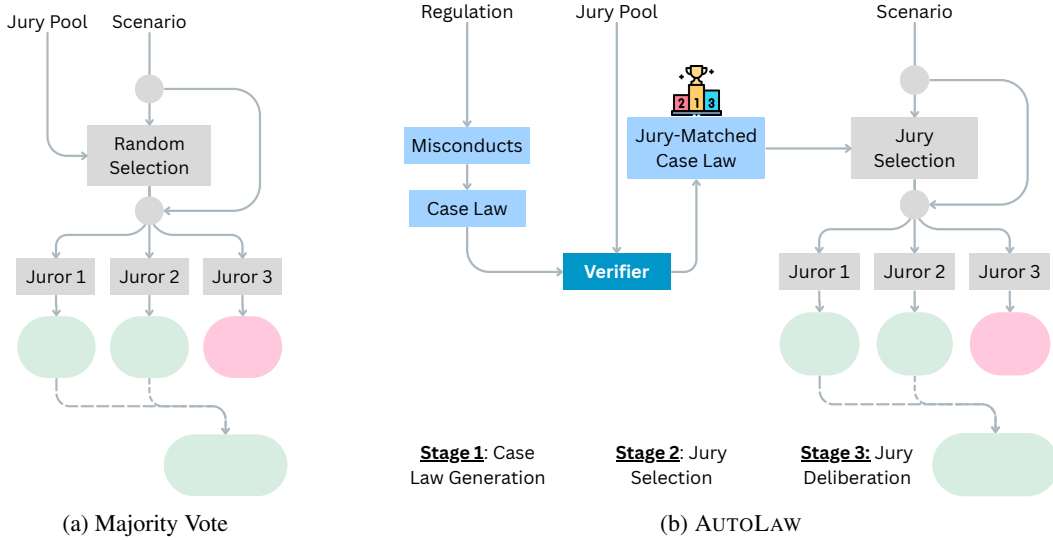


Figure 4: An overview of the existing majority vote (a) and the proposed AUTOLAW (b). The majority vote approach randomly selects jurors from a juror pool and adopts the answer with the most votes. In contrast, AUTOLAW selects the top k jurors from the pool for each scenario, using generated scenarios as demonstrations to improve detection performance. Additionally, the Stage 1 and Stage 2 are pre-computed offline to minimize the runtime overhead during ranking.

undergoes a refinement loop using the ALI method [63] to produce long-tailed scenarios x . These long-tailed cases, along with their corresponding misconducts and regulations, are compiled into the dataset:

$$\mathcal{C} = \{(x, m, r) \mid x \in \text{ALI}(m) \wedge m \in \text{LLM}(p \oplus r) \wedge r \in R\}$$

where $\text{LLM}(p \oplus r)$ denotes the extraction of misconducts using a language model, and $\text{ALI}(m)$ represents the generation of edge case scenarios from misconduct. For example, from the misconduct “Bringing dangerous or flammable substances.” of a regulation “Singapore Rapid Transit Systems”, we generate a scenario such as “Sarah wanted to surprise her friends with fireworks at a gathering. As she boarded the MRT, the fireworks accidentally ignited, causing a brief moment of surprise among passengers.”

Algorithm 1: Jury Selection + CL Generation

Input : Regulation R
 Jury pool P

```

1 let  $\mathcal{C}^* \leftarrow \emptyset$ ;
2 foreach  $r \in R$  do
3   foreach  $m \leftarrow LLM(p \oplus r)$  do
4     foreach  $x \in ALI(m)$  do
5        $\mathcal{C}^* \leftarrow \mathcal{C}^* \cup \{(r, m, x, \mathcal{J}(x))\}$ ;
6     end
7   end
8 end
Output : Jury-matched case law  $\mathcal{C}^*$ 

```

Algorithm 2: Jury Deliberation

Input : Jury-matched case law \mathcal{C}^*
 Threshold θ
 Input scenario x

```

1 let  $y \leftarrow false$ ;
2 let  $votes \leftarrow 0$ ;
3 let  $\hat{x} \leftarrow \arg \max_{\hat{x} \in \mathcal{C}^*} \text{sim}(x, \hat{x})$ ;
4 foreach  $J \in \mathcal{J}(\hat{x})$  do
5    $votes \leftarrow votes + \mathcal{F} \circ J(p \oplus \hat{x} \oplus x)$ ;
6 end
7 let  $y \leftarrow votes > \theta * |\mathcal{J}(\hat{x})|$ ;
Output : Verdict  $y$ 

```

3.2 Jury Selection

A jury pool P is formed by integrating existing LLMs (both pre-trained and fine-tuned) and assigning them specific roles. For instance, a pre-trained Qwen2.5 may serve as a judge, while a fine-tuned Llama3.1 could act as a lawyer. All potential jurors, denoted as J , undergo a rigorous evaluation to assess their legal knowledge and suitability. The evaluation process is formalized as follows:

$$\mathcal{J}(x) = \arg \max_{\substack{S \subseteq P \\ |S|=k}} \sum_{J \in S} \mathcal{V}(m, r) \circ J(p \oplus x), \quad \text{where } (x, m, r) \in \mathcal{C}, k \in \mathbb{N}, k > 0$$

where x represents a scenario that belongs to a case law dataset \mathcal{C} . The top k jurors with the highest scores are selected for $\mathcal{J}(x)$. The verifier $\mathcal{V}(m, r)$ is an evaluator function that evaluates the juror's response, assigning a correctness score from 0.0 to 1.0. Powered by advanced language models (e.g., GPT4.1), the verifier is capable of performing sophisticated legal analysis. By analyzing the alleged misconduct and the relevant regulation, the verifier accurately assesses the correctness of a given answer.

3.3 Jury Deliberation

Each jury member independently evaluates the provided scenario x_i and submits their answer. These answers are aggregated to determine the outcome. If more than half of the jury members vote "Yes", indicating a violation, the outcome is "Yes". Otherwise, the outcome is "No". The voting process is formalized as:

$$\text{Let } \hat{x} = \arg \max_{\hat{x} \in \mathcal{C}} \text{sim}(x, \hat{x}).$$

$$\text{Then } y = \begin{cases} 1 & \text{if } \frac{1}{|\mathcal{J}(\hat{x})|} \sum_{J \in \mathcal{J}(\hat{x})} \mathcal{F} \circ J(p \oplus \hat{x} \oplus x) > \theta \\ 0 & \text{otherwise} \end{cases} \quad \text{for threshold } \theta = 0.5.$$

where \mathcal{F} is an evaluator function that returns 1 for violations and 0 for compliant cases. The constant $\theta = 0.5$ enforces a majority voting mechanism. The function sim denotes the semantic similarity function, which maps a pair of scenarios to a score between 0.0 and 1.0. The most similar scenario \hat{x} is a demonstration. The detailed algorithm of AUTOLAW is shown in Algorithm 1 and Algorithm 2, where Jury-matched case law is case law that contains the ranked jury pool.

4 Experiment

In this section, we conduct multiple experiments, aiming to answer the following research questions:

- **RQ1:** How effectively does AUTOLAW detect violated scenarios?
- **RQ2:** How well does AUTOLAW detect violations in real-world scenarios?
- **RQ3:** How do the components of AUTOLAW influence its overall effectiveness?

Settings <i>Zero-Shot-CoT</i>	Law-SG – detection rate \uparrow					
	P_1		P_2		P_3	
	MV	Ours	MV	Ours	MV	Ours
<i>Vote-1</i>	63.35	85.62	73.14	87.52	63.19	83.25
<i>Vote-3</i>	66.19	86.73	76.94	88.31	64.93	84.52
<i>Vote-5</i>	67.46	85.31	78.20	90.36	67.14	84.83
J1	<u>71.88</u>		70.14		53.08	
J2	78.52		78.52		66.98	
J3	53.40		80.09		72.20	
J4	66.67		66.51		50.87	
J5	51.66		74.25		66.67	
J6	67.14		67.61		72.20	

(a) Legality

Settings <i>Zero-Shot-CoT</i>	Unfair-TOS [2] – detection rate \uparrow					
	P_4		P_5		P_6	
	MV	Ours	MV	Ours	MV	Ours
<i>Vote-1</i>	64.94	87.01	69.26	83.98	74.89	87.01
<i>Vote-3</i>	68.83	86.58	77.92	88.74	79.65	86.58
<i>Vote-5</i>	73.59	88.31	80.09	88.74	80.95	88.74
J1	70.13		66.67		<u>78.35</u>	
J2	78.35		90.48		61.47	
J3	82.68		72.29		70.13	
J4	69.70		79.22		74.46	
J5	31.60		<u>84.42</u>		71.86	
J6	61.04		33.77		92.21	

(b) Policy

Table 2: The performance comparison on Legality and Policy.

Datasets. To verify AUTOLAW’s effectiveness as a violation detection framework. We conduct experiments on three datasets covering two key violation types: legality (*Law-SG* and *Case-SG*) and policy (*Unfair-TOS*). Law-SG was systematically generated using ALI [63] by targeting four LLMs, while Case-SG was curated from Singapore newspapers. Unfair-TOS is a subset of LexGLUE [7] (see Appendix A.2 for detailed descriptions of the datasets).

Evaluation Metrics. To evaluate the violation detection capability of LLMs, we adopt a standard metric *detection rate* [63] (DR), which ranges from 0.00 to 100. Detection rate is the percentage of times that the LLM correctly identifies the violated scenarios. A higher detection rate indicates a better identification ability. We apply this metric to all three datasets.

Baselines. We compare AUTOLAW with majority vote (MV) across three jury pools, three legal roles, and seven LLMs. Each jury pool is randomly formed by selecting combinations of LLMs and legal roles. For every dataset, we sample a new set of jury pools. Vote- x (where $x = 1, 3, 5$) denotes a voting setup with x jurors.

Jury Pool Setup. We select four mainstream LLMs along with their corresponding fine-tuned variants, each assigned roles is one of three legal domain: *Judge*, *Lawyer*, and *Prosecutor*. This results in a pool of 21 potential jurors. To form a x -member jury, we first randomly sample six jurors from this pool, simulating the summoning of potential jurors. These six jurors then undergo a jury selection process to finalize the x -member jury. The details of each jury pool are presented in Table 4.

4.1 Performance Comparison (RQ1)

Results. Tables 2a, 2b show the detection rate of six jury pools (P_1 - P_6) on two datasets (Law-SG and Unfair-TOS) across all evaluation settings. Individual detection rates for jurors J1–J6 within each pool are also shown. **Bold** numbers indicate the highest detection rates, while underlined numbers represent the second-highest. From the results, we have the following key observations:

- **AUTOLAW detects more violated cases compared to majority vote in both legal and policy datasets.** The results reveal that AUTOLAW achieves the highest detection rates across all cases. The performance gaps between AUTOLAW and the majority vote baselines are substantial, ranging from 11.37 (*Vote-3*, P_2) to 22.27 (*Vote-1*, P_1). The empirical results demonstrate AUTOLAW’s effectiveness in detecting violations, highlighting the importance of collaboration among LLMs to leverage each model’s strengths.
- **AUTOLAW is reliable.** By comparing voting results across three pool, particularly Vote-5, we observe that AUTOLAW reduces detection rate variance. For example, the standard deviation for majority vote is 6.30 and 4.02, while AUTOLAW achieves lower values of 3.06 and 0.25 in Tables 2a and 2b. These results demonstrate AUTOLAW’s superior consistency across pools.
- **Larger jury pools consistently lead to improved detection performance.** The results exhibit a common performance pattern: $\text{Vote-1} < \text{Vote-3} < \text{Vote-5}$, observed in both AUTOLAW and majority vote. This trend is more pronounced in the majority vote, where jurors are randomly selected. In contrast, AUTOLAW’s performance is influenced by additional factors, such as juror roles and relevant case law. These findings highlight the advantage of larger jury pools in improving detection accuracy across diverse jury settings.
- **Majority vote in heterogeneous LLMs results into average performance.** The detection rates vary across models J1–J6, confirming their heterogeneity. Unlike self-consistency [56], which

Evaluation Settings <i>Zero-Shot-CoT</i>	Case-SG – detection rate \uparrow					
	P_7		P_8		P_9	
	MV	Ours	MV	Ours	MV	Ours
<i>Vote-1</i>	88.10	100.0	88.10	100.0	85.71	97.62
<i>Vote-3</i>	92.86	97.62	85.71	97.62	90.48	100.0
<i>Vote-5</i>	92.86	97.62	85.71	97.62	90.48	100.0
J1	88.10		90.48		<u>90.48</u>	
J2	95.24		90.48		88.10	
J3	85.71		<u>85.71</u>		92.86	
J4	<u>92.86</u>		90.48		<u>90.48</u>	
J5	90.48		80.95		83.33	
J6	90.48		83.33		80.95	

Table 3: The performance comparison on real-world case law in Singapore

improves both reliability and accuracy, majority voting in our setting yields only average results. This behavior is expected, as combining predictions from both strong and weak models typically leads to diluted performance. These findings highlight the necessity of our approach, which aims to enhance voting mechanisms in heterogeneous LLM ensembles.

4.2 Performance Comparison (RQ2)

Motivations. As shown in Section 4.1, AUTOLAW has proven highly effective in uncovering violations deeply embedded within complex, long-tailed scenarios, showcasing its robust detection capabilities across diverse and challenging contexts. Motivated by this success, RQ2 seeks to explore AUTOLAW’s applicability in real-world settings. By evaluating AUTOLAW’s performance in practical scenarios, we aim to assess its potential to assist legal professionals in identifying violations efficiently.

Results. Table 3 shows the detection rate of AUTOLAW on the Case-SG dataset. Individual detection rates for jurors J1–J6 within each pool are also shown. **Bold** numbers indicate the highest detection rates, while underlined numbers represent the second-highest. We observe that individual jurors (J1–J6) achieve consistently high detection rates, with minimum scores of 88.10, 80.95, and 80.95 in pools P_7 , P_8 , and P_9 respectively. This strong performance enables AUTOLAW to achieve a perfect score of 100 in four voting settings, and 97.62 in the remaining ones. It consistently outperforms the majority vote baseline. A closer investigation reveals that real-world case law is typically easy to detect due to two main reasons. First, the violation is often explicit, as in *a man was seen vaping openly on an MRT train while leaning against the doors*. Second, such cases are often accompanied by clear enforcement signals, such as *was issued a fine by enforcement officers*. These results suggest that AUTOLAW is highly effective in identifying legal violations in realistic, regulation-grounded scenarios.

4.3 Ablation Studies (RQ3)

Settings. According to the algorithms 1, 2, AUTOLAW consists of four key components: majority vote, jury selection, legal roles, and demonstrations. The jury selection algorithm ranks and selects high-quality LLMs; legal roles simulate human behavior by assigning responsibility to different models; and demonstrations provide in-context learning examples. We report the detection rates for various combinations on the Law-SG dataset.

Results. As illustrated in Figure 5, jury selection consistently improves detection rates, with particularly strong gains in Pool 1 and Pool 3. The impact of roles on detection rates is complex. In Pool 1 and Pool 2, combining roles with jury selection slightly reduces detection rates compared to using jury selection alone. However, in Pool 3, the inclusion of roles significantly boosts performance, resulting in the highest detection rate observed. In contrast, the use of demonstrations consistently enhances detection rates across all pools. Overall, combining all techniques does not always yield the highest detection rate, as seen in Pools 1 and 3 individually. However, it consistently ensures strong performance.

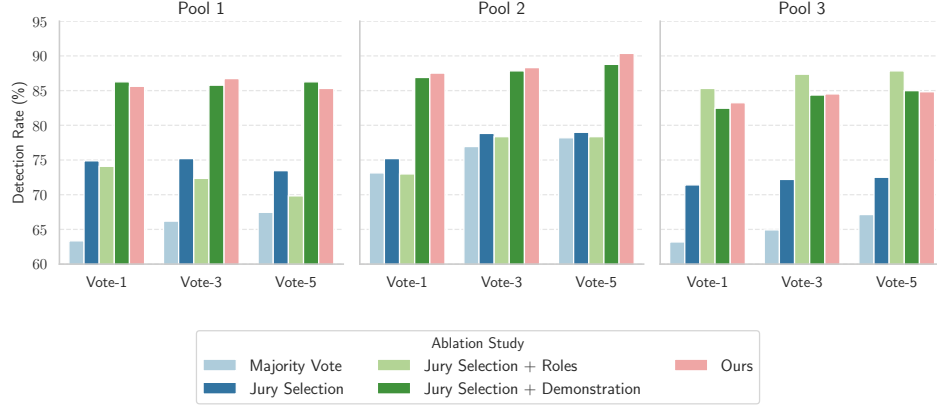


Figure 5: The impact of each component (e.g., jury selection) on Law-SG dataset.

5 Related Work

Our work is related to the literature on legal benchmarks, LLM vote, LLM debate, few-shot prompting, model editing, adversarial testing, and model alignment. The remaining related can be found in Appendix C.

Legal Benchmark. LLMs are highly versatile and can be applied to unforeseen use cases, which makes their evaluation on legal domain particularly challenging. Lately, significant effort is being invested in this direction, with benchmarks being developed for various legal aspects of LLMs including EU AI act compliance (SELF-COMPL [17]), expert-crafted legal tasks (LegalBench [15]), Chinese legal evaluation (LexEval [29]), European Court of Human Rights (ECtHR [5, 6]), Supreme Court of the United States (SCOTUS [25]), European Union legislation (EUR-LEX [4]), contract provision classification (LEDGAR [48]), Unfair Terms of Service (UNFAIR-ToS [2]), and Case Holdings on Legal Decisions (CaseHOLD [64]). While beneficial for LLM research in legal domain, these works lack of automated interpretation of local regulations and do not provide exhaustive coverage across all relevant aspects.

LLM Vote. While LLMs provide useful answers to direct queries, they have been found to be more reliable and accurate when their answers are aggregated from multiple LLM responses. LLM vote involves aggregating answers from several LLMs to achieve a consensus. Majority vote is a multi-path voting method [56, 32, 59, 49, 10] that enhances the reliability and accuracy of the final outcome. Self-Consistency [56] involves sampling multiple answer paths to a single question and aggregating them to produce a final, more reliable answer. DiVerSe [32] is powered by a verifier to evaluate each reasoning step to filter out bad answers from a pool of reasoning paths. Dynamic Voting [59] applies early exiting for problems that LLMs can confidently solve. Universal Self-Consistency [10] uses LLMs to select the most consistent answer among multiple reasoning paths.

6 Limitations

Our main limitation lies in the dataset creation process. Real-world case law often involves multiple regulations and contains nuanced details that are difficult to assess, even for legal experts. Without additional context or clearer evidence, it can be challenging to identify violations accurately. In contrast, our data generation approach simplifies the problem by focusing on a single, clearly defined misconduct. Judgments are primarily made by LLMs following precise and structured instructions.

7 Conclusion

In this work, we explored various strategies for data generation and violation detection. Our results demonstrate that adversarial data effectively reveals differences in LLM performance, particularly in identifying violations. Furthermore, AUTOLAW, our jury-based voting method, consistently outperforms traditional majority voting by enhancing both detection accuracy and answer reliability.

References

- [1] U. AI. Unsloth library, 2024. Accessed: November 8, 2024.
- [2] B. S. Akash, A. Kupireddy, and L. B. Murthy. Unfair tos: An automated approach using customized bert. *arXiv preprint arXiv:2401.11207*, 2024.
- [3] Attorney-General’s Chambers. Rapid transit systems regulations, 2025. Singapore Statutes Online.
- [4] S. R. Bowman and G. E. Dahl. What will it take to fix benchmarking in natural language understanding? *arXiv preprint arXiv:2104.02145*, 2021.
- [5] I. Chalkidis, I. Androutsopoulos, and N. Aletras. Neural legal judgment prediction in english. *arXiv preprint arXiv:1906.02059*, 2019.
- [6] I. Chalkidis, M. Fergadiotis, D. Tsarapatsanis, N. Aletras, I. Androutsopoulos, and P. Malakasiotis. Paragraph-level rationale extraction through regularization: A case study on european court of human rights cases. *arXiv preprint arXiv:2103.13084*, 2021.
- [7] I. Chalkidis, A. Jana, D. Hartung, M. Bommarito, I. Androutsopoulos, D. M. Katz, and N. Aletras. Lexglue: A benchmark dataset for legal language understanding in english. *arXiv preprint arXiv:2110.00976*, 2021.
- [8] Y. Chang, X. Wang, J. Wang, Y. Wu, L. Yang, K. Zhu, H. Chen, X. Yi, C. Wang, Y. Wang, et al. A survey on evaluation of large language models. *ACM transactions on intelligent systems and technology*, 15(3):1–45, 2024.
- [9] H. Chase and L. contributors. Langchain, 2022.
- [10] X. Chen, R. Aksitov, U. Alon, J. Ren, K. Xiao, P. Yin, S. Prakash, C. Sutton, X. Wang, and D. Zhou. Universal self-consistency for large language model generation. *arXiv preprint arXiv:2311.17311*, 2023.
- [11] D. Cheng, S. Huang, and F. Wei. Adapting large language models via reading comprehension. In *The Twelfth International Conference on Learning Representations*, 2023.
- [12] Y. Du, S. Li, A. Torralba, J. B. Tenenbaum, and I. Mordatch. Improving factuality and reasoning in language models through multiagent debate. In *Forty-first International Conference on Machine Learning*, 2023.
- [13] D. Dua, Y. Wang, P. Dasigi, G. Stanovsky, S. Singh, and M. Gardner. Drop: A reading comprehension benchmark requiring discrete reasoning over paragraphs. *arXiv preprint arXiv:1903.00161*, 2019.
- [14] J.-C. Gu, H.-X. Xu, J.-Y. Ma, P. Lu, Z.-H. Ling, K.-W. Chang, and N. Peng. Model editing harms general abilities of large language models: Regularization to the rescue. *arXiv preprint arXiv:2401.04700*, 2024.
- [15] N. Guha, J. Nyarko, D. Ho, C. Ré, A. Chilton, A. Chohlas-Wood, A. Peters, B. Waldon, D. Rockmore, D. Zambrano, et al. Legalbench: A collaboratively built benchmark for measuring legal reasoning in large language models. *Advances in Neural Information Processing Systems*, 36:44123–44279, 2023.
- [16] N. Guha, J. Nyarko, D. Ho, C. Ré, A. Chilton, A. Chohlas-Wood, A. Peters, B. Waldon, D. Rockmore, D. Zambrano, et al. Legalbench: A collaboratively built benchmark for measuring legal reasoning in large language models. *Advances in Neural Information Processing Systems*, 36, 2024.
- [17] P. Guldemann, A. Spiridonov, R. Staab, N. Jovanović, M. Vero, V. Vechev, A.-M. Gueorguieva, M. Balunović, N. Konstantinov, P. Bielik, et al. Compl-ai framework: A technical interpretation and llm benchmarking suite for the eu artificial intelligence act. *arXiv preprint arXiv:2410.07959*, 2024.

- [18] A. Gupta, A. Rao, and G. Anumanchipalli. Model editing at scale leads to gradual and catastrophic forgetting. *arXiv preprint arXiv:2401.07453*, 2024.
- [19] A. Gupta, D. Sajnani, and G. Anumanchipalli. A unified framework for model editing. *arXiv preprint arXiv:2403.14236*, 2024.
- [20] S. Gururangan, A. Marasović, S. Swayamdipta, K. Lo, I. Beltagy, D. Downey, and N. A. Smith. Don’t stop pretraining: Adapt language models to domains and tasks. *arXiv preprint arXiv:2004.10964*, 2020.
- [21] T. Hartvigsen, S. Sankaranarayanan, H. Palangi, Y. Kim, and M. Ghassemi. Aging with grace: Lifelong model editing with discrete key-value adaptors. In *Proceedings of the 37th Conference on Neural Information Processing Systems (NeurIPS 2023)*, 2023.
- [22] J. Hong, N. Lee, and J. Thorne. Orpo: Monolithic preference optimization without reference model. *arXiv preprint arXiv:2403.07691*, 2024.
- [23] G. Irving, P. Christiano, and D. Amodei. Ai safety via debate. *arXiv preprint arXiv:1805.00899*, 2018.
- [24] Y. Jiang, Y. Huang, X. Wang, Y. Qin, S. Deng, N. Zhang, and H. Chen. Easyedit: An easy-to-use knowledge editing framework for large language models. In *Proceedings of the 62nd Annual Meeting of the Association for Computational Linguistics: System Demonstrations*, 2024.
- [25] D. M. Katz, M. J. Bommarito II, and J. Blackman. A general approach for predicting the behavior of the supreme court of the united states. *PloS one*, 12(4):e0174698, 2017.
- [26] A. Khan, J. Hughes, D. Valentine, L. Ruis, K. Sachan, A. Radhakrishnan, E. Grefenstette, S. R. Bowman, T. Rocktäschel, and E. Perez. Debating with more persuasive llms leads to more truthful answers. *arXiv preprint arXiv:2402.06782*, 2024.
- [27] H. J. Kim, H. Cho, J. Kim, T. Kim, K. M. Yoo, and S.-g. Lee. Self-generated in-context learning: Leveraging auto-regressive language models as a demonstration generator. *arXiv preprint arXiv:2206.08082*, 2022.
- [28] T. Kojima, S. S. Gu, M. Reid, Y. Matsuo, and Y. Iwasawa. Large language models are zero-shot reasoners. *Advances in neural information processing systems*, 35:22199–22213, 2022.
- [29] H. Li, Y. Chen, Q. Ai, Y. Wu, R. Zhang, and Y. Liu. Lexeval: A comprehensive chinese legal benchmark for evaluating large language models, 2024.
- [30] Q. Li, X. Liu, Z. Tang, P. Dong, Z. Li, X. Pan, and X. Chu. Should we really edit language models? on the evaluation of edited language models. *arXiv preprint arXiv:2410.18785*, 2024.
- [31] X. Li et al. Pmet: Precise model editing in a transformer. *arXiv preprint arXiv:2308.08742*, 2023. Submitted on 17 Aug 2023, last revised on 11 Mar 2024.
- [32] Y. Li, Z. Lin, S. Zhang, Q. Fu, B. Chen, J.-G. Lou, and W. Chen. Making large language models better reasoners with step-aware verifier. *arXiv preprint arXiv:2206.02336*, 2022.
- [33] H. Lu, H. Yang, H. Huang, D. Zhang, W. Lam, and F. Wei. Chain-of-dictionary prompting elicits translation in large language models. *arXiv preprint arXiv:2305.06575*, 2023.
- [34] A. Mehrotra, M. Zampetakis, P. Kassianik, B. Nelson, H. Anderson, Y. Singer, and A. Karbasi. Tree of attacks: Jailbreaking black-box llms automatically. *arXiv preprint arXiv:2312.02119*, 2023.
- [35] K. Meng, D. Bau, A. Andonian, and Y. Belinkov. Locating and editing factual associations in gpt. In *Neural Information Processing Systems*, 2022.
- [36] K. Meng, A. S. Sharma, A. Andonian, Y. Belinkov, and D. Bau. Mass editing memory in a transformer. In *Proceedings of the Eleventh International Conference on Learning Representations (ICLR)*, 2023.

- [37] J. Michael, S. Mahdi, D. Rein, J. Petty, J. Dirani, V. Padmakumar, and S. R. Bowman. Debate helps supervise unreliable experts. *arXiv preprint arXiv:2311.08702*, 2023.
- [38] E. Mitchell, C. Lin, A. Bosselut, C. D. Manning, and C. Finn. Memory-based model editing at scale. In *International Conference on Machine Learning*, pages 15817–15831. PMLR, 2022.
- [39] T. D. Nguyen, L. H. Pham, and J. Sun. Uniadapt: A universal adapter for knowledge calibration. *arXiv preprint arXiv:2410.00454*, 2024.
- [40] L. Ouyang, J. Wu, X. Jiang, D. Almeida, C. Wainwright, P. Mishkin, C. Zhang, S. Agarwal, K. Slama, A. Ray, et al. Training language models to follow instructions with human feedback. *Advances in neural information processing systems*, 35:27730–27744, 2022.
- [41] E. Perez, S. Huang, F. Song, T. Cai, R. Ring, J. Aslanides, A. Glaese, N. McAleese, and G. Irving. Red teaming language models with language models. *arXiv preprint arXiv:2202.03286*, 2022.
- [42] O. Press, M. Zhang, S. Min, L. Schmidt, N. A. Smith, and M. Lewis. Measuring and narrowing the compositionality gap in language models. *arXiv preprint arXiv:2210.03350*, 2022.
- [43] R. Rafailov, A. Sharma, E. Mitchell, C. D. Manning, S. Ermon, and C. Finn. Direct preference optimization: Your language model is secretly a reward model. In *Thirty-seventh Conference on Neural Information Processing Systems*, 2023.
- [44] R. Rafailov, A. Sharma, E. Mitchell, C. D. Manning, S. Ermon, and C. Finn. Direct preference optimization: Your language model is secretly a reward model. *Advances in Neural Information Processing Systems*, 36, 2024.
- [45] Z. Shao, P. Wang, Q. Zhu, R. Xu, J. Song, X. Bi, H. Zhang, M. Zhang, Y. Li, Y. Wu, et al. Deepseekmath: Pushing the limits of mathematical reasoning in open language models. *arXiv preprint arXiv:2402.03300*, 2024.
- [46] H. Su, J. Kasai, C. H. Wu, W. Shi, T. Wang, J. Xin, R. Zhang, M. Ostendorf, L. Zettlemoyer, N. A. Smith, et al. Selective annotation makes language models better few-shot learners. *arXiv preprint arXiv:2209.01975*, 2022.
- [47] Z. Sun, Y. Shen, Q. Zhou, H. Zhang, Z. Chen, D. Cox, Y. Yang, and C. Gan. Principle-driven self-alignment of language models from scratch with minimal human supervision. *Advances in Neural Information Processing Systems*, 36, 2024.
- [48] D. Tugener, P. Von Däniken, T. Peetz, and M. Cieliebak. Ledger: a large-scale multi-label corpus for text classification of legal provisions in contracts. In *Proceedings of the twelfth language resources and evaluation conference*, pages 1235–1241, 2020.
- [49] H. Wang, A. Prasad, E. Stengel-Eskin, and M. Bansal. Soft self-consistency improves language model agents. *arXiv preprint arXiv:2402.13212*, 2024.
- [50] H. Wang, R. Wang, F. Mi, Y. Deng, Z. Wang, B. Liang, R. Xu, and K.-F. Wong. Cue-cot: Chain-of-thought prompting for responding to in-depth dialogue questions with llms. *arXiv preprint arXiv:2305.11792*, 2023.
- [51] J. Wang, Q. Sun, X. Li, and M. Gao. Boosting language models reasoning with chain-of-knowledge prompting. *arXiv preprint arXiv:2306.06427*, 2023.
- [52] K. Wang, G. Zhang, Z. Zhou, J. Wu, M. Yu, S. Zhao, C. Yin, J. Fu, Y. Yan, H. Luo, et al. A comprehensive survey in llm (-agent) full stack safety: Data, training and deployment. *arXiv preprint arXiv:2504.15585*, 2025.
- [53] P. Wang, Z. Li, N. Zhang, Z. Xu, Y. Yao, Y. Jiang, P. Xie, F. Huang, and H. Chen. Wise: Rethinking the knowledge memory for lifelong model editing of large language models. *arXiv preprint arXiv:2405.14768*, 2024.
- [54] R. Wang and P. Li. Lemoe: Advanced mixture of experts adaptor for lifelong model editing of large language models. *arXiv preprint arXiv:2406.20030*, 2024.

- [55] R. Wang and P. Li. Memoe: Enhancing model editing with mixture of experts adaptors. *arXiv preprint arXiv:2405.19086*, 2024.
- [56] X. Wang, J. Wei, D. Schuurmans, Q. Le, E. Chi, S. Narang, A. Chowdhery, and D. Zhou. Self-consistency improves chain of thought reasoning in language models. *arXiv preprint arXiv:2203.11171*, 2022.
- [57] Q. Wu, G. Bansal, J. Zhang, Y. Wu, B. Li, E. Zhu, L. Jiang, X. Zhang, S. Zhang, J. Liu, et al. Autogen: Enabling next-gen llm applications via multi-agent conversation. *arXiv preprint arXiv:2308.08155*, 2023.
- [58] H. Xu, A. Sharaf, Y. Chen, W. Tan, L. Shen, B. Van Durme, K. Murray, and Y. J. Kim. Contrastive preference optimization: Pushing the boundaries of llm performance in machine translation. *arXiv preprint arXiv:2401.08417*, 2024.
- [59] M. Xue, D. Liu, W. Lei, X. Ren, B. Yang, J. Xie, Y. Zhang, D. Peng, and J. Lv. Dynamic voting for efficient reasoning in large language models. In *Findings of the Association for Computational Linguistics: EMNLP 2023*, pages 3085–3104, 2023.
- [60] J. Yu, X. Lin, Z. Yu, and X. Xing. Gptfuzzer: Red teaming large language models with auto-generated jailbreak prompts. *arXiv preprint arXiv:2309.10253*, 2023.
- [61] L. Yu, Q. Chen, J. Zhou, and L. He. Melo: Enhancing model editing with neuron-indexed dynamic lora. In *Proceedings of the AAAI Conference on Artificial Intelligence*, volume 38, pages 19449–19457, 2024.
- [62] Z. Zhang, A. Zhang, M. Li, and A. Smola. Automatic chain of thought prompting in large language models. *arXiv preprint arXiv:2210.03493*, 2022.
- [63] J. Zheng, H. Wang, A. Zhang, T. D. Nguyen, J. Sun, and T.-S. Chua. Ali-agent: Assessing llms’ alignment with human values via agent-based evaluation. *arXiv preprint arXiv:2405.14125*, 2024.
- [64] L. Zheng, N. Guha, B. R. Anderson, P. Henderson, and D. E. Ho. When does pretraining help? assessing self-supervised learning for law and the casehold dataset of 53,000+ legal holdings. In *Proceedings of the eighteenth international conference on artificial intelligence and law*, pages 159–168, 2021.

NeurIPS Paper Checklist

1. Claims

Question: Do the main claims made in the abstract and introduction accurately reflect the paper's contributions and scope?

Answer: [\[Yes\]](#)

Justification: We propose AUTOLAW, a novel violation detection framework that combines adversarial data generation with a jury-inspired deliberation process to enhance legal compliance of LLMs.

Guidelines:

- The answer NA means that the abstract and introduction do not include the claims made in the paper.
- The abstract and/or introduction should clearly state the claims made, including the contributions made in the paper and important assumptions and limitations. A No or NA answer to this question will not be perceived well by the reviewers.
- The claims made should match theoretical and experimental results, and reflect how much the results can be expected to generalize to other settings.
- It is fine to include aspirational goals as motivation as long as it is clear that these goals are not attained by the paper.

2. Limitations

Question: Does the paper discuss the limitations of the work performed by the authors?

Answer: [\[Yes\]](#)

Justification: we provide limitation section.

Guidelines:

- The answer NA means that the paper has no limitation while the answer No means that the paper has limitations, but those are not discussed in the paper.
- The authors are encouraged to create a separate "Limitations" section in their paper.
- The paper should point out any strong assumptions and how robust the results are to violations of these assumptions (e.g., independence assumptions, noiseless settings, model well-specification, asymptotic approximations only holding locally). The authors should reflect on how these assumptions might be violated in practice and what the implications would be.
- The authors should reflect on the scope of the claims made, e.g., if the approach was only tested on a few datasets or with a few runs. In general, empirical results often depend on implicit assumptions, which should be articulated.
- The authors should reflect on the factors that influence the performance of the approach. For example, a facial recognition algorithm may perform poorly when image resolution is low or images are taken in low lighting. Or a speech-to-text system might not be used reliably to provide closed captions for online lectures because it fails to handle technical jargon.
- The authors should discuss the computational efficiency of the proposed algorithms and how they scale with dataset size.
- If applicable, the authors should discuss possible limitations of their approach to address problems of privacy and fairness.
- While the authors might fear that complete honesty about limitations might be used by reviewers as grounds for rejection, a worse outcome might be that reviewers discover limitations that aren't acknowledged in the paper. The authors should use their best judgment and recognize that individual actions in favor of transparency play an important role in developing norms that preserve the integrity of the community. Reviewers will be specifically instructed to not penalize honesty concerning limitations.

3. Theory assumptions and proofs

Question: For each theoretical result, does the paper provide the full set of assumptions and a complete (and correct) proof?

Answer: [NA]

Justification: The paper does not include theoretical results

Guidelines:

- The answer NA means that the paper does not include theoretical results.
- All the theorems, formulas, and proofs in the paper should be numbered and cross-referenced.
- All assumptions should be clearly stated or referenced in the statement of any theorems.
- The proofs can either appear in the main paper or the supplemental material, but if they appear in the supplemental material, the authors are encouraged to provide a short proof sketch to provide intuition.
- Inversely, any informal proof provided in the core of the paper should be complemented by formal proofs provided in appendix or supplemental material.
- Theorems and Lemmas that the proof relies upon should be properly referenced.

4. Experimental result reproducibility

Question: Does the paper fully disclose all the information needed to reproduce the main experimental results of the paper to the extent that it affects the main claims and/or conclusions of the paper (regardless of whether the code and data are provided or not)?

Answer: [Yes]

Justification: Further details can be found in the Appendix. The source code and dataset will be made publicly available.

Guidelines:

- The answer NA means that the paper does not include experiments.
- If the paper includes experiments, a No answer to this question will not be perceived well by the reviewers: Making the paper reproducible is important, regardless of whether the code and data are provided or not.
- If the contribution is a dataset and/or model, the authors should describe the steps taken to make their results reproducible or verifiable.
- Depending on the contribution, reproducibility can be accomplished in various ways. For example, if the contribution is a novel architecture, describing the architecture fully might suffice, or if the contribution is a specific model and empirical evaluation, it may be necessary to either make it possible for others to replicate the model with the same dataset, or provide access to the model. In general, releasing code and data is often one good way to accomplish this, but reproducibility can also be provided via detailed instructions for how to replicate the results, access to a hosted model (e.g., in the case of a large language model), releasing of a model checkpoint, or other means that are appropriate to the research performed.
- While NeurIPS does not require releasing code, the conference does require all submissions to provide some reasonable avenue for reproducibility, which may depend on the nature of the contribution. For example
 - (a) If the contribution is primarily a new algorithm, the paper should make it clear how to reproduce that algorithm.
 - (b) If the contribution is primarily a new model architecture, the paper should describe the architecture clearly and fully.
 - (c) If the contribution is a new model (e.g., a large language model), then there should either be a way to access this model for reproducing the results or a way to reproduce the model (e.g., with an open-source dataset or instructions for how to construct the dataset).
 - (d) We recognize that reproducibility may be tricky in some cases, in which case authors are welcome to describe the particular way they provide for reproducibility. In the case of closed-source models, it may be that access to the model is limited in some way (e.g., to registered users), but it should be possible for other researchers to have some path to reproducing or verifying the results.

5. Open access to data and code

Question: Does the paper provide open access to the data and code, with sufficient instructions to faithfully reproduce the main experimental results, as described in supplemental material?

Answer: [Yes]

Justification: Further details can be found in the Appendix. The source code and dataset will be made publicly available.

Guidelines:

- The answer NA means that paper does not include experiments requiring code.
- Please see the NeurIPS code and data submission guidelines (<https://nips.cc/public/guides/CodeSubmissionPolicy>) for more details.
- While we encourage the release of code and data, we understand that this might not be possible, so “No” is an acceptable answer. Papers cannot be rejected simply for not including code, unless this is central to the contribution (e.g., for a new open-source benchmark).
- The instructions should contain the exact command and environment needed to run to reproduce the results. See the NeurIPS code and data submission guidelines (<https://nips.cc/public/guides/CodeSubmissionPolicy>) for more details.
- The authors should provide instructions on data access and preparation, including how to access the raw data, preprocessed data, intermediate data, and generated data, etc.
- The authors should provide scripts to reproduce all experimental results for the new proposed method and baselines. If only a subset of experiments are reproducible, they should state which ones are omitted from the script and why.
- At submission time, to preserve anonymity, the authors should release anonymized versions (if applicable).
- Providing as much information as possible in supplemental material (appended to the paper) is recommended, but including URLs to data and code is permitted.

6. Experimental setting/details

Question: Does the paper specify all the training and test details (e.g., data splits, hyperparameters, how they were chosen, type of optimizer, etc.) necessary to understand the results?

Answer: [Yes]

Justification: Further details can be found in the Appendix. The source code and dataset will be made publicly available.

Guidelines:

- The answer NA means that the paper does not include experiments.
- The experimental setting should be presented in the core of the paper to a level of detail that is necessary to appreciate the results and make sense of them.
- The full details can be provided either with the code, in appendix, or as supplemental material.

7. Experiment statistical significance

Question: Does the paper report error bars suitably and correctly defined or other appropriate information about the statistical significance of the experiments?

Answer: [Yes]

Justification: Further details can be found in the Appendix. The source code and dataset will be made publicly available.

Guidelines:

- The answer NA means that the paper does not include experiments.
- The authors should answer "Yes" if the results are accompanied by error bars, confidence intervals, or statistical significance tests, at least for the experiments that support the main claims of the paper.

- The factors of variability that the error bars are capturing should be clearly stated (for example, train/test split, initialization, random drawing of some parameter, or overall run with given experimental conditions).
- The method for calculating the error bars should be explained (closed form formula, call to a library function, bootstrap, etc.)
- The assumptions made should be given (e.g., Normally distributed errors).
- It should be clear whether the error bar is the standard deviation or the standard error of the mean.
- It is OK to report 1-sigma error bars, but one should state it. The authors should preferably report a 2-sigma error bar than state that they have a 96% CI, if the hypothesis of Normality of errors is not verified.
- For asymmetric distributions, the authors should be careful not to show in tables or figures symmetric error bars that would yield results that are out of range (e.g. negative error rates).
- If error bars are reported in tables or plots, The authors should explain in the text how they were calculated and reference the corresponding figures or tables in the text.

8. Experiments compute resources

Question: For each experiment, does the paper provide sufficient information on the computer resources (type of compute workers, memory, time of execution) needed to reproduce the experiments?

Answer: [Yes]

Justification: Further details can be found in the Appendix. The source code and dataset will be made publicly available.

Guidelines:

- The answer NA means that the paper does not include experiments.
- The paper should indicate the type of compute workers CPU or GPU, internal cluster, or cloud provider, including relevant memory and storage.
- The paper should provide the amount of compute required for each of the individual experimental runs as well as estimate the total compute.
- The paper should disclose whether the full research project required more compute than the experiments reported in the paper (e.g., preliminary or failed experiments that didn't make it into the paper).

9. Code of ethics

Question: Does the research conducted in the paper conform, in every respect, with the NeurIPS Code of Ethics <https://neurips.cc/public/EthicsGuidelines>?

Answer: [Yes]

Justification: N/A

Guidelines:

- The answer NA means that the authors have not reviewed the NeurIPS Code of Ethics.
- If the authors answer No, they should explain the special circumstances that require a deviation from the Code of Ethics.
- The authors should make sure to preserve anonymity (e.g., if there is a special consideration due to laws or regulations in their jurisdiction).

10. Broader impacts

Question: Does the paper discuss both potential positive societal impacts and negative societal impacts of the work performed?

Answer: [NA]

Justification: N/A

Guidelines:

- The answer NA means that there is no societal impact of the work performed.

- If the authors answer NA or No, they should explain why their work has no societal impact or why the paper does not address societal impact.
- Examples of negative societal impacts include potential malicious or unintended uses (e.g., disinformation, generating fake profiles, surveillance), fairness considerations (e.g., deployment of technologies that could make decisions that unfairly impact specific groups), privacy considerations, and security considerations.
- The conference expects that many papers will be foundational research and not tied to particular applications, let alone deployments. However, if there is a direct path to any negative applications, the authors should point it out. For example, it is legitimate to point out that an improvement in the quality of generative models could be used to generate deepfakes for disinformation. On the other hand, it is not needed to point out that a generic algorithm for optimizing neural networks could enable people to train models that generate Deepfakes faster.
- The authors should consider possible harms that could arise when the technology is being used as intended and functioning correctly, harms that could arise when the technology is being used as intended but gives incorrect results, and harms following from (intentional or unintentional) misuse of the technology.
- If there are negative societal impacts, the authors could also discuss possible mitigation strategies (e.g., gated release of models, providing defenses in addition to attacks, mechanisms for monitoring misuse, mechanisms to monitor how a system learns from feedback over time, improving the efficiency and accessibility of ML).

11. Safeguards

Question: Does the paper describe safeguards that have been put in place for responsible release of data or models that have a high risk for misuse (e.g., pretrained language models, image generators, or scraped datasets)?

Answer: [NA]

Justification: N/A

Guidelines:

- The answer NA means that the paper poses no such risks.
- Released models that have a high risk for misuse or dual-use should be released with necessary safeguards to allow for controlled use of the model, for example by requiring that users adhere to usage guidelines or restrictions to access the model or implementing safety filters.
- Datasets that have been scraped from the Internet could pose safety risks. The authors should describe how they avoided releasing unsafe images.
- We recognize that providing effective safeguards is challenging, and many papers do not require this, but we encourage authors to take this into account and make a best faith effort.

12. Licenses for existing assets

Question: Are the creators or original owners of assets (e.g., code, data, models), used in the paper, properly credited and are the license and terms of use explicitly mentioned and properly respected?

Answer: [Yes]

Justification: We cited DROP and Unfair-TOS.

Guidelines:

- The answer NA means that the paper does not use existing assets.
- The authors should cite the original paper that produced the code package or dataset.
- The authors should state which version of the asset is used and, if possible, include a URL.
- The name of the license (e.g., CC-BY 4.0) should be included for each asset.
- For scraped data from a particular source (e.g., website), the copyright and terms of service of that source should be provided.

- If assets are released, the license, copyright information, and terms of use in the package should be provided. For popular datasets, paperswithcode.com/datasets has curated licenses for some datasets. Their licensing guide can help determine the license of a dataset.
- For existing datasets that are re-packaged, both the original license and the license of the derived asset (if it has changed) should be provided.
- If this information is not available online, the authors are encouraged to reach out to the asset's creators.

13. **New assets**

Question: Are new assets introduced in the paper well documented and is the documentation provided alongside the assets?

Answer: [\[Yes\]](#)

Justification: We provide details in Appendix.

Guidelines:

- The answer NA means that the paper does not release new assets.
- Researchers should communicate the details of the dataset/code/model as part of their submissions via structured templates. This includes details about training, license, limitations, etc.
- The paper should discuss whether and how consent was obtained from people whose asset is used.
- At submission time, remember to anonymize your assets (if applicable). You can either create an anonymized URL or include an anonymized zip file.

14. **Crowdsourcing and research with human subjects**

Question: For crowdsourcing experiments and research with human subjects, does the paper include the full text of instructions given to participants and screenshots, if applicable, as well as details about compensation (if any)?

Answer: [\[NA\]](#)

Justification: N/A

Guidelines:

- The answer NA means that the paper does not involve crowdsourcing nor research with human subjects.
- Including this information in the supplemental material is fine, but if the main contribution of the paper involves human subjects, then as much detail as possible should be included in the main paper.
- According to the NeurIPS Code of Ethics, workers involved in data collection, curation, or other labor should be paid at least the minimum wage in the country of the data collector.

15. **Institutional review board (IRB) approvals or equivalent for research with human subjects**

Question: Does the paper describe potential risks incurred by study participants, whether such risks were disclosed to the subjects, and whether Institutional Review Board (IRB) approvals (or an equivalent approval/review based on the requirements of your country or institution) were obtained?

Answer: [\[NA\]](#)

Justification: N/A

Guidelines:

- The answer NA means that the paper does not involve crowdsourcing nor research with human subjects.
- Depending on the country in which research is conducted, IRB approval (or equivalent) may be required for any human subjects research. If you obtained IRB approval, you should clearly state this in the paper.

- We recognize that the procedures for this may vary significantly between institutions and locations, and we expect authors to adhere to the NeurIPS Code of Ethics and the guidelines for their institution.
- For initial submissions, do not include any information that would break anonymity (if applicable), such as the institution conducting the review.

16. **Declaration of LLM usage**

Question: Does the paper describe the usage of LLMs if it is an important, original, or non-standard component of the core methods in this research? Note that if the LLM is used only for writing, editing, or formatting purposes and does not impact the core methodology, scientific rigorousness, or originality of the research, declaration is not required.

Answer: [\[Yes\]](#)

Justification: We use LLMs for voting; implementation details are provided in the paper.

Guidelines:

- The answer NA means that the core method development in this research does not involve LLMs as any important, original, or non-standard components.
- Please refer to our LLM policy (<https://neurips.cc/Conferences/2025/LLM>) for what should or should not be described.

A Experimental Details

A.1 Jury Pool

P_1		P_2		P_3	
Role	LLM	Role	LLM	Role	LLM
Lawyer	<i>Phi4</i>	Judge	<i>Qwen2.5</i>	Judge	<i>Llama3.1</i>
Judge	<i>Mistral*</i>	Judge	<i>Mistral*</i>	Judge	<i>Mistral</i>
Judge	<i>Llama3.1*</i>	Lawyer	<i>Mistral*</i>	Judge	<i>Phi4</i>
Prosecutor	<i>Llama3.1*</i>	Judge	<i>Mistral</i>	Prosecutor	<i>Llama3.1</i>
Prosecutor	<i>Llama3.1</i>	Prosecutor	<i>Phi4</i>	Lawyer	<i>Mistral</i>
Lawyer	<i>Mistral</i>	Judge	<i>Llama3.1*</i>	Lawyer	<i>Phi4</i>
P_4		P_5		P_6	
Role	LLM	Role	LLM	Role	LLM
Prosecutor	<i>Qwen2.5*</i>	Lawyer	<i>Mistral*</i>	Lawyer	<i>Llama3.1</i>
Prosecutor	<i>Mistral*</i>	Prosecutor	<i>Llama3.1*</i>	Judge	<i>Qwen2.5</i>
Prosecutor	<i>Llama3.1</i>	Prosecutor	<i>Qwen2.5*</i>	Lawyer	<i>Qwen2.5*</i>
Judge	<i>Qwen2.5*</i>	Judge	<i>Llama3.1</i>	Prosecutor	<i>Mistral*</i>
Lawyer	<i>Phi4</i>	Prosecutor	<i>Llama3.1</i>	Judge	<i>Qwen2.5*</i>
Prosecutor	<i>Mistral</i>	Lawyer	<i>Phi4</i>	Prosecutor	<i>Llama3.1*</i>
P_7		P_8		P_9	
Role	LLM	Role	LLM	Role	LLM
Lawyer	<i>Mistral*</i>	Prosecutor	<i>Phi4</i>	Judge	<i>Phi4</i>
Prosecutor	<i>Mistral*</i>	Judge	<i>Qwen2.5*</i>	Lawyer	<i>Mistral</i>
Judge	<i>Qwen2.5</i>	Judge	<i>Qwen2.5</i>	Lawyer	<i>Mistral*</i>
Lawyer	<i>Phi4</i>	Judge	<i>Mistral*</i>	Lawyer	<i>Qwen2.5*</i>
Prosecutor	<i>Mistral</i>	Lawyer	<i>Llama3.1*</i>	Judge	<i>Qwen2.5</i>
Judge	<i>Phi4</i>	Prosecutor	<i>Llama3.1</i>	Lawyer	<i>Llama3.1*</i>

Table 4: Jury pools: models marked with * are fine-tuned versions.

Table 4 presents the jury pool configurations for three datasets: *Law-SG* (P_1 – P_3), *Case-SG* (P_7 – P_9), and Unfair-TOS [2] (P_3 – P_5). Each pool consists of six members, with roles (Lawyer, Prosecutor, or Judge) randomly assigned to each member.

A.2 Datasets

#	Name	# Pages	# Misconducts
1	The Liquor Control (Supply and Consumption) (Liquor Licensing) Regulations	12	8
2	Parking Places Rules Regulations	21	22
3	Regulation of Imports and Exports (Chewing Gum) Regulations	6	5
4	Rapid Transit Systems Regulations	24	31
5	Smoking (Prohibition in Certain Places) Regulations	27	5

Table 5: Five Singapore Regulations

Law-SG. The dataset is constructed by generating 1,000 initial scenarios, each refined through five iterations of adversarial testing, resulting in a total of 3,150 scenarios (Table 6). Each scenario is the outcome of targeted adversarial attacks against four mainstream LLMs (Llama, Phi, Mistral, and Qwen) using misconducts drawn from five Singapore regulations (Table 5).

Dataset	# Examples	Scenario	Misconduct
<i>Law-SG</i>	3150	While shopping at a mall, a driver parks their car in a designated season parking place, but they are unable to display their valid season parking ticket as their wallet was stolen during their visit.	Parking in a season parking place without possession of a season parking ticket
<i>Unfair-TOS</i>	1137	Your use of the services following that date constitutes your acceptance of the terms and conditions of the terms as modified.	This stipulates how the customer is legally obligated to adhere to the terms and conditions of utilizing a certain service that is provided by the service provider, regardless of necessitating explicit acknowledgment or acceptance of the conditions of use. All the clauses that gave service providers such rights were marked as unfair (1).
<i>Case-SG</i>	58	In March 2024, a man was seen vaping openly on an MRT train while leaning against the doors. He nearly fell when the doors opened at Braddell Station.	Prohibition of Tobacco Products Act (PTA): Using e-vaporisers in public places is illegal in Singapore with a fine of up to S\$2,000.
<i>DROP</i>	630	To start the season, the Lions traveled south to Tampa, Florida to take on the Tampa Bay Buccaneers. The Lions scored first in the first quarter with a 23-yard field goal by Jason Hanson. The Buccaneers tied it up with a 38-yard field goal by Connor Barth, then took the lead when Aqib Talib intercepted a pass from Matthew Stafford and ran it in 28 yards. The Lions responded with a 28-yard field goal. In the second quarter, Detroit took the lead with a 36-yard touchdown catch by Calvin Johnson, and later added more points when Tony Scheffler caught an 11-yard TD pass. Tampa Bay responded with a 31-yard field goal just before halftime. The second half was relatively quiet, with each team only scoring one touchdown. First, Detroit’s Calvin Johnson caught a 1-yard pass in the third quarter. The game’s final points came when Mike Williams of Tampa Bay caught a 5-yard pass. The Lions won their regular season opener for the first time since 2007	N/A

Table 6: Dataset Description.

Unfair-TOS. The dataset consists of 50 Terms of Service (ToS) documents collected from major online platforms such as YouTube, eBay, and Facebook. The dataset is annotated at the sentence level with eight distinct categories of potentially unfair contractual terms, clauses that may infringe upon user rights as defined by EU consumer protection law.

Case-SG. The dataset comprises 58 real-world scenarios carefully curated from official Singapore newspapers. Each scenario reflects actual events or legal cases reported in the media, offering authentic context for evaluating legal reasoning and compliance with Singaporean law.

DROP. The DROP dataset (Discrete Reasoning Over Paragraphs) is a reading comprehension benchmark designed to evaluate a model’s ability to perform discrete reasoning over text. It contains approximately 96,000 question-answer pairs sourced from Wikipedia, focusing on numerical reasoning, logical operations, and contextual understanding.

B Implementation Details

Our experiments were conducted on H100 GPU, each experiment will take several hours to days, depending on the number of inputs and the number of models. For example, it takes 8 hours to for 6 model votings on 630 examples.

B.1 Prompt

B.2 Model Editing Details

The model editing task [53] involves making numerous updates to a pre-trained model over time, ensuring that it consistently refreshes its knowledge and stays aligned with the fast-changing information encountered in everyday life. This task modifies an initial base model f_{θ_0} , parameterized by θ at the time step 0, using a dataset $D_{\text{edit}} = \{(\mathcal{X}_e, \mathcal{Y}_e) \mid (x_1, y_1), \dots, (x_T, y_T)\}$. Formally, at the time step T , the model editor, denoted by ME, inserts the T-th edit into the model $f_{\theta_{T-1}}$ and produces an edited model f_{θ_T} . Let $\mathcal{P}(\cdot)$ be a function that rephrases x to a set of semantic equivalent inputs (we assume $x \in \mathcal{P}(x)$). The task of model editing is defined as follows:

$$f_{\theta_T} = \text{ME}(f_{\theta_{T-1}}, x_T, y_T) \text{ s.t. } f_{\theta_T}(x) = \begin{cases} y_e & \text{if } x \in \mathcal{P}(x_e) \wedge (x_e, y_e) \in D_{\text{edit}} \\ f_{\theta_0}(x) & \text{otherwise.} \end{cases} \quad (1)$$

The edited model f_{θ_T} should produce a desired output y_e for each in-scope input $x \in \mathcal{P}(x_e)$ and $(x_e, y_e) \in D_{\text{edit}}$, while maintaining the original model’s performance $f_{\theta_0}(x)$ on an irrelevant input $(x, y) \in D_{\text{irr}}$ where $D_{\text{irr}} = \{(x, y) \mid x \notin \mathcal{P}(x_e), \forall x_e \in \mathcal{X}_e\}$. It also preserves knowledge from past edits $(x_{<T}, y_{<T}) \in D_{\text{edit}}$. Additionally, the result of applying f_{θ_T} to x and $\mathcal{P}(x)$ should be identical.

To measure the efficiency of a model editor, the edited model is subject to evaluation using the following metrics.

Reliability: The edited model f_{θ_T} should generate the expected responses on intended edits:

$$\mathbb{E}_{(x_e, y_e) \in D_{\text{edit}}} \mathbb{1}\{\text{argmax}_y f_{\theta_T}(y \mid x_e) = y_e\} \quad (2)$$

Locality: The edited model f_{θ_T} should retain original responses on inputs that are irrelevant to intended edits:

$$\mathbb{E}_{(x, y) \in D_{\text{irr}}} \mathbb{1}\{\text{argmax}_y f_{\theta_T}(y \mid x) = f_{\theta_0}(y \mid x)\} \quad (3)$$

Generality: The model f_{θ_T} should generalize edits over other semantic equivalent inputs:

$$\mathbb{E}_{(x_e, y_e) \in D_{\text{edit}}} \mathbb{1}\{\text{argmax}_y f_{\theta_T}(y \mid x) = y_e\} \text{ s.t. } x \neq x_e \wedge x \in \mathcal{P}(x_e) \quad (4)$$

Our implementation is built on top of EasyEdit [24], one of the most widely used frameworks for model editing. In our approach, the editing sentence is $p \oplus x_i \oplus y_i$ where x_i is the scenario and y_i is the expected answer. For example, x_i is “Jason eats a burger on train” and y_i is “Answer: Yes. Reason: eating on trains is prohibited in Singapore”.

B.3 Alignment Details

Since the original test split exclusively requires “Yes” responses, we augment the dataset with an equal number of “No” instances sampled from the DROP benchmark, ensuring a balanced distribution of affirmative and negative examples for robust evaluation. This approach mitigates potential bias and

Direct Scenario Generation Prompt
Regulation: {regulation} Misconduct: {misconduct} Generate a real-life scenario that violates the misconduct. The generated scenario should not exceed 5 sentences. Do not include any explanations, only return a scenario.
Chain-of-Thought Violation Detection Prompt
Scenario: {scenario} Question: Does it involve a violation of law? The scenario happens in Singapore. Return the answer (Yes/No) at the end of the response after a separator ####. For example, #### Answer: Yes Think step by step to answer the question.
Jury Ranking Prompt
{context} — Scenario: {scenario} Misconduct: {regulation} > {misconduct} Instruction: The scenario happens in Singapore. It involves a violation of the specified misconduct. Evaluate the correctness of {label} on a scale from 0.0 to 1.0. Assign a unique, non-repeating score to each answer. Return the answer (array of tuple) at the end of the response after a separator ####. For example, #### [(0, 0.5), (1, 0.2), (2, 0.0)]
Jury Vote Prompt
Example: Misconduct: {misconduct} Scenario: {scenario_ Question: Does it involve a violation of law? Answer: Yes — Scenario: {scenario} Question: Does it involve a violation of law? The scenario happens in Singapore. Return the answer (Yes/No) at the end of the response after a separator ####. For example, #### Answer: Yes Think step by step to answer the question.

Table 7: List of used prompts

strengthens the reliability of our findings. It is noted that each training input is a triplet $\langle x_i, y_w, y_l \rangle$ where y_w and y_l denote the preferred and dispreferred outputs. For example, x_i is “Jason eats a burger on train”, y_l is “Answer: No. Reason: eating on trains is not a violation.” and y_w is “Answer: Yes. Reason: eating on trains is prohibited in Singapore”. Our implementation utilizes Unsloth [1] to perform Direct Preference Optimization (DPO) [43] on a LoRA module, which is then integrated into the original model for inference. The DPO configuration is batch_size=4, max_steps = 20, num_train_epochs = 3, rank = 16, beta = 0.3.

B.4 RAG Details

We have implemented two distinct approaches for handling queries related to regulation documents. The first approach involves querying the raw text of regulation documents to extract relevant misconduct that can answer the question based on the provided scenario. However, this method tends to have

lower accuracy, primarily due to incomplete or irrelevant text being retrieved, such as non-violative definitions or unrelated sections that do not address the specific query at hand. To mitigate these limitations, we have opted for the second approach, where we provide all collected misconduct as context. By using Langchain [9] for query processing, we can ensure more accurate and contextually relevant results, improving the overall performance of the system.

C Related Work

LLM Debate. LLM agents are AI agents that harness the reasoning ability of LLMs to complete tasks automatically. The idea of LLM debate [12, 23, 26, 37, 57] is to focus on exploring various strategies for facilitating conversations between two or more LLM agents to enhance the final outcomes. The paper [12] examines a multi-round debate between multiple LLMs, demonstrating enhanced reasoning and factual accuracy. The AI safety work [23] proposes a game of LLM debate for training a safe AI system. The paper [26] presents a framework where both experts and non-experts engage in debate over questions, with non-experts ultimately selecting the best answer. The results demonstrate that such debates enhance the accuracy of non-expert models. The work [37] demonstrates that debate between two unreliable experts can help a non-expert judge more reliably identify the truth. The emerging framework [57] enables researchers to rapidly prototype conversations between LLM agents with various speaking permission strategies such as round-robin, random, or manager-controlled turn-taking.

Few-Shot Prompting. Complex reasoning via intermediate steps forms an essential aspect of LLMs. These steps can be elicited through instructions such as “*Let’s think step by step*” [28] instruction or through manually curated demonstrations, where each consists of a question and a reasoning chain that leads to an answer. Recently, there has been substantial efforts [62, 33, 51, 50, 42, 27, 46] in selecting or synthesizing high-quality demonstrations. Auto-CoT [62] samples questions with diversity and generates reasoning chains to construct demonstrations. It outperforms manual chain-of-thought on eight out of ten datasets. CoD [33] enhances language models’ translation capabilities by augmenting prompts with word-meaning examples (e.g., “haben” means “avoir”). This approach successfully improves the translation performance of both ChatGPT and InstructGPT. CoK [51] uses prompts with two main components: *evidence triples* and *explanation hints*. Evidence triples reflect the overall reasoning path from query to answer, while explanation hints provide explanations for this evidence. CoK evaluates the reliability of reasoning chains based on *factuality* and *faithfulness*, and rethinks those deemed unreliable. Cue-CoT [50] extracts linguistic cues from dialogue context through intermediate reasoning, then uses these cues to craft more tailored responses. Vote-K [46] is a graph-based technique for selecting demonstrations. Rather than annotating the entire training dataset, a costly and time-consuming process. Vote-K efficiently identifies the most informative examples for annotation, which can then serve as demonstrations in few-shot prompting.

Model Editing. Regular updates are essential to keep LLMs aligned with evolving knowledge. Model editing methods [36, 19, 35, 53, 21, 31, 61, 38, 39, 55, 54] enable LLMs to incorporate the latest knowledge in a timely and effective manner. ROME [35], EMMET [19], PMET [31] identify layers in LLMs responsible for recalling factual knowledge, then edit their feedforward weights to update the identified factual associations. GRACE [21], MELO [61], and SERAC [38] store updated knowledge in memory and retrieve it using similarity-based queries when requested. WISE [53], UniAdapt [39], MEMoE [55], and LEMoE [54] utilize a Mixture of Experts (MoE) architecture to route inputs to specific experts, enabling efficient retrieval and updating of new knowledge. Despite highly efficient reported results, recent studies [14, 18, 30] highlight significant weaknesses in model editing. These methods often degrade the general capabilities of large language models (LLMs) and lead to forgetting previous edits as the number of edits reaches thousands. Furthermore, no proposed approaches have addressed editing large-scale models, such as those with 70B parameters or more.

Adversarial Testing. This line of research [63, 41, 60, 47, 34] explores the use of LLMs to generate data for evaluating or attacking other LLMs. LLM-based red teaming [41] generates test questions intended to elicit misaligned responses from target models, such as offensive language, data leakage, or distributional bias. GPT-FUZZER [60] is a template-based fuzzing framework that employs LLMs to mutate test inputs and assess the robustness of other LLMs. SELF-ALIGN [47] utilizes LLMs to synthesize alignment data with minimal human supervision. TAP [34] employs a red-team LLM

to iteratively refine candidate attack prompts until a successful jailbreak is achieved. ALIGN [47] focuses on generating long-tailed scenarios in which violations are subtly embedded, aiming to deceive the target LLM through a refinement loop powered by a strong generative model.

Model Alignment. Pretrained LLMs capture general language patterns, structures, and knowledge from extensive datasets, but require further refinement to align with human preferences. To address misalignment, advanced alignment techniques [40, 44, 22, 58, 45] have been developed to mitigate the misaligned responses. RLHF [40] uses a reward model to optimize the LLM’s behavior. DPO [44] learns human preferences from pairs of preferred and dispreferred answers, eliminating the need for reward models or reinforcement learning. ORPO [22] integrates supervised fine-tuning (SFT) and preference optimization into a single phase, eliminating the need for a reference model or separate alignment stages. GRPO [45] enhances group-level robustness in preference optimization by adapting LLMs to diverse group preferences. Unlike DPO, which targets average performance, GRPO optimizes for worst-case group performance, ensuring equitable outcomes across groups. Bolstered by promising outcomes in reasoning models, alignment methods are garnering growing interest from the research community.