

LoVR: A Benchmark for Long Video Retrieval in Multimodal Contexts

Qifeng Cai^{1*} Hao Liang^{2*} Hejun Dong^{3*} Meiyi Qiang⁴ Ruichuan An²

Zhaoyang Han⁵ Zhengzhou Zhu² Bin Cui² Wentao Zhang^{2†}

¹East China Normal University ²Peking University ³Beihang University

⁴Beijing Institute of Technology ⁵Huazhong University of Science and Technology

qfc@stu.ecnu.edu.cn hao.liang@stu.pku.edu.cn jhdonghj@buaa.edu.cn
wentao.zhang@pku.edu.cn

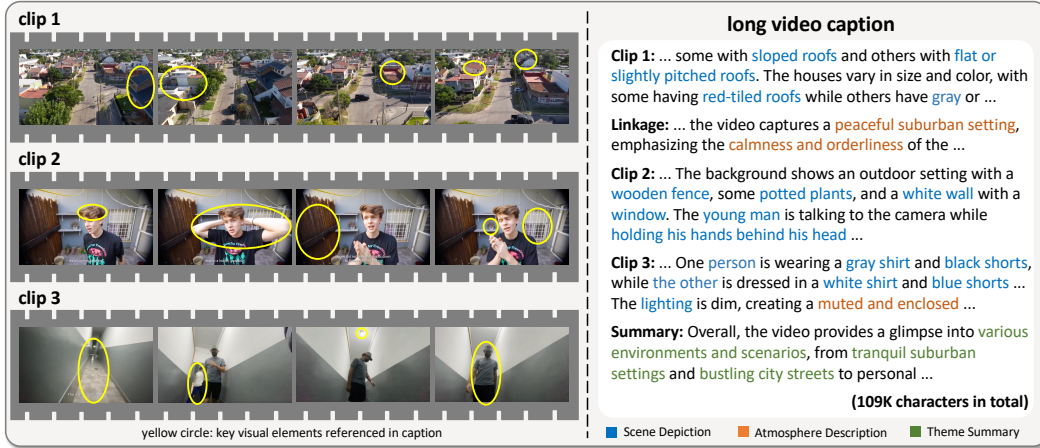


Figure 1: Example of video data from **LoVR**. A long video consists of multiple clips, three of which are shown on the left. The corresponding caption is displayed on the right, describing each clip’s **scene** and **atmosphere**, their inter-linkage, and an overall **theme summary**.

Abstract

Long videos contain a vast amount of information, making video-text retrieval an essential and challenging task in multimodal learning. However, existing benchmarks suffer from limited video duration, low-quality captions, and coarse annotation granularity, which hinder the evaluation of advanced video-text retrieval methods. To address these limitations, we introduce **LoVR**, a benchmark specifically designed for long video-text retrieval. **LoVR** contains 467 long videos and over 40,804 fine-grained clips with high-quality captions. To overcome the issue of poor machine-generated annotations, we propose an efficient caption generation framework that integrates VLM automatic generation, caption quality scoring, and dynamic refinement. This pipeline improves annotation accuracy while maintaining scalability. Furthermore, we introduce a semantic fusion method to generate coherent full-video captions without losing important contextual information. Our benchmark introduces longer videos, more detailed captions, and a larger-scale dataset, presenting new challenges for video understanding and retrieval. Extensive experiments on various advanced embedding models demonstrate that **LoVR**

*Equal Contribution †Corresponding author

Table 1: Comparison of statistics of video-text benchmarks.

Benchmark	#Sample	Avg. Len.(s)	Avg. Captions	Annotator	Theme Info.
MSR-VTT [1]	1,000	15.01	9.41	Human	✗
DiDeMo [2]	1,037	53.94	29.11	Human	✗
MSVD [3]	670	10.04	7.01	Human	✗
ActivityNet [4]	5,044	36.00	13.48	Human	✗
DREAM-1K [5]	1,000	8.90	59.30	Human	✗
VDC [6]	1,000	28.18	500.91	VLM	✗
CAREBENCH [7]	1,000	14.35	227.95	Human	✗
LoVR					
Clip-level	40,804	17.86	1393.65	VLM + Human	✓
Video-level	467	1560.30	106075.39	VLM + Human	✓

is a challenging benchmark, revealing the limitations of current approaches and providing valuable insights for future research. We release the code and dataset link at <https://github.com/TechNomad-ds/LoVR-benchmark>

1 Introduction

In the data-driven era, with the rapid advancement of digital technology, video has become a crucial medium for information transmission due to its intuitive and richly expressive nature [8]. As a core task in multimodal understanding, video-text retrieval, which aims to retrieve semantically relevant video content from large-scale datasets given a textual query, has become increasingly important [9].

Recently, videos have grown significantly in length, making retrieving full long-form videos and fine-grained clips increasingly relevant [10, 11, 12]. Consequently, there is an urgent need to benchmark both long video retrieval and clip-level retrieval from long videos to support real-world applications.

However, current video-text retrieval benchmarks are primarily constrained by short video lengths and low-quality captions. These limitations can be summarized in the following three aspects:

(1) Limited Video Length Most widely used datasets—such as MSR-VTT [1], MSVD [3], and DiDeMo [2] contain only short videos, with average durations less than 1 minute. These short durations make it difficult to simulate the complexity of real-world long-video retrieval tasks, limiting the ability of such benchmarks to evaluate models on long-form content effectively.

(2) Low Video Caption Quality The annotation quality of captions significantly affects benchmark performance. While many datasets rely on machine-generated annotations (e.g., using Automatic Speech Recognition(ASR) [13]), these methods often suffer from low accuracy and semantic ambiguity. Although manual annotation [14, 15, 4] can improve semantic fidelity, it typically lacks fine-grained detail and is not scalable to large-scale datasets. Balancing scalability with annotation quality remains a critical challenge in current research.

(3) Lack of Clip Level Benchmarks Most existing benchmarks either focus solely on full-video retrieval or rely on pre-segmented short clips that do not originate from continuous long videos [12, 16]. This limits their ability to evaluate models’ fine-grained temporal localization and contextual understanding within long-form content. In contrast, constructing clip-level benchmarks by segmenting long videos introduces a more realistic and challenging setting—models must not only retrieve relevant content but also distinguish fine-grained clips from densely packed temporal contexts. This setting better reflects practical applications and poses a greater challenge for retrieval models.

To address the aforementioned limitations, we introduce **LoVR**, a new benchmark specifically designed for long video-text retrieval. Unlike existing datasets that predominantly consist of short video content, **LoVR** targets the challenges inherent to long-form videos and aims to support both full-video and fine-grained clip-level retrieval. As shown in Figure 1, the caption of the full video not only contains holistic information but also corresponds to fine-grained clip-level details.

Table 2: Duration distribution of long videos in **LoVR**. ‘Avg.’ refers to the average duration in seconds, while ‘#Clip’ indicates the average number of clips obtained by segmenting each video.

Duration	(900, 1000]			(1000, 2000]			(2000, 3000]			(3000, 3600]		
	Avg.	Count	#Clip	Avg.	Count	#Clip	Avg.	Count	#Clip	Avg.	Count	#Clip
Statistics	998.7	4	95.5	1293.2	377	88.6	2569.2	61	84.6	3215.6	25	75.1

To overcome the shortage of high-quality annotations at scale, we design a cost-effective and scalable caption generation pipeline that balances annotation quality with efficiency. Our pipeline comprises three key stages: (1) generating initial captions using a state-of-the-art Vision-Language Model (VLM) [17], (2) automatically assessing caption quality via the EVQAScore model [18], and (3) conducting a final round of human verification. This hybrid process effectively ensures both high fidelity and scalability of annotations. For caption generation, we adopt the advanced Qwen2.5-VL-Instruct model [19, 20], which demonstrates strong performance on multimodal understanding tasks. The integration of EVQAScore [18] further enhances the reliability of our automatic validation step by offering fine-grained quality assessments aligned with human judgments. By ensuring annotation quality while maintaining scalability, **LoVR** offers a more realistic and comprehensive evaluation benchmark that better reflects the demands of real-world long video retrieval scenarios.

Evaluation on the **LoVR** benchmark reveals several fundamental challenges faced by current video-text retrieval methods in long video scenarios. First, the extended temporal span and structural complexity of long videos make it difficult for models to effectively capture and represent all relevant semantic content [21, 22]. As video length increases, both the computational cost of feature extraction and index construction rise significantly, while meaningful semantic signals become sparser.

Second, captions play a vital role in aligning textual and visual modalities. In the context of long videos, captions are typically longer and semantically richer, which increases the difficulty of achieving precise video-text alignment [23]. Accurately modeling high-level semantics—such as overarching themes, narrative progression, and emotional tone—remains an open challenge [24].

These observations underscore the importance of a dedicated benchmark. By explicitly targeting long-form content, **LoVR** surfaces technical bottlenecks in current approaches and provides a valuable foundation for developing more robust long video-text retrieval systems.

Our contributions are as follows:

1. We introduce **LoVR**, a novel benchmark designed for long video-text retrieval. It comprises 467 full-length videos tailored for long video retrieval, along with 40,804 fine-grained clips to support clip-level retrieval within long videos. Each video and clip is paired with high-quality captions that have undergone both human and machine validation. To the best of our knowledge, **LoVR** is the first large-scale dataset dedicated to advancing research in long-form video retrieval. Table 1 compares **LoVR** and other existing benchmarks.
2. To ensure caption quality, we propose a general and cost-effective caption generation pipeline that integrates VLMs with both automated and human validation. Compared to fully automatic or fully manual annotation, our approach achieves high-quality captions while significantly reducing human labor by effectively balancing machine efficiency and human oversight.
3. We conduct systematic experiments using various embedding models on **LoVR**, providing insights into effective representation learning and retrieval strategies for long-form video-text understanding. Our results reveal that **LoVR** is more challenging than existing benchmarks, especially in the context of long video retrieval, thus introducing a new challenge and setting a fresh research direction for the community.

2 Related Works

Video-text retrieval benchmarks Traditional benchmarks (e.g., MSR-VTT [1], MSVD [3], DiDeMo [2], TGIF [25], LSMDC [26]) focus on short video clips with concise captions, limiting their ability to evaluate fine-grained semantic understanding. Recent efforts (e.g., ActivityNet [4],

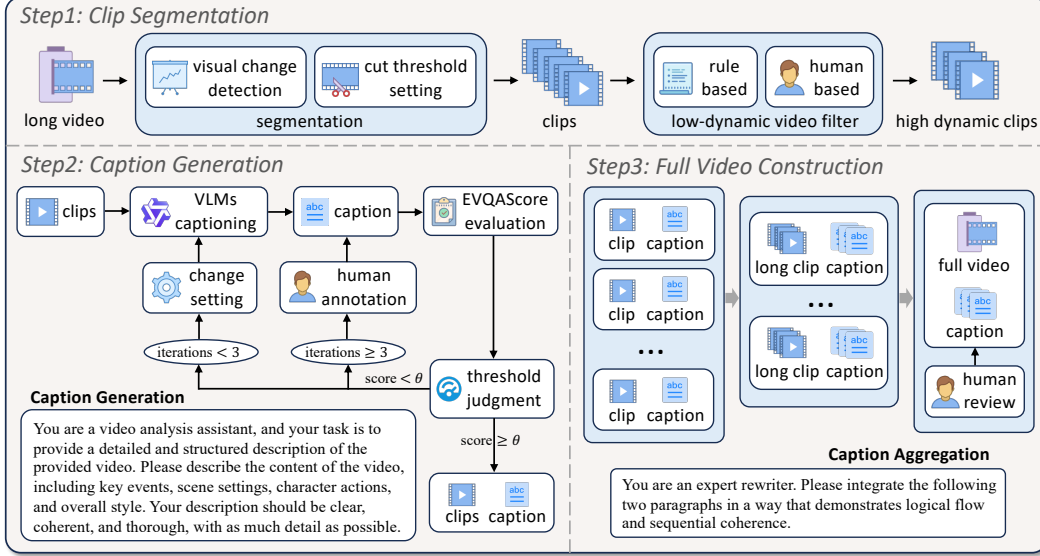


Figure 2: Overview of the three-stage pipeline in **LoVR**. Step 1 segments long videos into high-dynamic clips using visual change detection and threshold-based filtering. Step 2 generates high-quality clip-level captions via iterative VLM captioning and human fallback based on EVQAScore. Step 3 constructs long-video captions by clustering clip captions and summarizing them into a full-length description. Finally, a human review process is conducted to ensure quality.

HowTo100M [27]) scale up video duration and annotation richness, but HowTo100M relies on noisy ASR-generated captions. To improve annotation quality, DREAM-1K [5] and VDC [6] use human-annotated descriptions, yet their manual annotation process hinders scalable expansion. To overcome these challenges, we leverage recent advances in multi-concept VLMs [28] and visual prompting [29] to introduce a VLM-based initial annotator, enabling scalable and fine-grained long-video retrieval.

Video-text retrieval methods Recent advances have been driven by deep learning techniques. For feature extraction, Transformer-based architectures like ViT and CLIP now dominate, effectively capturing spatiotemporal video features and multimodal data (e.g., audio, OCR), while pretrained language models (e.g., BERT) provide superior text representations. [30, 28] Feature matching has evolved from global (e.g. CLIP4Clip [31], VSE++ [32]) to multi-granular approaches (local and individual-level alignment) (e.g. CLIP2TV [33]), improving retrieval accuracy. However, challenges remain in cross-modal alignment and computational efficiency, pointing to future research directions in model optimization and weakly supervised learning.

3 LoVR Datasets Construction

The **LoVR** dataset was constructed through a rigorous process involving raw video selection (Section 3.1) and dataset construction pipeline (Section 3.2). Section 3.3 provides an overview of **LoVR** and highlights its key advantages in comparison to existing benchmarks.

3.1 Video Source

The **LoVR** benchmark is constructed based on the LongVideoBench [14] dataset. LongVideoBench contains a diverse collection of videos with durations ranging from 8 seconds to 3600 seconds (i.e., 1 hour). The domains of the videos can be broadly categorized into four domains: Life, Movie, Knowledge, and News. To focus on long-form video retrieval, we apply a duration filter and retain only those videos exceeding 15 minutes (900 seconds) in length. Table 2 summarizes the distribution of long videos across different duration intervals, including the average duration and the number of videos in each group.



Figure 3: Illustration of Video Dynamics: High vs. Low Scene Dynamics. Example video frames are shown in the upper part (high-dynamic on the left, low-dynamic on the right), while the lower part presents the computed inter-frame difference curves. The high-dynamic video exhibits large frame-to-frame variations, whereas the low-dynamic video remains visually stable.

3.2 Dataset Construction Pipeline

As illustrated in Figure 2, the dataset construction pipeline proposed in this paper consists of three key stages: (1) *clip segmentation*, (2) *caption generation*, and (3) *full video captioning*. This pipeline is designed to enhance both the scalability and the overall quality of the benchmark. Following these stages, *final human quality assessment* is conducted to ensure the reliability and quality of the benchmark.

3.2.1 Clip Segmentation

Clips serve as fundamental semantic units of videos. Each long video $v \in \mathcal{V}$ is composed of a sequence of temporally contiguous clips, denoted as $v = \{c_1, c_2, \dots, c_N\}$, where $c_i \in \mathcal{C}$. Here, \mathcal{V} denotes the set of all long videos, and \mathcal{C} represents the collection of all clips. Segmenting long videos into shorter clips facilitates more fine-grained content analysis and retrieval. We employ the ContentDetector module from PySceneDetect [34], which segments videos based on visual content changes across frames. This approach relies on a threshold τ to detect scene changes: when the inter-frame difference surpasses τ , a cut is generated. We empirically set $\tau = 34$, following standard practices in scene detection literature.

Based on visual scene dynamics, videos can be naturally categorized into two types: those with high scene dynamics and those with low scene dynamics. As illustrated in Figure 3, videos such as lectures, interviews, or static photography exhibit minimal visual variation throughout their duration, with scenes remaining largely unchanged across different segments. The inclusion of such videos simplifies the retrieval task, as only a small number of frames may suffice to represent the entire content. In contrast, videos with high scene dynamics contain rich and diverse visual transitions, requiring more precise matching and understanding, which is precisely the level of challenge our benchmark aims to introduce. Furthermore, as shown in the lower portion of Figure 3, the inter-frame difference scores of two representative videos are computed and visualized. The high-scene-dynamics video shows large frame-wise variations, while the low-dynamic one maintains consistently high similarity across frames, often below the threshold for clip segmentation.

To ensure sufficient visual dynamics of the videos, we apply a filtering criterion based on the number of clips generated after segmentation. Specifically, videos yielding fewer than 40 clips are excluded, as this indicates insufficient visual variation in certain segments. These filtered videos often contain numerous long-duration clips with little to no change in content, thereby reducing overall scene dynamics. Finally, we conduct a manual inspection to evaluate the efficacy of our thresholding strategy and confirm its validity. Ultimately, we curated a final set of 467 high-quality long videos that exhibit rich scene dynamics and semantic content diversity, from which a total of 40,804 clips were extracted.

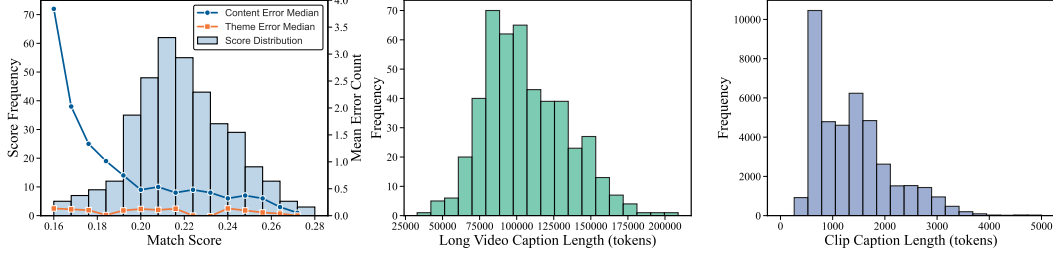


Figure 4: Left: Distribution of match scores and annotation errors on the sampled subset K' . The score distribution refers to the left y-axis, while the Content Error Median and Theme Error Median refer to the right y-axis. A significant drop in annotation errors is observed when the match score exceeds 0.2. Middle: Caption length distribution of the long videos. Video-level captions are very long, centered around 10,000 tokens. Right: Caption length distribution of the clips.

3.2.2 Caption Generation

We propose a three-stage annotation framework: (1) *automatic captioning*, (2) *quality assessment*, and (3) *dynamic optimization*. This approach integrates VLM-based automatic captioning with human verification, which enables scalable yet precise annotation of clip-level contents.

Automatic Captioning. We utilize advanced VLMs to produce initial captions based on the visual content of each clip. Specifically, for each clip $c_i \in v$, its caption is generated as $\text{cap}_i = \text{VLM}(c_i)$ where VLM denotes the process of caption generation using VLM. To ensure high caption quality, we employ Qwen2.5-VL-Instruct [20], a series of advanced VLMs. When generating captions, the VLMs are prompted to describe key aspects of the given clip, including events, scenes, character actions, and overall visual style. Here, we emphasize the importance of VLMs in describing **theme information**, such as overall visual style and atmosphere, which is crucial for understanding videos but often overlooked. As shown in Table 1, existing benchmark captions lack this type of thematic content.

Quality Assessment. To assess the quality of generated captions, we utilize EVQAScore [18], a fine-grained method designed to measure the semantic alignment between video clips and their corresponding captions. For each clip-caption pair (c_i, cap_i) , we compute a matching score $s_i = \text{EVQAScore}(c_i, \text{cap}_i)$, which quantifies the semantic relevance between the visual content and the generated caption. After scoring all instances, we construct a dataset $K = \{(c_i, s_i, \text{cap}_i)\}_{i=1}^n$, containing the video clip, its associated caption, and the corresponding quality score.

However, there exists a discrepancy between the computed s_i and whether the caption meets human-annotated quality standards. To bridge this gap, we determine an empirical threshold θ that serves as a benchmark for identifying captions that satisfy manual verification criteria. Specifically, we sample a subset $K' \subseteq K$ and conduct manual annotation to count captioning errors per instance. This allows us to establish an empirical correlation between the computed matching scores and human-verified relevance. As illustrated in the left portion of Figure 4, a significant rise in annotation errors is observed for samples with scores below 0.2. Based on this analysis, we set the quality threshold to $\theta = 0.2$. Captions with scores above θ are retained as high-quality, while those below are flagged as low-quality, needing refinement or exclusion.

Dynamic Optimization. For captions identified as low-quality, we switch to an alternative VLM to regenerate captions, which are then re-evaluated using the EVQAScore [18]. Only those captions achieving a score above the quality threshold θ are retained. This strategy leverages the diversity among VLMs—arising from differences in training data and architectural design—to improve caption quality for challenging clips. It is only when the number of failed attempts exceeds three that we resort to manual annotation to generate the final captions. This hybrid pipeline reduces the need for human intervention, thereby minimizing annotation cost while ensuring high-quality captioning at scale.

Table 3: Baseline performance of text-to-video and text-to-clip retrieval on the **LoVR** benchmark.

Model	Text-to-Video Retrieval					Text-to-Clip Retrieval				
	R@1	R@5	R@10	Time w/ IO	Time w/o IO	R@1	R@5	R@10	Time w/ IO	Time w/o IO
Image Encoder										
CLIP	69.0	83.0	89.1	21,877,283	3,709,556	22.4	40.6	51.0	22,494,235	3,814,168
CLIP(avg. feat.)	46.0	79.0	89.0	21,877,283	3,709,556	25.7	51.6	61.4	22,494,235	3,814,168
BLIP	39.2	59.0	75.0	174,762	41,746	24.7	47.1	55.7	2,595,565	607,738
ResNet	36.3	58.0	63.0	21,096,459	3,016,545	15.7	27.4	36.0	21,691,391	3,101,613
ResNet(avg. feat.)	31.0	72.0	82.0	21,096,459	3,016,545	15.1	33.9	44.3	21,691,391	3,101,613
Video Encoder										
VideoClip	47.2	74.3	82.1	481,926	6,379	45.7	68.2	81.6	41,867,568	529,587
VideoClip-XL	53.0	80.0	86.1	491,180	6,557	52.5	75.6	84.4	42,835,824	571,837
VideoClip-XL-v2	57.0	81.2	87.0	491,190	6,570	56.5	79.2	85.4	42,836,702	573,026
Multimodal Embedding Model										
GME-Qwen2-VL-7B	61.2	73.0	79.0	105,823,692	91,234,289	51.2	68.7	78.4	104,221,391	89,229,158
MM-Embed	58.1	71.2	78.0	103,957,148	86,354,225	47.6	67.0	75.8	106,888,800	88,789,465
MM-Embed(avg. feat.)	52.0	79.0	89.0	103,957,148	86,354,225	43.8	70.1	80.1	106,888,800	88,789,465
jina-clip-v2	57.0	69.3	76.0	92,332,391	83,296,271	45.7	65.1	73.0	94,329,192	86,815,279

3.2.3 Full Video Captioning

Due to the length limitations of VLMs, directly generating captions for entire long videos often leads to incomplete or fragmented descriptions. To address this issue, we sequentially merge adjacent captions by aligning and fusing semantically related segments rather than naively concatenating all clip-level captions or processing them in an LLM beyond its sequence limit. The process is shown as follows:

$$\text{cap}_{\text{merged}} = p_{c_1}^{\text{rest}} + \text{LLM}(p_{c_1}^{\text{tail}} \parallel p_{c_2}^{\text{head}}) + p_{c_2}^{\text{rest}} \quad (1)$$

where LLM denotes the rewriting process of the LLM. In our strategy, we connect the last paragraph of one clip with the first paragraph of the subsequent clip through a language model. During this process, the clip-level captions cap_c are sequentially aggregated to construct the final video-level caption cap_v .

3.2.4 Final Human Quality Assessment

To assess the quality of the annotations in **LoVR**, we conducted a human evaluation study involving 25 participants. A total of 300 clips and 100 long videos were randomly sampled for evaluation. Each sample consisted of a video (or clip) and its associated caption. Participants were instructed to rate the relevance between the visual content and the caption on a 0–5 scale, where a score of 5 denotes perfect semantic alignment with no factual or descriptive errors.

The evaluation results indicate that the captions are of consistently high quality: the average rating across all samples was 4.3, and over 78% of the samples received scores of 4 or 5. These findings validate the effectiveness of our annotation pipeline and demonstrate that the captions in **LoVR** accurately reflect the underlying video content.

3.3 Dataset Statistics

As shown in Table 1, the final dataset of **LoVR** comprises a total of 467 videos and 40,804 fine-grained clips. Compared to previous benchmarks such as MSR-VTT [1], MSVD [3], and VDC [6], our benchmark offers a significantly larger dataset, longer video durations, and more extensive caption lengths, considering both clip-level and video-level annotations. Annotating with VLM+Human achieves higher scalability than human annotation and better quality than pure VLM-based methods. Furthermore, our benchmark highlights the significance of thematic information, which is neglected by many existing benchmarks. The dataset is divided into a training set and a test set, each containing both long video and clip data. Specifically, to ensure accurate correspondence between clips and captions, we construct the test set by randomly selecting 100 videos to serve as the video portion of the test set. All the clips of these videos form the clip portion of the test set. The remaining 367 videos and all of their associated clips constitute the training set.

Table 4: Baseline performance of video-to-text and clip-to-text retrieval on the **LoVR** benchmark.

Model	Video-to-Text Retrieval					Clip-to-Text Retrieval				
	R@1	R@5	R@10	Time w/ IO	Time w/o IO	R@1	R@5	R@10	Time w/ IO	Time w/o IO
Image Encoder										
CLIP(avg. feat.)	19.0	55.0	71.0	21,877,283	3,709,556	27.6	61.7	78.0	22,494,235	3,814,168
BLIP	37.0	60.0	67.0	167,839	18,876	49.4	76.8	85.2	482,842	244,694
ResNet(avg. feat.)	12.0	35.0	60.0	21,096,459	3,016,545	28.9	54.0	66.8	21,691,391	3,101,613
Video Encoder										
VideoClip	56.1	79.8	86.3	481,926	6,379	74.1	89.6	93.5	41,867,568	529,587
VideoClip-XL	58.0	80.0	89.0	491,180	6,557	74.8	94.6	97.3	42,835,824	571,837
VideoClip-XL-v2	59.0	81.0	87.0	491,190	6,570	76.0	95.7	98.4	42,836,702	573,026
Multimodal Embedding Model										
GME-Qwen2-VL-7B	57.2	83.8	90.2	105,823,692	91,234,289	75.2	93.9	95.1	104,221,391	89,229,158
MM-Embed(avg. feat.)	56.0	84.0	91.0	103,957,148	86,354,225	77.7	94.9	97.6	106,888,800	88,789,465
jina-clip-v2	56.3	83.2	89.4	92,332,391	83,296,271	75.3	92.6	93.4	94,329,192	86,815,279

4 Experiments

4.1 Experimental Settings

4.1.1 Evaluation Metrics.

We utilize the following two metrics when conducting the quantitative evaluation.

Retrieval Accuracy. This metric is measured using Recall@K, which quantifies the proportion of true relevant items among the top-K retrieved results. This metric reflects the recall capability of the retrieval model.

Retrieval Time. This metric is measured in ms, under two configurations: (1) *w/ I/O*: End-to-end time including disk read/write and network transmission, reflecting real-world deployment bottlenecks. (2) *w/o I/O*: Pure computation time excluding I/O operations, such as vector similarity calculation and result ranking, used to assess algorithmic optimization potential.

4.1.2 Baselines

For long video-text retrieval, the encoder plays a central role in modeling visual and text content. Therefore, we select three categories of widely used encoders for evaluating our benchmark. The following are the baselines used:

Image Encoders. BLIP [35] uses an encoder-decoder architecture for vision-language understanding. ResNet50 (CLIP) [36, 37] is a CNN-based image encoder with skip connections, pre-trained within the CLIP framework. ViT-L/14 (CLIP) [38, 37] is a Vision Transformer trained using the CLIP objective for global image representation.

Video Encoders. VideoCLIP [39] extends CLIP to video-text contrastive learning using temporal aggregation. VideoCLIP-XL is a long-video understanding model designed with high-resolution input to enhance comprehension. VideoCLIP-XL-v2 is an enhanced version of VideoCLIP-XL with better modeling capabilities. [40]

Multimodal Embedding Models. GME-Qwen2-VL-7B-Instruct [41] is a multilingual multimodal embedding model based on Qwen2-VL. MM-Embed[42] is a universal multimodal retrieval model that integrates multimodal large language capabilities with a modality-aware negative mining strategy. jina-clip-v2 [43] extends the CLIP architecture to support multiple languages, high-resolution image inputs, and compact embedding representations using multi-resolution learning.

4.2 Baseline Performance on Video Retrieval and Clip Retrieval

We evaluate a range of baseline methods on the **LoVR** benchmark across two core tasks: video retrieval and clip retrieval, in both text-to-video/clip and video/clip-to-text directions (see Tables 3,

Table 5: Baseline performance of theme-to-clip and clip-to-theme retrieval. Avg. feat. denotes the feature of the video is the average frame feature.

Model	Theme-to-Clip		Clip-to-Theme	
	R@25	R@50	R@25	R@50
CLIP(avg. feat.)	34.3	41.9	43.5	57.2
BLIP	68.1	77.5	61.1	70.5
ResNet	14.9	21.3	-	-
ResNet(avg. feat.)	23.9	30.9	42.7	58.0
VideoClip	39.7	52.9	73.2	82.1
VideoClip-XL	45.3	56.1	79.8	86.4
VideoClip-XL-v2	49.3	58.2	80.0	85.6
GME-Qwen2-VL-7B	43.9	49.8	74.6	83.9
MM-Embed	38.2	45.6	-	-
MM-Embed(avg. feat.)	47.4	55.4	75.3	85.5
jina-clip-v2	38.3	45.1	73.1	82.4

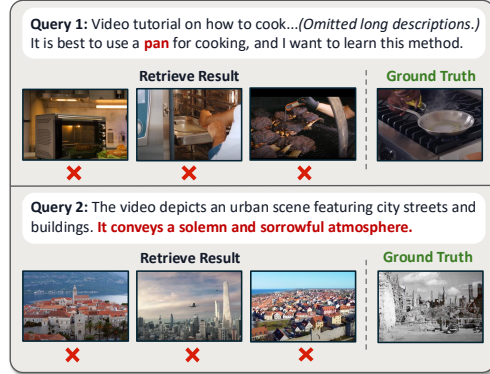


Figure 5: Case Study of **LoVR**. Two illustrative retrieval cases are provided, where the key retrieval targets are highlighted in red.

and 4). It can be seen that even the top-performing method, MM-Embed (avg. feat.), achieves only 56.0% Recall@1 in video-to-text and 77.7% Recall@1 in clip-to-text retrieval, indicating the difficulty of our benchmark. While models like VideoClip-XL-v2 perform reasonably well on short clips (e.g., 76.0% Recall@1 in clip-to-text), their effectiveness drops notably on full-length videos (59.0% Recall@1). Similarly, image-based encoders such as CLIP show limited generalization to long-form content, with a maximum text-to-video Recall@1 of 69.0%, which is a relatively low score given the complexity of **LoVR**'s real-world scenes. These findings underscore the unique challenges of the **LoVR** benchmark, including long temporal dependencies, semantic diversity, and high alignment requirements between modalities, thus providing a meaningful and realistic testbed for advancing robust, scalable long video-text retrieval systems.

4.3 Baseline Performance on Theme Retrieval

As shown in Table 5, we evaluate the performance of baseline models on theme-to-clip and clip-to-theme retrieval tasks. Here, ‘**theme**’ refers to the thematic information of each clip, focusing on high-level semantic aspects such as narrative themes, emotional tones, and contextual settings.

Considering the ambiguity in thematic information, we expand the evaluation to include Recall@25 and Recall@50. Despite this expansion, the overall performance remains suboptimal, with the highest theme-to-clip Recall@50 score reaching only 77.5%. This suggests that current models still struggle to effectively capture and represent thematic characteristics. Notably, clip-to-theme retrieval performs slightly better than the reverse task. One reason is that the number of distinct themes per clip is relatively limited, which inherently reduces the complexity of the retrieval task.

4.4 Case Study

As shown in Figure 5, two example failure cases are presented. In Query 1, due to the length of the input text, we omit the content of the middle portion. It can be observed that under long-query conditions, the model fails to process the entire context, resulting in the neglect of information at the end of the query. This leads to the omission of critical details — for instance, the key element "pan" in this case is ignored. In Query 2, the model demonstrates limitations in capturing theme and atmosphere information. Although four videos related to urban city scenes are retrieved, only the first one accurately reflects the required ‘solemn and sorrowful atmosphere.’ The remaining results fail to incorporate this essential emotional aspect, leading to incorrect retrievals. These cases highlight the importance of thematic and affective information in video understanding and retrieval tasks.

5 Conclusion

In this work, we present **LoVR**, a novel benchmark tailored for long video-text retrieval, addressing key limitations in existing datasets such as short video duration, low-quality captions, and insufficient annotation granularity. LoVR features 467 long videos and over 40,000 high-quality, fine-grained clips, supported by a scalable and effective caption generation pipeline that combines VLM-based generation, automatic quality assessment, and iterative refinement. Additionally, we propose a semantic fusion method to produce coherent full-video captions, preserving crucial contextual information. Extensive evaluations using state-of-the-art embedding models demonstrate the challenges posed by LoVR and highlight the limitations of current retrieval methods. We believe that LoVR will serve as a valuable resource for advancing research in multimodal video understanding and retrieval.

References

- [1] Jun Xu, Tao Mei, Ting Yao, and Yong Rui. Msr-vtt: A large video description dataset for bridging video and language. In *Proceedings of the IEEE conference on computer vision and pattern recognition*, pages 5288–5296, 2016.
- [2] Lisa Anne Hendricks, Oliver Wang, Eli Shechtman, Josef Sivic, Trevor Darrell, and Bryan Russell. Localizing moments in video with natural language. In *Proceedings of the IEEE international conference on computer vision*, pages 5803–5812, 2017.
- [3] David Chen and William B Dolan. Collecting highly parallel data for paraphrase evaluation. In *Proceedings of the 49th annual meeting of the association for computational linguistics: human language technologies*, pages 190–200, 2011.
- [4] Zhou Yu, Dejing Xu, Jun Yu, Ting Yu, Zhou Zhao, Yueting Zhuang, and Dacheng Tao. Activitynet-qa: A dataset for understanding complex web videos via question answering. In *Proceedings of the AAAI Conference on Artificial Intelligence*, volume 33, pages 9127–9134, 2019.
- [5] Jiawei Wang, Liping Yuan, Yuchen Zhang, and Haomiao Sun. Tarsier: Recipes for training and evaluating large video description models. *arXiv preprint arXiv:2407.00634*, 2024.
- [6] Wenhao Chai, Enxin Song, Yilun Du, Chenlin Meng, Vashisht Madhavan, Omer Bar-Tal, Jenq-Neng Hwang, Saining Xie, and Christopher D Manning. Auroracap: Efficient, performant video detailed captioning and a new benchmark. *arXiv preprint arXiv:2410.03051*, 2024.
- [7] Yifan Xu, Xinhao Li, Yichun Yang, Rui Huang, and Limin Wang. Fine-grained video-text retrieval: A new benchmark and method. *arXiv preprint arXiv:2501.00513*, 2024.
- [8] Samira Pouyanfar, Yimin Yang, Shu-Ching Chen, Mei-Ling Shyu, and SS Iyengar. Multimedia big data analytics: A survey. *ACM computing surveys (CSUR)*, 51(1):1–34, 2018.
- [9] Cunjuan Zhu, Qi Jia, Wei Chen, Yanming Guo, and Yu Liu. Deep learning for video-text retrieval: a review. *International Journal of Multimedia Information Retrieval*, 12(1):3, 2023.
- [10] Yan-Bo Lin, Jie Lei, Mohit Bansal, and Gedas Bertasius. Eclipse: Efficient long-range video retrieval using sight and sound. In *European Conference on Computer Vision*, pages 413–430. Springer, 2022.
- [11] Yongdong Luo, Xiawu Zheng, Xiao Yang, Guilin Li, Haojia Lin, Jinfa Huang, Jiayi Ji, Fei Chao, Jiebo Luo, and Rongrong Ji. Video-rag: Visually-aligned retrieval-augmented long video comprehension. *arXiv preprint arXiv:2411.13093*, 2024.
- [12] Mohamed Eltahir, Osamah Sarraj, Mohammed Bremoo, Mohammed Khurd, Abdulrahman Alfrihidi, Taha Alshatiri, Mohammad Almatrafi, and Tanveer Hussain. Multimodal lengthy videos retrieval framework and evaluation metric. *arXiv preprint arXiv:2504.04572*, 2025.
- [13] Mishaim Malik, Muhammad Kamran Malik, Khawar Mehmood, and Imran Makhdoom. Automatic speech recognition: a survey. *Multimedia Tools and Applications*, 80:9411–9457, 2021.
- [14] Haoning Wu, Dongxu Li, Bei Chen, and Junnan Li. Longvideobench: A benchmark for long-context interleaved video-language understanding. *Advances in Neural Information Processing Systems*, 37:28828–28857, 2024.
- [15] Enxin Song, Wenhao Chai, Guanhong Wang, Yucheng Zhang, Haoyang Zhou, Feiyang Wu, Haozhe Chi, Xun Guo, Tian Ye, Yanting Zhang, et al. Moviechat: From dense token to sparse memory for long video understanding. In *Proceedings of the IEEE/CVF Conference on Computer Vision and Pattern Recognition*, pages 18221–18232, 2024.

- [16] Bin Zhu, Kevin Flanagan, Adriano Fragomeni, Michael Wray, and Dima Damen. Video editing for video retrieval. *arXiv preprint arXiv:2402.02335*, 2024.
- [17] Jingyi Zhang, Jiaxing Huang, Sheng Jin, and Shijian Lu. Vision-language models for vision tasks: A survey. *IEEE Transactions on Pattern Analysis and Machine Intelligence*, 2024.
- [18] Hao Liang, Zirong Chen, and Wentao Zhang. Evqascore: Efficient video question answering data evaluation. *arXiv preprint arXiv:2411.06908*, 2024.
- [19] Peng Wang, Shuai Bai, Sinan Tan, Shijie Wang, Zhihao Fan, Jinze Bai, Keqin Chen, Xuejing Liu, Jialin Wang, Wenbin Ge, et al. Qwen2-vl: Enhancing vision-language model’s perception of the world at any resolution. *arXiv preprint arXiv:2409.12191*, 2024.
- [20] Shuai Bai, Keqin Chen, Xuejing Liu, Jialin Wang, Wenbin Ge, Sibao Song, Kai Dang, Peng Wang, Shijie Wang, Jun Tang, et al. Qwen2. 5-vl technical report. *arXiv preprint arXiv:2502.13923*, 2025.
- [21] Junqi Ge, Ziyi Chen, Jintao Lin, Jinguo Zhu, Xihui Liu, Jifeng Dai, and Xizhou Zhu. V2pe: Improving multimodal long-context capability of vision-language models with variable visual position encoding. *arXiv preprint arXiv:2412.09616*, 2024.
- [22] Haozhe Zhao, Zefan Cai, Shuzheng Si, Xiaojuan Ma, Kaikai An, Liang Chen, Zixuan Liu, Sheng Wang, Wenjuan Han, and Baobao Chang. Mmicl: Empowering vision-language model with multi-modal in-context learning. *arXiv preprint arXiv:2309.07915*, 2023.
- [23] Junxiang Chen, Wenbin Yao, et al. Expertized caption auto-enhancement for video-text retrieval. *arXiv preprint arXiv:2502.02885*, 2025.
- [24] Ehsan Faghihi, Mohammedreza Zarenejad, and Ali-Asghar Beheshti Shirazi. Spectrum: Semantic processing and emotion-informed video-captioning through retrieval and understanding modalities. *arXiv preprint arXiv:2411.01975*, 2024.
- [25] Yuncheng Li, Yale Song, Liangliang Cao, Joel Tetreault, Larry Goldberg, Alejandro Jaimes, and Jiebo Luo. TGIF: A New Dataset and Benchmark on Animated GIF Description. In *The IEEE Conference on Computer Vision and Pattern Recognition (CVPR)*, June 2016.
- [26] Anna Rohrbach, Atousa Torabi, Marcus Rohrbach, Niket Tandon, Chris Pal, Hugo Larochelle, Aaron Courville, and Bernt Schiele. Movie description. *International Journal of Computer Vision*, 2017.
- [27] Antoine Miech, Dimitri Zhukov, Jean-Baptiste Alayrac, Makarand Tapaswi, Ivan Laptev, and Josef Sivic. Howto100m: Learning a text-video embedding by watching hundred million narrated video clips. In *Proceedings of the IEEE/CVF international conference on computer vision*, pages 2630–2640, 2019.
- [28] Ruichuan An, Sihan Yang, Ming Lu, Renrui Zhang, Kai Zeng, Yulin Luo, Jiajun Cao, Hao Liang, Ying Chen, Qi She, et al. Mc-llava: Multi-concept personalized vision-language model. *arXiv preprint arXiv:2411.11706*, 2024.
- [29] Weifeng Lin, Xinyu Wei, Ruichuan An, Peng Gao, Bocheng Zou, Yulin Luo, Siyuan Huang, Shanghang Zhang, and Hongsheng Li. Draw-and-understand: Leveraging visual prompts to enable MLLMs to comprehend what you want. In *The Thirteenth International Conference on Learning Representations*, 2025.
- [30] Cunjuan Zhu, Qi Jia, Wei Chen, Yanming Guo, and Yu Liu. Deep learning for video-text retrieval: a review, 2023.
- [31] Huaishao Luo, Lei Ji, Ming Zhong, Yang Chen, Wen Lei, Nan Duan, and Tianrui Li. Clip4clip: An empirical study of clip for end to end video clip retrieval, 2021.
- [32] Ning Han, Jingjing Chen, Chuhao Shi, Yawen Zeng, Guangyi Xiao, and Hao Chen. Bic-net: Learning efficient spatio-temporal relation for text-video retrieval, 2022.
- [33] Zijian Gao, Jingyu Liu, Weiqi Sun, Sheng Chen, Dedan Chang, and Lili Zhao. Clip2tv: Align, match and distill for video-text retrieval, 2022.
- [34] PySceneDetect. Pyscenedetect, 2021.
- [35] Junnan Li, Dongxu Li, Caiming Xiong, and Steven Hoi. Blip: Bootstrapping language-image pre-training for unified vision-language understanding and generation. In *International conference on machine learning*, pages 12888–12900. PMLR, 2022.

- [36] Kaiming He, Xiangyu Zhang, Shaoqing Ren, and Jian Sun. Deep residual learning for image recognition. In *Proceedings of the IEEE conference on computer vision and pattern recognition*, pages 770–778, 2016.
- [37] Alec Radford, Jong Wook Kim, Chris Hallacy, Aditya Ramesh, Gabriel Goh, Sandhini Agarwal, Girish Sastry, Amanda Askell, Pamela Mishkin, Jack Clark, et al. Learning transferable visual models from natural language supervision. In *International conference on machine learning*, pages 8748–8763. PmLR, 2021.
- [38] Alexey Dosovitskiy, Lucas Beyer, Alexander Kolesnikov, Dirk Weissenborn, Xiaohua Zhai, Thomas Unterthiner, Mostafa Dehghani, Matthias Minderer, Georg Heigold, Sylvain Gelly, et al. An image is worth 16x16 words: Transformers for image recognition at scale. *arXiv preprint arXiv:2010.11929*, 2020.
- [39] Hu Xu, Gargi Ghosh, Po-Yao Huang, Dmytro Okhonko, Armen Aghajanyan, Florian Metze, Luke Zettlemoyer, and Christoph Feichtenhofer. Videoclip: Contrastive pre-training for zero-shot video-text understanding. *arXiv preprint arXiv:2109.14084*, 2021.
- [40] Jiapeng Wang, Chengyu Wang, Kunzhe Huang, Jun Huang, and Lianwen Jin. Videoclip-xl: Advancing long description understanding for video clip models. *arXiv preprint arXiv:2410.00741*, 2024.
- [41] Xin Zhang, Yanzhao Zhang, Wen Xie, Mingxin Li, Ziqi Dai, Dingkun Long, Pengjun Xie, Meishan Zhang, Wenjie Li, and Min Zhang. Gme: Improving universal multimodal retrieval by multimodal llms. *arXiv preprint arXiv:2412.16855*, 2024.
- [42] Sheng-Chieh Lin, Chankyu Lee, Mohammad Shoeybi, Jimmy Lin, Bryan Catanzaro, and Wei Ping. Mm-embed: Universal multimodal retrieval with multimodal llms. *arXiv preprint arXiv:2411.02571*, 2024.
- [43] Andreas Koukounas, Georgios Mastrapas, Sedigheh Eslami, Bo Wang, Mohammad Kalim Akram, Michael Günther, Isabelle Mohr, Saba Sturua, Nan Wang, and Han Xiao. jina-clip-v2: Multilingual multimodal embeddings for text and images. *arXiv preprint arXiv:2412.08802*, 2024.

A Details of LoVR Construction

A.1 Implementation Details.

VLM settings VLMs utilized for caption generation include Qwen2.5-VL-72B-Instruct, Qwen2.5-VL-7B-Instruct [20], and Qwen2-VL-72B-Instruct [19]. The initial temperature is set to 0.9 during caption generation.

Experiment settings The inter-frame difference scores shown in Figure 3 are calculated by computing the differences between the average pixel values of consecutive frames. To ensure a robust evaluation, we run each quantitative experiment three times and take the average. In the baseline approach, all encoder models first vectorize the videos and the query captions into embeddings. Then, the cosine similarity between each video feature and the query caption feature is computed and used for ranking. The models can be categorized into two groups based on their architecture and processing capabilities:

- **Image encoders and multimodal models that can not process video:** These models include CLIP, ResNet, and MM-Embed, which are originally designed for image-level representation and require adaptation to handle video inputs. During the experiments, we set the number of extracted frames used by these models to 10. Two strategies are commonly applied:
 1. *Frame-wise maximum similarity:* Frames are sampled from each video, and individual frame embeddings are extracted. The cosine similarity between each frame and the query caption is calculated, and the highest score across all frames is taken as the overall similarity between the video and the caption.
 2. *Average feature pooling ('avg. feat.')*: Similar to the above, but instead of selecting the maximum similarity, the frame embeddings are averaged to form a single video-level embedding, which is then used to compute similarity with the caption. This strategy is explicitly marked with the suffix 'avg. feat.' in Tables 3, 4, and 5. Models without this suffix follow the first strategy.
- **Video encoders and multimodal models that can process video:** These models include BLIP, VideoClip, VideoClip-XL, GME, and jina-clip, which are inherently capable of processing temporal information in videos. They directly encode the entire video into a single video-level embedding, based on which the similarity with the text query is computed, without requiring manual aggregation or sampling.

A.2 Computational Costs.

The caption generation process using Qwen2.5-VL-72B-Instruct [20] required approximately 720 GPU hours. Evaluating the generated captions with the EVQAScore [18] model added approximately 100 GPU hours to the total computational load. Consequently, the construction of **LoVR** incurred a total computational cost of roughly 820 GPU hours, based on NVIDIA H800 GPU usage.

B Extra Experiment Analysis

B.1 Duration of Clips

As shown in the left plot of Figure 6, the video duration distribution in our dataset exhibits a balanced coverage of both short and medium-length videos, distinguishing it from existing benchmarks like MSVD [3], MSR-VTT [1] and TGIF [25] that primarily focus on short clips. Our dataset includes a significant number of medium-length videos (40-120 seconds) that account for approximately 15% of the total collection. This distribution schema enables comprehensive evaluation of video retrieval models, testing their capability to handle both brief visual semantics in short clips and complex temporal relationships in longer videos.

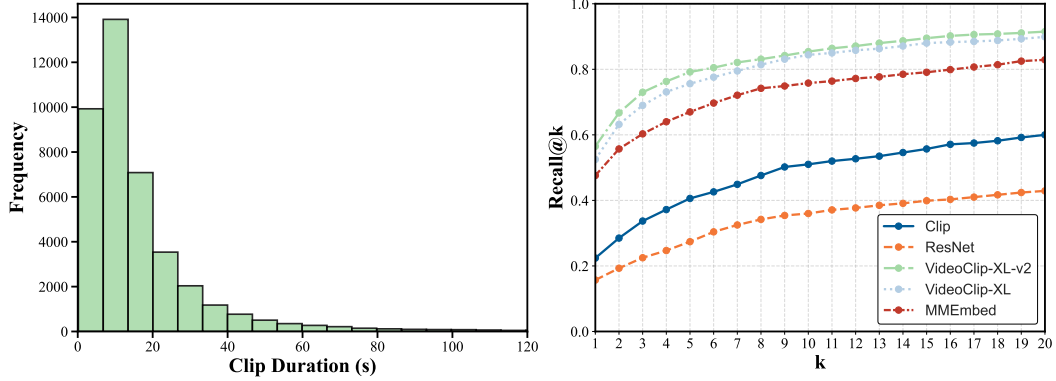


Figure 6: Left: distribution of clip durations in the **LoVR** dataset. Right: comparison of Recall@K performance among baseline models.

B.2 Comparative Analysis of Recall@K for Baseline Models

The Recall@K curves(right portion of Figure 6) across different models at the clip-level reveal notable performance differences, reflecting variations in model architecture, training strategies, and semantic understanding capabilities. Specifically, the VideoClip-XL series demonstrates the best overall performance, with VideoClip-XL-v2 achieving a Recall@1 of 56.5% and a Recall@20 of 91.5%, significantly outperforming other models. This indicates its stronger ability in fine-grained video understanding. In contrast, early-stage models such as CLIP and ResNet exhibit relatively low accuracy even at small k values, with slower growth trends, highlighting their limitations in capturing complex video semantics.

However, despite some models showing promising results at higher k values, most models still fall short in achieving satisfactory performance on metrics like Recall@1 or Recall@5. This suggests that there is substantial room for improvement, particularly in modeling semantic details and dynamic scene transitions. These results further confirm the high level of challenge posed by our benchmark, which effectively discriminates between model capabilities and provides a meaningful testbed for future research in video-language understanding.

B.3 Impact of Frame Count in Video Embedding on Retrieval Performance

Table 6: Baseline performance of text-to-video and video-to-text retrieval under different frame counts.

Model	Frame Count	Text-to-Video Retrieval			Video-to-Text Retrieval		
		R@1	R@5	R@10	R@1	R@5	R@10
ResNet	10	32.0	72.0	81.0	12.0	35.0	59.0
	20	31.0	72.0	81.0	12.0	35.0	59.0
Clip	10	46.0	78.0	89.0	19.0	55.0	71.0
	20	46.0	79.0	89.0	19.0	54.0	71.0

From Tables 6, 7, and 8, we can observe that the retrieval performance varies under different frame counts, indicating that the number of video frames has an impact on the effectiveness of multimodal retrieval tasks. Although there are slight fluctuations in some metrics, the overall trend suggests that incorporating more frames helps improve the model’s ability to understand and represent video content, thereby enhancing cross-modal matching accuracy. Since videos are composed of multiple frames, a higher frame count generally means more comprehensive visual information. However, using more frames also entails greater computational costs and longer retrieval times, which requires a trade-off based on practical considerations.

Table 7: Baseline performance of text-to-clip and clip-to-text retrieval under different frame counts.

Model	Frame Count	Text-to-Clip Retrieval			Clip-to-Text Retrieval		
		R@1	R@5	R@10	R@1	R@5	R@10
ResNet	10	15.1	34.5	44.4	28.8	54.3	66.6
	20	15.2	34.9	43.6	29.0	54.0	66.1
Clip	10	25.8	51.6	61.2	27.4	61.9	77.8
	20	25.8	51.1	61.4	27.5	61.2	77.7

Table 8: Baseline performance of theme-to-clip and clip-to-theme retrieval under different frame counts.

Model	Frame Count	Theme-to-Video Retrieval		Video-to-Theme Retrieval	
		R@25	R@50	R@25	R@50
ResNet	10	24.6	31.8	42.9	57.5
	20	24.0	31.3	42.7	57.8
Clip	10	34.7	42.1	43.6	57.4
	20	35.6	42.4	43.5	57.7

At the same time, the results across all tasks reaffirm the high level of challenge posed by the LoVR benchmark dataset. Even when using well-established visual feature extractors such as ResNet, the overall retrieval performance still leaves significant room for improvement, particularly in clip-level retrieval tasks. This highlights the need for stronger cross-modal alignment capabilities in the models.

C Details of Human Quality Assessment

In order to ensure the overall quality and reliability of the video-caption pairs in our dataset, we conducted multiple human evaluation processes. This included: (1) *video filter assessment*, (2) *threshold determination process*, (3) *human annotation*, and (4) *final quality assessment*.

C.1 High-scene-dynamic Video Filter Assessment

This step is conducted after filtering out the high-scene-dynamic videos (Section 3.2.1). We recruited 10 undergraduate student volunteers with computer science backgrounds to manually review all videos that had passed the filter. The goal was to ensure that only high-dynamic videos were retained in the final dataset. Here, high-dynamic videos are defined as those containing significant scene changes, camera transitions, moving characters or objects, and diverse semantic content.

To enhance the reliability of this filtering stage, each video was independently reviewed by at least two annotators. If both agreed that a video lacked sufficient visual dynamics, it was excluded from the dataset. The entire review process took approximately 2 days, with each participant spending an average of 4 hours on the assigned tasks. A total compensation of ¥3,000 (¥ is the currency symbol for the Chinese yuan (RMB)) was provided to the annotators. As a result of this manual verification, we confirmed and retained 467 high-quality long videos in the final dataset.

C.2 Threshold Determination Process

This step is conducted after scoring the captions generated by VLMs (Section 3.2.2). Each video was assessed by three independent annotators who were tasked with identifying inconsistencies between the captions and the video content. These inconsistencies included textual errors, redundant or missing information, and unaddressed scene transitions. In particular, if a clear scene change occurred in the video (lasting more than 3 seconds) but was not described in the caption, annotators were required to specify its exact duration. Additionally, they evaluated whether the overall theme of the caption significantly deviated from that of the video.

A total of 500 videos were selected for annotation, with each video associated with one clip-level and one video-level caption, resulting in 1,500 annotations in total. Video durations ranged from 3 to 60 seconds. To ensure annotation consistency and quality, six annotators with relevant backgrounds were recruited, each responsible for annotating approximately 250 samples. On average, each annotator spent around 300 minutes on the task. The total project budget was approximately ¥1,200. By analyzing the trends in the manual scores, we were able to preliminarily determine a reasonable threshold for caption quality filtering, which serves as a foundation for subsequent automated evaluation and data curation.

C.3 Human Annotation

This step is conducted to improve the quality of captions getting low scores (Section 3.2.2). To ensure the high quality and consistency of the textual descriptions used in the video-text retrieval tasks, we conducted a detailed annotation process involving a total of 1,171 videos, each ranging from 3 to 60 seconds in duration. The annotation effort was distributed among four annotators, with each annotator reviewing approximately 293 videos. Each annotator received a base payment of ¥250, and those achieving an accuracy rate above 90% on randomly sampled checks (30 per annotator) received an additional bonus of ¥30, leading to a maximum compensation of ¥280 per person.

The annotation guidelines primarily focused on two categories of issues: *contextual content errors* and *topic description discrepancies*. Specifically, contextual content errors were further divided into three types:

- **A:** Textual expression errors.
- **B:** Redundant text.
- **C:** Missing key segments, such as unmentioned transitions between clearly distinguishable shots lasting more than 3 seconds.

Topic description discrepancies were categorized as type **D**, indicating that the overall textual description was clearly inconsistent with the video content.

During annotation, if any error was identified within a sentence, the entire sentence was marked using delimiters ‘ ‘ and ‘ ’. For type C errors (i.e., missing content), the placeholder ‘ ’ was inserted at the appropriate location where content should be added.

In terms of annotation format, annotators were required to follow a structured labeling protocol when filling out the annotation table:

- In the “Type” column, the corresponding error types (A, B, C, or D) were recorded. When multiple error types occurred within the same sentence, they were separated by ‘#’, e.g., A#B#C or B#D.
- In the “Correction” column, the corrected version of the full sentence was provided. Regardless of how many error types were present in a sentence, only one final corrected version was written, although all relevant error types were listed in the “Type” column.
- For type B errors (redundant content), if an entire sentence needed to be deleted, the value ‘0’ was entered in the “Correction” column. If only part of the sentence was redundant, the revised sentence with the unnecessary parts removed was recorded.
- Annotators were also required to count the number of content-related errors (A+B+C) and topic-level errors (D) for each video and record these statistics in designated fields.

Throughout the annotation workflow, we emphasized consistency in annotation standards to ensure that all corrected texts remained semantically fluent, logically coherent, and accurately reflected the visual content of the videos after replacing the original captions. This annotation mechanism not only improved the overall quality of the dataset but also provided a reliable foundation for subsequent model training and evaluation.

C.4 Final Quality Assessment

As shown in Section 3.2.4, to evaluate the semantic alignment between videos and their corresponding captions in the final dataset (**LoVR**), we conducted a comprehensive human evaluation involving 25 carefully selected participants. All participants were students with backgrounds in computer science.

Prior to the evaluation, all participants received a detailed instruction manual and completed a short training session using sample videos to standardize their understanding of the scoring criteria. A total of 300 clips and 100 long videos were randomly sampled from the dataset for evaluation. Each sample consisted of a video (or clip) paired with its corresponding caption. Participants were asked to rate the semantic alignment between the visual content and the caption on a 6-point Likert scale (0–5), where:

- **5:** Perfect match — no factual or descriptive errors.
- **4:** Minor issues but overall accurate.
- **3:** Moderate mismatch or ambiguity.
- **2:** Significant inaccuracies.
- **1:** Nearly irrelevant.
- **0:** Completely unrelated.

Each participant was assigned approximately 16 clips and 4 long videos. On average, about 180 seconds were spent per clip, including time for reading instructions and providing ratings. The entire annotation task took roughly one hour per participant. Participants were compensated at a rate of ¥60 per hour.

Caption Generation

System_prompt :
You are a video analysis assistant, and your task is to provide a detailed and structured description of the provided video.

User_prompt :
Please provide a detailed and comprehensive description of the video content. Your description should cover the events, scenes, character actions, overall style, emotional atmosphere, narrative elements, and any noteworthy details. Ensure that your description is clear, coherent, and thorough, with as much detail as possible.

Example :
[Video Example]
Output: The video depicts a nighttime scene on a city street. A person wearing a red jacket is standing on the sidewalk, holding a yellow bag in one hand and gesturing with the other. The individual appears to be engaged in conversation or explaining something, as they point upwards and then towards the camera. The background shows parked cars along the street, illuminated by streetlights, and buildings lining the road. The scene conveys an urban environment during evening hours, with the person's actions suggesting they might be giving directions or sharing information about the surroundings.

Figure 7: Prompt used for clip caption generation.

D LLM Prompt

Figure 7 shows the prompt used for clip caption generation, Figure 8 shows the prompt used for caption aggregation, and Figure 8 shows the prompt used for sensitive content detection of captions.

Caption Aggregation

System_prompt :

You are a paragraph rewriter, and your task is to rewrite two paragraphs into a single, coherent text .

User_prompt :

Strictly follow these requirements for caption connection. Given the last paragraph of the previous caption and the first paragraph of the next caption, optimize the connection between them.:

Original Content

[Last paragraph of previous caption]:

{prev_last_para}

[First paragraph of next paragraph]:

{curr_first_para}

Requirements

1. Preserve facts: Keep all key information including names, actions, and objects unchanged
2. Transition optimization: Add temporal transition words (e.g., "then", "after that") to connect the two paragraphs. Slightly adjust sentence order to improve logical flow
3. Conciseness: Remove repetitive content and keep language concise
4. Format specifications:
 - There must be a \n between the paragraphs
 - Do not include any additional explanations or notes, only output the modified paragraphs

Output format (must strictly follow, Do not include any additional explanations or notes):

[Optimized end of previous paragraph] \n [Optimized beginning of next paragraph]

Figure 8: Prompt used for caption aggregation.

E Impacts and Safeguards

E.1 Broader Impacts

Our benchmark **LoVR** does not inherently pose direct negative societal impacts. First, our dataset is sourced from the open-source dataset LongVideoBench [14], and we strictly adhere to the open-source license specified by LongVideoBench [14]. Furthermore, to mitigate any potential risks, we have taken proactive measures during dataset construction. Specifically, we carefully filtered all source videos to exclude those containing sensitive information(Section C.1). After the final captions are generated, LLM is prompted to detect potential sensitive information in the captions. If any caption is found to contain sensitive content, it is removed to ensure ethical and responsible dataset usage (shown in Figure 9). Although **LoVR** does not include high-risk models (e.g., image generators or large-scale language models), we still recommend that users follow responsible AI principles when training and deploying models based on **LoVR**. These principles include, but are not limited to: restricting commercial misuse, conducting fairness assessments, and ensuring transparent and traceable data usage practices.

For the multimodal community, our benchmark not only serves as a comprehensive testbed for video-text retrieval, but the data can also be used as training sets for model development. By introducing

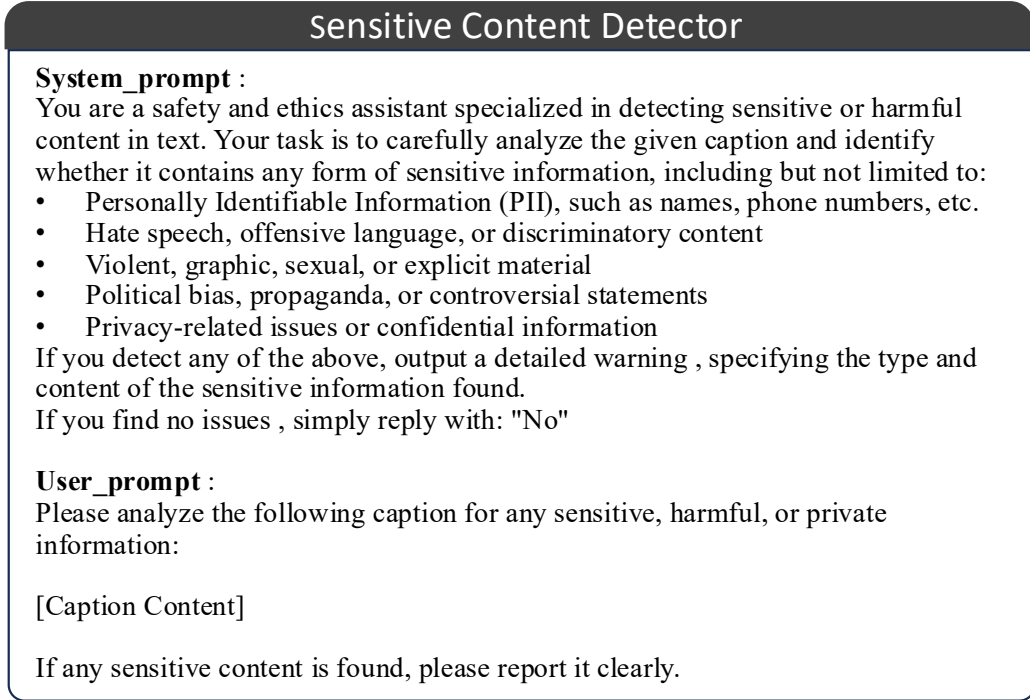


Figure 9: Prompt used for sensitive content detection.

long video understanding and retrieval as a key focus area, our work fills a gap in existing benchmarks and provides a valuable reference for future research and advancement in this field.

E.2 Safeguards

To ensure the ethical and responsible release of the **LoVR** dataset, we have implemented the following safeguards during its construction:

- All videos are sourced from the open-source benchmark LongVideoBench [14], and we strictly adhere to its licensing terms.
- Videos containing sensitive content, such as personally identifiable information, explicit material, or private conversations, are filtered out.
- A LLM-based sensitive content detector was employed to identify and remove captions that may contain biased, harmful, or inappropriate language.
- In both the Github and HuggingFace repositories, we recommend that users adopt responsible AI practices when utilizing **LoVR**, including restricting commercial misuse, performing fairness audits, and ensuring transparent and traceable data usage.
- On the HuggingFace repository, we implemented a Gated User Access mechanism to ensure that access requests are reviewed and approved, promoting accountable usage of the dataset.

F Limitations

High computational cost Our benchmark relies on VLMs during construction, which are inherently resource-intensive in terms of both computation and cost. Moreover, due to the high-dimensional nature of video data, comprising rich spatiotemporal information, the processes of feature extraction, encoding, and storage become particularly demanding when applied to large-scale benchmarks such as **LoVR**. Additionally, the relatively long video durations and caption lengths in our benchmark further increase the computational burden, introducing additional challenges while also significantly raising resource requirements.

Cross-lingual and cultural gaps All captions in our benchmark are generated in English, limiting their applicability to non-English scenarios and hindering cross-lingual evaluation. Furthermore, visual expressions, such as gestures, attire, and behavioral patterns, can vary substantially across cultures. However, our caption generation process employs general-purpose models that may fail to capture fine-grained cultural nuances. This limitation affects the benchmark’s ability to reflect culturally specific content, thereby constraining its effectiveness in cross-cultural retrieval settings.