

Graphon Mixtures

Sevvandi Kandanaarachchi, Cheng Soon Ong

Abstract

Social networks have a small number of large hubs, and a large number of small dense communities. We propose a generative model that captures both hub and dense structures. Based on recent results about graphons on line graphs, our model is a graphon mixture, enabling us to generate sequences of graphs where each graph is a combination of sparse and dense graphs. We propose a new condition on sparse graphs (the max-degree), which enables us to identify hubs. We show theoretically that we can estimate the normalized degree of the hubs, as well as estimate the graphon corresponding to sparse components of graph mixtures. We illustrate our approach on synthetic data, citation graphs, and social networks, showing the benefits of explicitly modeling sparse graphs.

1 Introduction

Edge density is a graph attribute that helps to characterize graph sequences into dense or sparse graphs. A graph sequence is called dense if the edges grow quadratically with the nodes, and it is called sparse if the edges grow sub-quadratically with the nodes. A characteristic of dense graphs is that nodes are more connected to each other. A characteristic of sparse graphs is that they are less connected. Simple examples of sparse graphs include stars, paths and rings.

Observed sparse graphs such as social networks exhibit two contrasting types of behavior: a small number of large hubs inducing sparsity and a large number of small, dense communities (Zang et al. 2018, Zhao et al. 2021). Such hubs and communities are also observed in complex multi-functional networks such as neurological networks (Van den Heuvel & Sporns 2013, Schwarz et al. 2008). A hub, viewed in isolation can be thought of as a star graph and a community by itself can be thought of as a dense graph. The prevalence of these two components in both biological and social networks is evidence that they are fundamental structures in evolving graphs.

Motivated by these considerations we consider graph mixtures – a combination of two graphs, one sparse and one dense generated from two different types graph generators: graphons. A graphon is a symmetric and measurable function $W : [0, 1]^2 \rightarrow [0, 1]$. Graphons are used to learn the underlying structure or representation of graphs (Xu et al. 2021) and recently graphons are used in neural operators and graph neural networks (Levie 2023, Tieu et al. 2024, Cheng & Peng 2023). A graphon can be thought of as a graph blueprint and can be used to generate graphs of an arbitrarily large size. As a consequence of the Aldous-Hoover theorem (Aldous 1981), graphs generated from a graphon W are dense. Thus, while it straightforward to generate dense graphs from a graphon W , generating sparse graphs from a graphon is not quite that simple.

There have been several extensions to graphons to model sparse graphs. Caron et al. (2023) model graphs as exchangeable point processes and extend the classical graphon framework to the

sparse regime. Their graphons are defined on \mathbb{R}_+^2 instead of on the unit square $[0, 1]^2$. Research led by Borgs and Chayes tackle sparsity in different ways. For example, Borgs et al. (2018) consider ‘stretched’ and ‘rescaled’ graphons that can represent sparse graphs. Veitch & Roy (2015) introduce graphexes, a triple describing isolated edges, infinite stars and a graphon defined on \mathbb{R}_+^2 . Kandanaarachchi & Ong (2024) model sparse graphs by considering graphons of line graphs. We use results from Kandanaarachchi & Ong (2024) and Janson (2016) to define graphon mixtures, which can generate sparse and dense graphs depending on the mixture properties.

Our approach for sparse graph generation considers line graphs. Line graphs, also known as non-backtracking graphs (Krzakala et al. 2013) are obtained by mapping edges to vertices. A line graph of a graph G_n denoted by $L(G_n)$ maps edges of G_n to vertices of $L(G_n)$ and connects vertices in $L(G_n)$ if the corresponding edges in G_n share a vertex (Figure 1a). Kandanaarachchi & Ong (2024) showed that for a subset of sparse graphs, which they called *square-degree*, the line graphs are dense. Hence, for square-degree graphs, by taking line graphs, we are back in the space of dense graphs which we know how to model using the standard graphon. However, this hardly tells us anything about the structure of the line graph graphon. Janson (2016) showed that line graph limits are disjoint clique graphs and further showed that disjoint clique graphs can be modelled by a sequence of positive numbers, which he called a *mass-partition*. This result combined with the inverse line graph operation enable us to define graphon mixtures.

The contributions of this paper are: (1) we propose graphon mixtures – a novel approach that explicitly models sparsity and thereby generates graph mixtures; (2) given a graph mixture, we estimate the degree of hubs of unseen graphs and the graphon corresponding to the sparse components, and we provide theoretical guarantees on our estimates that have exponential or polynomial convergence; (3) we show empirically that our approach is useful on synthetic and real data.

2 Limits of sparse graphs and line graphs

We review the setting of graphons, in particular with respect to the recent results on graphons on line graphs (Kandanaarachchi & Ong 2024).

Definition 2.1 (Dense and sparse graph sequences). A sequence of graphs $\{G_n\}_n$ is dense if the number of edges m grow quadratically with the number of nodes n , i.e., $\liminf_{n \rightarrow \infty} \frac{m}{n^2} = c > 0$. A sequence of graphs $\{G_n\}_n$ is sparse if the number of edges m grow sub-quadratically with the number of nodes n , i.e., $\lim_{n \rightarrow \infty} \frac{m}{n^2} = 0$.

A graphon is a symmetric and measurable function $W : [0, 1]^2 \rightarrow [0, 1]$. Graphs and graphons are linked by the adjacency matrix. The *empirical graphon* (Definition A.2) of a graph is obtained by replacing the adjacency matrix with a unit square where the (i, j) th entry of the adjacency matrix is replaced with a square of size $1/n \times 1/n$. Given a graphon W , a graph with n nodes for any $n \in \mathbb{N}$ can be generated as follows:

Definition 2.2. Uniformly pick x_1, x_2, \dots, x_n from $[0, 1]$. A **W-random graph** $\mathbb{G}(n, W)$ has the vertex set $1, 2, \dots, n$ and vertices i and j are connected with probability $W(x_i, x_j)$.

Given a sequence of graphs $\{G_n\}_n$, convergence is defined using the *cut norm* (Definition A.3) and the *cut metric* (Definition A.4). Borgs et al. (2008) showed that every convergent graph sequence converges to a graphon W . Therefore, graphons are graph limits. The problem is that

all sparse graph sequences converge to $W = 0$. Hence, the standard graphon is not representative of sparse graphs, in the sense that graphs generated from $W = 0$ are isolated nodes without any edges.

2.1 Sparse graphs are stars in the limit




Figure 1: (a) A graph G and its line graph $L(G)$. Vertices in $L(G)$ are edges of G . Vertices of $L(G)$ are connected if the corresponding edges in G share a vertex. (b) Line graphs of disjoint stars are disjoint cliques. Thus, the inverse line graph of disjoint cliques are disjoint stars.

To address this problem, more mathematically intricate constructions and convergences have been defined (Borgs et al. 2018, Caron et al. 2023). Kandanaarachchi & Ong (2024) showed that if sparse graphs satisfy a certain condition, then their line graphs (Definition A.1, Figure 1a) are dense. They called this condition the *square-degree property* (Definition A.9). The set of graph sequences satisfying the square-degree property is denoted by S_q . They showed that if $\{G_n\}_n \in S_q$ and the line graphs $\{L(G_n)\}_n$ converge, then they converge to a graphon $U \neq 0$. Here, we elucidate the structure of U , based on an earlier result by Janson (2016).

Theorem 2.3. (Janson (2016) Thm 8.3) A graph limit is a line graph limit if and only if it is a disjoint clique graph limit.

A clique is a subset of nodes in the graph that are connected to each other. This result is important because as shown in Figure 1b, the inverse line graph of a disjoint clique graph is a disjoint star graph, and stars are the most sparse of the graphs that exhibit power-law degrees. Therefore, the line graph limit explains sparsity in a fundamental way via the inverse line graph operation. It is worth noting that if a graph is a line graph, then its inverse exists and is unique (Whitney 1932) with the only exception when the line graph is a triangle. Janson (2016) represented disjoint clique graph limits by a sequence of proportions called the *mass-partition* (Definition A.5) where the j th element of the mass-partition gives the proportion of nodes in the j th disjoint clique. A mass-partition $\mathbf{p} = \{p_i\}_{i=1}^{\infty}$ uniquely defines a disjoint clique graphon (Definition A.6). We combine disjoint clique graph limits of (Janson 2016) with converging sparse square-degree (Definition A.9) graphs of (Kandanaarachchi & Ong 2024) in the following lemma. Furthermore, we provide a new definition (so called max-degree) which is equivalent to square-degree property.

Lemma 2.4. Let $\{G_n\}_n \in S_q$ (Definition A.9) and let $H_m = L(G_n)$ where L denotes the line graph operation. If $\{H_m\}_m$ converges to U then U is a disjoint clique graphon and there exists a unique mass-partition \mathbf{p} that describes U . That is, $U = W_{\mathbf{p}}^{\mathcal{M}}$ (see Definition A.6) for some mass-partition \mathbf{p} .

Proof. Immediate from Theorem 2.3 and A.8 (Janson 2016). \square

Definition 2.5. (Max-degree condition) Let $\{G_n\}_n$ be a sequence of graphs where G_n has n nodes and m edges. Let the maximum degree of G_n be denoted by $d_{\max,n}$. We say the $\{G_n\}_n$ satisfies the max-degree condition if there exists $c > 0$

$$\liminf_{n,m \rightarrow \infty} \frac{d_{\max,n}}{m} = c > 0.$$

Let S_x denote the set of graph sequences satisfying the max-degree condition.

We show that for graph sequences with converging line graphs, the square-degree property is equivalent to the max-degree condition

Lemma 2.6. Let $\{G_n\}_n$ be a graph sequence with $H_m = L(G_n)$. Suppose $\{H_m\}_m$ converges to U . Then

$$\{G_n\}_n \in S_q \equiv \{G_n\}_n \in S_x.$$

2.2 Related work

Sparse graphs including scale-free and power-law graphs have been studied in depth. For scale-free graphs described by the Barabási-Albert model (Barabási & Albert 1999) the proportion $P(d)$ of vertices with degree d obeys a power law $P(d) \propto d^{-\gamma}$, where $\gamma \approx 3$. Bollobás et al. (2001) showed for these graphs the maximum degree is $\Theta(\sqrt{n})$, where n is the number of the nodes in the graph. For these graphs the probability $\Pi(i)$ that a new node connects to node i , which has degree d_i is given by $\Pi(i) = \frac{d_i^\alpha}{\sum d_i^\alpha}$ where $\alpha = 1$. When $\alpha > 1$, the graphs are described by a different regime called the super-linear preferential attachment. For these graphs, the maximum degree $d_{\max} \rightarrow n$ exhibiting a winner takes it all strategy while other degrees remain bounded (Sethuraman & Venkataramani 2019). Thus, for $\alpha = 1$ the maximum degree $d_{\max} \in \Theta(\sqrt{n})$ and for $\alpha > 1$, $d_{\max} \rightarrow n$.

In contrast, classical graphons were used to describe dense graphs. Over time the original definitions, constructions and convergences were extended to incorporate sparse graphs (Borgs et al. 2021, Caron et al. 2023). One such construction is graphexes. Graphexes describe a triple (I, S, W) , where I describes isolated edges, S infinite stars and W a graphon defined on \mathbb{R}_+^2 . This particular graphon W can generate dense or sparse graphs. For dense graphs, the graphon is defined on a compact $S \subset \mathbb{R}_+^2$, while for sparse graphs W is defined on \mathbb{R}_+^2 . Thus, extending the support of the graphon from a finite subset to the whole positive quadrant enabled sparsity in this instance.

Our approach is different as we use inverse line graphs of disjoint clique graphs to generate the sparse component. As both graphons in our mixture are defined on the unit square, it makes it easier to estimate these graphons in practice. Furthermore, graphon mixtures give rise to top- k degrees in between the Barabási-Albert model and the super-linear preferential attachment graphs.

3 Mixtures of sparse and dense graphs

We generate a graph mixture first by picking a graphon W and a disjoint clique graphon U . Graphon U lives in the line graph space and is the key to generating sparse graphs. By taking the inverse line graph of graphs generated by U , we get sparse graphs. Thus, U models sparsity by the inverse line graph operation.

First we generate two graph sequences using U and W , noting that both graph sequences are dense, but the graph sequence generated by U lives in the line graph space. The sparse graph sequence is obtained by taking the inverse line graphs of the graphs generated by U . Then we join the i th graph generated by W with the i th inverse line graph generated by U according to a set of simple rules and obtain the graph mixture. A key component in the mixing process is the ratio of the number of nodes in the sparse graph to that of the dense graph. If this ratio goes to infinity along the sequence, then the mixture sequence is sparse. If the ratio is bounded, then the mixture sequence is dense. Thus, for a given W and U by changing the mixture ratio function, we can generate graph sequences ranging from dense to sparse.

3.1 The graph mixture model

Given two graph sequences, we define joining rules that are not too restrictive.

Definition 3.1. (Graph Joining Rules) Let $\{G_{s_i}\}_i$ and $\{G_{d_i}\}_i$ be two graph sequences. We are interested in joining G_{s_i} and G_{d_i} for every i . Let G_{n_i} denote the joined graph. We consider graph joins that satisfy the following conditions.

1. **No new nodes condition:** no new nodes are added as part of the joining process.
2. **No deletion condition:** No nodes or edges are deleted as part of the joining process.
3. **Random edges condition:** if edges are added, they are added randomly in the sense that nodes within a graph are equally likely to be selected to form edges.
4. **New edges condition:** if edges are added, the number of new edges added m_{new_i} satisfies $m_{new_i} = cm_{d_i}$, for some $c \in \mathbb{R}$, where m_{d_i} denotes the number of edges in G_{d_i} .

The graph joining rules ensure that each node in G_{n_i} comes either from G_{s_i} or G_{d_i} . Furthermore, the randomness in the joining process prevents creating additional structure in the graph.

A disjoint clique graphon U is defined by a sequence of proportions (the mass-partition) $\mathbf{p} = \{p_i\}_{i=1}^{\infty}$. Janson (2016) considered $\sum_i p_i \leq 1$. In our work we consider a rescaled version of the original mass-partition and let the elements of the mass-partition add up to 1. We explore the inverse line graphs of graphs generated by U when $\sum_i p_i < 1$ in Appendix B.4.

Definition 3.2. (Mass-partition) We define a mass-partition to be a sequence $\mathbf{p} = \{p_i\}_{i=1}^{\infty}$ of non-negative real numbers such that

$$p_1 \geq p_2 \geq \cdots \geq p_i \geq \cdots \quad \text{and} \quad \sum_{i=1}^{\infty} p_i = 1.$$

We refer to the number of non-zero elements in \mathbf{p} as partitions. Thus U corresponding to \mathbf{p} can have finite or infinite partitions.

Definition 3.3. Given a graphon W , a disjoint clique graphon U , and positive, integer valued sequences $\{n_{d_i}\}_i$ and $\{m_{s_i}\}_i$ increasing with i , a (U, W) -mixture graph sequence $G_{n_i} \sim \mathbb{G}(U, W, n_{d_i}, m_{s_i})$ is constructed as follows:

1. Let $G_{d_i} \sim \mathbb{G}(n_{d_i}, W)$ and $H_{s_i} \sim \mathbb{G}(m_{s_i}, U)$, i.e., G_{d_i} is a W -random graph (Definition 2.2) and H_{s_i} is a U -random graph. Sequences $\{G_{d_i}\}_i$ and $\{H_{s_i}\}_i$ consist of dense graphs.
2. As U is a disjoint clique graphon, the inverse line graph of H_{s_i} exists and is a disjoint union of stars. Suppose $G_{s_i} = L^{-1}(H_{s_i})$ has n_{s_i} nodes where L^{-1} denotes the inverse line graph operation. Thus, $\{G_{s_i}\}_i$ is a sparse graph sequence.
3. Join $\{G_{d_i}\}_i$ and $\{G_{s_i}\}_i$ satisfying graph joining rules in Definition 3.1. Let $\{G_{n_i}\}_i$ denote the resulting graph sequence.

We say $G_{n_i} \sim \mathbb{G}(U, W, n_{d_i}, m_{s_i})$ is a (U, W) -mixture graph. We call G_{d_i} the **dense part** and G_{s_i} the **sparse part** of G_{n_i} .

3.2 Expectations and edge density

In graphon mixtures, randomness arise in two ways: (1) when the graphs are generated from U and W and (2) when the graphs are joined according to graph joining rules. We compute expectations of hub nodes and nodes in the dense part with respect to both sources of randomness in Lemmas B.1 and B.2. Depending on the mixing ratio $\frac{n_{s_i}}{n_{d_i}}$ the (U, W) mixture graphs can be sparse or dense as shown in Lemma 3.4.

Lemma 3.4. Let $\{G_{n_i}\}_i$ be a sequence of (U, W) -mixture graphs (Definition 3.3) with $G_{n_i} \sim \mathbb{G}(U, W, n_{d_i}, m_{s_i})$. Let G_{d_i} be the dense part of G_{n_i} and let G_{s_i} be the sparse part. Let n_{d_i} and n_{s_i} be the number of nodes in G_{d_i} and G_{s_i} respectively. Then

1. If there exists $c \in \mathbb{R}^+$ such that $\limsup_{i \rightarrow \infty} \frac{n_{s_i}}{n_{d_i}} = c$ then $\{G_{n_i}\}_i$ is dense.
2. If $\lim_{i \rightarrow \infty} \frac{n_{s_i}}{n_{d_i}} = \infty$, then $\{G_{n_i}\}_i$ is sparse.

Lemma 3.4 shows that (U, W) -mixture graphs are a general construction that allows us to generate sparse or dense graphs. While our focus is on sparse graphs, dense graphs that cannot be fully explained by a single graphon W can be generated by a (U, W) mixture. Thus, (U, W) -mixture graphs can model a richer set of dense graphs compared to a single graphon W . We briefly discuss this in Appendix B and give examples of (U, W) -mixture graphs that range from dense to sparse using the same (U, W) combination.

4 The top- k degrees of sparse (U, W) mixture graphs

In a network the highest-degree nodes (the hubs) often represent the most influential or central entities of the network. In social networks they maybe key individuals, in transportation networks they can represent critical infrastructure and in a neurological context hub overload and failure can explain neurological disorders (Stam 2014). Thus modeling high-degree nodes is important. By

observing a mixture graph without knowing U , W or the mixture ratio function, we predict the high-degrees of an unseen graph, by knowing only the number of nodes in that graph.

For a sparse (U, W) mixture sequence, we show that the high-degree nodes are contributed by U (Lemma C.3)). Recall that graphon U is in the line graph space, and by Theorem 2.3 is formed by disjoint cliques. Hence the inverse line graphs are disjoint stars. As U is described by a mass-partition $\mathbf{p} = (p_1, p_2, \dots)$, if $p_j > p_k$ the degree of the star corresponding to p_j is larger than that of p_k even after joining the sparse and dense parts (Lemma C.1). Furthermore, the joining process does not change the order of the highest degrees as stated below.

Proposition 4.1. (Order Preserving Property) Let $\{G_{n_i}\}_i$ be a sequence of sparse (U, W) -mixture graphs (Definition 3.3) with dense and sparse parts G_{d_i} and G_{s_i} respectively. Let $\mathbf{p} = (p_1, p_2, \dots)$ be the mass-partition (Definition 3.2) associated with U which has at least k partitions. Let $\tilde{q}_{j,i}$ be the degree of the star in G_{s_i} corresponding to $p_j \neq 0$. Let $q_{j,i}$ denote the degree of the corresponding vertex in G_{n_i} . Let $\deg_{G_{n_i}} v_{(r)}$ denote the r th highest degree in G_{n_i} . Then

$$P\left(\bigcap_{j=1}^k \left(q_{j,i} = \deg_{G_{n_i}} v_{(j)}\right)\right) \geq \left(1 - \frac{c_1}{m_{s_i}}\right)^k \left(1 - \exp\left(-c_2 \frac{m_{s_i}^2}{n_{d_i}^2}\right) - \exp(-c_3 m_{s_i})\right)$$

That is, with high probability the order of the stars in the sparse part are preserved by joining.

The Order Preserving Property helps us to estimate the top- k degrees of graphs when mass-partitions have at least k non-zero entries.

Lemma 4.2. Suppose G_{n_i} and G_{n_j} are two graphs from a sparse (U, W) -mixture graph sequence (Definition 3.3). We treat G_{n_i} as the training graph and G_{n_j} as the test graph. Suppose G_{n_i} and G_{n_j} have n_i and n_j nodes respectively. Let $\mathbf{p} = (p_1, p_2, \dots)$ be the mass-partition (Definition 3.2) associated with U , which has at least k partitions. Let $\deg_{G_{n_i}} v_{(\ell)}$ denote the ℓ th largest degree in G_{n_i} where $\ell \leq k$. Then we estimate the ℓ th largest degree in G_{n_j} as

$$\deg_{G_{n_j}} \hat{v}_{(\ell)} = \deg_{G_{n_i}} v_{(\ell)} \times \frac{n_j}{n_i}, \quad (1)$$

which satisfies

$$\left| \frac{\deg_{G_{n_j}} \hat{v}_{(\ell)} - \mathbb{E}(q_{\ell,j})}{m_{s_j}} \right| \leq cp_{\ell} \left| 1 - \frac{n_j m_{s_i}}{n_i m_{s_j}} \right| \quad (2)$$

with high probability, where $q_{\ell,j}$ denotes the degree of the hub vertex corresponding to $p_{\ell} \neq 0$ in G_{n_j} and m_{s_i} and m_{s_j} denote the number of edges in the sparse parts G_{s_i} and G_{s_j} .

We use equation (1) to predict degrees and thus model highest-degree nodes. Equation (2) gives an error bound.

5 Estimating U for finite number of partitions

Understanding sources of sparsity can help uncover the graph generation mechanism. For mixture graphs, sparsity comes from U , which lives in the line graph space and can have finite or infinite

partitions (Definition 3.2). By observing mixture graphs, we estimate \mathbf{p} , both when \mathbf{p} has finite and infinite partitions. In this section we consider finite partitions. For both cases, we consider a class of well-behaved W in our mixture model. We do not need W to be well-behaved to estimate the topmost degrees of G_{n_i} . However, we need some conditions on W so that we can estimate U .

Definition 5.1. (Degree Function) As in Delmas et al. (2021) we define the degree function

$$D(x) = \int_0^1 W(x, y) dy,$$

where $D(x)$ is defined on $x \in [0, 1]$.

Assumption 5.2. We assume W to have a continuous degree function $D(x)$ (Definition 5.1).

When W satisfies Assumption 5.2, the degrees in the dense part G_{d_i} are closely packed, i.e., given a degree value, there is another degree value quite close in G_{d_i} . We make this notion precise in Lemma D.4, which we use to estimate k , the number of partitions.

Proposition 5.3. Let $\{G_{n_i}\}_i$ be a sequence of sparse (U, W) -mixture graphs (Definition 3.3) with dense and sparse parts G_{d_i} and G_{s_i} having nodes n_{d_i} and n_{s_i} respectively. Suppose W satisfies Assumption 5.2 and $W \neq 1$. Let $\mathbf{p} = (p_1, p_2, \dots)$ be the mass-partition (Definition 3.2) associated with U which has only k partitions. Let $\deg_{G_{n_i}} v_{(\ell)}$ denote the ℓ th largest degree in G_{n_i} . Then there exists I_0 such that for $i > I_0$ we have

$$k = \max_{\ell} \left(\log \deg_{G_{n_i}} v_{(\ell)} - \log \deg_{G_{n_i}} v_{(\ell+1)} \right), \quad (3)$$

where we exclude small degrees. That is, in the log scale the difference between successive top k degrees is largest at k .

Once we have found the partitions k , we can estimate the mass-partition $\mathbf{p} = (p_1, \dots, p_k, 0, 0, \dots)$.

Proposition 5.4. Let $\{G_{n_i}\}_i$ be a sequence of sparse (U, W) -mixture graphs (Definition 3.3) with dense and sparse parts G_{d_i} and G_{s_i} respectively. Let $\mathbf{p} = (p_1, p_2, \dots)$ be the mass-partition (Definition 3.2) associated with U with only k partitions. Let $q_{j,i}$ denote the degree of the hub vertex corresponding to $p_j \neq 0$ in G_{n_i} . Then using the second order approximation of the Taylor expansion for the expectation and the first order approximation for the variance, and for some constants c_1 and c_2 we have

$$\left| \mathbb{E} \left(\frac{q_{j,i}}{\sum_{\ell=1}^k q_{\ell,i}} \right) - p_j \right| \leq \frac{c_1}{m_{s_i}} \quad \text{and} \quad \text{Var} \left(\frac{q_{j,i}}{\sum_{\ell=1}^k q_{\ell,i}} \right) \leq \frac{c_2}{m_{s_i}}.$$

Therefore, when U has finite partitions, first we estimate k using equation (3). Then we estimate the mass-partition $\mathbf{p} = (p_1, p_2, \dots, p_k, 0, \dots)$ by

$$\hat{p}_j = \frac{\deg_{G_{n_i}} v_{(j)}}{\sum_{\ell=1}^k \deg_{G_{n_i}} v_{(\ell)}}, \quad (4)$$

where $\deg_{G_{n_i}} v_{(\ell)}$ denotes the observed ℓ th highest degree in G_{n_i} . From the Order Preserving Property (Proposition 4.1) we know that for large i , $\deg_{G_{n_i}} v_{(\ell)} = q_{\ell,i}$, and thus the bounds in Proposition 5.4 are satisfied.

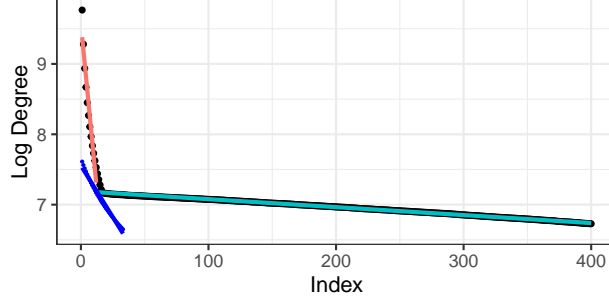


Figure 2: Unique log degree values of a (U, W) mixture graph G_{n_i} . The line fitted to points $\{(j, \log(\deg_{G_{n_i}} v(j)))\}_{j=1}^{k_i}$ is shown in red and the line fitted to degrees generated from W is shown in green. The line fitted to points $\{(j, \log \frac{m_{s_i}}{j})\}_{j=1}^N$ is shown in blue.

6 Estimating U for infinite number of partitions

When U has infinite partitions, Proposition 5.3 does not hold. In the finite partition case, there is a widening gap between the hub degrees generated by U and the degrees generated by W . But in the infinite partition case, there are always smaller values p_i that fill this gap. However, we show that the degrees generated by U are different to those generated by W . Let k_i denote the number of hub nodes in G_{n_i} generated by U with degrees higher than those generated by W . Our goal is to estimate k_i . Thus, we focus on the larger degrees of G_{n_i} and consider the unique degree values of G_{n_i} greater than some percentile C . We consider the ordered, unique log degree values $(j, \log(\deg_{G_{n_i}} v(j)))$, where $\deg_{G_{n_i}} v(j)$ is the j th highest degree in G_{n_i} . To these log degree values we fit two lines using the OLS estimator. We show that the line fitted to the first k_i points $\{(j, \log(\deg_{G_{n_i}} v(j)))\}_{j=1}^{k_i}$ has a steeper slope compared to the line fitted to the rest of the points, which are generated by W . In Figure 2 these two lines are shown in red and green respectively. We do this by comparing with the line fitted to points on the curve $y = \log(m_{s_i}/x)$, which is shown in blue in Figure 2.

We do this in two parts. First we show that the red line has a steeper slope than the blue line. The key observation is that the series $\sum_j \frac{1}{j}$ diverges to infinity, and as such cannot represent a mass-partition, implying that a mass-partition $\{p_i\}_{i=1}^\infty$ has to converge to zero more steeply (or faster) than $\{1/j\}_{j=1}^\infty$. This is shown in Lemma E.1. Next we show that the green line is much less steep than the blue line. As W has a continuous degree function $D(x)$ (Assumption 5.2) the sorted, unique degree values are close to each other, and for large i , they are mostly consecutive integers. Using this we show that the green line has a less steep slope than the blue line. This is shown in Lemma E.2.

Procedure 6.1. Let G_{n_i} be a graph from a sparse (U, W) -mixture graph sequence with U having infinite partitions. Let k_i denote the number of hub nodes in G_{n_i} generated by U with degrees higher than those generated by W . We consider the points $(j, \log(\deg_{G_{n_i}} v(j))) \in \mathbb{R}^2$ for unique degree values greater than some percentile C . Suppose there are N such points. For different cutoff points r we fit two lines – one for $\{(j, \log(\deg_{G_{n_i}} v(j)))\}_{j=1}^r$ and another for $\{(j, \log(\deg_{G_{n_i}} v(j)))\}_{j=r+1}^N$ using OLS regression. Suppose the L_2 loss functions for the first and second fitted lines are given by $\mathcal{L}_1(r)$ and $\mathcal{L}_2(N - r)$ respectively. Then we estimate \hat{k}_i as

$$\hat{k}_i = \arg \min_r (\mathcal{L}_1(r) + \mathcal{L}_2(N - r)) . \quad (5)$$

That is, \hat{k}_i is the number of points on the first fitted line segment when the sum of the loss functions is minimized.

Lemma E.3 shows that the sequence $\{\hat{k}_i\}_i$ tends to infinity with high probability. This allows us to show that given \hat{k}_i the ratio

$$\hat{p}_{j,i} = \frac{\deg_{G_{n_i}} v(j)}{\sum_{\ell=1}^{\hat{k}_i} \deg_{G_{n_i}} v(j)} \quad (6)$$

converges to p_j in expectation. The proof is similar to that of Proposition 5.4.

Proposition 6.2. Let $\{G_{n_i}\}_i$ be a sequence of sparse (U, W) -mixture graphs (Definition 3.3) with dense and sparse parts G_{d_i} and G_{s_i} respectively. Suppose U has infinite partitions and let $\mathbf{p} = (p_1, p_2, \dots)$ be the associated mass-partition (Definition 3.2). Let $q_{j,i}$ denote the degree of the hub vertex corresponding to p_j in G_{n_i} and \hat{k}_i be estimated using Procedure 6.1. Then using the second order approximation of the Taylor expansion for the expectation and the first order approximation for the variance, and for some constants c_1 and c_2 we have

$$\left| \mathbb{E} \left(\frac{q_{j,i}}{\sum_{\ell=1}^{\hat{k}_i} q_{\ell,i}} \right) - p_j \right| \leq \frac{c_1}{m_{s_i}} \quad \text{and} \quad \text{Var} \left(\frac{q_{j,i}}{\sum_{\ell=1}^{\hat{k}_i} q_{\ell,i}} \right) \leq \frac{c_2}{m_{s_i}}$$

We use equation (5) to compute \hat{k}_i and equation (6) to compute \hat{p}_j for $j \in \{1, \dots, \hat{k}_i\}$, which estimates the first \hat{k}_i elements of the mass-partition \mathbf{p} describing U . Additionally, if we know the rate at which the elements in the mass-partition $\{p_i\}_i$ go to zero, then we can estimate $\sum_{j=\hat{k}_i}^{\infty} p_j$, the sum of the unestimated elements in the partition. This is shown in Lemma E.4.

7 Experiments

We conduct experiments with synthetic and real data on a standard laptop. As a baseline comparison method for degree prediction, we use scale-free graph properties discussed in Bollobás et al. (2001). Another simple comparison method detailed in Appendix F is used for estimating U . As the evaluation metric we use the Mean Absolute Percentage Error (MAPE) given by $100 \times \frac{1}{N} \sum_{i=1}^N \frac{|\hat{y}_i - y_i|}{y_i}$. For degree prediction y_i denotes the top- k degree values and for estimating U , y_i denotes the mass-partition elements p_i . More details of the experiments are given in Appendix F.

Table 1: Proposed method is an order of magnitude better than baseline on synthetic data. MAPE (smaller is better) reported with standard deviation in parenthesis.

Task	Description	Experiment 1	Experiment 2	Experiment 3	Experiment 4
Top- k deg.	Proposed	0.386 (0.337)	0.225 (0.178)	0.394 (0.288)	0.341 (0.391)
	Baseline	9.078 (0.436)	9.098 (0.238)	9.185 (0.336)	9.074 (0.488)
Finite U	Proposed	1.800 (1.571)	0.602 (0.428)	0.845 (0.644)	1.621 (1.448)
	Baseline	98.709 (0.030)	98.702 (0.012)	97.952 (0.024)	97.766 (0.025)
Infinite U	Proposed	10.917 (0.098)	1.559 (0.069)	6.351 (0.051)	0.339 (0.171)
	Baseline	97.238 (0.002)	95.233 (0.003)	95.070 (0.003)	98.245 (0.003)

Table 2: Our proposed method is better than baseline for HEP-PH and FB datasets. Average MAPE over different prediction steps and graphs reported with standard deviation in parenthesis.

Dataset	Prediction Step	MAPE		Graph Index	MAPE	
		Proposed	Baseline		Proposed	Baseline
Hep-PH	6	2.18 (1.68)	3.67 (2.25)	80	2.89 (1.93)	5.07 (3.12)
	7	2.66 (2.03)	5.47 (2.58)	85	3.37 (2.95)	4.64 (2.60)
	8	3.15 (2.32)	6.07 (2.98)	90	2.15 (1.72)	5.44 (2.80)
	9	3.42 (2.62)	6.84 (3.16)	95	2.47 (1.59)	5.60 (3.21)
	10	3.53 (2.53)	7.81 (3.33)	100	4.20 (2.63)	7.52 (4.01)
FB	60	7.13 (4.48)	10.5 (5.76)	520	9.12 (4.50)	13.1 (6.37)
	70	7.84 (4.75)	12.5 (5.58)	540	12.5 (4.31)	17.8 (6.16)
	80	8.09 (4.73)	13.1 (6.18)	560	7.82 (3.37)	13.9 (4.64)
	90	8.56 (5.14)	15.3 (5.72)	580	4.73 (3.00)	10.7 (4.51)
	100	8.06 (5.14)	15.8 (5.70)	600	4.53 (3.23)	10.7 (4.94)

7.1 Illustration with synthetic data

With synthetic data experiments we focus on 3 tasks: (1) predict the top- k degrees, (2) estimate U when the mass-partition has finite non-zero elements and (3) estimate U when the mass-partition has infinite non-zero elements. To predict the top- k degrees we use training graphs with n_i nodes and test graphs with n_j nodes. Using equation (1) we predict the top- k degrees for graphs in the test set. To estimate U we only use training graphs. When U has finite partitions we use equation (4) and for infinite partitions we use equation (6). For each task we conduct 4 experiments. For degree prediction we consider $W_1 = \exp(-(x + y))$, $W_2 = 0.1$ and U_1 with mass-partitions $\mathbf{p}_1 \propto \{1/j^{1.2}\}_{j=2}^{50}$ and U_2 with mass-partition $\mathbf{p}_2 \propto \{1/1.2^j\}_{j=2}^{50}$. The mass-partitions are normalized so that they add up to 1. Table 1 gives the results of the experiments.

7.2 Citation graphs and social networks

For observed real world graphs, we do not have a ground truth model for U , hence we are only able to compute MAPE for predicted degrees. Using Hep-PH Physics citations dataset (Leskovec et al. 2005, Gehrke et al. 2003) and Facebook (FB) links dataset (Viswanath et al. 2009) we predict degrees. In Hep-PH dataset, each paper is a node and if paper i cites paper j , then there is an edge between nodes i and j . We focus on monthly graphs, where the graph is updated with new papers and new citations. We consider graphs for months 80, 85, 90, 95 and 100. Using each graph at month ℓ , we predict the top 10 degrees of the graph at months $\ell + 6$ up to $\ell + 10$. Similarly, for the FB dataset we consider graphs on days 520, 540, 560, 580 and 600 with prediction steps 60 to 100, stepping by 10. Table 2 gives the results averaged over the prediction step and the graph index.

8 Conclusions

We present graphon mixtures, an approach that explicitly models sparse and dense components, and generates graph mixtures using two graphons. The graphon W is used to generate dense graphs and the disjoint clique graphon U is used to generate sparse graphs via the inverse line graph operation. Then the sparse and the dense sequences are joined resulting in a mixture sequence.

We have modeled the highest degrees of sparse (U, W) mixtures and estimated U as this is the source of sparsity. We can estimate U with high accuracy when U has finite disjoint cliques. When U has infinitely many disjoint cliques, the accuracy depends on the rate at which the clique proportions go to zero. We have focused on sparse (U, W) mixtures. Dense (U, W) mixtures supplement graphs generated by a single graphon W . While we briefly touch on this in Appendix B, this topic can be explored further. This work focused on estimating the sparse component U , which is the new piece in the puzzle. Many methods have been developed to estimate the classical graphon. Once the effect of U is removed from the mixture, W can be estimated from the remaining graph. This is an avenue for future work.

References

- Aldous, D. J. (1981), ‘Representations for partially exchangeable arrays of random variables’, *Journal of Multivariate Analysis* **11**(4), 581–598.
- Barabási, A.-L. & Albert, R. (1999), ‘Emergence of scaling in random networks’, *Science* **286**(5439), 509–512.
- Beineke, L. W. & Bagga, J. S. (2021), *Line graphs and line digraphs*, Springer.
- Bollobás, B. e., Riordan, O., Spencer, J. & Tusnády, G. (2001), ‘The degree sequence of a scale-free random graph process’, *Random Structures & Algorithms* **18**(3), 279–290.
- Borgs, C., Chayes, J. T., Cohn, H. & Holden, N. (2018), ‘Sparse exchangeable graphs and their limits via graphon processes’, *Journal of Machine Learning Research* **18**(210), 1–71.
- Borgs, C., Chayes, J. T., Dhara, S. & Sen, S. (2021), ‘Limits of sparse configuration models and beyond: Graphexes and Multigraphexes’, *Annals of Probability* **49**(6), 2830–2873.
- Borgs, C., Chayes, J. T., Lovász, L., Sós, V. T. & Vesztegombi, K. (2008), ‘Convergent sequences of dense graphs i: Subgraph frequencies, metric properties and testing’, *Advances in Mathematics* **219**(6), 1801–1851.
- Caron, F., Panero, F. & Rousseau, J. (2023), ‘On sparsity, power-law, and clustering properties of graphex processes’, *Advances in Applied Probability* **55**(4), 1211–1253.
- Cheng, C. & Peng, J. (2023), ‘Equivariant neural operator learning with graphon convolution’, *Advances in Neural Information Processing Systems* **36**, 61960–61984.
- Delmas, J.-F., Dhersin, J.-S. & Sciauveau, M. (2021), ‘Asymptotic for the cumulative distribution function of the degrees and homomorphism densities for random graphs sampled from a graphon’, *Random Structures & Algorithms* **58**(1), 94–149.

- Frieze, A. & Kannan, R. (1999), ‘Quick approximation to matrices and applications’, *Combinatorica* **19**(2), 175–220.
- Gehrke, J., Ginsparg, P. & Kleinberg, J. (2003), ‘Overview of the 2003 KDD Cup’, *Acm Sigkdd Explorations Newsletter* **5**(2), 149–151.
- Janson, S. (2016), ‘Graph limits and hereditary properties’, *European Journal of Combinatorics* **52**, 321–337. Special Issue: Recent Advances in Graphs and Analysis.
- Kandanaarachchi, S. & Ong, C. S. (2024), ‘Graphons of line graphs’, *arXiv preprint arXiv:2409.01656*.
- Krzakala, F., Moore, C., Mossel, E., Neeman, J., Sly, A., Zdeborová, L. & Zhang, P. (2013), ‘Spectral redemption in clustering sparse networks’, *Proceedings of the National Academy of Sciences* **110**(52), 20935–20940.
- Leskovec, J., Kleinberg, J. & Faloutsos, C. (2005), Graphs over time: Densification laws, shrinking diameters and possible explanations, in ‘Proceedings of the eleventh ACM SIGKDD international conference on Knowledge discovery in data mining’, pp. 177–187.
- Levie, R. (2023), ‘A graphon-signal analysis of graph neural networks’, *Advances in Neural Information Processing Systems* **36**, 64482–64525.
- Schwarz, A. J., Gozzi, A. & Bifone, A. (2008), ‘Community structure and modularity in networks of correlated brain activity’, *Magnetic resonance imaging* **26**(7), 914–920.
- Sethuraman, S. & Venkataramani, S. C. (2019), ‘On the Growth of a Superlinear Preferential Attachment Scheme’, *Springer Proceedings in Mathematics and Statistics* **283**, 243–265.
- Stam, C. J. (2014), ‘Modern network science of neurological disorders’, *Nature Reviews Neuroscience* **15**(10), 683–695.
- Stuart, A. & Ord, K. (2010), *Kendall’s advanced theory of statistics, distribution theory*, John Wiley & Sons.
- Tieu, K., Fu, D., Zhu, Y., Hamann, H. & He, J. (2024), ‘Temporal graph neural tangent kernel with graphon-guaranteed’, *Advances in Neural Information Processing Systems* **37**, 94568–94606.
- Van den Heuvel, M. P. & Sporns, O. (2013), ‘Network hubs in the human brain’, *Trends in cognitive sciences* **17**(12), 683–696.
- Veitch, V. & Roy, D. M. (2015), ‘The class of random graphs arising from exchangeable random measures’, *arXiv preprint arXiv:1512.03099*.
- Viswanath, B., Mislove, A., Cha, M. & Gummadi, K. P. (2009), On the evolution of user interaction in Facebook, in ‘Proceedings of the 2nd ACM SIGCOMM Workshop on Social Networks (WOSN’09)’.
- Whitney, H. (1932), ‘Congruent graphs and the connectivity of graphs’, *American Journal of Mathematics* **1**, 150–168.

- Xu, H., Luo, D., Carin, L. & Zha, H. (2021), Learning graphons via structured gromov-wasserstein barycenters, in ‘Proceedings of the AAAI Conference on Artificial Intelligence’, Vol. 35, pp. 10505–10513.
- Zang, C., Cui, P., Faloutsos, C. & Zhu, W. (2018), ‘On power law growth of social networks’, *IEEE Transactions on Knowledge and Data Engineering* **30**(9), 1727–1740.
- Zhao, X., Liang, J. & Wang, J. (2021), ‘A community detection algorithm based on graph compression for large-scale social networks’, *Information Sciences* **551**, 358–372.

Supplement to Graphon Mixtures

A Background: Limits of sparse graphs and line graphs

First we define line graphs.

Definition A.1. (Line graph) Let G denote a graph with at least one edge. Then its **line graph** denoted by $L(G)$ is the graph whose vertices are the edges of G , with two vertices being adjacent if the corresponding edges are adjacent in G (Beineke & Bagga 2021).

The **empirical graphon** maps a graph to a function defined on a unit square.

Definition A.2. (empirical graphon) Given a graph G with n vertices labeled $\{1, \dots, n\}$, we define its **empirical graphon** $W_G : [0, 1]^2 \rightarrow [0, 1]$ as follows: We split the interval $[0, 1]$ into n equal intervals $\{J_1, J_2, \dots, J_n\}$ (first one closed, all others half open) and for $x \in J_i, y \in J_j$ define

$$W_G(x, y) = \begin{cases} 1 & \text{if } ij \in E(G) \\ 0 & \text{otherwise,} \end{cases}$$

where $E(G)$ denotes the edges of G . The empirical graphon replaces the the adjacency matrix with a unit square and the (i, j) th entry of the adjacency matrix is replaced with a square of size $(1/n) \times (1/n)$.

Graph convergence is defined using the **cut-norm** and the **cut-metric**.

Definition A.3. The **cut norm** of graphon W (Frieze & Kannan 1999, Borgs et al. 2008) is defined as

$$\|W\|_{\square} = \sup_{A, B} \left| \int_{A \times B} W(x, y) dx dy \right| ,$$

where the supremum is taken over all measurable sets A and B of $[0, 1]$.

Definition A.4. (cut metric) Given two graphons W_1 and W_2 the **cut metric** (Borgs et al. 2008) is defined as

$$\delta_{\square}(W_1, W_2) = \inf_{\varphi} \|W_1 - W_2^{\varphi}\|_{\square} ,$$

where the infimum is taken over all measure preserving bijections $\varphi : [0, 1] \rightarrow [0, 1]$.

The cut metric is a pseudo-metric because $\delta_{\square}(W_1, W_2) = 0$ does not imply $W_1 = W_2$, i.e., $\delta_{\square}(W_1, W_2) \geq 0$ for $W_1 \neq W_2$.

Next we give some definitions from Janson (2016).

Definition A.5. (Janson's mass-partition) We define a mass-partition to be a sequence $\mathbf{p} = \{p_i\}_{i=1}^{\infty}$ of non-negative real numbers such that

$$p_1 \geq p_2 \geq \dots \geq 0 \quad \text{and} \quad \sum_{i=1}^{\infty} p_i \leq 1 .$$

Let \mathcal{M} be the set of all mass-partitions.

For every mass-partition we can define a graphon as follows:

Definition A.6. Given a mass-partition \mathbf{p} (Definition A.5) we define a graphon $W_{\mathbf{p}}^{\mathcal{M}}$ by taking disjoint subsets $\{A_i\}_{i=1}^{\infty}$ of a probability space (S, μ) such that $\mu(A_i) = p_i$ and defining $W_{\mathbf{p}}^{\mathcal{M}} = \sum_{i=1}^{\infty} \mathbf{1}_{A_i \times A_i}$.

We can define a mass-partition for any graph. To do that we use component sizes.

Definition A.7. For any graph G , we denote the component sizes by $C_1(G) \geq C_2(G) \geq \dots$, ordered such that when k is larger than the number of components $C_k(G) = 0$.

Each graph G defines a mass-partition $\{C_i(G)/|G|\}_{i=1}^{\infty}$ where $|G|$ denotes the number of nodes in G .

The next theorem links mass partitions, graphons and disjoint clique graphs.

Theorem A.8. (Janson (2016) Thm 7.5) If $\{G_n\}_n$ is a sequence of disjoint clique graphs with $|G_n| \rightarrow \infty$ and W is a graphon, then $G_n \rightarrow W$ if and only if $W = W_{\mathbf{p}}^{\mathcal{M}}$ for some $\mathbf{p} \in \mathcal{M}$ and $\{(C_i(G_n)/|G_n|)_i\} \rightarrow \mathbf{p}$.

Theorem A.8 tells us that a mass-partition \mathbf{p} can be used to describe a disjoint clique graphon, i.e., there is a one-to-one correspondence between disjoint clique graphons and mass-partitions.

Theorem 2.3 and Theorem A.8 (Janson 2016) tells us that graphons of line graphs are disjoint clique graphons and as such they can be described by mass-partitions.

A.1 Square-degree property and max-degree condition

Definition A.9 (Square-degree property). Let $\{G_n\}_n$ denote a sequence of graphs. Then $\{G_n\}_n$ exhibits the square-degree property if there exists some $c_1 > 0$ and $N_0 \in \mathbb{N}$ such that for all $n \geq N_0$

$$\sum \deg v_{i,n}^2 \geq c_1 \left(\sum \deg v_{i,n} \right)^2.$$

The set of graph sequences satisfying the square-degree property is denoted by S_q .

Lemma 2.6. Let $\{G_n\}_n$ be a graph sequence with $H_m = L(G_n)$. Suppose $\{H_m\}_m$ converges to U . Then

$$\{G_n\}_n \in S_q \equiv \{G_n\}_n \in S_x.$$

Proof. See Lemmas A.10 and A.11. □

Lemma A.10. Let $\{G_n\}_n$ be a graph sequence with $H_m = L(G_n)$. Suppose $\{H_m\}_m$ converges to U . Then

$$\{G_n\}_n \in S_x \implies \{G_n\}_n \in S_q,$$

where S_x denotes the set of graph sequences satisfying the max-degree condition (Definition 2.5) and S_q denotes the set of graph sequences satisfying the square-degree property (Definition A.9).

Proof. We compute the ratio of the sum of degree squares to the number of edges squared as this quantity determines the square-degree property (Definition A.9). For $\{G_n\}_n \in S_x$

$$\frac{\sum \deg v_{i,n}^2}{m^2} \geq \frac{d_{\max,n}^2}{m^2} \geq c^2 > 0,$$

we obtain the result. □

Lemma A.11. Let $\{G_n\}_n$ be a graph sequence with $H_m = L(G_n)$. Suppose $\{H_m\}_m$ converges to U . Then

$$\{G_n\}_n \in S_q \implies \{G_n\}_n \in S_x,$$

where S_x denotes the set of graph sequences satisfying the max-degree condition (Definition 2.5) and S_q denotes the set of graph sequences satisfying the square-degree property (Definition A.9).

Proof. For $\{G_n\}_n \in S_q$ as H_m converges to U

$$\liminf_{n \rightarrow \infty} \frac{\sum \deg v_{i,n}^2}{m^2} = \lim_{n \rightarrow \infty} \frac{\sum \deg v_{i,n}^2}{m^2} = c > 0$$

Let us denote the ordered degrees by $d_{(1)}, d_{(2)}$, and so on where $d_{\max,n} = d_{(1)}$. Then for any n

$$\frac{d_{(1)}}{m} \geq \frac{d_{(2)}}{m} \geq \dots \geq \frac{d_{(n)}}{m},$$

and

$$\sum_i \deg v_{i,n}^2 = d_{(1)}^2 + d_{(2)}^2 + \dots + d_{(n)}^2.$$

Noting the series $\frac{\sum \deg v_{i,n}^2}{m^2}$ is absolutely convergent and the individual terms are positive $\left(\frac{d_{(i)}^2}{m^2} > 0\right)$ we have

$$\lim_{n \rightarrow \infty} \frac{\sum \deg v_{i,n}^2}{m^2} = \lim_{n \rightarrow \infty} \frac{d_{(1)}^2}{m^2} + \lim_{n \rightarrow \infty} \frac{d_{(2)}^2}{m^2} + \dots + \lim_{n \rightarrow \infty} \frac{d_{(n)}^2}{m^2} = c.$$

If each individual limit on the right hand side of the above equation were zero, then we would get a contradiction. As such, at least some limits need to be positive. As $d_{(1)}/m$ is the largest, there exists a constant $c_2 > 0$ such that

$$\frac{d_{(1)}^2}{m^2} = \frac{d_{\max,n}^2}{m^2} = c_2,$$

which completes the proof. \square

Lemmas A.10 and A.11 show that if we consider sparse graph sequences that have converging line graphs, then the square-degree property is equivalent to the max-degree property.

B Mixtures of sparse and dense graphs

We provide an example motivating graphon mixtures. Consider the following example: Let $\{G_n\}_n$ be a sequence of graphs such that originally $G_n \sim G(n, p)$ where $G(n, p)$ denotes a graph generated from the Erdős–Rényi model where G_n has n nodes and the edge probability is p . Then we modify each graph in the sequence such that a randomly selected node in G_n is connected to all other nodes in G_n . Figure 3 shows the empirical graphons for $n \in \{50, 100, 200, 400\}$ with $p = 0.1$ for this construction.

The empirical graphons in this example converge to $W = 0.1$ in the cut metric (Definition A.4). However if we inspect the degree distribution, we see a persistent anomalous node with high degree as shown in Figure 4.

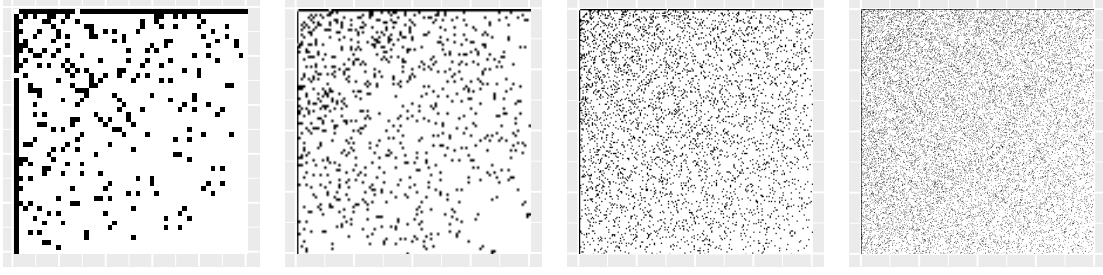


Figure 3: Empirical graphons of $G_n \sim G(n, p)$ with one node connected to all other nodes for $n \in \{50, 100, 200, 400\}$.

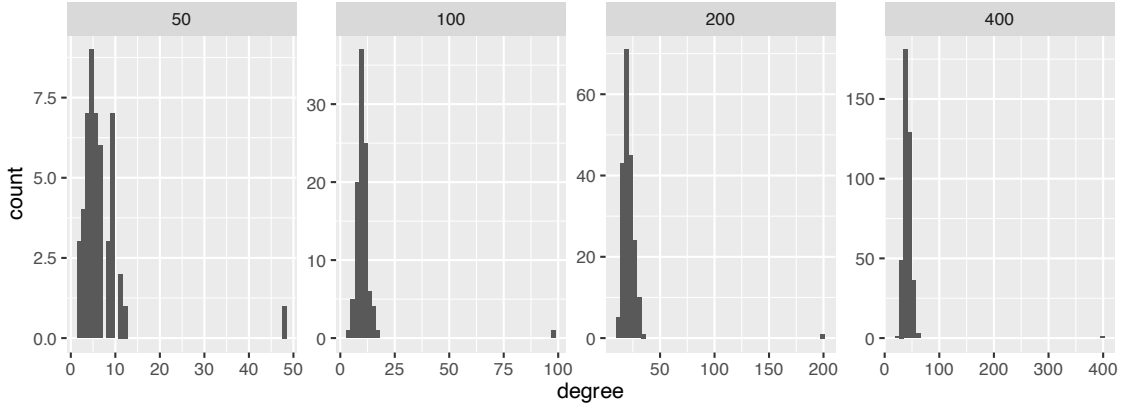


Figure 4: Degree histograms of the graphs corresponding to empirical graphons in Figure 3.

This is an example of a dense (U, W) -mixture sequence, which converges to $W = 0.1$ in the cut-metric (Definition A.4). While the mixture is dense, it has a sparse component that a single graphon W does not fully explain. That is, graphs generated from $W = 0.1$, would not have the persistent anomalous node shown in Figure 4. This shows that $W = 0.1$ does not fully capture the observed graphs.

For this example, we can identify the sparse component using equation (3). While we give another example of dense mixtures in Section B.1 we do not delve into dense mixtures in this work. Our focus is on sparse (U, W) mixtures.

B.1 A (U, W) mixture example

In this section we consider (U, W) -mixture graph sequences $\{G_{n_i}\}_i$ generated with $W = \exp(-(x+y))$ and U with mass-partition $(\frac{2}{3}, \frac{1}{3})$. The graphons U and W are shown in Figure 5. We consider graph generation for different rates of evolution of $\frac{n_{s_i}}{n_{d_i}}$.

Dense $\{G_{n_i}\}_i$, when $\frac{n_{s_i}}{n_{d_i}} \rightarrow c \in \mathbb{R}$: When $\frac{n_{s_i}}{n_{d_i}} \rightarrow c \in \mathbb{R}$ the graph sequence $\{G_{n_i}\}_i$ is dense (Lemma 3.4), i.e., the edge density of G_{n_i} does not go to zero. Figures 6 and 7 show degree distributions of two examples when $\frac{n_{s_i}}{n_{d_i}} = 1$ and $\frac{n_{s_i}}{n_{d_i}} = 3$. When the ratio $\frac{n_{s_i}}{n_{d_i}}$ converges to $c \leq 1$, depending on W and U , the largest degree may be contributed by the dense part. In Figure 6 the




Figure 5: Graphons U and W in the (U, W) mixture with $W = \exp(-(x + y))$ and U having the mass-partition $(2/3, 1/3)$. Graphon U lives in the line graph space and is used to generate sparse graphs via the inverse line graph operation. Graphon W is the limit of the dense part.

largest degree is actually produced by U , however, it is so close to the degrees generated by W that we cannot distinguish the effect of U in this example.

When the ratio $\frac{n_{s_i}}{n_{d_i}}$ converges to $c > 1$, for large enough i the sparse part contributes to highest-degree nodes, which are anomalous. In Figure 7 two anomalous nodes are contributed by U for each pair of n_{s_i} and n_{d_i} .

Sparse $\{G_{n_i}\}_i$, when $\frac{n_{s_i}}{n_{d_i}} \rightarrow \infty$: If $\{G_{n_i}\}_i$ is sparse, then n_{s_i} grows faster than n_{d_i} making $\frac{n_{s_i}}{n_{d_i}}$ go to infinity (Lemma 3.4). We used $n_{s_i} = \lceil \sqrt{5i} \times n_{d_i} \rceil$ for this experiment and Figure 8 shows the degree distributions. Two anomalous nodes contributed by U can be seen in 3 of the 4 subplots.

Different n_{s_i}/n_{d_i} ratios: Figure 9 shows the edge density along the graph sequence for six functions of n_{s_i}/n_{d_i} . The first experiment (Exp 1 in Figure 9) considers $n_{s_i}/n_{d_i} = 1$ and experiment 2 considers $n_{s_i}/n_{d_i} = 2$. For experiment 3 we consider $n_{s_i}/n_{d_i} \approx 1/\sqrt{i}$. As n_{s_i}/n_{d_i} are bounded from above for the first 3 experiments we get dense graphs. For experiment 4, we considered $n_{s_i}/n_{d_i} \approx \sqrt{i}$ making the mixture sequence sparse. For experiments 5 and 6 we considered $n_{s_i}/n_{d_i} = i$ and $n_{s_i}/n_{d_i} = i^2$ respectively. Experiments 4, 5 and 6 produced sparse sequences. For sparse sequences $\{n_{s_i}/n_{d_i}\}_i$ determines the rate at which the mixture becomes sparse.

B.2 Expectations

Lemma B.1. Let $\{G_{n_i}\}_i$ be a sequence of (U, W) -mixture graphs (Definition 3.3) with $G_{n_i} \sim \mathbb{G}(U, W, n_{d_i}, m_{s_i})$ with dense and sparse parts G_{d_i} and G_{s_i} respectively. Let n_{d_i} and n_{s_i} be the number of nodes in G_{d_i} and G_{s_i} respectively. Suppose m_{new_i} edges are added as part of the joining process. Suppose v_ℓ is originally a vertex in the dense part G_{d_i} . We denote its degree in G_{d_i} by $\deg_{G_{d_i}} v_\ell$ and its degree in G_{n_i} by $\deg_{G_{n_i}} v_\ell$. Then taking expectations over the joining process we

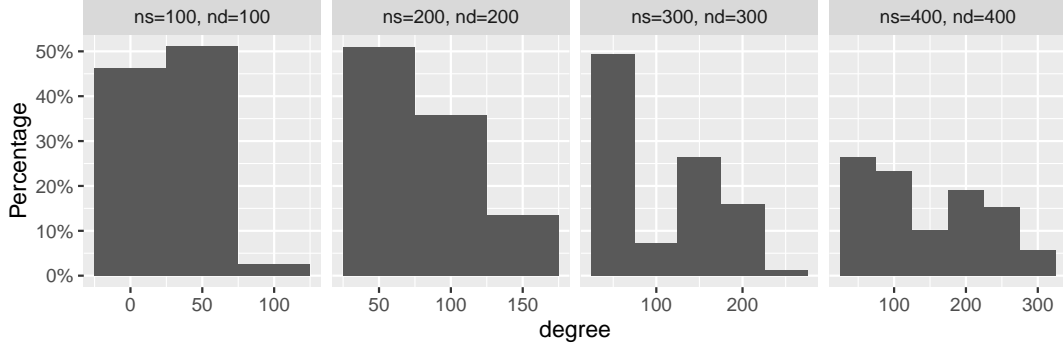


Figure 6: When $\frac{ns_i}{nd_i} = 1$

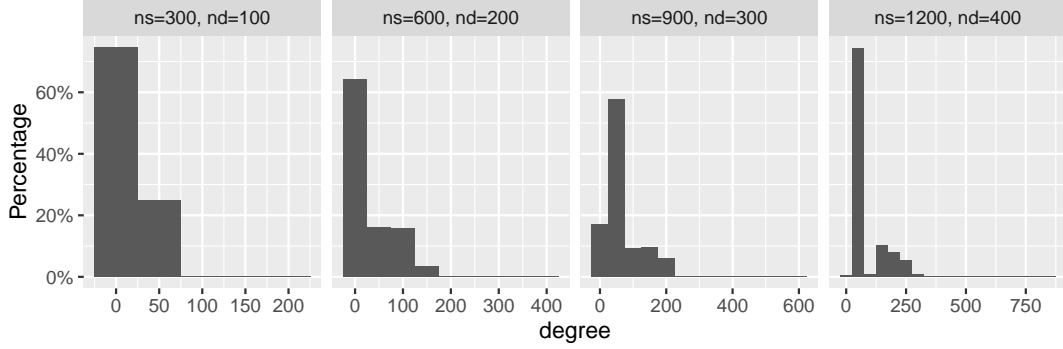


Figure 7: When $\frac{ns_i}{nd_i} = 3$

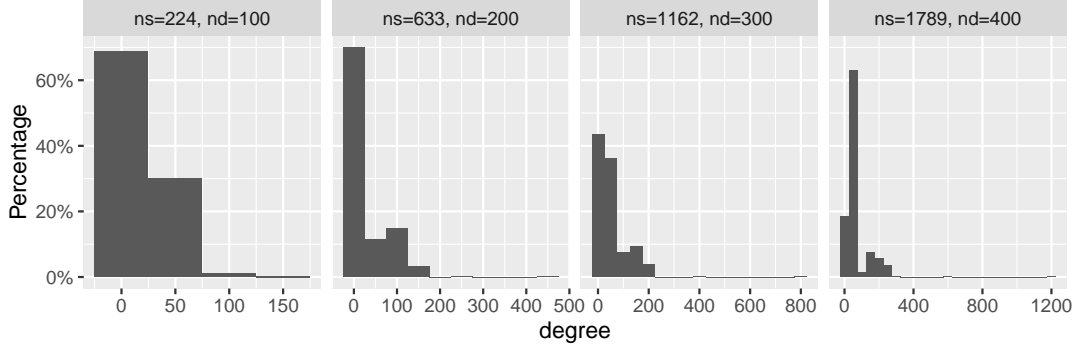


Figure 8: When $\frac{ns_i}{nd_i} \rightarrow \infty$

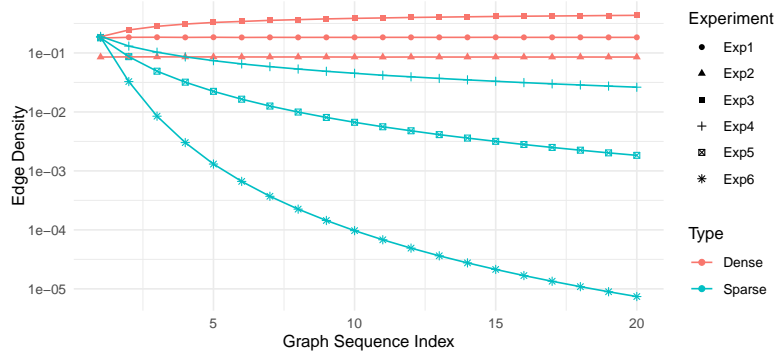


Figure 9: Sparse and dense (U, W) sequences for different functions of ns_i/nd_i .

have

$$\begin{aligned}\mathbb{E}(\deg_{G_{n_i}} v_\ell) &= \deg_{G_{d_i}} v_\ell + c_1 \frac{m_{new_i}}{n_{d_i}} \\ \text{Var}(\deg_{G_{n_i}} v_\ell) &= m_{new_i} \frac{c_1}{n_{d_i}} \left(1 - \frac{c_1}{n_{d_i}}\right),\end{aligned}$$

where $c_1 > 0$ depend on the joining process. Similarly, suppose v_j is originally a vertex in the sparse part G_{s_i} . We denote its degree in G_{s_i} by $\deg_{G_{s_i}} v_j$ and its degree in G_{n_i} by $\deg_{G_{n_i}} v_j$. Then, taking expectations over the joining process,

$$\begin{aligned}\mathbb{E}(\deg_{G_{n_i}} v_j) &= \deg_{G_{s_i}} v_j + c_2 \frac{m_{new_i}}{n_{s_i}}, \\ \text{Var}(\deg_{G_{n_i}} v_j) &= m_{new_i} \frac{c_2}{n_{s_i}} \left(1 - \frac{c_2}{n_{s_i}}\right),\end{aligned}$$

where $c_2 > 0$.

Proof. The *Random edges condition* (Definition 3.1 Condition 3) stipulates that nodes within a graph are equally likely to be selected. That is, the probability of selecting a node is inversely proportional to the number of nodes in the graph. For a new edge, the probability of selecting a node in G_{d_i} is $\frac{c_1}{n_{d_i}}$ and the probability of selecting a node in G_{s_i} is $\frac{c_2}{n_{s_i}}$. This gives rise to a binomial distribution. Thus, the expected number of new edges for node v_ℓ in G_{d_i} is $c_1 \frac{m_{new_i}}{n_{d_i}}$ and its variance is $m_{new_i} \frac{c_1}{n_{d_i}} \left(1 - \frac{c_1}{n_{d_i}}\right)$. For node v_j in G_{s_i} the expected number of new edges is $c_2 \frac{m_{new_i}}{n_{s_i}}$ and its variance is $m_{new_i} \frac{c_2}{n_{s_i}} \left(1 - \frac{c_2}{n_{s_i}}\right)$. □

Lemma B.2. Let $\{G_{n_i}\}_i$ be a sequence of (U, W) -mixture graphs (Definition 3.3) with $G_{n_i} \sim \mathbb{G}(U, W, n_{d_i}, m_{s_i})$ with sparse part G_{s_i} . Let $\mathbf{p} = (p_1, p_2, \dots)$ be the mass-partition (Definition 3.2) corresponding to U . Let $\tilde{q}_{j,i}$ be the degree of the star in G_{s_i} corresponding to $p_j \neq 0$ and let $q_{j,i}$ denote the degree of the corresponding node in G_{n_i} . Then taking expectations over graph generation and the joining process

$$\begin{aligned}\mathbb{E}(q_{j,i}) &= m_{s_i} p_j + \frac{c m_{new_i}}{n_{s_i}}, \\ \text{Var}(q_{j,i}) &= m_{s_i} p_j (1 - p_j) + m_{new_i} \frac{c}{n_{s_i}} \left(1 - \frac{c}{n_{s_i}}\right).\end{aligned}$$

Proof. The *Random edges condition* in Definition 3.1 specifies that edges are added randomly. From Lemma B.4 we know that

$$\mathbb{E}(\tilde{q}_{j,i}) = m_{s_i} p_j \quad \text{and} \quad \text{Var}(\tilde{q}_{j,i}) = m_{s_i} p_j (1 - p_j).$$

Combining with Lemma B.1 we obtain

$$\mathbb{E}(q_{j,i}) = \mathbb{E}(\tilde{q}_{j,i}) + \frac{c m_{new_i}}{n_{s_i}}$$

$$\mathbb{E}(q_{j,i}) = m_{s_i} p_j + \frac{cm_{new_i}}{n_{s_i}}.$$

Similarly the variance satisfies

$$\begin{aligned}\text{Var}(q_{j,i}) &= \text{Var}(\tilde{q}_{j,i}) + \text{Var}(\text{new edges for this vertex}), \\ \text{Var}(q_{j,i}) &= m_{s_i} p_j (1 - p_j) + m_{new_i} \frac{c}{n_{s_i}} \left(1 - \frac{c}{n_{s_i}}\right).\end{aligned}$$

□

B.3 Edge density of (U, W) -mixture graphs

Lemma 3.4. Let $\{G_{n_i}\}_i$ be a sequence of (U, W) -mixture graphs (Definition 3.3) with $G_{n_i} \sim \mathbb{G}(U, W, n_{d_i}, m_{s_i})$. Let G_{d_i} be the dense part of G_{n_i} and let G_{s_i} be the sparse part. Let n_{d_i} and n_{s_i} be the number of nodes in G_{d_i} and G_{s_i} respectively. Then

1. If there exists $c \in \mathbb{R}^+$ such that $\limsup_{i \rightarrow \infty} \frac{n_{s_i}}{n_{d_i}} = c$ then $\{G_{n_i}\}_i$ is dense.
2. If $\lim_{i \rightarrow \infty} \frac{n_{s_i}}{n_{d_i}} = \infty$, then $\{G_{n_i}\}_i$ is sparse.

Proof. Suppose G_{d_i} , G_{s_i} and G_{n_i} have n_{d_i} , n_{s_i} and n_i nodes and m_{d_i} , m_{s_i} and m_i edges respectively. Then $m_{d_i} + m_{s_i} \leq m_i$ and $n_i = n_{d_i} + n_{s_i}$.

1. Then the edge density of G_{n_i} satisfies

$$\begin{aligned}\text{density}(G_{n_i}) &\geq \frac{2(m_{d_i} + m_{s_i})}{(n_{d_i} + n_{s_i})^2}, \\ &= \frac{2(m_{d_i} + m_{s_i})}{(n_{d_i}^2 + 2n_{d_i}n_{s_i} + n_{s_i}^2)}, \\ &= 2 \frac{\frac{m_{d_i}}{n_{d_i}^2} + \frac{m_{s_i}}{n_{d_i}^2}}{1 + 2\frac{n_{s_i}}{n_{d_i}} + \frac{n_{s_i}^2}{n_{d_i}^2}}, \\ &= 2 \frac{\frac{m_{d_i}}{n_{d_i}^2} + \frac{m_{s_i}}{n_{s_i}^2} \frac{n_{s_i}}{n_{d_i}^2}}{1 + 2\frac{n_{s_i}}{n_{d_i}} + \frac{n_{s_i}^2}{n_{d_i}^2}}, \\ &\geq \frac{\rho_{d_i}}{1 + 2c + c^2},\end{aligned}$$

where ρ_{d_i} is the edge density of the dense part G_{d_i} . As G_{d_i} is sampled from W , the edge density ρ_{d_i} is bounded away from zero as i goes to infinity. This makes the edge density of G_{n_i} strictly positive as i goes to infinity, making $\{G_{n_i}\}_i$ dense.

2. Suppose $\lim_{i \rightarrow \infty} \frac{n_{s_i}}{n_{d_i}} = \infty$. Equivalently, $\lim_{i \rightarrow \infty} \frac{n_{d_i}}{n_{s_i}} = 0$. As $m_i = m_{d_i} + m_{s_i} + c'm_{d_i}$ where the new edges $m_{new_i} = c'm_{d_i}$ depend on the joining process, the edge density of G_{n_i} is given by

$$\text{density}(G_{n_i}) = \frac{2(m_{d_i} + m_{s_i} + c'm_{d_i})}{(n_{d_i} + n_{s_i})^2},$$

$$\begin{aligned}
&= \frac{2((1+c')m_{d_i} + m_{s_i})}{n_{d_i}^2 + 2n_{d_i}n_{s_i} + n_{s_i}^2}, \\
&= 2 \frac{(1+c') \frac{m_{d_i}}{n_{d_i}^2} + \frac{m_{s_i}}{n_{s_i}^2}}{\frac{n_{d_i}^2}{n_{s_i}^2} + 2 \frac{n_{d_i}}{n_{s_i}} + 1} \\
&= 2 \frac{(1+c') \frac{m_{d_i}}{n_{d_i}^2} \frac{n_{d_i}^2}{n_{s_i}^2} + \frac{m_{s_i}}{n_{s_i}^2}}{\frac{n_{d_i}^2}{n_{s_i}^2} + 2 \frac{n_{d_i}}{n_{s_i}} + 1} \\
&= 2 \frac{(1+c') \rho_{d_i} \frac{n_{d_i}^2}{n_{s_i}^2} + \frac{m_{s_i}}{n_{s_i}^2}}{\frac{n_{d_i}^2}{n_{s_i}^2} + 2 \frac{n_{d_i}}{n_{s_i}} + 1}
\end{aligned}$$

$$\lim_{i \rightarrow \infty} \text{density}(G_{n_i}) = 0,$$

as $\{G_{s_i}\}_i$ is sparse and as $\lim_{i \rightarrow \infty} \frac{n_{d_i}}{n_{s_i}} = 0$.

□

Lemma B.3. Let $\{G_{n_i}\}_i$ be a sequence of sparse (U, W) -mixture graphs (Definition 3.3) with dense and sparse parts of G_{n_i} being G_{d_i} and G_{s_i} respectively. Let $\mathbf{p} = (p_1, p_2, \dots)$ be the mass-partition (Definition 3.2) associated with U and suppose \mathbf{p} has k non-zero elements. Recall G_{s_i} is a union of disjoint stars and isolated edges. Let $\tilde{q}_{j,i}$ be the degree of the star in G_{s_i} corresponding to $p_j \neq 0$. Then, if we consider G_{n_i} to be the disjoint union of G_{d_i} and G_{s_i} the top k degrees denoted by $\deg v_{(1\dots k)}$ satisfies

$$\lim_{i \rightarrow \infty} P \left(\bigcup_{j=1}^k \tilde{q}_{j,i} \subseteq \deg v_{(1\dots k)} \right) = 1.$$

Proof. From Lemma 3.4 we know if $\{G_{n_i}\}_i$ is sparse, then $n_{s_i}/n_{d_i} \rightarrow \infty$ as i tends to infinity. Furthermore, $n_i = n_{d_i} + n_{s_i}$. In the dense part G_{d_i} , vertices have degree less than or equal to n_{d_i} .

From Lemma B.4 the degree of the star in G_{s_i} corresponding to p_j satisfies $\mathbb{E}(\tilde{q}_j) = m_{s_i}p_j$. Then using Chernoff bounds

$$P(\tilde{q}_j \leq (1-\epsilon)m_{s_i}p_j) \leq \exp\left(-\frac{m_{s_i}p_j\epsilon^2}{2}\right).$$

The sparse part G_{s_i} has n_{s_i} nodes and m_{s_i} edges and is the inverse line graph of $H_{s_i} \sim \mathbb{G}(U, m_{s_i})$. As the inverse line graph of a clique is a star and the inverse line graph of an isolated node is an isolated edge, we have $m_{s_i} \in \Theta(n_{s_i})$. This gives

$$m_{s_i}p_j \geq c_1 p_j n_{s_i} > n_{d_i}.$$

for large enough i as $n_{s_i}/n_{d_i} \rightarrow \infty$. Thus, by letting $n_{d_i} \leq (1-\epsilon)m_{s_i}p_j$ we get

$$P(\tilde{q}_j \leq n_{d_i}) \leq \exp\left(-\frac{m_{s_i}p_j}{2} \left(1 - \frac{n_{d_i}}{m_{s_i}p_j}\right)^2\right),$$

which goes to zero fast as $n_{d_i}/(m_{s_i}p_j)$ goes to zero and as m_{s_i} goes to infinity. For $j \in \{1, \dots, k\}$ if all $\tilde{q}_{j,i} > n_{d_i}$ then $\bigcup_{j=1}^k \tilde{q}_{j,i} \subseteq \deg v_{(1\dots k)}$ for large i . Then

$$\begin{aligned} P\left(\bigcup_{j=1}^k \tilde{q}_{j,i} \subseteq \deg v_{(1\dots k)}\right) &= P((\tilde{q}_{1,i} > n_{d_i}) \cap (\tilde{q}_{2,i} > n_{d_i}) \cdots (\tilde{q}_{k,i} > n_{d_i})) , \\ &\geq 1 - \sum_{j=1}^k P(\tilde{q}_{j,i} \leq n_{d_i}) , \\ &\geq 1 - \sum_{j=1}^k \exp\left(-\frac{m_{s_i}p_j}{2} \left(1 - \frac{n_{d_i}}{m_{s_i}p_j}\right)^2\right) , \end{aligned}$$

giving the result. \square

B.4 When $\sum_i p_i < 1$

If we focus on U in the (U, W) -mixture graphs, we see that $U \rightarrow H_m \rightarrow G_s = L^{-1}(H_m)$. The graphon U is used to generate a disjoint clique graph H_m , of which the inverse line graph is computed to obtain G_s , the sparse part. Suppose \mathbf{p} is the mass-partition corresponding to U . If $\sum_j p_j = 1$, then H_m consists of disjoint cliques and G_s consists of disjoint stars. If $\sum_j p_j < 1$, then H_m consists of disjoint cliques including isolated vertices, which are technically cliques of size 1. The inverse line graph of isolated vertices are isolated edges, which are technically stars of 2 vertices, $K_{1,1}$. This is illustrated in Figure 10.

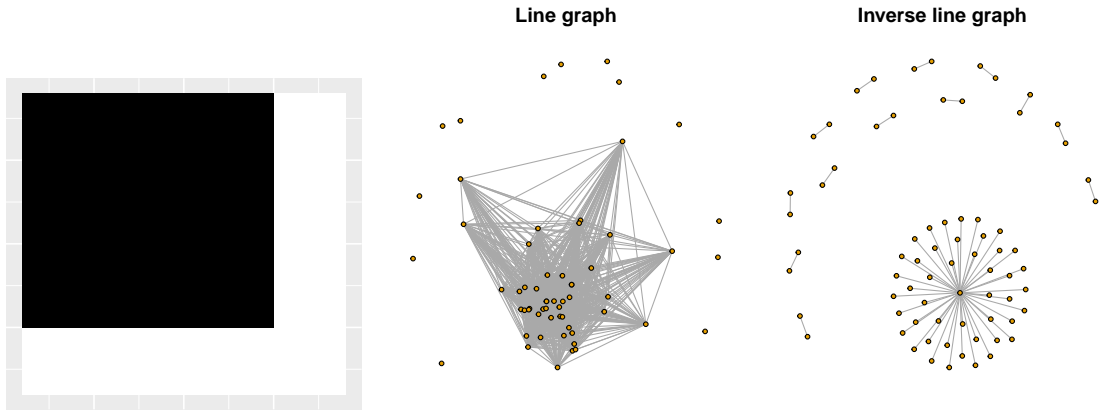


Figure 10: A disjoint clique graphon U on the left, graph $H_m \sim \mathbb{G}(U, m)$ in the middle and $G_n = L^{-1}(H_m)$ on the right. Graph H_m has a large clique and some isolated nodes. Graph G_n is the inverse line graph of H_m and has a star and isolated edges. The star is the inverse line graph of the large clique and isolated edges are the inverse of isolated vertices.

Lemma B.4. Let $\{G_{n_i}\}_i$ be a sequence of (U, W) -mixture graphs (Definition 3.3) with $G_{n_i} \sim \mathbb{G}(U, W, n_{d_i}, m_{s_i})$ with sparse part G_s . Let $\mathbf{p} = (p_1, p_2, \dots)$ be the mass-partition (Definition 3.2)

corresponding to U . Then every non-zero p_j results in a star K_{1,\tilde{q}_j} in G_s with degree of the hub-node $\tilde{q}_{j,i}$ satisfying

$$\mathbb{E}(\tilde{q}_{j,i}) = m_{s_i} p_j \quad \text{and} \quad \text{Var}(\tilde{q}_{j,i}) = m_{s_i} p_j (1 - p_j).$$

If $\sum_j p_j < 1$ then G_s has isolated edges in addition to disjoint stars. Let \tilde{I}_i denote the number of isolated edges in G_s . Then

$$\mathbb{E}(\tilde{I}_i) = m_{s_i} \left(1 - \sum_j p_j \right) \quad \text{and} \quad \text{Var}(\tilde{I}_i) = m_{s_i} \sum_j p_j \left(1 - \sum_j p_j \right).$$

Proof. For a (U, W) -mixture graph G_{n_i} , the sparse part is given by G_{s_i} . For the sparse part, we draw m_s points x_1, x_2, \dots, x_{m_s} uniformly from $[0, 1]$ (see Definition 3.3). The vertices k and ℓ are connected with probability $U(x_k, x_\ell)$. This graph is called H_s . As U is a disjoint clique graphon it can be represented by a mass-partition $\mathbf{p} = (p_1, p_2, \dots)$. Thus, H_s is a collection of disjoint cliques. As in Definition A.7 let C_j denote the component size or the number of nodes in the j th largest component. As x_1, x_2, \dots, x_{m_s} are uniformly drawn, for non-zero p_j , the component size $C_j(H_s)$ has a binomial distribution with parameters m_s and p_j . Thus for non-zero p_j

$$\mathbb{E}(C_j(H_s)) = m_{s_i} p_j,$$

and

$$\text{Var}(C_j(H_s)) = m_{s_i} p_j (1 - p_j)$$

where expectation is computed with respect to different randomizations. When we compute the inverse line graph of $L^{-1}(H_s)$, each clique corresponding to non-zero p_j is converted to a star K_{1,\tilde{q}_j} such that the degree of the hub node is equal to the number of nodes in the clique, i.e., $\tilde{q}_{j,i} = C_j(H_s)$, giving us

$$\mathbb{E}(\tilde{q}_{j,i}) = m_{s_i} p_j \quad \text{and} \quad \text{Var}(\tilde{q}_{j,i}) = m_{s_i} p_j (1 - p_j).$$

When $\sum_j p_j < 1$, this results in isolated nodes in H_s . The number of isolated nodes H_s is equal to \tilde{I}_i , the number of isolated edges in G_s as G_s is the inverse line graph of H_s . As x_1, x_2, \dots, x_{m_s} are uniformly drawn from $[0, 1]$, \tilde{I}_i has a binomial distribution with parameters m_{s_i} and $p_0 = 1 - \sum_j p_j$ making

$$\mathbb{E}(\tilde{I}_i) = m_{s_i} p_0 = m_{s_i} \left(1 - \sum_j p_j \right) \quad \text{and} \quad \text{Var}(\tilde{I}_i) = m_{s_i} p_0 (1 - p_0) = m_{s_i} \sum_j p_j \left(1 - \sum_j p_j \right).$$

□

C Predicting top- k degrees

Lemma C.1. Let $\{G_{n_i}\}_i$ be a sequence of sparse (U, W) -mixture graphs (Definition 3.3) with dense and sparse parts G_{d_i} and G_{s_i} respectively. Let $\mathbf{p} = (p_1, p_2, \dots)$ be the mass-partition (Definition 3.2) associated with U and suppose $p_j > p_k \neq 0$. Let $\tilde{q}_{j,i}$ and $\tilde{q}_{k,i}$ denote the degree of star vertices in G_{s_i} corresponding to p_j and p_k respectively. Let $q_{j,i}$ and $q_{k,i}$ denote their degrees in G_{n_i} . Then

$$P(q_{k,i} > q_{j,i}) \leq \frac{C}{m_{s_i}}$$

That is, with high probability the graph mixture does not change the order of the degree of star vertices.

Proof. Let G_{d_i} , G_{s_i} and G_{n_i} have n_i , n_{d_i} and n_{s_i} number of nodes and m_i , m_{d_i} and m_{s_i} number of edges respectively. Let m_{new_i} denote the number of edges added as part of the joining process. From Lemma B.2 we know that

$$\begin{aligned}\mathbb{E}(q_{j,i}) &= m_{s_i}p_j + \frac{cm_{new_i}}{n_{s_i}}, \\ \text{Var}(q_{j,i}) &= m_{s_i}p_j(1-p_j) + m_{new_i}\frac{c}{n_{s_i}}\left(1 - \frac{c}{n_{s_i}}\right).\end{aligned}$$

We define $X_i = q_{k,i} - q_{j,i}$, where $q_{k,i}$ and $q_{j,i}$ are the degrees of the hubs in G_{n_i} corresponding to p_k and p_j respectively. Then

$$\begin{aligned}\mathbb{E}(X_i) &= m_{s_i}(p_k - p_j), \\ \text{Var}(X_i) &= m_{s_i}(p_j(1-p_j) + p_k(1-p_k)) + 2m_{new_i}\frac{c}{n_{s_i}}\left(1 - \frac{c}{n_{s_i}}\right), \\ &= m_{s_i}(p_j(1-p_j) + p_k(1-p_k)) + 2c'm_{d_i}\frac{c}{n_{s_i}}\left(1 - \frac{c}{n_{s_i}}\right).\end{aligned}$$

As $m_{s_i} \in \Theta(n_{s_i})$, $m_{d_i} \in \Theta(n_{d_i}^2)$ and $n_{d_i}/n_{s_i} \rightarrow 0$ for sparse graphs we obtain

$$\begin{aligned}\frac{\text{Var}X_i}{\mathbb{E}(X_i)^2} &\leq \frac{C}{m_{s_i}}, \\ \text{making } \lim_{i \rightarrow \infty} \frac{\text{Var}X_i}{\mathbb{E}(X_i)^2} &= 0,\end{aligned}\tag{7}$$

As $p_j > p_k$, we have $\mathbb{E}(X_i) < 0$. Furthermore, the probability

$$\begin{aligned}P(X_i > 0) &= P(X_i - \mathbb{E}(X_i) \geq -\mathbb{E}(X_i)), \\ &= P(X_i - \mathbb{E}(X_i) \geq |\mathbb{E}(X_i)|) \quad \text{as } -\mathbb{E}(X_i) = |\mathbb{E}(X_i)|, \\ &\leq P(|X_i - \mathbb{E}(X_i)| \geq |\mathbb{E}(X_i)|), \\ &\leq \frac{\text{Var}(X_i)}{\mathbb{E}(X_i)^2}\end{aligned}$$

where we have used Chebyshev's inequality in the last step and the fact that $P(|X| \geq a) \geq P(X \geq a)$ as the set $X \geq a$ is a subset of the set $|X| \geq a$. Combining with equation (7) we get

$$P(q_{k,i} > q_{j,i}) \leq \frac{C}{m_{s_i}},$$

making

$$\lim_{i \rightarrow \infty} P(q_{k,i} > q_{j,i}) = 0.$$

□

Lemma C.2. Let $\{G_{n_i}\}_i$ be a sequence of sparse (U, W) -mixture graphs (Definition 3.3) with dense and sparse parts G_{d_i} and G_{s_i} respectively. Let $\mathbf{p} = (p_1, p_2, \dots)$ be the mass-partition (Definition 3.2) associated with U and suppose $p_k \neq 0$. Let v_ℓ be a vertex originally from the dense part G_{d_i} and let us denote the degree of v_ℓ in G_{d_i} by $\deg_{G_{d_i}} v_\ell$ and its degree in G_{n_i} by $\deg_{G_{n_i}} v_\ell$. Then

$$P\left(\deg_{G_{n_i}} v_\ell \geq (1 - \epsilon)m_{s_i}p_k\right) \leq \exp\left(-C\frac{m_{s_i}^2}{n_{d_i}^2}\right)$$

where $\epsilon > 0$ and m_{s_i} denotes the number of edges in the sparse part. That is, the probability of a node in the dense part having a larger degree than the expected degree of a star node G_{n_i} goes to zero.

Proof. Recall the joining process (Definition 3.1) does not delete or add vertices. Hence each vertex in G_{n_i} comes either from the dense part or from the sparse part. Suppose vertex v_ℓ comes from the dense part G_{d_i} . Let us denote the degree of v_ℓ in G_{d_i} by $\deg_{G_{d_i}} v_\ell$ and denote its degree in G_{n_i} by $\deg_{G_{n_i}} v_\ell$. Then from Lemma B.1 we know that

$$\mathbb{E}(\deg_{G_{n_i}} v_\ell) = \deg_{G_{d_i}} v_\ell + c\frac{m_{new_i}}{n_{d_i}} \leq \deg_{G_{d_i}} v_\ell + c'\frac{m_{d_i}}{n_{d_i}}.$$

Rewriting $\mu_{\ell,i} = \mathbb{E}(\deg_{G_{n_i}} v_\ell)$ for $\delta > 0$ we have the following Chernoff bound

$$P\left(\deg_{G_{n_i}} v_\ell \geq (1 + \delta)\mu_{\ell,i}\right) \leq \exp\left(-\frac{\mu_{\ell,i}\delta^2}{3}\right).$$

From Lemma B.4 we know $\mathbb{E}(\tilde{q}_{k,i}) = m_{s_i}p_k$ where $\tilde{q}_{k,i}$ denotes the degree of the hub vertex corresponding to p_k in G_{s_i} . Then as n_{s_i}/n_{d_i} goes to infinity for sparse graphs, for a fixed $\epsilon > 0$ we have $(1 - \epsilon)m_{s_i}p_k \gg (1 + \delta)\mu_{\ell,i}$ for increasing i . Hence, the probability of $\deg_{G_{n_i}} v_\ell \geq (1 - \epsilon)m_{s_i}p_k$ decreases for a fixed $\epsilon > 0$. Thus, for $\delta \leq (1 - \epsilon)m_{s_i}p_k/\mu_{\ell,i} - 1$ we obtain

$$P\left(\deg_{G_{n_i}} v_\ell \geq (1 - \epsilon)m_{s_i}p_k\right) \leq \exp\left(-\frac{\mu_{\ell,i}}{3}\left(\frac{(1 - \epsilon)m_{s_i}p_k}{\mu_{\ell,i}} - 1\right)^2\right)$$

As $\mu_{\ell,i} \in \mathcal{O}(n_{d_i})$, $m_{s_i} \in \times(n_{s_i})$ and n_{s_i}/n_{d_i} goes to infinity for sparse graphs the expression $\left(\frac{(1 - \epsilon)m_{s_i}p_k}{\mu_{\ell,i}} - 1\right)^2$ goes to infinity. Therefore, the probability $P\left(\deg_{G_{n_i}} v_\ell \geq (1 - \epsilon)m_{s_i}p_k\right)$ goes to zero satisfying

$$P\left(\deg_{G_{n_i}} v_\ell \geq (1 - \epsilon)m_{s_i}p_k\right) \leq \exp\left(-C\frac{m_{s_i}^2}{n_{d_i}^2}\right).$$

□

Lemma C.3. Let $\{G_{n_i}\}_i$ be a sequence of sparse (U, W) -mixture graphs (Definition 3.3) with dense and sparse parts G_{d_i} and G_{s_i} respectively. Let $\mathbf{p} = (p_1, p_2, \dots)$ be the mass-partition (Definition 3.2) associated with U . Let $\tilde{q}_{j,i}$ be the degree of the star in G_{s_i} corresponding to $p_j \neq 0$. Let $q_{j,i}$ denote the degree of the corresponding vertex in G_{n_i} . Let v_ℓ be a vertex originally from the dense

part G_{d_i} and let us denote the degree of v_ℓ in G_{d_i} by $\deg_{G_{d_i}} v_\ell$ and its degree in G_{n_i} by $\deg_{G_{n_i}} v_\ell$. Then

$$P\left(\deg_{G_{n_i}} v_\ell \geq q_{j,i}\right) \leq \exp\left(-c \frac{m_{s_i}^2}{n_{d_i}^2}\right) + \exp(-c' m_{s_i})$$

That is, the probability of a node originally in the dense part having a larger degree than that of a star node in G_{n_i} goes to zero.

Proof. Let G_{d_i} , G_{s_i} and G_{n_i} have n_i , n_{d_i} and n_{s_i} number of nodes and m_i , m_{d_i} and m_{s_i} number of edges respectively. Then for $\epsilon > 0$

$$\begin{aligned} P\left(\deg_{G_{n_i}} v_\ell \geq q_{j,i}\right) &= P\left(\deg_{G_{n_i}} v_\ell \geq q_{j,i} \mid q_{j,i} \geq (1-\epsilon)m_{s_i}p_j\right) P(q_{j,i} \geq (1-\epsilon)m_{s_i}p_j) \\ &\quad + P\left(\deg_{G_{n_i}} v_\ell \geq q_{j,i} \mid q_{j,i} \leq (1-\epsilon)m_{s_i}p_j\right) P(q_{j,i} \leq (1-\epsilon)m_{s_i}p_j) , \\ &\leq P\left(\deg_{G_{n_i}} v_\ell \geq (1-\epsilon)m_{s_i}p_j\right) P(q_{j,i} \geq (1-\epsilon)m_{s_i}p_j) \\ &\quad + P\left(\deg_{G_{n_i}} v_\ell \geq q_{j,i} \mid q_{j,i} \leq (1-\epsilon)m_{s_i}p_j\right) P(q_{j,i} \leq (1-\epsilon)m_{s_i}p_j) , \\ &\leq P\left(\deg_{G_{n_i}} v_\ell \geq (1-\epsilon)m_{s_i}p_j\right) + P(q_{j,i} \leq (1-\epsilon)m_{s_i}p_j) \end{aligned} \quad (8)$$

From Lemma C.2 we know that

$$P\left(\deg_{G_{n_i}} v_\ell \geq (1-\epsilon)m_{s_i}p_j\right) \leq \exp\left(-C \frac{m_{s_i}^2}{n_{d_i}^2}\right) .$$

From Lemma B.2 we know

$$\mathbb{E}(q_{j,i}) = m_{s_i}p_j + \frac{cm_{new_i}}{n_{s_i}} .$$

Using Chernoff bounds we get

$$P(q_{j,i} \leq (1-\epsilon)m_{s_i}p_j) \leq \exp\left(-\frac{m_{s_i}p_j\epsilon^2}{2}\right) .$$

Substituting in equation (8) we get

$$P\left(\deg_{G_{n_i}} v_\ell \geq q_{j,i}\right) \leq \exp\left(-C \frac{m_{s_i}^2}{n_{d_i}^2}\right) + \exp(-c' m_{s_i}) .$$

□

Proposition 4.1. (Order Preserving Property) Let $\{G_{n_i}\}_i$ be a sequence of sparse (U, W) -mixture graphs (Definition 3.3) with dense and sparse parts G_{d_i} and G_{s_i} respectively. Let $\mathbf{p} = (p_1, p_2, \dots)$ be the mass-partition (Definition 3.2) associated with U which has at least k partitions. Let $\tilde{q}_{j,i}$ be the degree of the star in G_{s_i} corresponding to $p_j \neq 0$. Let $q_{j,i}$ denote the degree of the corresponding vertex in G_{n_i} . Let $\deg_{G_{n_i}} v_{(r)}$ denote the r th highest degree in G_{n_i} . Then

$$P\left(\bigcap_{j=1}^k \left(q_{j,i} = \deg_{G_{n_i}} v_{(j)}\right)\right) \geq \left(1 - \frac{c_1}{m_{s_i}}\right)^k \left(1 - \exp\left(-c_2 \frac{m_{s_i}^2}{n_{d_i}^2}\right) - \exp(-c_3 m_{s_i})\right)$$

That is, with high probability the order of the stars in the sparse part are preserved by joining.

Proof. Let us explore the condition $q_{j,i} = \deg_{G_{n_i}} v_{(j)}$ for $j \in [k]$. This can only happen when $q_{1,i} > q_{2,i} > \dots > q_{k,i}$ and when all other nodes have degrees lower than $q_{k,i}$. Let us denote the maximum degree of the other nodes by $\deg_{G_{n_i}} v_u$. The probability

$$\begin{aligned} P\left(\bigcap_{j=1}^k q_{j,i} = \deg_{G_{n_i}} v_{(j)}\right) &= P(q_{1,i} > q_{2,i} > \dots > q_{k,i}) \times P(\deg_{G_{n_i}} v_u < q_{k,i}) , \\ &= \prod_{j=1}^{k-1} P(q_{j,i} > q_{j+1,i}) \times P(\deg_{G_{n_i}} v_u < q_{k,i}) . \end{aligned} \quad (9)$$

From Lemma C.1 we know that

$$P(q_{j+1,i} > q_{j,i}) \leq \frac{C}{m_{s_i}} ,$$

making

$$P(q_{j,i} > q_{j+1,i}) \geq 1 - \frac{C}{m_{s_i}} . \quad (10)$$

Let v_ℓ be a vertex originally from the dense part G_{d_i} and let us denote the degree of v_ℓ in G_{d_i} by $\deg_{G_{d_i}} v_\ell$ and its degree in G_{n_i} by $\deg_{G_{n_i}} v_\ell$. From Lemma C.3 we know that for vertices in the dense part

$$P(\deg_{G_{n_i}} v_\ell \geq q_{j,i}) \leq \exp\left(-C \frac{m_{s_i}^2}{n_{d_i}^2}\right) + \exp(-c' m_{s_i}) .$$

making

$$P(\deg_{G_{n_i}} v_\ell < q_{j,i}) \geq 1 - \exp\left(-C \frac{m_{s_i}^2}{n_{d_i}^2}\right) - \exp(-c' m_{s_i}) . \quad (11)$$

Suppose U has k partitions. Then the maximum degree of the “other” nodes is obtained by a vertex in the dense part. In addition to the vertices in the dense part, there are degree-1 vertices in the sparse part. These are the leaf or non-hub nodes in every star. Their degrees are much smaller than the rest. Thus, equation (11) holds for all “other” vertices including the vertex which has the maximum degree of these vertices. Combining equations (10) and (11) with equation (9) we obtain

$$\begin{aligned} P\left(\bigcap_{j=1}^k (q_{j,i} = \deg_{G_{n_i}} v_{(j)})\right) &\geq \left(1 - \frac{c_1}{m_{s_i}}\right)^{k-1} \left(1 - \exp\left(-c_2 \frac{m_{s_i}^2}{n_{d_i}^2}\right) - \exp(-c_3 m_{s_i})\right) , \\ &> \left(1 - \frac{c_1}{m_{s_i}}\right)^k \left(1 - \exp\left(-c_2 \frac{m_{s_i}^2}{n_{d_i}^2}\right) - \exp(-c_3 m_{s_i})\right) , \end{aligned}$$

where c_1 denotes the largest C in equation (10) for different $j \leq k-1$.

Suppose U has either infinite partitions or ℓ finite partitions with $\ell > k$. Then the probability

$$P\left(\bigcap_{j=1}^k q_{j,i} = \deg_{G_{n_i}} v_{(j)}\right) = P(q_{1,i} > q_{2,i} > \dots > q_{k,i}) \times P\left(q_{k,i} > \max_{j \in \{k+1, \dots\}} q_{j,i}\right) \times P(\deg_{G_{n_i}} v_u < q_{k,i}) ,$$

where $\max_{j \in \{k+1, \dots\}} q_{j,i}$ denotes the maximum degree of other hub nodes contributed by U . Similar to equation (10) the probability

$$P\left(q_{k,i} > \max_{j \in \{k+1, \dots\}} q_{j,i}\right) \geq 1 - \frac{C}{m_{s_i}}$$

making

$$P \left(\bigcap_{j=1}^k \left(q_{j,i} = \deg_{G_{n_i}} v_{(j)} \right) \right) \geq \left(1 - \frac{c_1}{m_{s_i}} \right)^k \left(1 - \exp \left(-c_2 \frac{m_{s_i}^2}{n_{d_i}^2} \right) - \exp(-c_3 m_{s_i}) \right).$$

□

Lemma 4.2. Suppose G_{n_i} and G_{n_j} are two graphs from a sparse (U, W) -mixture graph sequence (Definition 3.3). We treat G_{n_i} as the training graph and G_{n_j} as the test graph. Suppose G_{n_i} and G_{n_j} have n_i and n_j nodes respectively. Let $\mathbf{p} = (p_1, p_2, \dots)$ be the mass-partition (Definition 3.2) associated with U , which has at least k partitions. Let $\deg_{G_{n_i}} v_{(\ell)}$ denote the ℓ th largest degree in G_{n_i} where $\ell \leq k$. Then we estimate the ℓ th largest degree in G_{n_j} as

$$\deg_{G_{n_j}} \hat{v}_{(\ell)} = \deg_{G_{n_i}} v_{(\ell)} \times \frac{n_j}{n_i}, \quad (1)$$

which satisfies

$$\left| \frac{\deg_{G_{n_j}} \hat{v}_{(\ell)} - \mathbb{E}(q_{\ell,j})}{m_{s_j}} \right| \leq c p_\ell \left| 1 - \frac{n_j m_{s_i}}{n_i m_{s_j}} \right| \quad (2)$$

with high probability, where $q_{\ell,j}$ denotes the degree of the hub vertex corresponding to $p_\ell \neq 0$ in G_{n_j} and m_{s_i} and m_{s_j} denote the number of edges in the sparse parts G_{s_i} and G_{s_j} .

Proof. For large i and j with high probability the expression

$$\begin{aligned} \left| \frac{\deg_{G_{n_j}} \hat{v}_{(\ell)} - \mathbb{E}(q_{\ell,j})}{m_{s_j}} \right| &= \frac{1}{m_{s_j}} \left| \deg_{G_{n_i}} v_{(\ell)} \frac{n_j}{n_i} - \left(m_{s_j} p_\ell + \frac{c m_{newj}}{n_{s_j}} \right) \right|, \\ &= \frac{1}{m_{s_j}} \left| q_{\ell,i} \frac{n_j}{n_i} - \left(m_{s_j} p_\ell + \frac{c m_{newj}}{n_{s_j}} \right) \right|, \end{aligned}$$

where we have used equation (1) and Lemma B.2 for $\mathbb{E}(q_{\ell,j})$ in the first line and the Order Preserving Property to say $\deg_{G_{n_i}} v_{(\ell)} = q_{\ell,i}$ in the second line for large i . From Lemma B.2 we can see that

$$\lim_{i \rightarrow \infty} \frac{\text{Var}(q_{\ell,i})}{\mathbb{E}(q_{\ell,i})^2} = 0,$$

implying that the observed values of $q_{\ell,i}$ lie close to its expected value for increasing i . Therefore,

$$\begin{aligned} \left| \frac{\deg_{G_{n_j}} \hat{v}_{(\ell)} - \mathbb{E}(q_{\ell,j})}{m_{s_j}} \right| &\approx \frac{1}{m_{s_j}} \left| \left(m_{s_i} p_\ell + \frac{c m_{newi}}{n_{s_i}} \right) \frac{n_j}{n_i} - \left(m_{s_j} p_\ell + \frac{c m_{newj}}{n_{s_j}} \right) \right|, \\ &= \frac{n_j}{m_{s_j}} \left| \left(\frac{m_{s_i} p_\ell}{n_i} + \frac{c m_{newi}}{n_{s_i} n_i} \right) - \left(\frac{m_{s_j} p_\ell}{n_j} + \frac{c m_{newj}}{n_{s_j} n_j} \right) \right|, \\ &\leq c_1 \frac{n_j}{m_{s_j}} \left| \frac{m_{s_i} p_\ell}{n_i} - \frac{m_{s_j} p_\ell}{n_j} \right|, \end{aligned}$$

$$\begin{aligned}
&= c_1 \frac{n_j p_\ell}{m_{s_j}} \left| \frac{m_{s_i}}{n_i} - \frac{m_{s_j}}{n_j} \right|, \\
&= c_1 p_\ell \left| 1 - \frac{n_j m_{s_i}}{n_i m_{s_j}} \right|.
\end{aligned} \tag{12}$$

where we have used $\frac{cm_{new_i}}{n_{s_i} n_i}$ goes to zero. This is because $m_{new_i} \in \Theta(n_{d_i}^2)$ as a result of the joining process (Definition 3.1) and n_{s_i}/n_i goes to 1 as n_{d_i}/n_{s_i} goes to zero for sparse graphs.

The number of nodes and edges in the sparse part are linked by

$$m_{s_i} + k_i = n_{s_i}$$

where k_i denotes the number of stars in the sparse part G_{s_i} and n_{s_i} denote the number of nodes. If U has finite partitions, then k_i is bounded for all large i . However, if U has infinite partitions then the number of stars observed k_i will increase with increasing i . Nevertheless, k_i/n_{s_i} goes to zero. This is because the number of nodes in a collection of stars grows much faster than the number of stars when we uniformly sample from the disjoint clique graphon U . Thus we have

$$\lim_{i \rightarrow \infty} \frac{m_{s_i}}{n_{s_i}} = 1. \tag{13}$$

Let n_{d_i} denote the number of nodes in the dense part. Then

$$\begin{aligned}
n_{s_i} + n_{d_i} &= n_i, \\
\frac{n_{s_i}}{n_i} + \frac{n_{d_i}}{n_i} &= 1.
\end{aligned}$$

As n_{s_i}/n_{d_i} goes to infinity for sparse graphs we have n_{d_i}/n_i going to zero making n_{s_i}/n_i tending to one. Combining with (13) we get

$$\lim_{i \rightarrow \infty} \frac{m_{s_i}}{n_i} = 1.$$

Substituting this in equation (12), we get

$$\lim_{i,j \rightarrow \infty} \frac{|\deg_{G_{n_j}} \hat{v}_{(\ell)} - \mathbb{E}(q_{\ell,j})|}{m_{s_j}} = 0.$$

□

D Estimating U for finite partitions

Using the Taylor series expansion, we derive the second order approximation of the expectation of a ratio of random variables and the first order approximation for the variance.

Lemma D.1. (Stuart & Ord (2010)) Let X and Y be two random variables where Y has no mass at zero. Then the second order Taylor series approximation of $\mathbb{E}(X/Y)$ is given by

$$\mathbb{E}\left(\frac{X}{Y}\right) = \frac{\mathbb{E}(X)}{\mathbb{E}(Y)} - \frac{\text{Cov}(X, Y)}{\mathbb{E}(Y)^2} + \frac{\mathbb{E}(X)\text{Var}(Y)}{\mathbb{E}(Y)^3},$$

and the first order Taylor approximation of $\text{Var}(X/Y)$ is given by

$$\text{Var}\left(\frac{X}{Y}\right) = \frac{\mathbb{E}(X)^2}{\mathbb{E}(Y)^2} \left(\frac{\text{Var}(X)}{\mathbb{E}(X)^2} - 2 \frac{\text{Cov}(X, Y)}{\mathbb{E}(X)\mathbb{E}(Y)} + \frac{\text{Var}(Y)}{\mathbb{E}(Y)^2} \right).$$

Proof. For any $f(x, y)$, the second order Taylor expansion about $\mathbf{a} = (a_x, a_y)$ is given by

$$\begin{aligned} f(x, y) &= f(\mathbf{a}) + f'_x(\mathbf{a})(x - a_x) + f'_y(\mathbf{a})(y - a_y) \\ &\quad + \frac{1}{2}f''_{xx}(\mathbf{a})(x - a_x)^2 + f''_{xy}(\mathbf{a})(x - a_x)(y - a_y) + \frac{1}{2}f''_{yy}(\mathbf{a})(y - a_y)^2 + R, \end{aligned}$$

Let $\mathbb{E}(X) = \mu_x$, $\mathbb{E}(Y) = \mu_y$, $f(X, Y) = X/Y$ and $\mathbf{a} = (\mu_x, \mu_y)$. Then the expectation of the second order approximation is given by

$$\begin{aligned} \mathbb{E}(f(X, Y)) &= \mathbb{E}\left(f(\mathbf{a}) + f'_x(\mathbf{a})(X - a_x) + f'_y(\mathbf{a})(Y - a_y)\right), \\ &\quad + \mathbb{E}\left(\frac{1}{2}f''_{xx}(\mathbf{a})(X - a_x)^2 + f''_{xy}(\mathbf{a})(X - a_x)(Y - a_y) + \frac{1}{2}f''_{yy}(\mathbf{a})(Y - a_y)^2\right), \\ &= f(\mathbf{a}) + f'_x(\mathbf{a})\mathbb{E}(X - \mu_x) + f'_y(\mathbf{a})\mathbb{E}(Y - \mu_y) \\ &\quad + \frac{1}{2}f''_{xx}(\mathbf{a})\text{Var}(X) + f''_{xy}(\mathbf{a})\text{Cov}(X, Y) + \frac{1}{2}f''_{yy}(\mathbf{a})\text{Var}(Y), \\ &= f(\mathbf{a}) + \frac{1}{2}f''_{xx}(\mathbf{a})\text{Var}(X) + f''_{xy}(\mathbf{a})\text{Cov}(X, Y) + \frac{1}{2}f''_{yy}(\mathbf{a})\text{Var}(Y) \end{aligned} \quad (14)$$

as $\mathbb{E}(X - \mu_x) = \mathbb{E}(Y - \mu_y) = 0$. As $f''_{xx} = 0$, $f''_{xy} = -\frac{1}{y^2}$ and $f''_{yy} = \frac{2x}{y^3}$ we obtain

$$\mathbb{E}\left(\frac{X}{Y}\right) = \frac{\mathbb{E}(X)}{\mathbb{E}(Y)} - \frac{\text{Cov}(X, Y)}{\mathbb{E}(Y)^2} + \frac{\mathbb{E}(X)\text{Var}(Y)}{\mathbb{E}(Y)^3}.$$

The variance is defined as

$$\text{Var}(f(X, Y)) = \mathbb{E}\left([f(X, Y) - \mathbb{E}(f(X, Y))]^2\right)$$

From equation (14) we let

$$\mathbb{E}(f(X, Y)) \approx f(\mathbf{a})$$

and get

$$\text{Var}(f(X, Y)) \approx \mathbb{E}\left([f(X, Y) - f(\mathbf{a})]^2\right).$$

Then we use the first order Taylor expansion for $f(X, Y)$ around \mathbf{a} inside the expectation term

$$\begin{aligned} \text{Var}(f(X, Y)) &\approx \mathbb{E}\left([f(\mathbf{a}) + f'_x(\mathbf{a})(x - a_x) + f'_y(\mathbf{a})(y - a_y) - f(\mathbf{a})]^2\right), \\ &= \mathbb{E}\left([f'_x(\mathbf{a})(X - a_x) + f'_y(\mathbf{a})(Y - a_y)]^2\right), \\ &= \mathbb{E}\left(f'^2_x(\mathbf{a})(X - a_x)^2 + 2f'_x(\mathbf{a})(X - a_x)f'_y(\mathbf{a})(Y - a_y) + f'^2_y(\mathbf{a})(Y - a_y)^2\right), \\ &= f'^2_x(\mathbf{a})\text{Var}(X) + 2f'_x(\mathbf{a})f'_y(\mathbf{a})\text{Cov}(X, Y) + f'^2_y(\mathbf{a})\text{Var}(Y). \end{aligned}$$

For $f(X, Y) = X/Y$ we have $f'(X) = 1/Y$, $f'(Y) = -X/Y^2$, $f''_x(\mathbf{a}) = 1/\mu_y^2$, $f''_y(\mathbf{a}) = \frac{\mu_x^2}{\mu_y^4}$ and $f'_x(\mathbf{a})f'_y(\mathbf{a}) = -\frac{\mu_x}{\mu_y^3}$. Substituting these we obtain

$$\begin{aligned}\text{Var}(f(X, Y)) &\approx \frac{1}{\mu_y^2} \text{Var}(X) - 2 \frac{\mu_x}{\mu_y^3} \text{Cov}(X, Y) + \frac{\mu_x^2}{\mu_y^4} \text{Var}(Y), \\ &= \frac{\mu_x^2}{\mu_y^2} \left(\frac{\text{Var}(X)}{\mu_x^2} - 2 \frac{\text{Cov}(X, Y)}{\mu_x \mu_y} + \frac{\text{Var}(Y)}{\mu_y^2} \right), \\ &= \frac{\mathbb{E}(X)^2}{\mathbb{E}(Y)^2} \left(\frac{\text{Var}(X)}{\mathbb{E}(X)^2} - 2 \frac{\text{Cov}(X, Y)}{\mathbb{E}(X)\mathbb{E}(Y)} + \frac{\text{Var}(Y)}{\mathbb{E}(Y)^2} \right).\end{aligned}$$

□

D.1 Estimating p_j

Proposition 5.4. Let $\{G_{n_i}\}_i$ be a sequence of sparse (U, W) -mixture graphs (Definition 3.3) with dense and sparse parts G_{d_i} and G_{s_i} respectively. Let $\mathbf{p} = (p_1, p_2, \dots)$ be the mass-partition (Definition 3.2) associated with U with only k partitions. Let $q_{j,i}$ denote the degree of the hub vertex corresponding to $p_j \neq 0$ in G_{n_i} . Then using the second order approximation of the Taylor expansion for the expectation and the first order approximation for the variance, and for some constants c_1 and c_2 we have

$$\left| \mathbb{E} \left(\frac{q_{j,i}}{\sum_{\ell=1}^k q_{\ell,i}} \right) - p_j \right| \leq \frac{c_1}{m_{s_i}} \quad \text{and} \quad \text{Var} \left(\frac{q_{j,i}}{\sum_{\ell=1}^k q_{\ell,i}} \right) \leq \frac{c_2}{m_{s_i}}.$$

Proof. As $\tilde{q}_{j,i}$ is the degree of the star in G_{s_i} corresponding to $p_j \neq 0$ and as $q_{j,i}$ denotes the degree of the corresponding vertex in G_{n_i} we have

$$q_{j,i} = \tilde{q}_{j,i} + m_{j,new_i}$$

where m_{j,new_i} denotes the number of edges added to that vertex as part of the joining process. Then

$$\sum_{\ell=1}^k q_{\ell,i} = \sum_{\ell=1}^k (\tilde{q}_{\ell,i} + m_{\ell,new_i}) = m_{s_i} + \sum_{\ell=1}^k m_{\ell,new_i},$$

as the sum of the edges in the k stars equal m_{s_i} . This is because of two reasons: First we consider a mass-partition \mathbf{p} with k non-zero entries with $\sum_{\ell=1}^k p_{\ell} = 1$. That is G_{s_i} has only k stars. The second reason comes from the construction of (U, W) -mixture graphs (Definition 3.3). Recall we sample m_{s_i} nodes from U and construct a graph, which is a disjoint clique graph. Then we find its inverse line graph, which we call G_{s_i} . Consequently G_{s_i} has m_{s_i} edges, which are spread across k stars.

The number of edges m_{s_i} , m_{new_i} and the number of nodes n_{s_i} are not random variables. They are parameters of the (U, W) -mixture graph process. The degree of each node is a random variable as sampling from the graphons are involved in determining the degree. Let $X_i = q_{j,i}$ and $Y_i = \sum_{\ell=1}^k q_{\ell,i}$.

Then from Lemma B.2

$$\begin{aligned}
\mathbb{E}(X_i) &= m_{s_i} p_j + \frac{cm_{new_i}}{n_{s_i}}, \\
\mathbb{E}(Y_i) &= m_{s_i} + \frac{kcm_{new_i}}{n_{s_i}}, \\
\text{Var}(X_i) &= m_{s_i} p_j (1 - p_j) + m_{new_i} \frac{c}{n_{s_i}} \left(1 - \frac{c}{n_{s_i}}\right), \\
\text{Var}(Y_i) &= \text{Var} \left(\sum_{\ell=1}^k m_{j, new_i} \right), \\
&= \sum_{\ell=1}^k \text{Var}(m_{j, new_i}), \\
&= km_{new_i} \frac{c}{n_{s_i}} \left(1 - \frac{c}{n_{s_i}}\right).
\end{aligned}$$

The covariance

$$\begin{aligned}
\text{Cov}(X_i, Y_i) &= \text{Cov} \left(q_{j,i}, \sum_{\ell=1}^k q_{\ell,i} \right), \\
&= \text{Cov} \left(q_{j,i}, q_{j,i} + \sum_{\substack{\ell=1 \\ \ell \neq j}}^k q_{\ell,i} \right), \\
&= \text{Var}(q_{j,i}), \\
&= m_{s_i} p_j (1 - p_j) + m_{new_i} \frac{c}{n_{s_i}} \left(1 - \frac{c}{n_{s_i}}\right).
\end{aligned}$$

From Lemma D.1 using the second order Taylor series approximation we have

$$\mathbb{E} \left(\frac{X_i}{Y_i} \right) = \frac{\mathbb{E}(X_i)}{\mathbb{E}(Y_i)} - \frac{\text{Cov}(X_i, Y_i)}{\mathbb{E}(Y_i)^2} + \frac{\mathbb{E}(X_i) \text{Var}(Y_i)}{\mathbb{E}(Y_i)^3}. \quad (15)$$

We compute each term separately and let i go to infinity. The first term

$$\begin{aligned}
\frac{\mathbb{E}(X_i)}{\mathbb{E}(Y_i)} &= \frac{m_{s_i} p_j + \frac{cm_{new_i}}{n_{s_i}}}{m_{s_i} + \frac{kcm_{new_i}}{n_{s_i}}}, \\
&= \frac{p_j + \frac{cm_{new_i}}{n_{s_i} m_{s_i}}}{1 + \frac{kcm_{new_i}}{n_{s_i} m_{s_i}}}, \\
\lim_{i \rightarrow \infty} \frac{\mathbb{E}(X_i)}{\mathbb{E}(Y_i)} &= p_j, \quad (16)
\end{aligned}$$

as $m_{new_i} \in \mathcal{O}(n_{d_i}^2)$, $m_{s_i} \in \Theta(n_{s_i})$ and $n_{d_i} \in o(n_{s_i})$ the ratio $m_{new_i}/(n_{s_i}m_{s_i}) \rightarrow 0$. The second term

$$\begin{aligned}
\frac{\text{Cov}(X_i, Y_i)}{\mathbb{E}(Y_i)^2} &= \frac{m_{s_i}p_j(1-p_j) + m_{new_i}\frac{c}{n_{s_i}}\left(1 - \frac{c}{n_{s_i}}\right)}{\left(m_{s_i} + \frac{km_{new_i}}{n_{s_i}}\right)^2}, \\
&= \frac{m_{s_i}p_j(1-p_j) + m_{new_i}\frac{c}{n_{s_i}}\left(1 - \frac{c}{n_{s_i}}\right)}{m_{s_i}^2 + 2m_{s_i}\frac{km_{new_i}}{n_{s_i}} + \left(\frac{km_{new_i}}{n_{s_i}}\right)^2}, \\
&= \frac{\frac{1}{m_{s_i}}p_j(1-p_j) + \frac{m_{new_i}}{m_{s_i}^2}\frac{c}{n_{s_i}}\left(1 - \frac{c}{n_{s_i}}\right)}{1 + 2\frac{km_{new_i}}{m_{s_i}n_{s_i}} + \left(\frac{km_{new_i}}{n_{s_i}m_{s_i}}\right)^2}, \\
\lim_{i \rightarrow \infty} \frac{\text{Cov}(X_i, Y_i)}{\mathbb{E}(Y_i)^2} &= 0,
\end{aligned} \tag{17}$$

as both $m_{new_i}/(n_{s_i}m_{s_i}) \rightarrow 0$ and $m_{new_i}/m_{s_i}^2 \rightarrow 0$.

The third term

$$\begin{aligned}
\frac{\mathbb{E}(X_i)\text{Var}(Y_i)}{\mathbb{E}(Y_i)^3} &= \frac{\left(m_{s_i}p_j + \frac{cm_{new_i}}{n_{s_i}}\right)\left(km_{new_i}\frac{c}{n_{s_i}}\left(1 - \frac{c}{n_{s_i}}\right)\right)}{\left(m_{s_i} + \frac{km_{new_i}}{n_{s_i}}\right)^3}, \\
&= \frac{\left(\frac{p_j}{m_{s_i}} + \frac{cm_{new_i}}{n_{s_i}m_{s_i}}\right)\left(k\frac{m_{new_i}}{m_{s_i}^2}\frac{c}{n_{s_i}}\left(1 - \frac{c}{n_{s_i}}\right)\right)}{\left(1 + \frac{km_{new_i}}{n_{s_i}m_{s_i}}\right)^3}, \\
\lim_{i \rightarrow \infty} \frac{\mathbb{E}(X_i)\text{Var}(Y_i)}{\mathbb{E}(Y_i)^3} &= 0,
\end{aligned} \tag{18}$$

as $p_j \leq 1$, p_j/m_{s_i} goes to zero in addition to the terms $m_{new_i}/(n_{s_i}m_{s_i})$ and $m_{new_i}/m_{s_i}^2$. Therefore, using the second order Taylor series approximation in equation (25) and equations (16), (17) and (18) we obtain

$$\lim_{i \rightarrow \infty} \mathbb{E}\left(\frac{X}{Y}\right) = \lim_{i \rightarrow \infty} \mathbb{E}\left(\frac{q_{j,i}}{\sum_{\ell=1}^k q_{\ell,i}}\right) = p_j.$$

Furthermore from the above computations we have

$$\frac{\text{Cov}(X_i, Y_i)}{\mathbb{E}(Y_i)^2} \leq \frac{c}{m_{s_i}},$$

and

$$\frac{\mathbb{E}(X_i)\text{Var}(Y_i)}{\mathbb{E}(Y_i)^3} \leq \frac{c}{m_{s_i}^2},$$

where each c denotes a different constant. Thus we have

$$\left| \mathbb{E}\left(\frac{q_{j,i}}{\sum_{\ell=1}^k q_{\ell,i}}\right) - p_j \right| \leq \frac{c}{m_{s_i}}.$$

From Lemma D.1 we know

$$\text{Var} \left(\frac{X}{Y} \right) = \frac{\mathbb{E}(X)^2}{\mathbb{E}(Y)^2} \left(\frac{\text{Var}(X)}{\mathbb{E}(X)^2} - 2 \frac{\text{Cov}(X, Y)}{\mathbb{E}(X)\mathbb{E}(Y)} + \frac{\text{Var}(Y)}{\mathbb{E}(Y)^2} \right).$$

We consider the three terms inside the paranthesis separately. The first term

$$\begin{aligned} \frac{\text{Var}(X_i)}{\mathbb{E}(X_i)^2} &= \frac{m_{s_i} p_j (1 - p_j) + m_{\text{new}_i} \frac{c}{n_{s_i}} \left(1 - \frac{c}{n_{s_i}} \right)}{\left(m_{s_i} p_j + \frac{c m_{\text{new}_i}}{n_{s_i}} \right)^2}, \\ &= \frac{\frac{1}{m_{s_i}} p_j (1 - p_j) + \frac{m_{\text{new}_i}}{m_{s_i}^2} \frac{c}{n_{s_i}} \left(1 - \frac{c}{n_{s_i}} \right)}{\left(p_j + \frac{c m_{\text{new}_i}}{n_{s_i} m_{s_i}} \right)^2}, \\ \lim_{i \rightarrow \infty} \frac{\text{Var}(X_i)}{\mathbb{E}(X_i)^2} &= \lim_{i \rightarrow \infty} \frac{\frac{1}{m_{s_i}} p_j (1 - p_j) + \frac{m_{\text{new}_i}}{m_{s_i}^2} \frac{c}{n_{s_i}} \left(1 - \frac{c}{n_{s_i}} \right)}{\left(p_j + \frac{c m_{\text{new}_i}}{n_{s_i} m_{s_i}} \right)^2}, \\ \lim_{i \rightarrow \infty} \frac{\text{Var}(X_i)}{\mathbb{E}(X_i)^2} &= 0. \end{aligned}$$

The second term

$$\begin{aligned} \frac{\text{Cov}(X_i, Y_i)}{\mathbb{E}(X_i)\mathbb{E}(Y_i)} &= \frac{m_{s_i} p_j (1 - p_j) + m_{\text{new}_i} \frac{c}{n_{s_i}} \left(1 - \frac{c}{n_{s_i}} \right)}{\left(m_{s_i} p_j + \frac{c m_{\text{new}_i}}{n_{s_i}} \right) \left(m_{s_i} + \frac{k c m_{\text{new}_i}}{n_{s_i}} \right)}, \\ &= \frac{\frac{1}{m_{s_i}} p_j (1 - p_j) + \frac{m_{\text{new}_i}}{m_{s_i}^2} \frac{c}{n_{s_i}} \left(1 - \frac{c}{n_{s_i}} \right)}{\left(p_j + \frac{c m_{\text{new}_i}}{n_{s_i} m_{s_i}} \right) \left(1 + \frac{k c m_{\text{new}_i}}{n_{s_i} m_{s_i}} \right)}, \\ \lim_{i \rightarrow \infty} \frac{\text{Cov}(X_i, Y_i)}{\mathbb{E}(X_i)\mathbb{E}(Y_i)} &= 0. \end{aligned}$$

The term term is similar to the first term. Combining these three terms we get using the first order approximation

$$\lim_{i \rightarrow \infty} \text{Var} \left(\frac{X}{Y} \right) = 0.$$

Similar to the computation of the expectation we get

$$\text{Var} \left(\frac{X}{Y} \right) \leq \frac{c}{m_{s_i}}.$$

□

D.2 Estimating k

Proposition D.2. Let $\{G_{n_i}\}_i$ be a sequence of sparse (U, W) -mixture graphs (Definition 3.3) with dense and sparse parts G_{d_i} and G_{s_i} respectively. Let $\mathbf{p} = (p_1, p_2, \dots)$ be the mass-partition (Definition 3.2) associated with U with k finite partitions. Let $\tilde{q}_{j,i}$ be the degree of the star in G_{s_i} corresponding to $p_j \neq 0$. Let $q_{j,i}$ denote the degree of the corresponding vertex in G_{n_i} . Let $\deg v_{(\ell)}$

denote the ℓ th largest degree in G_{n_i} . Suppose $\deg v_{(\ell)} = q_{\ell,i}$ for $\ell \in \{1, \dots, k\}$ and let $\alpha \geq 0$ be a constant. Then for any $\ell \in \{1, \dots, (k-1)\}$

$$P((1+\alpha)q_{\ell,i}n_{d_i} > q_{k,i}q_{\ell+1,i}) \leq \frac{c}{m_{s_i}}$$

where n_{d_i} denotes the number of nodes in the dense part. Consequently, with high probability

$$\log q_{k,i} - \log(1+\alpha)n_{d_i} \geq \log q_{\ell,i} - \log q_{\ell+1,i}.$$

That is, in the log scale the difference between successive top k degrees is largest at k , where we have considered the highest degree in the dense part to be n_{d_i} .

Proof. Let $X_i = (1+\alpha)q_{\ell,i}n_{d_i} - q_{k,i}q_{\ell+1,i}$. We show that $P(X_i > 0)$ goes to zero. From Lemma B.2 we know

$$\begin{aligned} \mathbb{E}(q_{\ell,i}) &= m_{s_i}p_\ell + \frac{cm_{new_i}}{n_{s_i}} = m_{s_i}p_\ell + c_{e_i}, \\ \text{Var}(q_{\ell,i}) &= m_{s_i}p_\ell(1-p_\ell) + m_{new_i}\frac{c}{n_{s_i}}\left(1 - \frac{c}{n_{s_i}}\right) \\ &= m_{s_i}p_\ell(1-p_\ell) + c_{v_i}, \end{aligned}$$

where $c_{e_i} = \frac{cm_{new_i}}{n_{s_i}}$ and $c_{v_i} = m_{new_i}\frac{c}{n_{s_i}}\left(1 - \frac{c}{n_{s_i}}\right)$. Note that $\frac{c_{e_i}}{m_{s_i}}$ and $\frac{c_{v_i}}{m_{s_i}}$ goes to zero as $m_{new_i} \in \mathcal{O}(n_{d_i}^2)$ and as n_{d_i}/n_{s_i} goes to zero. Given m_{s_i} , the random variables $q_{k,i}$ and $q_{\ell,i}$ are independent for $k \neq \ell$. Hence

$$\begin{aligned} \mathbb{E}(X_i) &= \mathbb{E}((1+\alpha)q_{\ell,i}n_{d_i} - q_{k,i}q_{\ell+1,i}), \\ &= (1+\alpha)n_{d_i}\mathbb{E}(q_{\ell,i}) - \mathbb{E}(q_{k,i})\mathbb{E}(q_{\ell+1,i}), \\ &= (1+\alpha)n_{d_i}(m_{s_i}p_\ell + c_{e_i}) - (m_{s_i}p_k + c_{e_i})(m_{s_i}p_{\ell+1} + c_{e_i}), \\ \frac{\mathbb{E}(X_i)}{m_{s_i}^2} &= \frac{(1+\alpha)n_{d_i}}{m_{s_i}}\left(p_\ell + \frac{c_{e_i}}{m_{s_i}}\right) - \left(p_k + \frac{c_{e_i}}{m_{s_i}}\right)\left(p_{\ell+1} + \frac{c_{e_i}}{m_{s_i}}\right), \\ \lim_{i \rightarrow \infty} \frac{\mathbb{E}(X_i)}{m_{s_i}^2} &= -p_k p_{\ell+1}, \end{aligned} \tag{19}$$

as n_{d_i}/m_{s_i} goes to zero because n_{d_i}/n_{s_i} goes to zero and $m_{s_i} \in \Theta(m_{s_i})$. The variance of the product of two independent random variables A and B is given by

$$\text{Var}(AB) = \text{Var}(A)\text{Var}(B) + \mathbb{E}(A)^2\text{Var}(B) + \mathbb{E}(B)^2\text{Var}(A).$$

Using the product formula we get

$$\begin{aligned} \text{Var}(q_{k,i}q_{\ell+1,i}) &= \text{Var}(q_{k,i})\text{Var}(q_{\ell+1,i}) + \mathbb{E}(q_{k,i})^2\text{Var}(q_{\ell+1,i}) + \mathbb{E}(q_{\ell+1,i})^2\text{Var}(q_{k,i}), \\ &= (m_{s_i}p_k(1-p_k) + c_{v_i})(m_{s_i}p_{\ell+1}(1-p_{\ell+1}) + c_{v_i}), \\ &\quad + (m_{s_i}p_k + c_{e_i})^2(m_{s_i}p_{\ell+1}(1-p_{\ell+1}) + c_{v_i}), \\ &\quad + (m_{s_i}p_{\ell+1} + c_{e_i})^2(m_{s_i}p_k(1-p_k) + c_{v_i}), \end{aligned}$$

$$\begin{aligned}
\frac{\text{Var}(q_{k,i}q_{\ell+1,i})}{m_{s_i}^3} &= \frac{1}{m_{s_i}} \left(p_k(1-p_k) + \frac{c_{v_i}}{m_{s_i}} \right) \left(p_{\ell+1}(1-p_{\ell+1}) + \frac{c_{v_i}}{m_{s_i}} \right), \\
&+ \left(p_k + \frac{c_{e_i}}{m_{s_i}} \right)^2 \left(p_{\ell+1}(1-p_{\ell+1}) + \frac{c_{v_i}}{m_{s_i}} \right), \\
&+ \left(p_{\ell+1} + \frac{c_{e_i}}{m_{s_i}} \right)^2 \left(p_k(1-p_k) + \frac{c_{v_i}}{m_{s_i}} \right), \\
\lim_{i \rightarrow \infty} \frac{\text{Var}(q_{k,i}q_{\ell+1,i})}{m_{s_i}^3} &= p_k^2 p_{\ell+1}(1-p_{\ell+1}) + p_{\ell+1}^2 p_k(1-p_k)
\end{aligned} \tag{20}$$

As n_{d_i} is not a random variable we get

$$\begin{aligned}
\text{Var}((1+\alpha)n_{d_i}q_{\ell,i}) &= (1+\alpha)^2 n_{d_i}^2 \text{Var}(q_{\ell,i}), \\
&= (1+\alpha)^2 n_{d_i}^2 (m_{s_i} p_{\ell}(1-p_{\ell}) + c_{v_i}), \\
\frac{\text{Var}(n_{d_i}q_{\ell,i})}{m_{s_i}^3} &= \frac{(1+\alpha)^2 n_{d_i}^2}{m_{s_i}^2} \left(p_{\ell}(1-p_{\ell}) + \frac{c_{v_i}}{m_{s_i}} \right), \\
\lim_{i \rightarrow \infty} \text{Var}(n_{d_i}q_{\ell,i}) &= 0,
\end{aligned} \tag{21}$$

as n_{d_i}/m_{s_i} goes to zero. Combining terms for $X_i = (1+\alpha)q_{\ell,i}n_{d_i} - q_{k,i}q_{\ell+1,i}$ in equations (19), (20) and (21) we get

$$\begin{aligned}
\text{Var}(X_i) &= \text{Var}((1+\alpha)q_{\ell,i}n_{d_i}) + \text{Var}(q_{k,i}q_{\ell+1,i}), \\
\lim_{i \rightarrow \infty} \frac{\text{Var}(X_i)}{m_{s_i}^3} &= p_k^2 p_{\ell+1}(1-p_{\ell+1}) + p_{\ell+1}^2 p_k(1-p_k), \\
\lim_{i \rightarrow \infty} \frac{\text{Var}(X_i)}{\mathbb{E}(X_i)^2} &= \lim_{i \rightarrow \infty} \frac{\text{Var}(X_i)/m_{s_i}^4}{\mathbb{E}(X_i)^2/m_{s_i}^4}, \\
&= \lim_{i \rightarrow \infty} \frac{\frac{1}{m_{s_i}} (p_k^2 p_{\ell+1}(1-p_{\ell+1}) + p_{\ell+1}^2 p_k(1-p_k))}{(p_k p_{\ell+1})^2} = 0,
\end{aligned} \tag{22}$$

as $\text{Var}(X_i) \in \Theta(m_{s_i}^3)$ and $\mathbb{E}(X_i) \in \Theta(m_{s_i}^2)$. Furthermore

$$\frac{\text{Var}(X_i)}{\mathbb{E}(X_i)^2} \leq \frac{c}{m_{s_i}},$$

for some c . As shown in equation 19 for large i , $\mathbb{E}(X_i) \leq 0$. We know that

$$\begin{aligned}
P(X_i > 0) &= P(X_i - \mathbb{E}(X_i) \geq -\mathbb{E}(X_i)), \\
&= P(X_i - \mathbb{E}(X_i) \geq |\mathbb{E}(X_i)|) \quad \text{as } -\mathbb{E}(X_i) = |\mathbb{E}(X_i)|, \\
&\leq P(|X_i - \mathbb{E}(X_i)| \geq |\mathbb{E}(X_i)|), \\
&\leq \frac{\text{Var}(X_i)}{\mathbb{E}(X_i)^2}
\end{aligned} \tag{23}$$

where we have used Chebyshev's inequality. Using equations (23) and (22) we obtain

$$P((1+\alpha)q_{\ell,i}n_{d_i} > q_{k,i}q_{\ell+1,i}) = P(X_i > 0),$$

$$\begin{aligned}
&\leq \frac{\text{Var}(X_i)}{\mathbb{E}(X_i)^2} = 0, \\
&\leq \frac{c}{m_{s_i}}
\end{aligned}$$

giving us

$$\lim_{i \rightarrow \infty} P((1 + \alpha)q_{\ell,i}n_{d_i} > q_{k,i}q_{\ell+1,i}) = 0.$$

Consequently

$$\lim_{i \rightarrow \infty} P((1 + \alpha)q_{\ell,i}n_{d_i} \leq q_{k,i}q_{\ell+1,i}) = 1.$$

Therefore, with high probability we have

$$\begin{aligned}
q_{k,i}q_{\ell+1,i} &\geq (1 + \alpha)q_{\ell,i}n_{d_i}, \\
\log \left(\frac{q_{k,i}q_{\ell+1,i}}{(1 + \alpha)q_{\ell,i}n_{d_i}} \right) &\geq 0, \\
\log q_{k,i} - \log(1 + \alpha)n_{d_i} &\geq \log q_{\ell,i} - \log q_{\ell+1,i}.
\end{aligned}$$

That is, if we take successive differences of the top- k degrees in the log scale, with high probability the difference between the k th largest degree and $(1 + \alpha)n_{d_i}$ is larger than the other successive degree differences for $\ell < k$ where we have used the $(1 + \alpha)n_{d_i}$ in place of the highest degree in the dense part G_{d_i} . \square

Lemma D.3. Let $\{G_{n_i}\}_i$ be a sequence of sparse (U, W) -mixture graphs (Definition 3.3) with dense and sparse parts G_{d_i} and G_{s_i} respectively. Let $\max_deg_{\tilde{G}_{d_i}}$ denote the maximum degree in G_{n_i} restricted to nodes from G_{d_i} . That is, $\max_deg_{\tilde{G}_{d_i}}$ belongs to a node from the dense part G_{d_i} . Then

$$\mathbb{E} \left(\max_deg_{\tilde{G}_{d_i}} \right) \leq (1 + \alpha)n_{d_i},$$

where α depends on W and the joining mechanism.

Proof. Suppose v_ℓ is originally a vertex in the dense part G_{d_i} . Then, from Lemma B.1

$$\begin{aligned}
\mathbb{E} \left(\deg_{G_{n_i}} v_\ell \right) &= \deg_{G_{d_i}} v_\ell + c_1 \frac{m_{new_i}}{n_{d_i}}, \\
&\leq \deg_{G_{d_i}} v_\ell + c' \frac{m_{d_i}}{n_{d_i}}, \\
&= \deg_{G_{d_i}} v_\ell + c' n_{d_i} \frac{m_{d_i}}{n_{d_i}^2}, \\
&\leq n_{d_i} + c' n_{d_i} \rho_i, \\
&= (1 + c' \rho_i) n_{d_i}
\end{aligned}$$

where number of nodes in the dense part n_{d_i} is a large upper bound for the largest degree in G_{d_i} . The constant c_1 and m_{new_i} depend on the joining mechanism (Definition 3.1) and $m_{new_i} \leq c m_{d_i}$. The density of G_{d_i} is denoted by ρ_i , which is a bounded quantity and depends on W . \square

Lemma D.4. Let $\{G_{n_i}\}_i$ be a sequence of sparse (U, W) -mixture graphs (Definition 3.3) with dense and sparse parts G_{d_i} and G_{s_i} respectively. Suppose W satisfies Assumption 5.2. We consider the degrees in G_{d_i} . Let $r_{x_j, i}$ and $r_{x_j + \epsilon_i, i}$ denote the degree of two nodes corresponding to $D(x_j)$ and $D(x_j + \epsilon_i)$ for $D(x_j), D(x_j + \epsilon_i) > \xi > 0$ for some $\xi > 0$. Suppose $\lim_{i \rightarrow \infty} \epsilon_i = 0$. Then using the second order approximation of the Taylor expansion, we have

$$\left| \mathbb{E} \left(\frac{r_{x_j, i}}{r_{x_j + \epsilon_i, i}} \right) - 1 \right| \leq \frac{c}{n_{d_i}}$$

That is, if W has a continuous degree function $D(x)$, then as i goes to infinity, excluding small degrees the ratio of consecutive degrees in G_{d_i} tend to one.

Proof. The degree function acts like the edge probability. Thus, the expectation and variance of $r_{x_j, i}$ are given by

$$\begin{aligned} \mathbb{E}(r_{x_j, i}) &= (n_{d_i} - 1)D(x_j), \\ \text{Var}(r_{x_j, i}) &= (n_{d_i} - 1)D(x_j)(1 - D(x_j)). \end{aligned}$$

Using Lemma D.1 we have

$$\mathbb{E} \left(\frac{X}{Y} \right) = \frac{\mathbb{E}(X)}{\mathbb{E}(Y)} - \frac{\text{Cov}(X, Y)}{\mathbb{E}(Y)^2} + \frac{\mathbb{E}(X)\text{Var}(Y)}{\mathbb{E}(Y)^3}.$$

for two random variables X and Y . Given $D(x_j)$ the degrees of the two nodes are independent because each edge is independently sampled from a Bernoulli(p) for $p = D(x_j), D(x_j + \epsilon_i)$. This gives us

$$\begin{aligned} \mathbb{E} \left(\frac{r_{x_j, i}}{r_{x_j + \epsilon_i, i}} \right) &= \frac{(n_{d_i} - 1)D(x_j)}{(n_{d_i} - 1)D(x_j + \epsilon_i)} + \frac{(n_{d_i} - 1)D(x_j)(n_{d_i} - 1)D(x_j + \epsilon_i)(1 - D(x_j + \epsilon_i))}{(n_{d_i} - 1)^3 D(x_j + \epsilon_i)^3}, \\ &= \frac{D(x_j)}{D(x_j + \epsilon_i)} + \frac{D(x_j)(1 - D(x_j + \epsilon_i))}{(n_{d_i} - 1)D(x_j + \epsilon_i)^2}, \end{aligned}$$

As n_{d_i} goes to infinity, the second term goes to zero and as ϵ_i goes to 0, we have the result. Continuity of $D(x)$ is used to say that $D(x_j + \epsilon_i)$ goes to $D(x_j)$. A discontinuous function with a gap at x_j does not satisfy this condition.

Excluding small degrees such as 0, 1, and 2, we can think of consecutive degrees as realizations of nodes sampled with probabilities $D(x_j)$ and $D(x_j + \epsilon_i)$ for some x_j where $D(x_j) > \xi > 0$. The condition $D(x_j) > \xi > 0$ guarantees that we stay away from small degrees. As i goes gets larger, more and more nodes are sampled from the graphon W . As such ϵ_i goes to zero as i tends to infinity. Therefore, the ratio of consecutive degrees go to 1. \square

Proposition 5.3. Let $\{G_{n_i}\}_i$ be a sequence of sparse (U, W) -mixture graphs (Definition 3.3) with dense and sparse parts G_{d_i} and G_{s_i} having nodes n_{d_i} and n_{s_i} respectively. Suppose W satisfies Assumption 5.2 and $W \neq 1$. Let $\mathbf{p} = (p_1, p_2, \dots)$ be the mass-partition (Definition 3.2) associated with U which has only k partitions. Let $\deg_{G_{n_i}} v_{(\ell)}$ denote the ℓ th largest degree in G_{n_i} . Then there exists I_0 such that for $i > I_0$ we have

$$k = \max_{\ell} \left(\log \deg_{G_{n_i}} v_{(\ell)} - \log \deg_{G_{n_i}} v_{(\ell+1)} \right), \quad (3)$$

where we exclude small degrees. That is, in the log scale the difference between successive top k degrees is largest at k .

Proof. Let $\tilde{q}_{j,i}$ be the degree of the star in G_{s_i} corresponding to $p_j \neq 0$. Let $q_{j,i}$ denote the degree of the corresponding vertex in G_{n_i} . Then from the Order Preserving Property (Proposition 4.1) we know

$$\lim_{i \rightarrow \infty} P \left(\bigcap_{j=1}^k \left(q_{j,i} = \deg_{G_{n_i}} v(j) \right) \right) = 1.$$

Combining with Proposition D.2 with high probability we have

$$\log \deg_{G_{n_i}} v(k) - \log(1 + \alpha)n_{d_i} \geq \log \deg_{G_{n_i}} v(\ell) - \log \deg_{G_{n_i}} v(\ell+1), \quad (24)$$

for $\ell \in \{1, \dots, k-1\}$. Let $\max_deg_{\tilde{G}_{d_i}}$ denote the maximum degree in G_{n_i} restricted to nodes from G_{d_i} . That is, $\max_deg_{\tilde{G}_{d_i}}$ belongs to a node from the dense part G_{d_i} . For $W = 1$ we have $\max_deg_{\tilde{G}_{d_i}} = n_{d_i} - 1$ and

$$\mathbb{E} \left(\max_deg_{\tilde{G}_{d_i}} \right) \leq (1 + c')n_{d_i}.$$

But for all other $W \neq 1$, $\max_deg_{\tilde{G}_{d_i}} \ll n_{d_i}$. For large enough i , $(k+1)$ st highest degree

$$\deg_{G_{n_i}} v(k+1) = \max_deg_{\tilde{G}_{d_i}}.$$

Using Chernoff bounds, the probability

$$P \left(\deg_{G_{n_i}} v(k+1) > (1 + \epsilon)\mu \right) \leq \exp \left(-\frac{\mu\epsilon^2}{3} \right),$$

making

$$P \left(\deg_{G_{n_i}} v(k+1) > (1 + \alpha)n_{d_i} \right) \rightarrow 0,$$

for appropriate α and $W \neq 1$. With high probability we have

$$\begin{aligned} (1 + \alpha)n_{d_i} &\geq \deg_{G_{n_i}} v(k+1), \\ \log(1 + \alpha)n_{d_i} &\geq \log \deg_{G_{n_i}} v(k+1), \\ \log \deg_{G_{n_i}} v(k) - \log \deg_{G_{n_i}} v(k+1) &\geq \log \deg_{G_{n_i}} v(k) - \log(1 + \alpha)n_{d_i}, \\ &\geq \log \deg_{G_{n_i}} v(\ell) - \log \deg_{G_{n_i}} v(\ell+1), \end{aligned}$$

where we have used equation (24). In the logscale the difference between k th highest vertex and $(k+1)$ st highest vertex is larger than the ℓ th highest vertex and the $(\ell+1)$ st highest vertex for $\ell < k$. That is, in the log scale, successive difference of the top k degrees is highest at k . From Lemma D.4 we know that for degrees in the dense part G_{d_i} , the ratios of successive degrees converge to 1, when we exclude small degrees. As we are taking ordered values $\deg_{G_{n_i}} v(\ell) / \deg_{G_{n_i}} v(\ell+1) \approx p_\ell / p_{\ell+1} > 1$. The ratio $\deg_{G_{n_i}} v(k) / \deg_{G_{n_i}} v(k+1) \approx m_{s_i} p_k / n_{d_i} D_{\max}$ where $D_{\max} = \max D(x)$. Thus, the log difference $\log \deg_{G_{n_i}} v(k) - \log \deg_{G_{n_i}} v(k+1)$ is much greater than 1 for $i > I_0$. Therefore we have

$$k = \max_{\ell} \left(\log \deg_{G_{n_i}} v(\ell) - \log \deg_{G_{n_i}} v(\ell+1) \right),$$

with high probability. □

Lemma D.5. (The 3 Degree Groups) Suppose $\{G_{n_i}\}_i$ is a sparse (U, W) -mixture graph sequence (Definition 3.3) with W having a continuous degree function (Definition 5.1). Let $\mathbf{p} = (p_1, p_2, \dots)$ be the mass-partition (Definition 3.2) associated with U . Then there are 3 groups of nodes satisfying different degree expectations and variances. They are (1) **Group 1**: the large degrees generated from U (2) **Group 2**: the degrees of nodes generated by W and (3) **Group 3**: the very small degrees generated from U .

Proof. The sparse part G_{s_i} is a collection of stars with large degree hub nodes and degree-1 leaf nodes. Let $q_{j,i}$ be the degree of the hub node in G_{n_i} corresponding to p_j . These are the Group 1 nodes. Then from Lemma B.2

$$\begin{aligned}\mathbb{E}(q_{j,i}) &= m_{s_i} p_j + \frac{cm_{new_i}}{n_{s_i}}, \\ \text{Var}(q_{j,i}) &= m_{s_i} p_j (1 - p_j) + m_{new_i} \frac{c}{n_{s_i}} \left(1 - \frac{c}{n_{s_i}}\right).\end{aligned}$$

In addition to the large degree hub nodes, the sparse part G_{s_i} has a large number of nodes with degree 1. Let us denote the degree of these nodes in G_{n_i} as e_i . These are Group 3 nodes. Their degree can change as a result of the joining process (Definition 3.1). Then

$$\begin{aligned}\mathbb{E}(e_i) &= 1 + \frac{cm_{new_i}}{n_{s_i}}, \\ \text{Var}(e_i) &= m_{new_i} \frac{c}{n_{s_i}} \left(1 - \frac{c}{n_{s_i}}\right).\end{aligned}$$

Next we consider nodes generated from W , the Group 2 nodes. Combining Lemma C.2 and Lemma D.4 we know that nodes generated by W have degree

$$\begin{aligned}\mathbb{E}(r_{x_j,i}) &= (n_{d_i} - 1)D(x_j) + \frac{cm_{new_i}}{n_{d_i}}, \\ \text{Var}(r_{x_j,i}) &= (n_{d_i} - 1)D(x_j)(1 - D(x_j)) + m_{new_i} \frac{c}{n_{d_i}} \left(1 - \frac{c}{n_{d_i}}\right).\end{aligned}$$

where $r_{x_j,i}$ denotes the degree of a node in G_{n_i} corresponding to $D(x_j)$. Thus, the degree expectations and variances of these 3 groups of nodes are different. Furthermore as n_{s_i}/n_{d_i} goes to infinity for sparse graphs, we have

$$\begin{aligned}\mathbb{E}(q_{j,i}) &> \mathbb{E}(r_{x_j,i}) > \mathbb{E}(e_i), \\ \text{Var}(q_{j,i}) &> \text{Var}(r_{x_j,i}) > \text{Var}(e_i),\end{aligned}$$

for large i .

□

E Estimating U for infinite partitions

Lemma E.1. Let $\{G_{n_i}\}_i$ be a sparse sequence of (U, W) -mixture graphs. Let \mathbf{p} be the mass-partition corresponding to U and suppose \mathbf{p} has infinite non-zero elements. Let k_i be the number of

nodes in G_{n_i} that are generated by U with degrees higher than those generated by W . Let $\deg_{G_{n_i}} v(j)$ denote the j th highest degree in G_{n_i} . Then the line fitted to the points $(j, \log \deg_{G_{n_i}} v(j))_{j=1}^{k_i}$ using OLS regression is steeper than the line fitted to $\left\{ \left(j, \log \frac{m_{s_i}}{j} \right) \right\}_{j=1}^{k_i}$ for large enough i , i.e., if $\beta_{actual,i}$ and $\beta_{1,i}$ are the slopes of the lines fitted to points $\left\{ (j, \log \deg_{G_{n_i}} v(j)) \right\}_{j=1}^{k_i}$ and $\left\{ \left(j, \log \frac{m_{s_i}}{j} \right) \right\}_{j=1}^{k_i}$ respectively, then there exists $i > I_0$ such that

$$|\beta_{actual,i}| > |\beta_{1,i}|.$$

Proof. First we show for any $\alpha > 0$ and for some $N \in \mathbb{N}$ the OLS line fitted to the points $\left\{ \left(j, \log \frac{m_{s_i}}{j^{1+\alpha}} \right) \right\}_{j=1}^N$ is steeper than the OLS line fitted to the points $\left\{ \left(j, \log \frac{m_{s_i}}{j} \right) \right\}_{j=1}^N$. For a set of points $\{(x_j, y_j)\}_{j=1}^N$ the slope of the OLS line is given by

$$\beta = \frac{\sum_j x_j y_j - \bar{x} \bar{y}}{\sum_j (x_j - \bar{x})^2}.$$

As the denominator of the slope β is the same for both sets of points $\left\{ \left(j, \log \frac{m_{s_i}}{j^{1+\alpha}} \right) \right\}_{j=1}^N$ and $\left\{ \left(j, \log \frac{m_{s_i}}{j} \right) \right\}_{j=1}^N$ we focus on the numerator. Let $\beta_{num,\alpha} = \sum_j x_j y_j - \bar{x} \bar{y}$ for the points $\left\{ \left(j, \log \frac{m_{s_i}}{j^{1+\alpha}} \right) \right\}_{j=1}^N$ and $\beta_{num,1} = \sum_j x_j y_j - \bar{x} \bar{y}$ for the points $\left\{ \left(j, \log \frac{m_{s_i}}{j} \right) \right\}_{j=1}^N$. Then we show that

$$\beta_{num,\alpha} < \beta_{num,1}.$$

Noting that \bar{x} denotes the mean of x_i values, which is the same for both lines we compute

$$\begin{aligned} \beta_{num,1} - \beta_{num,\alpha} &= \sum_j \left(j \log \frac{m_{s_i}}{j} - \bar{x} \log \frac{m_{s_i}}{j} \right) - \sum_j \left(j \log \frac{m_{s_i}}{j^{1+\alpha}} - \bar{x} \log \frac{m_{s_i}}{j^{1+\alpha}} \right), \\ &= \sum_j j \left(\log \frac{m_{s_i}}{j} - \log \frac{m_{s_i}}{j^{1+\alpha}} \right) - \bar{x} \sum_j \left(\log \frac{m_{s_i}}{j} - \log \frac{m_{s_i}}{j^{1+\alpha}} \right), \\ &= \sum_j (j\alpha \log j - \bar{x}\alpha \log j), \\ &= \alpha \sum_j (j \log j - \bar{x} \log j), \\ &= \alpha \beta_{num,-1}, \end{aligned}$$

where $\beta_{num,-1} = \sum_j x_j y_j - \bar{x} \bar{y}$ for the points $(i, \log j)_{j=1}^N$. These points lie on the curve $y = \log x$ and as such its slope is positive. This gives us

$$\beta_{num,1} - \beta_{num,\alpha} > 0.$$

Dividing by the same denominator we get

$$\beta_{1,i} > \beta_{\alpha,i},$$

where $\beta_{\alpha,i}$ is the slope of the line fitted to the points $\left\{ \left(j, \log \frac{m_{s_i}}{j^{1+\alpha}} \right) \right\}_{j=1}^N$. But these slopes are negative because the y values are decreasing. Therefore

$$|\beta_{\alpha,i}| > |\beta_{1,i}|.$$

A mass-partition \mathbf{p} with infinite non-zero entries cannot decrease similar to $\{c/j\}_j$ because the series $\sum_j c/j$ diverges to infinity. As $\sum_j p_j = 1$, the sequence $\{p_j\}_j$ has to decrease faster than $\{c/j\}_j$. As shown above for a set of points decreasing faster than $\{c/j\}_j$ the slope of the OLS line fitted to the log values is steeper than the slope of the line fitted to $\left\{ \left(j, \log \frac{m_{s_i}}{j} \right) \right\}_{j=1}^N$, making

$$|\beta_{\text{actual},i}| > |\beta_{1,i}|.$$

□

For the next lemma we consider nodes with relatively large degrees generated by W . As such we consider the unique degree values and take degree values greater than a given percentile C . In practice C can be the median unique degree value.

Lemma E.2. Let $\{G_{n_i}\}_i$ be a sparse sequence of (U, W) -mixture graphs with W satisfying Assumption 5.2. We consider nodes generated by W with degrees greater than some percentile C when considering unique degree values. Suppose there are N_i such points in G_{n_i} . We consider $\{(j, \log(\deg_{G_{n_i}} v_{(j)}))\}_{j=1}^{N_i}$ where the unique degree values are sorted in decreasing order. Then the line fitted to the points $\{(j, \log(\deg_{G_{n_i}} v_{(j)}))\}_{j=1}^{N_i}$ is less steeper than the line fitted to the points $\{(j, \log n_{d_i}/j)\}_{j=1}^{N_i}$. If $\beta_{\text{dense},i}$ and $\beta_{1,i}$ are the slopes of the lines fitted to points $\{(j, \log \deg_{G_{n_i}} v_{(j)})\}_{j=1}^{N_i}$ and $\{(j, \log n_{d_i}/j)\}_{j=1}^{N_i}$ respectively, then

$$|\beta_{\text{dense},i}| < |\beta_{1,i}|.$$

Proof. Assumption 5.2 is on W having a continuous degree function $D(x)$ (Definition 5.1). When W has a continuous degree function, for large enough i , the sorted unique degree values are mostly consecutive integers. Thus, the points $\{(j, \log \deg_{G_{n_i}} v_{(j)})\}_{j=1}^{N_i}$ have a large proportion of points in the form of $(j, \log(N_0 - j))$ for some N_0 . The slope of the OLS line fitted to these points is much less steeper than the slope of the line fitted to $\{(j, \log n_{d_i}/j)\}_{j=1}^{N_i}$. That is,

$$|\beta_{\text{dense},i}| < |\beta_{1,i}|.$$

□

Lemma E.3. Suppose $\{G_{n_i}\}_i$ is a sparse (U, W) -mixture graph sequence (Definition 3.3) with W having a continuous degree function (Definition 5.1). Let $\mathbf{p} = (p_1, p_2, \dots)$ be the mass-partition (Definition 3.2) associated with U . Suppose U has infinite partitions. Let G_{n_ℓ} be a graph in the sequence $\{G_{n_i}\}_i$. We conduct Procedure 6.1 for G_{n_ℓ} and estimate \hat{k}_ℓ using equation (5). Similarly we estimate \hat{k}_i for each G_{n_i} . Then as i goes to infinity

$$\lim_{i \rightarrow \infty} P(\hat{k}_i > \hat{k}_\ell) = 1.$$

Furthermore, with high probability $\lim_{i \rightarrow \infty} \hat{k}_i = \infty$. That is, for any $M \in \mathbb{N}$

$$\lim_{i \rightarrow \infty} P(\hat{k}_i < M) = 0.$$

Proof. Let G_{s_ℓ} denote the sparse part of G_{n_ℓ} . Suppose the number of stars in the sparse part G_{s_ℓ} is given by st_ℓ . We know that $\hat{k}_\ell < st_\ell$ because some stars have degrees that are indistinguishable from the dense part. Pick $r \in \mathbb{N}$ such that $\hat{k}_\ell < r \leq st_\ell$. The star corresponding to r has expected degree

$$\mathbb{E}(q_{r,\ell}) = m_{s_\ell} p_r + \frac{cm_{new_\ell}}{n_{s_\ell}}$$

from Lemma B.2. Furthermore as $\text{Var}(q_{r,i})/\mathbb{E}(q_{r,i})^2$ goes to zero with i the observed values of $q_{r,i}$ get more centered at its expected value. For sparse graphs n_{s_i}/n_{d_i} goes to infinity. This results in m_{s_i}/n_{d_i} going to infinity and

$$\mathbb{E}(q_{r,i}) = m_{s_i} p_r + \frac{cm_{new_i}}{n_{s_i}} > Cn_{d_i}$$

for some i where $C > 1$. Furthermore from Chernoff bounds

$$P(q_{r,i} < Cn_{d_i}) \ll P(q_{r,i} < (1 - \epsilon)\mu) = \exp\left(-\frac{\mu\epsilon^2}{2}\right)$$

where $\mu = \mathbb{E}(q_{r,i})$. As m_{s_i} goes to infinity, this probability goes to zero making

$$\lim_{i \rightarrow \infty} P(q_{r,i} > Cn_{d_i}) = 1.$$

The nodes generated by W have degrees less than Cn_{d_i} for some C , and as i goes to infinity, $q_{r,i}$ gets much larger than these nodes. As such, when fitting 2 lines as described in Procedure 6.1, $q_{r,i}$ gets fitted with the first line for larger i , making \hat{k}_i at least as big as r , which is greater than \hat{k}_ℓ . Thus,

$$\lim_{i \rightarrow \infty} P(\hat{k}_i \geq r > \hat{k}_\ell) = 1.$$

Next consider the graph sequence $\{G_{n_\ell}\}_\ell$. For a given m_{s_ℓ} the number of stars in the sparse part G_{s_ℓ} is finite, but as ℓ increases, m_{s_ℓ} increases and the number of stars st_ℓ increases making the sequence $\{st_\ell\}_\ell$ tend to infinity because \mathbf{p} has infinite non-zero elements. Thus, we consider an increasing sequence $\{r_\ell\}_\ell$ such that $\hat{k}_\ell < r_\ell \leq st_\ell$ and $\lim_{\ell \rightarrow \infty} r_\ell = \infty$. For every r_ℓ there exists I_ℓ such that for $i > I_\ell$ we have

$$\hat{k}_i \geq r_\ell > \hat{k}_\ell,$$

with high probability. Therefore, the sequence

$$\lim_{i \rightarrow \infty} \hat{k}_i = \infty$$

with high probability. That is, for any $M \in \mathbb{N}$

$$\lim_{i \rightarrow \infty} P(\hat{k}_i < M) = 0.$$

□

Proposition 6.2. Let $\{G_{n_i}\}_i$ be a sequence of sparse (U, W) -mixture graphs (Definition 3.3) with dense and sparse parts G_{d_i} and G_{s_i} respectively. Suppose U has infinite partitions and let $\mathbf{p} = (p_1, p_2, \dots)$ be the associated mass-partition (Definition 3.2). Let $q_{j,i}$ denote the degree of the hub

vertex corresponding to p_j in G_{n_i} and \hat{k}_i be estimated using Procedure 6.1. Then using the second order approximation of the Taylor expansion for the expectation and the first order approximation for the variance, and for some constants c_1 and c_2 we have

$$\left| \mathbb{E} \left(\frac{q_{j,i}}{\sum_{\ell=1}^{\hat{k}_i} q_{\ell,i}} \right) - p_j \right| \leq \frac{c_1}{m_{s_i}} \quad \text{and} \quad \text{Var} \left(\frac{q_{j,i}}{\sum_{\ell=1}^{\hat{k}_i} q_{\ell,i}} \right) \leq \frac{c_2}{m_{s_i}}$$

Proof. The proof is similar to that of Proposition 5.4. Let $X_i = q_{j,i}$ and $Y_i = \sum_{\ell=1}^{\hat{k}_i} q_{\ell,i}$. The difference is that k is replaced with \hat{k}_i . Some of the expectations, variances and covariance are changed to

$$\begin{aligned} \mathbb{E}(X_i) &= m_{s_i} p_j + \frac{c m_{\text{new}_i}}{n_{s_i}}, \\ \mathbb{E}(Y_i) &= m_{s_i} \sum_{\ell=1}^{\hat{k}_i} p_\ell + \frac{\hat{k}_i c m_{\text{new}_i}}{n_{s_i}}, \\ \text{Var}(X_i) &= m_{s_i} p_j (1 - p_j) + m_{\text{new}_i} \frac{c}{n_{s_i}} \left(1 - \frac{c}{n_{s_i}} \right), \\ \text{Var}(Y_i) &= m_{s_i} \sum_{\ell=1}^{\hat{k}_i} p_\ell \left(1 - \sum_{\ell=1}^{\hat{k}_i} p_\ell \right) + \hat{k}_i m_{\text{new}_i} \frac{c}{n_{s_i}} \left(1 - \frac{c}{n_{s_i}} \right), \\ \text{Cov}(X_i, Y_i) &= m_{s_i} p_j (1 - p_j) + m_{\text{new}_i} \frac{c}{n_{s_i}} \left(1 - \frac{c}{n_{s_i}} \right). \end{aligned}$$

We turn our attention to the term \hat{k}_i . We note that $\hat{k}_i \in O(m_{s_i}/n_{d_i})$. The sequence $\{\hat{k}_i\}_i$ increases at a slower rate compared to m_{s_i}/n_{d_i} depending on the rate $\{p_j\}_j$ decreases. For $\sum_j p_j$ to add to 1, p_j cannot decrease like c/j for some constant c , because $\sum_j c/j$ diverges to infinity. Hence $p_j \approx c/j^{1+\alpha}$ is an option. The estimate \hat{k}_i satisfies

$$m_{s_i} p_{\hat{k}_i} \geq C n_{d_i},$$

for some $C \in \mathbb{R}$ because the hub vertex corresponding to $p_{\hat{k}_i}$ needs have a larger degree than the degrees generated by W . Approximating $p_j = c/j^{1+\alpha}$ and letting $j \leq \hat{k}_i$ we have

$$\begin{aligned} p_j &\geq C \frac{n_{d_i}}{m_{s_i}}, \\ \frac{c}{j^{1+\alpha}} &\geq C \frac{n_{d_i}}{m_{s_i}}, \\ j^{1+\alpha} &\leq C' \frac{m_{s_i}}{n_{d_i}}, \\ j &\leq \left(C' \frac{m_{s_i}}{n_{d_i}} \right)^{\frac{1}{1+\alpha}}, \end{aligned}$$

making

$$\hat{k}_i = \max \left\{ j : j \leq \left(C' \frac{m_{s_i}}{n_{d_i}} \right)^{\frac{1}{1+\alpha}} \right\}.$$

As this is true for any $\alpha > 0$ we have

$$\hat{k}_i \in O(m_{s_i}/n_{d_i}) .$$

This makes

$$\begin{aligned} \mathbb{E}(Y_i) &= m_{s_i} \sum_{\ell=1}^{\hat{k}_i} p_\ell + \frac{\hat{k}_i c m_{new_i}}{n_{s_i}} , \\ \lim_{i \rightarrow \infty} \frac{1}{m_{s_i}} \mathbb{E}(Y_i) &= \lim_{i \rightarrow \infty} \sum_{\ell=1}^{\hat{k}_i} p_\ell + \frac{\hat{k}_i c m_{new_i}}{m_{s_i} n_{s_i}} , \\ &= \sum_{\ell=1}^{\hat{k}_i} p_\ell , \end{aligned}$$

following the same reasoning as in Proposition 5.4 and because $\hat{k}_i \in O(m_{s_i}/n_{d_i})$. That is, \hat{k}_i is bounded by the rate m_{s_i}/n_{d_i} , and it is offset by $m_{new_i}/(m_{s_i} n_{s_i})$, which behaves like $n_{d_i}^2/m_{s_i}^2$. Similarly,

$$\lim_{i \rightarrow \infty} \frac{1}{m_{s_i}} \text{Var}(Y_i) = \sum_{\ell=1}^{\hat{k}_i} p_\ell \left(1 - \sum_{\ell=1}^{\hat{k}_i} p_\ell \right) .$$

Therefore the term \hat{k}_i does not affect the expectation or the variance estimates in a substantial way. The rest is the same as in Proposition 5.4.

As in Proposition 5.4 using the second order Taylor series approximation of the expectation of a ratio of two random variables

$$\mathbb{E} \left(\frac{X_i}{Y_i} \right) = \frac{\mathbb{E}(X_i)}{\mathbb{E}(Y_i)} - \frac{\text{Cov}(X_i, Y_i)}{\mathbb{E}(Y_i)^2} + \frac{\mathbb{E}(X_i) \text{Var}(Y_i)}{\mathbb{E}(Y_i)^3} . \quad (25)$$

we obtain

$$\begin{aligned} \lim_{i \rightarrow \infty} \mathbb{E} \left(\frac{X_i}{Y_i} \right) &= \lim_{i \rightarrow \infty} \frac{m_{s_i} p_j}{m_{s_i} \sum_{\ell=1}^{\hat{k}_i} p_\ell} , \\ &= \lim_{i \rightarrow \infty} \frac{p_j}{\sum_{\ell=1}^{\hat{k}_i} p_\ell} , \\ &= p_j , \end{aligned}$$

and

$$\left| \mathbb{E} \left(\frac{X_i}{Y_i} \right) - p_j \right| \leq \frac{c}{m_{s_i}} .$$

Similarly, the first order Taylor approximation of the variance is given by

$$\text{Var} \left(\frac{X_i}{Y_i} \right) = \frac{\mathbb{E}(X_i)^2}{\mathbb{E}(Y_i)^2} \left(\frac{\text{Var}(X_i)}{\mathbb{E}(X_i)^2} - 2 \frac{\text{Cov}(X_i, Y_i)}{\mathbb{E}(X_i) \mathbb{E}(Y_i)} + \frac{\text{Var}(Y_i)}{\mathbb{E}(Y_i)^2} \right) .$$

The terms inside the parenthesis go to zero as i goes to infinity making

$$\text{Var} \left(\frac{X_i}{Y_i} \right) = 0,$$

and

$$\text{Var} \left(\frac{X_i}{Y_i} \right) \leq \frac{c}{m_{s_i}}.$$

□

Lemma E.4. Let $\{G_{n_i}\}_i$ be a sequence of sparse (U, W) -mixture graphs (Definition 3.3) with dense and sparse parts G_{d_i} and G_{s_i} respectively. Let $\mathbf{p} = (p_1, p_2, \dots)$ be the mass-partition (Definition 3.2) associated with U which has infinite partitions. For a given graph G_{n_i} we conduct Procedure 6.1 and estimate \hat{k}_i . Furthermore we estimate the mass partition $\hat{\mathbf{p}} = (\hat{p}_1, \hat{p}_2, \dots)$ using equation (6). Suppose $p_i < 1/(i+1)^{1+\alpha}$, i.e., α gives an upper bound for the rate at which p_i goes to zero. Then

$$\sum_{j=\hat{k}_i}^{\infty} p_j \leq \frac{1}{\alpha \hat{k}_i^\alpha}.$$

Proof. We consider $f(x) = \frac{1}{x^{1+\alpha}}$ and have

$$\begin{aligned} \frac{1}{(j+1)^{1+\alpha}} &< \int_j^{j+1} \frac{1}{x^{1+\alpha}} dx, \\ \sum_{j=\hat{k}_i}^{\infty} p_j &< \sum_{j=\hat{k}_i}^{\infty} \frac{1}{(j+1)^{1+\alpha}} \leq \int_{\hat{k}_i}^{\infty} \frac{1}{x^{1+\alpha}} dx, \\ &= \frac{1}{\alpha \hat{k}_i^\alpha}. \end{aligned}$$

□

F Experiments

F.1 Illustration with synthetic data

F.1.1 Degree prediction

To predict the top- k degrees using synthetic data we use (U, W) -mixture graphs with 4 combinations. We consider $W_1 = \exp(-(x+y))$, $W_2 = 0.1$ and U_1 with mass-partitions $\mathbf{p}_1 \propto \{1/j^{1.2}\}_{j=2}^{50}$ and U_2 with mass-partition $\mathbf{p}_2 \propto \{1/1.2^j\}_{j=2}^{50}$. The mass-partitions are normalized so that they add up to 1. For each (U, W) combination we have training graphs with $n_i = 11,000$ nodes and test graphs with $n_j = 13,200$ nodes. We then predict the top- k degrees in graph G_{n_j} using equation (1) for $k = \hat{k}_i$ in each instance. For the four experiments the estimated \hat{k}_i values were 8, 13, 14, 22 respectively.

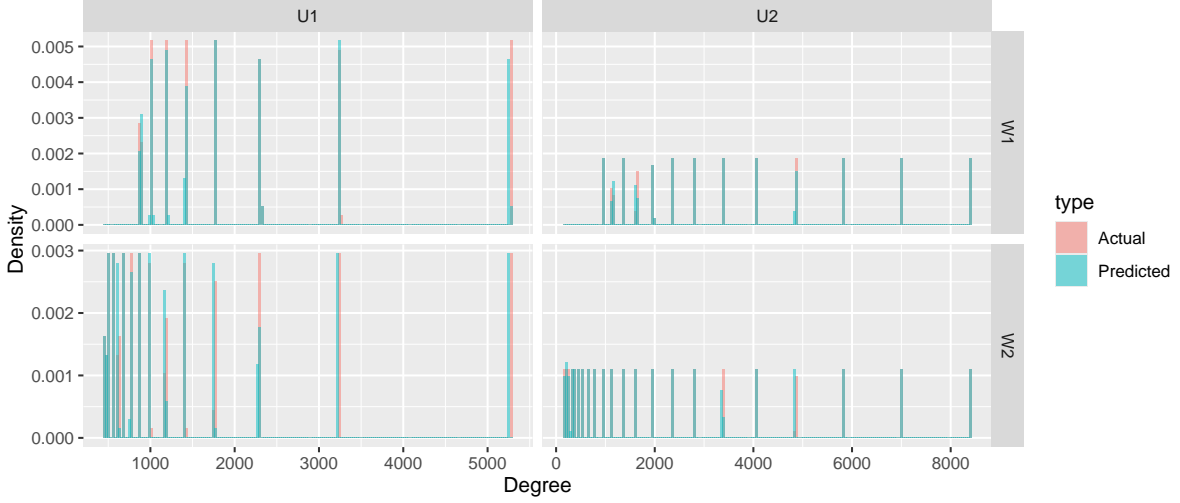


Figure 11: Densities of predicted degree using equation (1) for experiments with (W_1, U_1) , (W_1, U_2) , (W_2, U_1) and (W_2, U_2) -mixture graphs.

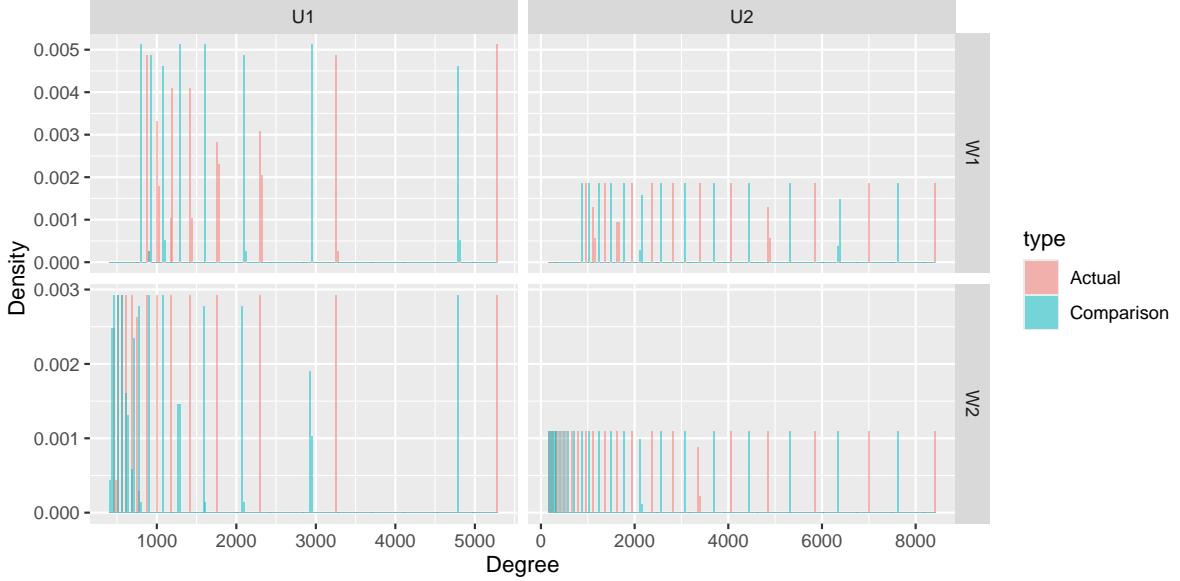


Figure 12: Densities of predicted degrees using equation (26) for experiments with (W_1, U_1) , (W_1, U_2) , (W_2, U_1) and (W_2, U_2) -mixture graphs.

As a baseline comparison method we used a scale-free graph property discussed in Bollobás et al. (2001). For a scale-free graph with n nodes the maximum degree behaves like $\Theta(\sqrt{n})$. Suppose $\deg_{G_{n_i}} v_{(\ell)}$ denotes the ℓ th highest degree in G_{n_i} . Then, for an unseen graph G_{n_j} with n_j nodes we estimate the ℓ th highest degree using

$$\deg_{G_{n_j}} \hat{v}_{(\ell)} = \deg_{G_{n_i}} v_{(\ell)} \times \sqrt{\frac{n_j}{n_i}}, \quad (26)$$

as a means of comparison. Figures 11 and 12 show the results of the four experiments using equations 1 and (26) respectively.

F.1.2 Estimating U with finite partitions

We conduct 4 experiments with different mass-partitions \mathbf{p} corresponding to U . We consider $\mathbf{p}_1 = (\frac{1}{2}, \frac{1}{3}, \frac{1}{6})$ for experiment 1, $\mathbf{p}_2 = (0.27, 0.26, 0.24, 0.23)$ for experiment 2, $\mathbf{p}_3 = (0.1, 0.1, \dots, 0.1)$, i.e., 0.1 repeated 10 times for experiment 3 and $\mathbf{p}_4 \propto (\frac{1}{2}, \frac{1}{3}, \frac{1}{4}, \frac{1}{5}, \frac{1}{6})$ in experiment 4 where the mass-partition is obtained by dividing by $\sum_{i=2}^6 1/i$. For each experiment we use a set of graphs with a given number of nodes and we estimate \hat{k}_i using equation (5), which gives the same result as equation (3). Using \hat{k}_i and equation (4) we estimate the mass-partition.

As a comparison method we use

$$\hat{p}_j = \frac{\deg_{G_{n_i}} v_{(j)}}{\sum_{\ell=1}^{n_i} \deg_{G_{n_i}} v_{\ell}}, \quad (27)$$

i.e., the ratio of the j th highest degree to the sum of all degrees. Figures 13 and 14 show the results of the 4 experiments using equations (4) and (27) respectively.

F.1.3 Estimating U with infinite partitions

In practice we cannot generate a mass-partition with infinite non-zero elements. As such we consider a finite number of partitions from an infinite sequence. For the 4 experiments we consider these sequences: for experiment 1 we want the j th element of the mass-partition $p_j \propto \frac{1}{j+1^{1.2}}$. Noting that we cannot have a mass partition proportional to $\frac{1}{j}$ we consider a relatively low exponent of 1.2. For experiment 2 we consider $p_j \propto \frac{1}{1.2^{j+1}}$. This is a geometric series. For experiment 3 we consider $p_j \propto \frac{1}{(j+1)\log(j+1)}$. For experiment 4 we consider $p_j \propto \frac{1}{(j+1)!}$. For all experiments we consider \mathbf{p} to have 49 elements and rescale the mass-partition to add up to 1.

For each experiment we use a set of graphs and using equation (5) we estimate \hat{k}_i , which are 30, 23, 30 and 4 for the four experiments. Figures 15 and 16 show the estimated and actual p_j values using equations (4) and (27) respectively.

For fast decreasing sequences such as $\frac{1}{(j+1)!}$ a smaller number of elements contribute to a larger sum $\sum_{j=1}^{\hat{k}_i} p_j$ and as such both k_i (the number of hubs with degrees greater than those generated by W) and the estimate \hat{k}_i are small. Notwithstanding this, the estimate \hat{p}_j is quite accurate because the sum $\sum_{j=1}^{\hat{k}_i} p_j$ is quite large. In contrast, for slowly decreasing sequences such as $\frac{1}{j+1^{1.2}}$, as the proportions decrease slowly, the estimate \hat{k}_i is large, but the value $\sum_{j=1}^{\hat{k}_i} p_j$ is not that large. As such \hat{p}_j deviates from p_j quite a bit for small j . This is seen in the topleft subplot of Figure 15, which corresponds to experiment 1. The estimate \hat{k}_i and the sum $\sum_{j=1}^{\hat{k}_i} p_j$ for these 4 experiments are given in Table 3.

Table 3: The estimates \hat{k}_i and $\sum_{j=1}^{\hat{k}_i} p_j$ for infinite U experiments.

Task	Description	Experiment 1	Experiment 2	Experiment 3	Experiment 4
Infinite U	\hat{k}_i	30	23	30	4
	$\sum_{j=1}^{\hat{k}_i} p_j$	0.902	0.985	0.941	0.998

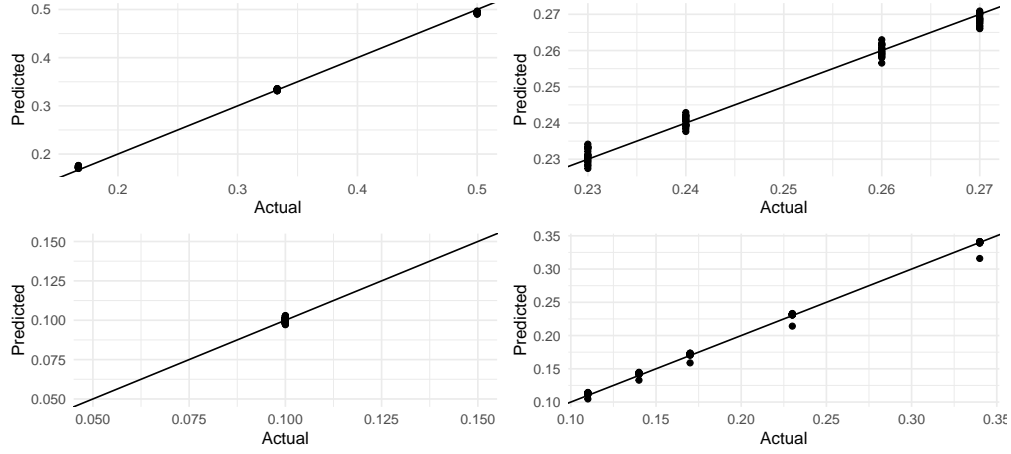


Figure 13: Experiments for U with finite partitions. The actual p_j in mass-partition in $\mathbf{p} = (p_1, \dots, p_n, 0, \dots)$ is given on the x -axis and the predicted \hat{p}_j using equation (4) on the y -axis.

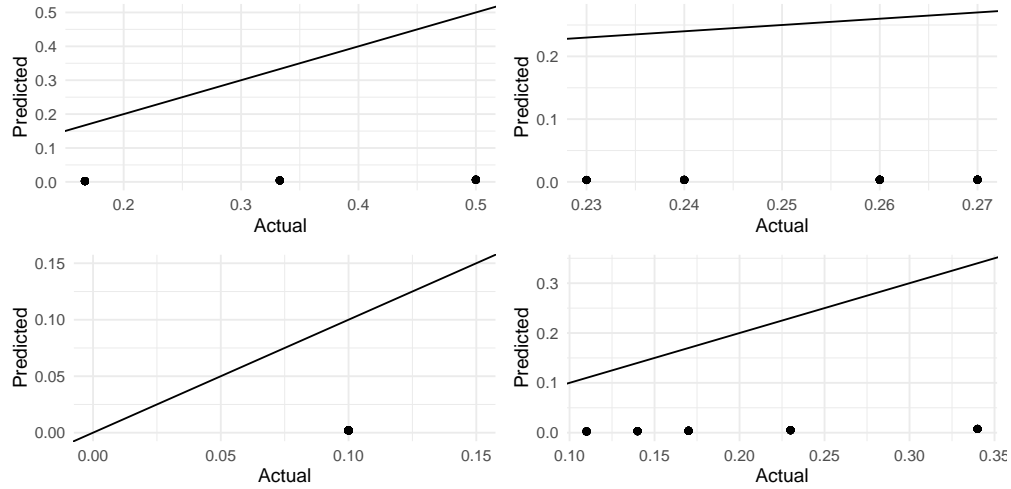


Figure 14: Experiments for U with finite partitions. The actual p_j in mass-partition in $\mathbf{p} = (p_1, \dots, p_n, 0, \dots)$ is given on the x -axis and the predicted \hat{p}_j using equation (27) on the y -axis.

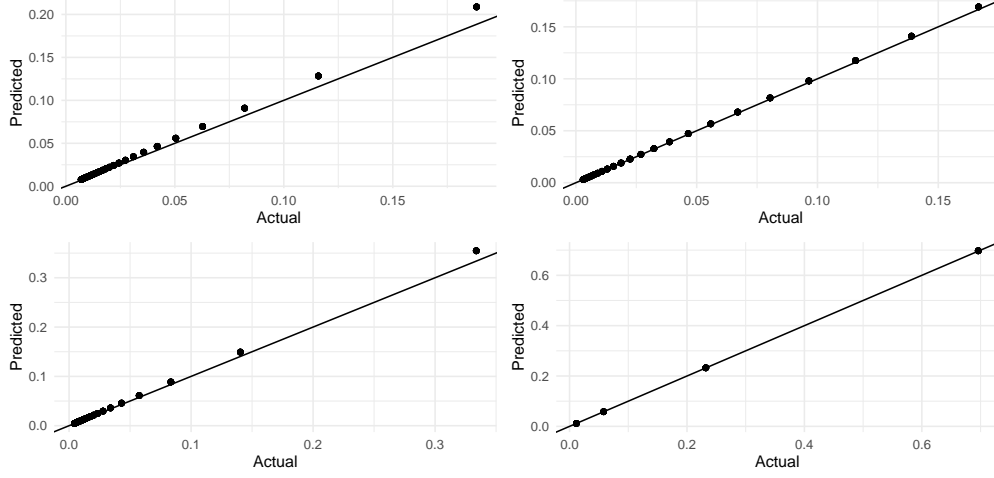


Figure 15: Experiments for infinite mass partition \mathbf{p} with experiment 1 (top left), 2 (top right), 3 (bottom left) and 4 (bottom right). Equation (4) is used to estimate p_i .

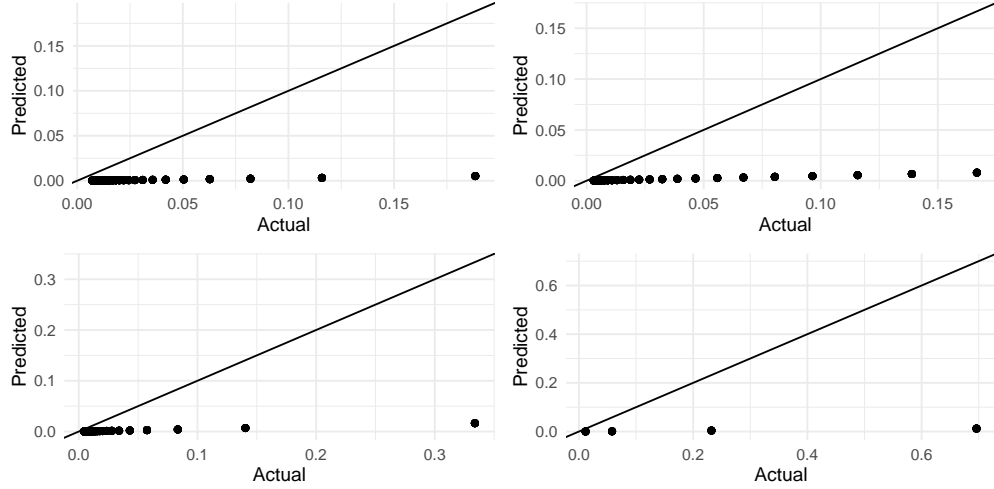


Figure 16: Experiments for infinite mass partition \mathbf{p} with experiment 1 (top left), 2 (top right), 3 (bottom left) and 4 (bottom right). Equation (27) is used to estimate p_i .

F.2 Physics citations dataset

We use the physics citations Hep-PH dataset (Leskovec et al. 2005) where nodes are papers and if paper i cites paper j , then node i is connected to node j . We analyze the growing citation network for months 75, 80, 85, 90, 95 and 100. In each month new papers are published and as such new nodes and edges are added to the the network. For each month ℓ , we consider G_{n_ℓ} as the training graph $G_{n_{\ell+j}}$ for $j \in \{5, 6, 7, 8, 9, 10\}$ as the test graph. We call j the prediction step. Using equation (1) we predict the top 10 degrees of each test graph. Figures 17 and 18 show the results computed using equations 1 and (26), where equation (26) is used as a baseline. Figure 21 shows the absolute errors $|\deg_{G_{n_j}} v_{(\ell)} - \deg_{G_{n_j}} \hat{v}_{(\ell)}|$ grouped by the prediction step for both the proposed method and the baseline.

F.3 Social network dataset

Using Facebook (FB) links dataset (Viswanath et al. 2009) we consider training graphs G_{n_ℓ} on days $\ell \in \{500, 520, 540, 560, 580, 600\}$. We consider prediction steps $j \in \{50, 60, 70, 80, 90, 100\}$ and predict the top-10 degrees in test graphs $G_{n_{\ell+j}}$ for j in the set above. Figures 19 and 20 show predicted degrees using equations (1) and (26) respectively. Figure 22 shows the absolute errors $|\deg_{G_{n_j}} v_{(\ell)} - \deg_{G_{n_j}} \hat{v}_{(\ell)}|$ grouped by the prediction step for both the proposed method and the baseline.

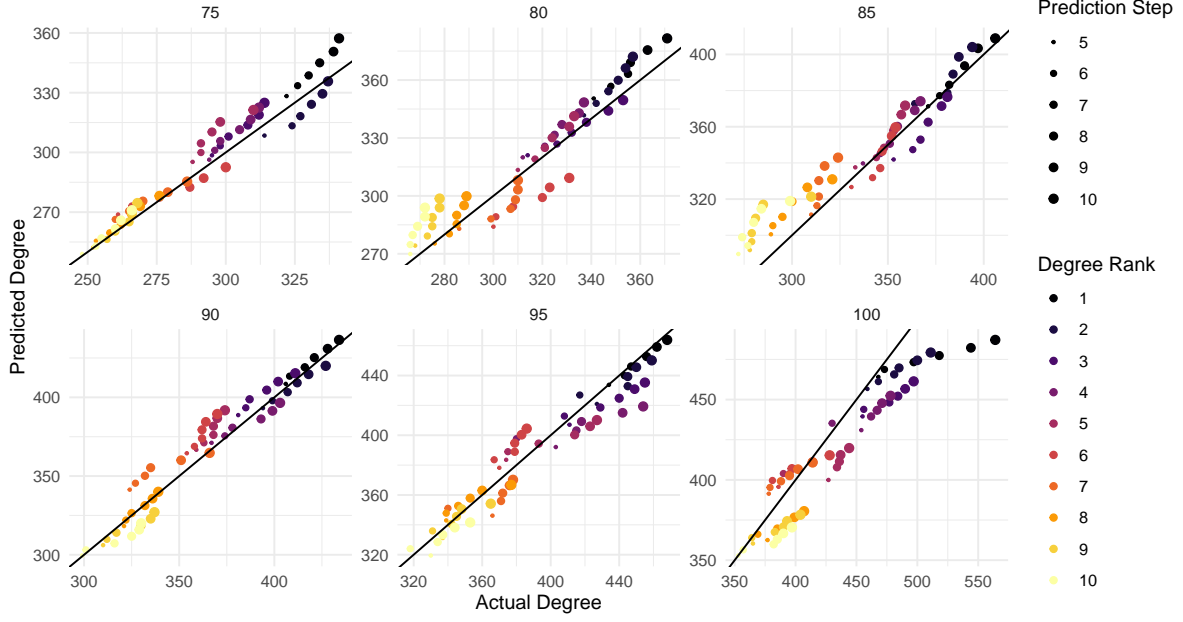


Figure 17: The top-10 predicted and actual degrees for the Hep-PH dataset using training graphs G_{n_ℓ} for $\ell \in \{75, 80, 85, 90, 95, 100\}$ and test graphs $G_{n_{\ell+j}}$ for $j \in \{5, 6, 7, 8, 9, 10\}$. The top-10 degrees of each test graph are predicted using equation (1). Different sizes are used to depict the prediction step j and colors are used to depict the degree ranks. The line $y = x$ is drawn to illustrate how close the predicted values are to the actual values.

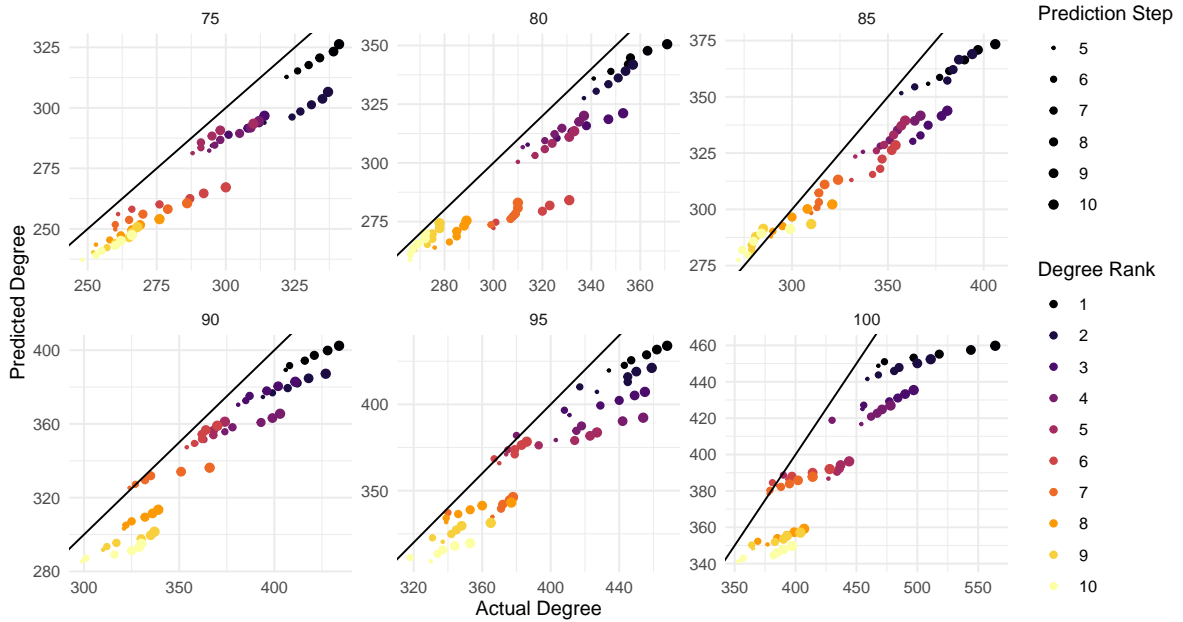


Figure 18: The top-10 predicted and actual degrees for the Hep-PH dataset using training graphs G_{n_ℓ} for $\ell \in \{75, 80, 85, 90, 95, 100\}$ and test graphs $G_{n_{\ell+j}}$ for $j \in \{5, 6, 7, 8, 9, 10\}$. The top-10 degrees of each test graph are predicted using equation (26). Different sizes are used to depict the prediction step j and colors are used to depict the degree ranks. The line $y = x$ is drawn to illustrate how close the predicted values are to the actual values.

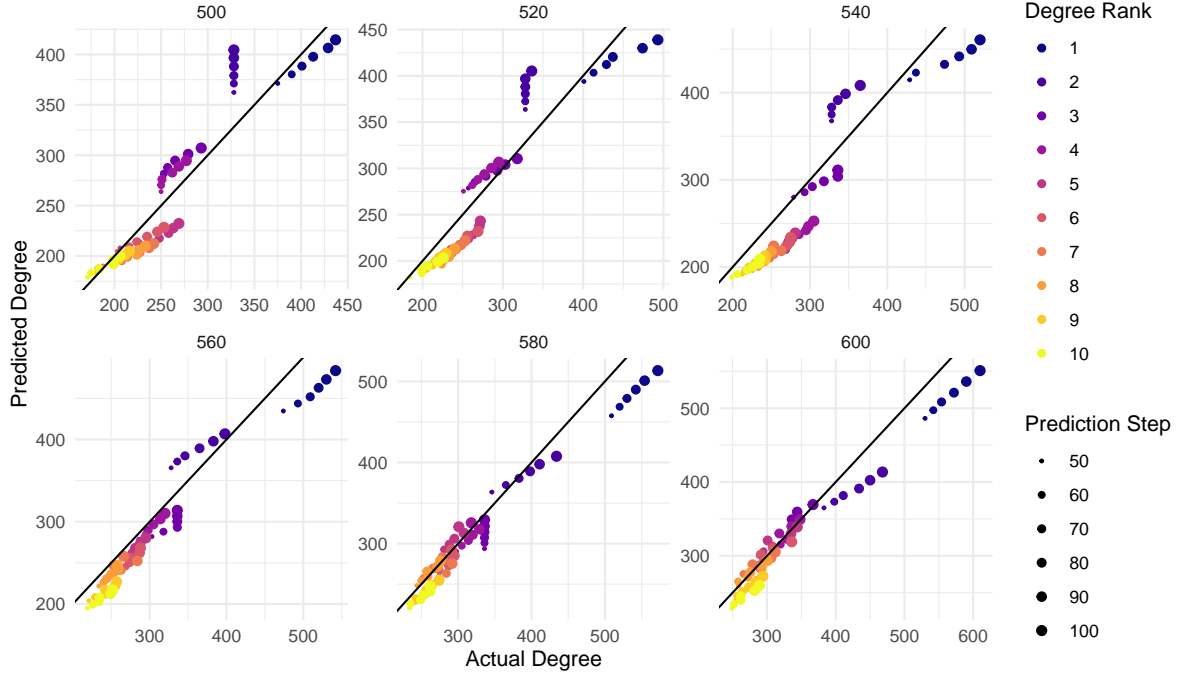


Figure 19: The top-10 predicted and actual degrees for the FB dataset using training graphs G_{n_ℓ} for $\ell \in \{500, 520, 540, 560, 580, 600\}$ and test graphs $G_{n_{\ell+j}}$ for $j \in \{50, 60, 70, 80, 90, 100\}$. The top-10 degrees of each test graph are predicted using equation (1). Different sizes are used to depict the prediction step j and colors are used to depict the degree ranks. The line $y = x$ is drawn to illustrate how close the predicted values are to the actual values.

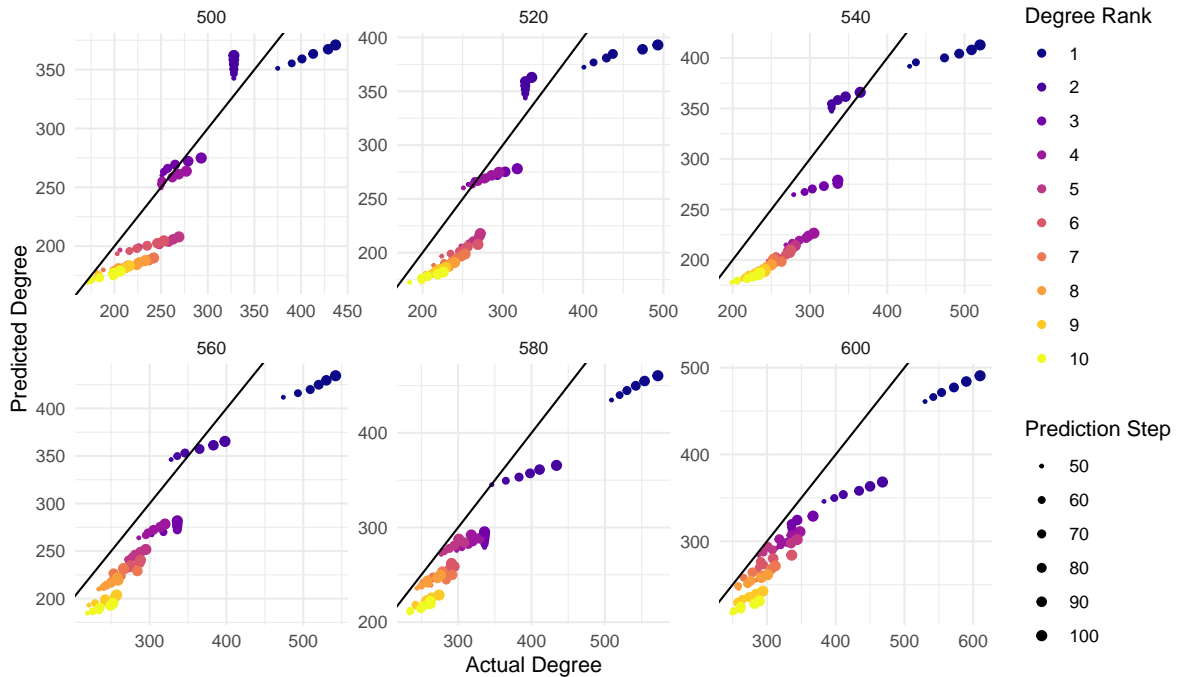


Figure 20: The top-10 predicted and actual degrees for the FB dataset using training graphs G_{n_ℓ} for $\ell \in \{500, 520, 540, 560, 580, 600\}$ and test graphs $G_{n_{\ell+j}}$ for $j \in \{50, 60, 70, 80, 90, 100\}$. The top-10 degrees of each test graph are predicted using equation (26). Different sizes are used to depict the prediction step j and colors are used to depict the degree ranks. The line $y = x$ is drawn to illustrate how close the predicted values are to the actual values.

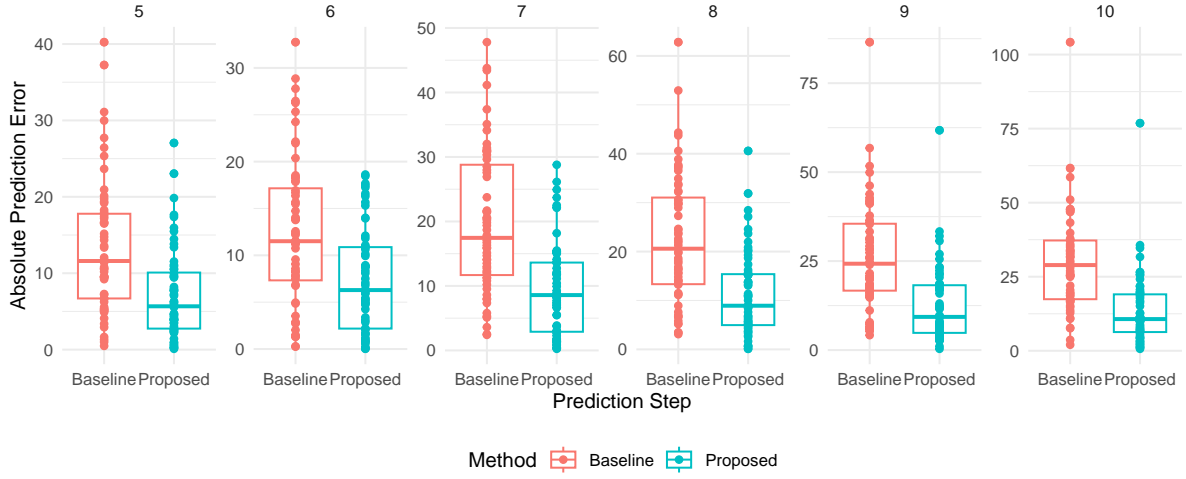


Figure 21: Absolute errors $|\deg_{G_{n_j}} v_{(\ell)} - \deg_{G_{n_j}} \hat{v}_{(\ell)}|$ for Hep-PH dataset grouped by the prediction step for proposed method and the baseline.

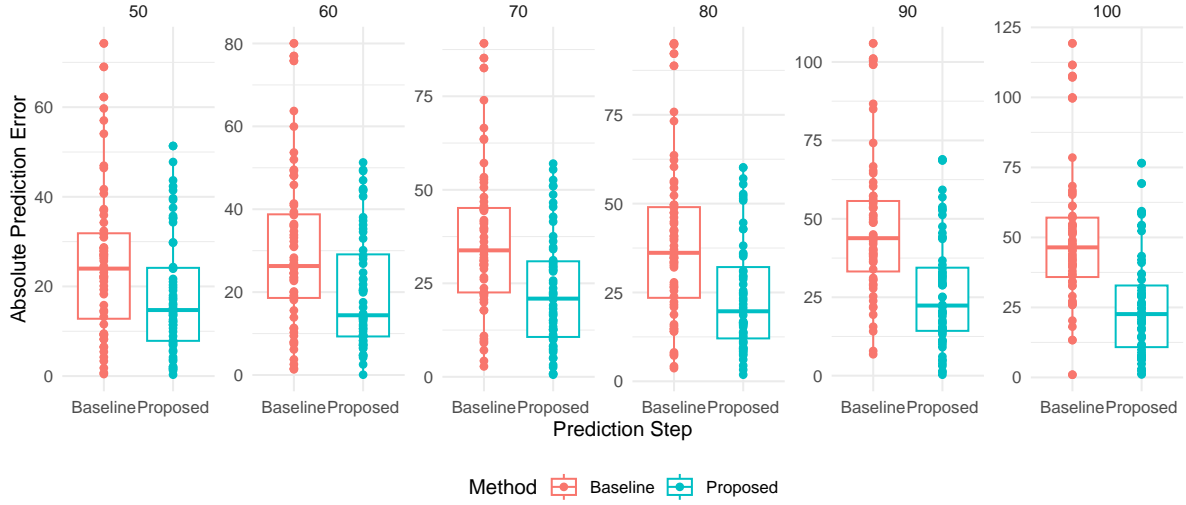


Figure 22: Absolute errors $|\deg_{G_{n_j}} v_{(\ell)} - \deg_{G_{n_j}} \hat{v}_{(\ell)}|$ for FB dataset grouped by the prediction step for proposed method and the baseline.