

New Sorting Algorithm Wave Sort (W-Sort)

JIA XU WEI, University of California, Davis, USA

Modern comparison sorts like quicksort suffer from performance inconsistencies due to suboptimal pivot selection, leading to $O(N^2)$ worst-case complexity, while in-place merge sort variants face challenges with data movement overhead. We introduce Wave Sort, a novel in-place sorting algorithm that addresses these limitations through a dynamic pivot selection strategy. Wave Sort iteratively expands a sorted region and selects pivots from this growing sorted portion to partition adjacent unsorted data. This approach ensures robust pivot selection irrespective of dataset size, guarantees a logarithmic recursion stack depth, and enables efficient in-place sorting. Our analysis shows a worst-case comparison complexity bounded by $O(N(\log N)^2)$ with a small constant factor. Experimental results demonstrate that Wave Sort requires significantly fewer comparisons than quicksort on average (approximately 24% less) and performs close to the theoretical minimum, while also incorporating adaptive techniques for efficient handling of presorted sequences. Wave Sort offers a compelling alternative for applications demanding consistent, predictable, and in-place sorting performance.

CCS Concepts: • **Theory of computation** → **Sorting and searching**.

Additional Key Words and Phrases: Sorting algorithms, In-place sorting algorithms, Analysis of algorithms

ACM Reference Format:

Jia Xu Wei. 2018. New Sorting Algorithm Wave Sort (W-Sort). *J. ACM* 37, 4, Article 111 (August 2018), 15 pages. <https://doi.org/XXXXXXX.XXXXXXX>

1 Introduction

The primary cause of inconsistent performance in modern quicksort implementations [7] is lopsided partitions resulting from suboptimal pivot values. This can lead to a significant increase in both the number of comparisons and the depth of the recursion stack, degrading performance from an average of $O(N\log N)$ to a worst-case of $O(N^2)$. Due to the computational cost associated with selecting a perfectly balanced pivot, current implementations often employ heuristic methods, such as "median of three" [7]. While these methods attempt to choose a pivot from a representative sample, their efficacy can diminish as the dataset size increases because the sample size remains constant and does not scale accordingly. To ensure robust pivot selection irrespective of dataset size, the selection process would ideally need to be dynamic, considering an increasingly larger portion of the data. However, this approach typically increases computational overhead.

Standard merge sort [8] guarantees a comparison time of $O(N\log N)$ and logarithmic stack depth, but it requires additional linear space $O(N)$ and involves $O(N\log N)$ data movements. While in-place merge sort variants [5] eliminate the need for additional space, the complexity of comparison and element movement often increases with higher constant factors. [4]

We introduce wave sort, a divide-and-conquer, in-place sorting algorithm designed to address the aforementioned shortcomings of quicksort and merge sort. The algorithm commences by sorting an initial small portion of the data. It then utilizes the median value of this sorted portion as the pivot to partition and sort progressively larger segments of the data until the entire dataset is sorted.

Author's Contact Information: Jia Xu Wei, University of California, Davis, Davis, USA, jxuwei@ucdavis.edu.

Permission to make digital or hard copies of all or part of this work for personal or classroom use is granted without fee provided that copies are not made or distributed for profit or commercial advantage and that copies bear this notice and the full citation on the first page. Copyrights for components of this work owned by others than the author(s) must be honored. Abstracting with credit is permitted. To copy otherwise, or republish, to post on servers or to redistribute to lists, requires prior specific permission and/or a fee. Request permissions from permissions@acm.org.

© 2018 Copyright held by the owner/author(s). Publication rights licensed to ACM.

ACM 1557-735X/2018/8-ART111

<https://doi.org/XXXXXXX.XXXXXXX>

This strategy effectively expands the algorithm's "frame of reference" for selecting a balanced pivot by leveraging already sorted sections of the array. Adaptive sorting is integrated to handle presorted sequence. It is also easy to effectively trade off comparison for element movement. While leapfrogging samplesort[1] and some variations[3] employ a similar concept, their implementations often lack efficient block swap mechanisms, potentially leading to extra element moves. Furthermore, applying adaptive sorting techniques to these existing variations can be challenging.[2]

Experimental work indicates that, on average, wave sort uses significantly fewer comparisons than quicksort (approximately 24% less) and a comparable number of element moves. The worst-case comparison complexity for wave sort is $O(N(\log N)^2)$, notably with a small constant factor (approximately $\frac{1}{4}$). Adaptive sorting techniques are integrated into wave sort to efficiently handle partially or fully presorted sequences. Additionally, the recursion stack depth is inherently restricted to logarithmic depth. Unlike introsort[6], wave sort achieves this without requiring explicit monitoring of the stack depth.

2 Core Algorithm

The algorithm is named **wave sort** because its active working set dynamically expands and contracts during execution, resembling the motion of a wave as it processes the data. Wave sort comprises two primary operations: **up-wave** and **down-wave**. The **up-wave** operation is responsible for expanding the currently sorted region to incorporate an adjacent unsorted portion of the data. Once this expanded working set (containing both the established sorted part and the newly included unsorted part) is defined, it is passed to the **down-wave** operation for sorting. The **down-wave** operation then sorts the unsorted portion within this working set using a divide-and-conquer approach. Crucially, pivots for partitioning the unsorted data are selected from the already sorted portion of the working set.

The overall process is iterative:

- (1) An up-wave phase identifies and incorporates new unsorted data adjacent to the existing sorted region.
- (2) A subsequent down-wave phase sorts this newly included unsorted data, thereby enlarging the overall sorted region. This cycle repeats until the entire sequence is sorted.

During a down-wave operation:

- If the unsorted portion within the current working set becomes fully sorted, the down-wave operation for that set is complete. The process may then loop back to the up-wave operation to further expand the now larger sorted region.
- If the sorted portion (which acts as the pivot provider) is "exhausted" (all its elements have been used as pivots, or its length is too short for effective partitioning) before the current unsorted portion is fully sorted, the remaining unsorted data is handled by initiating a new up-wave operation. This new operation will establish a new sorted base to continue sorting the remainder.

To simplify the description, and without loss of generality, the following assumptions are made:

- (1) The array is to be sorted in **ascending order** (i.e., from the least value to the greatest, with the least value ultimately residing at the leftmost position of the sorted array).
- (2) The sorting process initiates from the rightmost end. An initial small segment at this end is sorted first, and then the "wave" of sorting progresses towards the other end.

2.1 Driver function

This function serves as the initial entry point, handling the base case for sequences with fewer than two elements by simply returning. For sequences of two or more elements, it delegates the core sorting logic to the core algorithm.

```

1 type seq []int
2
3 func (s seq) WaveSort() {
4     if len(s) < 2 {
5         return
6     }
7     s.upwave(0, len(s)-1)
8 }

```

Listing 1. Driver function

2.2 up-wave

Wave sort commences by establishing an initial sorted segment within the array. Analogous to dynamic programming, this establishes a base case or solves an initial "subproblem." This initial segment can be as small as a single element (which is inherently considered sorted) or a larger portion sorted using a conventional algorithm.

Following the establishment of this initial sorted segment, the **up-wave** operation takes charge. Its primary role is to iteratively expand the bounds of the active working set to incorporate adjacent unsorted data. After each expansion, the up-wave operation passes the newly defined working set (comprising the current sorted region and the newly included unsorted data) to the **down-wave** operation for sorting.

Once the down-wave completes sorting this set, thereby enlarging the overall sorted region, the up-wave operation re-engages to expand the working set further. This cycle continues until the entire array is sorted. The up-wave thus serves as the main driver and entry point for the overall wave sort process. The mechanics of the up-wave process are illustrated in Fig. 1, and Listing 2.

```

1 func (s seq) upwave(start, end int) {
2     if start == end {
3         return
4     }
5     sortedStart := end
6     sortedLength := 1
7     leftBound := end - 1
8     length := end - start + 1
9     for {
10        s.downwave(leftBound, sortedStart, end)
11        sortedStart = leftBound
12        sortedLength = end - sortedStart + 1
13        if length < sortedLength<<2 {
14            break
15        }
16        leftBound = end - sortedLength<<1 + 1
17    }
18    s.downwave(start, sortedStart, end)

```

```
19 }
```

Listing 2. Up-wave Algorithm

2.3 down-wave

Before diving into the details of the down-wave, it is necessary to introduce two sub-processes: partitioning and block swapping.

2.3.1 Partitioning. Partitioning splits the sequence into two parts: the left part contains elements less than the pivot, and the right part contains elements greater than the pivot. The function returns the index of the split point, which lies within the greater part.

Initialize pointer i to one position before the first element, and pointer j to one position after the last element. Let p be the pivot. Increment i until the element at index i is greater than or equal to the pivot. If $i == j$, return i as the middle index m . Then decrement j until the element at index j is less than or equal to the pivot. If $j == i$, return i as the middle index m . Swap the elements at indices i and j . Repeat this process. The partitioning process is illustrated in Fig. 2 and Listing 3.

```
1 func (s seq) partition(l, r, p int) int {
2     i, j := l-1, r
3     for {
4         for {
5             i++
6             if i == j {
7                 return i
8             }
9             if s.less(p, i) {
10                break
11            }
12        }
13        for {
14            j--
15            if j == i {
16                return i
17            }
18            if s.less(j, p) {
19                break
20            }
21        }
22        s.swap(i, j)
23    }
24 }
```

Listing 3. Partitioning Algorithm

2.3.2 Block swapping. Partitioning divides the unsorted portion into left and right blocks, separated by index m . The sorted portion is also split into left and right blocks, separated by the pivot. In the block swapping process, the right block of the unsorted portion (which becomes the left block in the swap) is exchanged with the left block of the sorted portion (which becomes the right block in the swap).

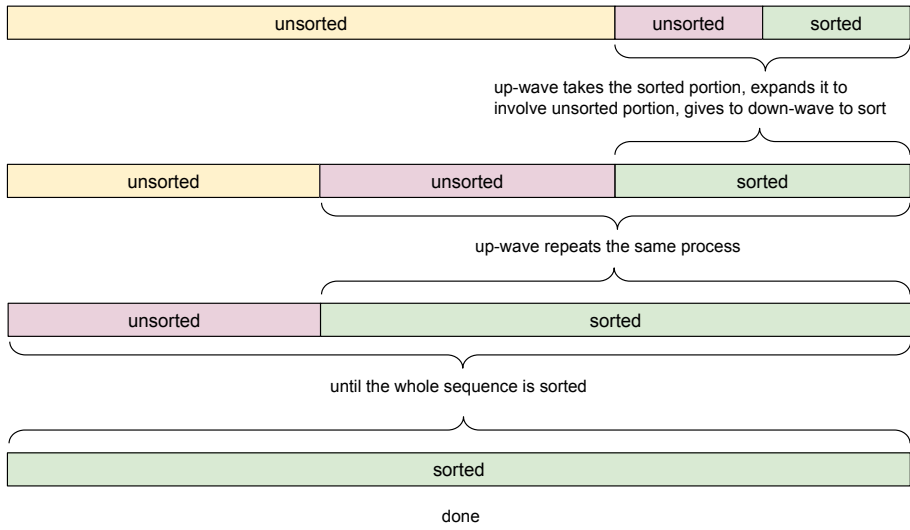


Fig. 1. up-wave

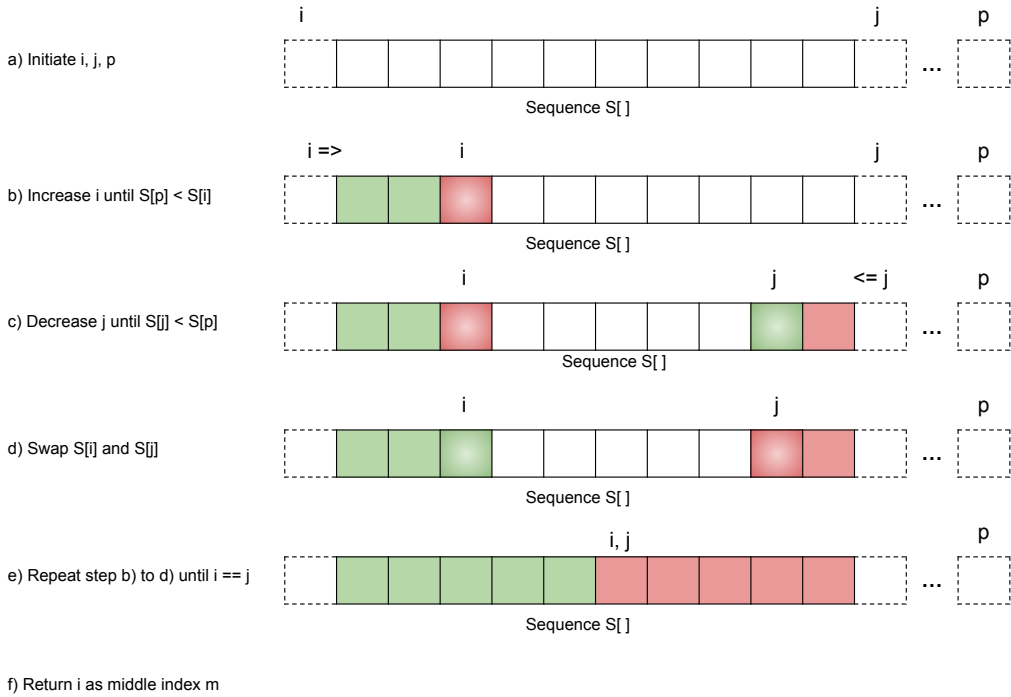


Fig. 2. Partitioning

If the left block is shorter than the right block, define its length as $ll = r - m$, where r is the index of the first element in the right block, and m is the index of the first element in the left block. Set $nm = p - ll + 1$, and initialize $j = m$. Store the element at index m in a temporary variable. Move the element at index $j + ll$ to index j , then update j to $j + ll$. If $j \geq nm$, replace the element at index $j + ll$ with the one at index $j - nm + m$. Repeat this process for $p - m + 1$ iterations, as shown in Listing 4.

```

1 func (s seq) blockSwap_sl(m, p, ll int) {
2     tmp := s[m]
3     init := m
4     j := m
5     nm := p - ll + 1
6     var k int
7     for range p - m + 1 {
8         if j >= nm {
9             k = j - nm + m
10            if k == init {
11                init++
12                s[j] = tmp
13                j = init
14                tmp = s[j]
15                continue
16            }
17        } else {
18            k = j + ll
19        }
20        s[j] = s[k]
21        j = k
22    }
23 }

```

Listing 4. Short left

If the left block is not shorter than the right one, swap elements between the right and left blocks one by one. Only a portion of the unsorted block, equal in size to the sorted block, is moved, as shown in Listing 6.

```

1 func (s seq) blockSwap_sr(m, r, p int) {
2     i := m
3     tmp := s[i]
4     j := r
5     for j < p {
6         s[i] = s[j]
7         i++
8         s[j] = s[i]
9         j++
10    }
11    s[i] = s[j]
12    s[j] = tmp

```

```
13 }
```

Listing 5. Short right

All together, the two scenarios are decided by the function shown in Listing 6.

```
1 func (s seq) blockSwap(m, r, p int) {
2     ll := r - m
3     if ll == 0 {
4         return
5     }
6     lr := p - r + 1
7     if lr <= ll {
8         s.blockSwap_sr(m, r, p)
9         bs += lr << 1
10        return
11    }
12    s.blockSwap_sl(m, p, ll)
13 }
```

Listing 6. blockSwap

In both cases, each element is moved only once, with minimal use of a temporary variable. This ensures maximum efficiency. The block swap process is illustrated in Fig. 3.

2.3.3 down-wave process.

The down-wave selects the median of the sorted portion as the pivot and performs partitioning on the unsorted portion. This partition returns a middle index m , which acts as the delimiter between two subsets. Since the pivot corresponds to the median of the sorted portion, the partition ensures that the elements in the left and right subsets of the unsorted section fall on the correct sides of the pivot in the final sorted array.

Specifically, the elements to the left of m in the unsorted portion, along with those to the left of the pivot in the sorted portion, belong to the left of the pivot in the final output. Conversely, the elements to the right of m in the unsorted portion and to the right of the pivot in the sorted portion belong to the right of the pivot. A block swap is performed to exchange the right subset of the unsorted portion with the left subset of the sorted portion. This results in two new sections, each composed of an unsorted part on the left and a sorted part on the right.

The same partition and block swap operations are recursively applied to these new sections, progressively forming smaller subsections with the same structure. This continues until either the sorted or unsorted portion is fully exhausted. If the sorted portion is exhausted, an up-wave can be initiated to process the remaining unsorted portion, starting from its rightmost elements. If the unsorted portion is exhausted, the sorting process is complete. The down-wave procedure is illustrated in Fig. 4 and Listing 7.

```
1 func (s seq) downwave(start, sortedStart, end int) {
2     if sortedStart-start == 0 {
3         return
4     }
5     p := sortedStart + (end-sortedStart)/2
6     m := s.partition(start, sortedStart, p)
7     if m == sortedStart {
```

```

8      if p == sortedStart {
9          s.upwave(start, sortedStart-1)
10         return
11     }
12     s.downwave(start, sortedStart, p-1)
13     return
14 }
15 s.blockSwap(m, sortedStart, p)
16 if m == start {
17     if p == sortedStart {
18         s.upwave(m+1, end)
19         return
20     }
21     p++
22     s.downwave(m+p-sortedStart, p, end)
23     return
24 }
25 if p == sortedStart {
26     s.upwave(start, m-1)
27     s.upwave(m+1, end)
28     return
29 }
30 s.downwave(start, m, m+p-sortedStart-1)
31 s.downwave(m+p-sortedStart+1, p+1, end)
32 }

```

Listing 7. Down-wave

3 Analysis

Let the length of the sequence be n , and the length of the sorted portion be ls . If ls is odd, it can be expressed as $2m + 1$. The probability that the median of the sorted portion appears at position i in the sequence is:

$$p(i) = \frac{\binom{m}{i-1} \cdot \binom{m}{n-i}}{\binom{n}{2m+1}}$$

If ls is even, it can be expressed as $2m$. In this case, the probability that the median appears at position i is:

$$p(i) = \frac{\binom{m-1}{i-1} \cdot \binom{m}{n-i}}{\binom{n}{2m}}$$

The probability of evenly dividing the unsorted portion is greater than $\frac{1}{n}$, as is the case in quicksort. Therefore, the average number of comparisons is expected to be closer to the best case than in quicksort. To simplify the analysis, assume the expansion ratio of the up-wave is 2; that is, each up-wave step doubles the size of the working set from the sorted portion. In the best case, the total number of comparisons for the largest up-wave working set is bounded by C_0 :

$$C_0 = \frac{n}{2} + \left(\frac{n}{4} + \frac{n}{4}\right) + \dots = \frac{n}{2} \log_2 \frac{n}{2}$$

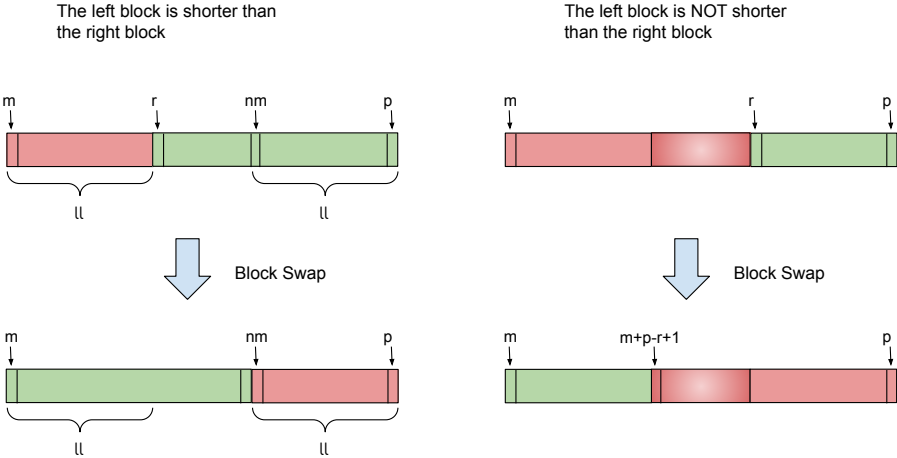


Fig. 3. block swapping

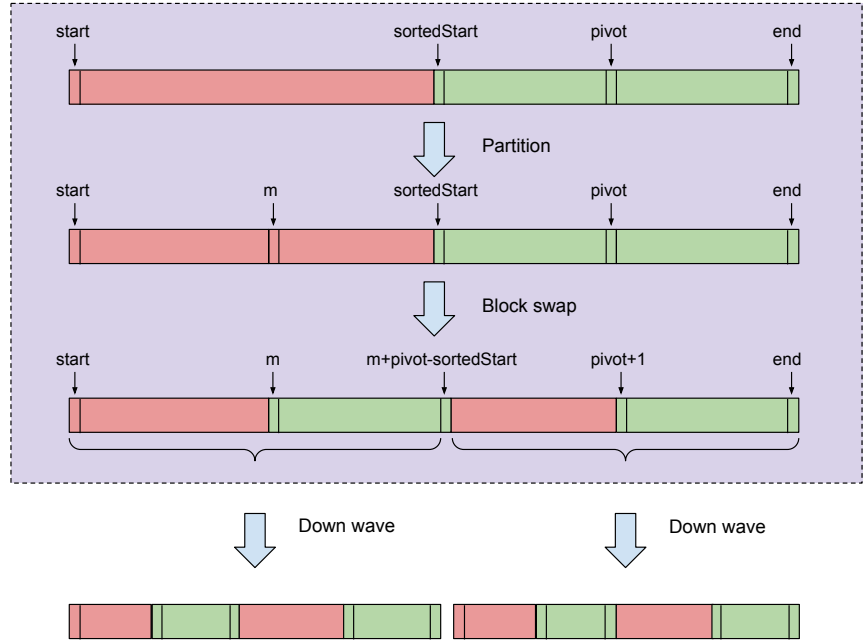


Fig. 4. down wave

The difference is in each division step of the down-wave, the pivot is removed from the sorted subset. The comparisons for the next smaller working set are bounded by C_1 :

$$C_1 = \frac{n}{4} \log_2 \frac{n}{4}$$

Thus, the total comparison is less than C_b :

$$C_b = C_0 + C_1 + \dots = n \log_2 n - (n - 1)$$

In the worst case, each comparison provides the minimum information (lowest entropy). Assuming a sorted sequence for analysis, the total number of comparisons is denoted by C_w :

$$C_w = \frac{n}{4} \left(\log_2^2 n - \log_2 \frac{n}{4} \right)$$

The maximum stack depth is approximately $\log_2 n$. In the worst case, the stack depth is less than:

$$\frac{1}{2} (\log_2^2 n + \log_2 n)$$

4 Experimental Results

Experimental code was run on randomly shuffled sequences and compared to quicksort. Results demonstrate that the basic wave sort algorithm performs close to the theoretical minimum comparison limit of $\log_2(n!)$. Across multiple experiments, wave sort required approximately 1% more comparisons than this theoretical limit on average. This efficiency gap decreases as sequence length increases (See table 1).

Though wave sort requires fewer comparisons than quicksort, it performs more data swaps and requires additional block swaps. In wave sort, each block swap moves each element once and minimizes access to the temporary variable to only once in most cases. Each swap is equivalent to approximately 3 block swaps. The total data movement in basic wave sort is more than twice that of quicksort (See table 2).

In practice, many sequences encountered are presorted or partially presorted. Wave sort exhibits its worst-case performance when processing fully presorted sequences (See table 3).

5 Adaptive Improvement

For sorted or partially sorted sequences, regardless of whether they are reversed, an additional check is incorporated into the up-wave to identify the longest presorted sequence as the sorted portion. For a fully sorted sequence, this results in only $n - 1$ comparisons. If the sequence is completely reversed, the number of swaps is reduced to $\frac{n}{2}$. This modification effectively short-circuits the processing of presorted sequences (see Listing 8 and table 4).

```

1 func (s seq) upwave(start, end int) {
2     if start == end {
3         return
4     }
5     sortedStart := s.preSorted(start, end)
6     sortedLength := end - sortedStart + 1
7     leftBound := end - sortedLength << 1 + 1
8     length := end - start + 1
9     for leftBound > start {
10         s.downwave(leftBound, sortedStart, end)
11         sortedStart = leftBound
12         sortedLength = end - sortedStart + 1

```

```

13         if length < sortedLength<<2 {
14             break
15         }
16         leftBound = end - sortedLength<<1 + 1
17     }
18     s.downwave(start, sortedStart, end)
19 }
20
21 func (s seq) preSorted(start, end int) int {
22     du := false
23     i := end
24     for i > start {
25         if du {
26             if s.less(i, i-1) {
27                 return I
28             }
29             i--
30             continue
31         }
32         if s.less(i-1, i) {
33             if i == end {
34                 du = true
35                 i--
36                 continue
37             }
38             s.reverse(i, end)
39             return i
40         }
41         i--
42     }
43     if du {
44         return start
45     }
46     s.reverse(start, end)
47     return start
48 }
49
50 func (s seq) reverse(start, end int) {
51     i := start
52     j := end
53     for range (end - start + 1) / 2 {
54         s.swap(i, j)
55         i++
56         j--
57     }
58 }

```

Listing 8. Adaptive Wave Sort

As the adaptive approach adds one more step to check the boundary of the sorted sequence, the number of comparisons increases slightly. This approach trades off swaps for block swaps. The comparisons increase by approximately 0.6%. The number of swaps decreases by approximately 1%, while block swaps decrease by approximately 7% (See table 5).

6 Trade off Comparison for Swap

The average comparison count of wave sort is quite close to the theoretical limit, leaving only a small margin for improvement. In practice, comparisons usually cost more than swaps on complex data structures, as comparisons require examining the content of the data structure while swaps only require exchanging pointers to the content. Therefore, fewer comparisons are generally preferred. However, in some cases, trading comparisons for swaps may be advantageous.

Since wave sort performs more than twice the swaps compared to quicksort, there is room for optimization if such trade-offs prove beneficial. The basic strategy is to increase the expansion rate in the up-wave so that partitioning works more effectively to reduce swaps. In both down-wave and up-wave processes, sorting short sequences with insertion sort can replace swaps with block swaps for greater efficiency. The smaller sorted portions also reduce the number of block swaps required. An implementation showing these trade-offs is present in Listing 9

```

1 func (s seq) upwave(start, end int) {
2     length := end - start + 1
3     if length == 1 {
4         return
5     }
6     if length <= 8 {
7         s.insertSort(start, end)
8         return
9     }
10    sortedStart := s.preSorted(start, end)
11    sortedLength := end - sortedStart + 1
12    sortedLength <= 4
13    leftBound := end - sortedLength + 1
14    for leftBound > start {
15        s.downwave(leftBound, sortedStart, end)
16        sortedStart = leftBound
17        sortedLength = end - sortedStart + 1
18        if length <= sortedLength << 6 {
19            break
20        }
21        sortedLength <= 4
22        leftBound = end - sortedLength + 1
23    }
24    s.downwave(start, sortedStart, end)
25 }
26
27 func (s seq) downwave(start, sortedStart, end int) {
28     unsortedLength := sortedStart - start
29     if unsortedLength == 0 {
30         return

```

```

31     }
32     lr := end - sortedStart
33     if lr == 0 {
34         if unsortedLength < 8 {
35             s.insertSort(start, end)
36             return
37         }
38         s.upwave(start, end)
39         return
40     }
41     p := sortedStart + lr/2
42     ...
43 }
44
45 func (s seq) insertSort(l, r int) {
46     sortedIndex := l + 1
47     for sortedIndex <= r {
48         i := sortedIndex
49         for i > l {
50             if s.less(sortedIndex, i-1) {
51                 i--
52                 continue
53             }
54             break
55         }
56         if i < sortedIndex {
57             tmp := s[sortedIndex]
58             for j := sortedIndex; j > i; j-- {
59                 s[j] = s[j-1]
60             }
61             s[i] = tmp
62         }
63         sortedIndex++
64     }
65 }

```

Listing 9. Trade-off Comparison

A typical trade-off result is shown in Table 6 with the implementation demonstrated in the code above. One comparison trades for approximately 4 swaps plus 80 block swaps, which is equivalent to approximately 31 swaps (See table 6). More detailed mathematical analysis is required to determine the optimal expansion rate. Generally, the longer the sorted portion, the larger the expansion rate should be, based on the probability equation provided above.

7 Conclusion

In this paper, we introduced Wave Sort, a novel divide-and-conquer in-place sorting algorithm designed to address key limitations found in widely used comparison sorts. By employing a dynamic pivot selection strategy that leverages an expanding sorted region within the array, Wave Sort overcomes the pivot inconsistency issues that can lead to $O(N^2)$ worst-case performance in

sequence size, n	wave sort	quick sort	$\log(n!)$	C_b
2^{20}	19,680,967	26,070,556	19,458,756	19,922,945
2^{21}	41,459,069	55,091,250	41,014,653	41,943,041
2^{22}	87,113,082	115,662,060	86,223,598	88,080,385
2^{23}	182,613,766	243,388,480	180,835,793	184,549,377

Table 1. Average Comparison

sequence size, n	wave sort, swap	wave sort, block swap	quick sort, swap
2^{20}	5,001,848	16,984,185	4,757,387
2^{21}	10,528,024	36,064,105	9,994,835
2^{22}	22,104,628	76,317,658	20,976,731
2^{23}	46,307,301	161,022,256	43,869,539

Table 2. Average Swap

sequence size, n	wave sort	C_w
2^{20}	100,139,008	100,139,008
2^{21}	221,249,536	221,249,536
2^{22}	486,539,264	486,539,264
2^{23}	1,065,353,216	1,065,353,216

Table 3. Worst Comparison

sequence size, n	wave sort adaptive	reverse swap
2^{20}	1,048,575	524,288
2^{21}	2,097,151	1,048,576
2^{22}	4,194,303	2,097,152
2^{23}	8,388,607	4,194,304

Table 4. Adaptive Presorted

sequence size, n	comparison	swap	block swap
2^{20}	19,824,134	4,972,230	15,569,767
2^{21}	41,729,429	10,458,356	33,523,711
2^{22}	87,669,368	21,975,151	70,442,223
2^{23}	183,615,126	45,971,847	152,140,092

Table 5. Adaptive Average

sequence size, n	comparison	swap	block swap
2^{20}	19,853,004	4,467,539	4,459,874
2^{21}	41,996,088	9,462,760	7,691,231
2^{22}	88,300,820	19,888,658	14,535,769
2^{23}	185,437,750	41,802,470	26,231,740

Table 6. Trade off Comparison for Swap

quicksort. Unlike standard merge sort, Wave Sort achieves sorting in-place, avoiding the need for $O(N)$ auxiliary space, and ensures a consistent, low logarithmic recursion stack depth without the need for explicit monitoring, presenting an advantage over algorithms like Introsort in memory-constrained environments.

Our analysis indicates a worst-case comparison complexity of $O(N(\log N)^2)$ with a small constant factor ($\approx \frac{1}{4}$). Experimental evaluation on randomly shuffled data demonstrated that Wave Sort achieves an average comparison count significantly lower than quicksort (approximately 24% less) and remarkably close to the theoretical minimum of $O(N \log N)$, aligning with our analytical expectations. Furthermore, the algorithm is readily adaptable to handle partially or fully presorted and reversed sequences with high efficiency, achieving linear time complexity in these best-case scenarios through the integrated adaptive improvement. While the basic implementation involves more data movement operations than quicksort, we showed that the algorithm's structure allows for effective trade-offs to reduce swaps by increasing comparison operations, depending on the relative costs in a given application context.

Wave Sort presents a compelling alternative for scenarios requiring efficient in-place sorting with predictable performance characteristics. Its combination of guaranteed logarithmic stack depth, favorable average comparison performance, and bounded worst-case behavior positions it as a strong candidate for replacing algorithms like in-place merge sort variants and Introsort in standard library implementations, especially where robust and consistent sorting is paramount.

Future work includes conducting a more detailed formal analysis to determine the optimal parameters for trading comparisons against element moves across various data types and hardware architectures, thereby maximizing practical performance. Further research could also explore variations in the initial sorted segment size, alternative median or pivot selection strategies from the sorted portion, potential parallelization of the algorithm, and its applicability to related sorting problems or data structures. Wave Sort represents a promising direction for advancing the state of the art in in-place comparison sorting by effectively balancing theoretical elegance with practical performance considerations.

Acknowledgments

For my father, Wei Wei, who motivated me to write this, and Professor Ghosal for his very helpful stats class.

References

- [1] Eliezer A. Albacea. 1995. Leapfrogging samplesort. *Asian Computing Science Conference* (1995). doi:10.1007/3-540-60688-2_30
- [2] Jing-Chao Chen. 2006. Efficient sample sort and the average case analysis of PEsor. *Theoretical Computer Science* 369, 1-3 (2006), 44–66. doi:10.1016/j.tcs.2006.07.017
- [3] Jing-Chao Chen. 2007. Symmetry Partition Sort. *Software: Practice and Experience* 38, 7 (2007), 761–773. doi:10.1002/spe.851
- [4] Bing-Chao Huang and Michael A. Langston. 1988. Practical In-Place Merging. *Commun. ACM* 31, 3 (1988), 348–352. doi:10.1145/42392.42403
- [5] Pok-Son Kim and Kutzner. 2003. A New Method for Efficient in-Place Merging. *Proceedings of the Korean Institute of Intelligent Systems Conference* (2003), 392–394.
- [6] Peter Lammich. 2020. Efficient Verified Implementation of Introsort and Pdqsor. *IJCAR 2020: Automated Reasoning* 12167 (2020), 307–323. doi:10.1007/978-3-030-51054-1_18
- [7] Robert Sedgewick and Kevin Wayne. 2011. *Algorithms*. Addison-Wesley Professional, Chapter 2.3.
- [8] Robert Sedgewick and Kevin Wayne. 2011. *Algorithms*. Addison-Wesley Professional, Chapter 2.2.

Received 20 February 2007; revised 12 March 2009; accepted 5 June 2009