

Constraining Reheating Temperature, Inflaton-SM Coupling and Dark Matter Mass in Light of ACT DR6 Observations

Rajesh Mondal,^{1,*} Sourav Mondal,^{1,†} and Ayan Chakraborty^{1,‡}

¹*Department of Physics, Indian Institute of Technology, Guwahati, Assam 781039, India*

We explore the phenomenological implications of the latest Atacama Cosmology Telescope (ACT) DR6 observations, in combination with Planck 2018, BICEP/Keck 2018, and DESI, on the physics of inflation and post-inflationary reheating. We focus on the α -attractor class of inflationary models (both E- and T-models) and consider two reheating scenarios: perturbative inflaton (ϕ) decay ($\phi \rightarrow bb$) and inflaton annihilation ($\phi\phi \rightarrow bb$) into Standard Model (SM) bosonic particles (b). By solving the Boltzmann equations, we derive bounds on key reheating parameters, including the reheating temperature, the inflaton equation of state (EoS), and the inflaton-SM coupling, in light of ACT data. To accurately constrain the coupling, we incorporate the Bose enhancement effect in the decay width. To ensure the validity of our perturbative approach, we also identify the regime where nonperturbative effects, such as parametric resonance, become significant. Additionally, we include indirect constraints from primordial gravitational waves (PGWs), which can impact the effective number of relativistic species, ΔN_{eff} . These constraints further bound the reheating temperature, particularly in scenarios with a stiff EoS. Finally, we analyze dark matter (DM) production through purely gravitational interactions during reheating and determine the allowed mass ranges consistent with the constrained reheating parameter space and recent ACT data. Our results highlight the constraining power of next-generation CMB datasets on inflationary dynamics, reheating, and the DM parameter space.

1. INTRODUCTION

Over the past few decades, high-precision measurements of the cosmic microwave background (CMB) have marked the beginning of a new era in precision cosmology. Cosmic Inflation, a widely accepted paradigm of the early universe, was originally proposed to address several fundamental issues of the standard Big Bang model, such as the horizon and flatness problems [1–3]. Beyond these successes, inflation also provides a natural mechanism for generating the primordial fluctuations that seed the formation of large-scale structure. These primordial fluctuations evolve over time and eventually manifest as the anisotropies observed in the CMB [4–6], which are quantitatively described by key observables such as the scalar spectral index n_s and the tensor-to-scalar ratio r . The Planck 2018 [6] and BICEP/Keck Array 2018 [7, 8] (BK18) observations give constraints on $n_s = 0.9649 \pm 0.004$ and $r \leq 0.036$ at 95% confidence level (C.L). More recently, updated measurements from the Atacama Cosmology Telescope (ACT) [9, 10] leave r largely unchanged, but suggest a slightly higher value of n_s compared to the original Planck results. A combined analysis of Planck and ACT data (referred to as P+ACT) yields $n_s = 0.9709 \pm 0.0038$. When further supplemented with CMB lensing and Baryon Acoustic Oscillation (BAO) data from the Dark Energy Spectroscopic Instrument (DESI), as a combination P+ACT+LB+BK18-the scalar spectral index is found to be $n_s = 0.9743 \pm 0.0034$

[9, 10]. This value deviates from the original Planck estimate by approximately 2σ , potentially indicating a shift in our understanding of early-universe physics. In this context, the latest observations have prompted a re-evaluation of several inflationary models to check their consistency with the new ACT data [11–27].

However, inflation is not the end of the story. The universe must transition from the inflationary phase to a hot, radiation-dominated era—a process known as reheating. During this phase, the energy stored in the inflaton field is transferred to Standard Model (SM) particles, ultimately leading to the thermal universe after inflaton domination. Understanding this transition is crucial for unveiling the microphysical properties of the inflaton and its interactions with the visible sector. Reheating is typically characterized by two key parameters: the reheating temperature T_{re} , and the effective EoS parameter w_ϕ that governs the dynamics of the inflaton field during this epoch. Both parameters are related to the inflaton potential $V(\phi)$ and its coupling to SM particles. In this study, we consider reheating scenarios in which the inflaton condensate either decays or annihilates into SM bosonic particles, through the channels $\phi \rightarrow bb$ (bosonic decay) and $\phi\phi \rightarrow bb$ (bosonic annihilation). The produced particles, assumed to be massless, are expected to thermalize rapidly, thereby creating a thermal bath. Due to the absence of direct observational probes of reheating, the reheating temperature spans a wide range. There is a lower limit on the reheating temperature originating from BBN as $T_{\text{BBN}} \simeq 4 \text{ MeV}$ [28–31], and an upper limit coming from the inflation scale as $T_{\text{re}} \simeq 10^{15} \text{ GeV}$ [6, 7], which is called the instantaneous reheating temperature. Similarly, parameters like the reheating temperature and inflaton-SM coupling remain largely unconstrained due to the lack of direct observational evidence.

* mrajesh@iitg.ac.in

† sm206121110@iitg.ac.in

‡ chakrabo@iitg.ac.in

In recent years, significant progress has been made in constraining both inflationary and reheating parameters by combining BICEP/Keck 2018 (BK18) data with Planck 2018 results [32, 33]. In addition, several recent studies [34–36] have explored the potential of future CMB experiments, such as CMB-S4 [5, 37], LiteBIRD [38], and AliCPT [39, 40] to constrain reheating parameters through improved sensitivity to inflationary observables. In this work, we extend such analyses by exploring constraints on the parameters of the α -attractor inflationary models, along with key reheating parameters—including the reheating temperature T_{re} , the inflaton’s equation of state w_ϕ , and the inflaton–SM coupling—using the latest ACT DR6 data in combination with Planck18, BK18, and DESI observations. In addition, we investigate the dark sector by constraining the masses of dark matter particles that could be produced during the post-inflationary reheating era. Consequently, the bounds obtained on reheating parameters also allow us to place indirect constraints on the viable DM mass ranges.

Alongside observational bounds, we also include two theoretical constraints. First, the overproduction of primordial gravitational waves in scenarios with stiff post-inflationary dynamics ($w_\phi > 1/3$) can lead to excessive contributions to the effective number of relativistic species ΔN_{eff} , which is tightly constrained by BBN and CMB data. This provides a lower bound on reheating temperature T_{re} . Second, our analysis assumes perturbative inflaton decay or annihilation. For large couplings, non-perturbative processes like preheating can dominate, making the perturbative approach invalid. We therefore impose an upper limit on the coupling strength to ensure the consistency of our framework.

The paper is organized as follows: In Sec.2, we begin by introducing the inflationary model. In Sec.3, we provide a detailed discussion of the dynamics of reheating after inflation for two different production channels. In Sec.4, we discuss the constraints on the reheating temperature and inflaton EoS arising from the overproduction of PGWs. In Sec.5, we discuss the validity of the perturbative reheating framework and constrain the coupling parameter. Then, in Sec.6, we discuss the final constraints on the inflationary and post-inflationary reheating parameters. After that, Sec.7 is dedicated to constraining the dark sector. Finally, we conclude in Sec. 8.

2. INFLATIONARY MODEL

As discussed in the introduction, we consider a class of single-field inflationary models known as α -attractors, which include both E-models and T-models. The general

form of the potential is given by

$$V(\phi) = \begin{cases} \Lambda^4 \left[1 - e^{-\sqrt{\frac{2}{3\alpha}} \phi / M_p} \right]^{2n}, & \text{E-model}, \\ \Lambda^4 \tanh^{2n} \left(\frac{\phi}{\sqrt{6\alpha} M_p} \right), & \text{T-model}, \end{cases} \quad (2.1)$$

where Λ sets the overall scale of the potential, $M_p = 2.4 \times 10^{18}$ GeV is the reduced Planck mass, and α, n are dimensionless parameters that control the shape of the potential. These model parameters are constrained by inflationary observables encoded in the curvature perturbation power spectrum,

$$\Delta_{\mathcal{R}}^2 = A_{\mathcal{R}} (k/k_0)^{n_s-1} \quad (2.2)$$

where the amplitude $A_{\mathcal{R}}$ is measured to be $(2.19 \pm 0.06) \times 10^{-9}$ at the pivot scale $k_0 = 0.05 \text{ Mpc}^{-1}$. In addition to scalar perturbations, tensor modes are characterized by a nearly scale-invariant tensor power spectrum $\Delta_{\mathcal{T}}^2 = A_{\mathcal{T}}$, with its amplitude constrained via the tensor-to-scalar ratio $r = A_{\mathcal{T}}/A_{\mathcal{R}} \lesssim 0.038$ [9, 10]. The two key inflationary observables (n_s, r) are expressed in terms of the potential slow-roll parameters ϵ and η as

$$n_s = 1 - 6\epsilon(\phi) + 2\eta(\phi), \quad r = 16\epsilon(\phi), \quad (2.3)$$

where ϵ and η are defined through derivatives of the potential $V(\phi)$,

$$\epsilon(\phi) = \frac{M_p^2}{2} \left(\frac{V'(\phi)}{V(\phi)} \right)^2, \quad \eta(\phi) = M_p^2 \left(\frac{V''(\phi)}{V(\phi)} \right). \quad (2.4)$$

In any inflationary model, the key CMB observables (n_s, r) are typically related to two fundamental inflationary quantities, the inflationary energy scale H_k , and the duration of inflation, i.e., inflationary e-folding number N_k . Under the slow roll approximation, all are defined as, $k = k_0 = 0.05 \text{ Mpc}^{-1}$ as,

$$H_k = \frac{\pi M_p \sqrt{r} A_{\mathcal{R}}}{\sqrt{2}} \simeq \sqrt{\frac{V(\phi_k)}{3M_p^2}} \quad (2.5)$$

$$N_k = \int_{\phi_k}^{\phi_{\text{end}}} \frac{|d\phi|}{\sqrt{2\epsilon(\phi)} M_p}. \quad (2.6)$$

Here ϕ_k and ϕ_{end} denote the inflaton field values at horizon crossing and at the end of inflation, respectively. More general expressions for the N_k and H_k in terms of inflationary parameters can be obtained in terms of inflationary parameters (see [41],[42] for details). The tensor-to-scalar ratio r turns out as (see, last expression of Eq.2.3)

$$r = \begin{cases} \frac{16n^2}{3\alpha} \left(e^{\sqrt{\frac{2}{3\alpha}} \frac{\phi_k}{M_p}} - 1 \right)^{-2}, & \text{E-model}, \\ \frac{16n^2}{3\alpha} \text{csch}^2 \left(\sqrt{\frac{2}{3\alpha}} \frac{\phi_k}{M_p} \right), & \text{T-model}. \end{cases} \quad (2.7)$$

Post-inflationary dynamics, which we call reheating, will be controlled by the energy of the inflaton (ρ_ϕ^{end}),

$$\rho_\phi^{\text{end}} \sim \frac{\Lambda^4}{\alpha_1^n} \left[\frac{\phi_{\text{end}}}{M_{\text{p}}} \right]^n = \frac{4.1 \times 10^{64}}{\alpha_1^n} \left[\frac{\phi_{\text{end}}}{M_{\text{p}}} \right]^n \left[\frac{\Lambda}{5.8 \times 10^{-3} M_{\text{p}}} \right]^4 \quad (2.8)$$

which is in unit of GeV^4 and $\alpha_1 = (\sqrt{3\alpha/2}, \sqrt{6\alpha})$ for α -attractor E, and T model respectively.

3. DYNAMICS OF PERTURBATIVE REHEATING AFTER INFLATION

After the end of inflation, the inflaton field (ϕ) starts to oscillate around the minimum of its potential, which typically takes the form $V(\phi) \sim \phi^{2n}$. During this oscillatory phase, the inflaton transfers its energy to a thermal bath of SM particles, initiating the reheating process. The dynamics of the inflaton field during reheating can be expressed as [43, 44]

$$\phi(t) = \phi_0(t) \mathcal{P}(t), \quad (3.1)$$

where $\phi_0(t)$ denotes the slowly varying oscillation amplitude, and $\mathcal{P}(t)$ captures the oscillatory behavior of the inflaton field. The oscillatory function $\mathcal{P}(t)$ can be represented via a Fourier mode expansion,

$$\mathcal{P}(t) = \sum_{\nu} \mathcal{P}_{\nu} e^{i\nu\omega t}, \quad (3.2)$$

where ω is the oscillation frequency, and for a potential $V(\phi) \sim \phi^{2n}$, this frequency is given by [42],

$$\omega = m_{\phi}(t) \gamma, \quad \text{where } \gamma = \sqrt{\frac{\pi n}{2(2n-1)}} \frac{\Gamma(\frac{1}{2} + \frac{1}{2n})}{\Gamma(\frac{1}{2n})}. \quad (3.3)$$

The effective mass of the inflaton m_{ϕ} is defined by the curvature of the potential around ϕ_0 , $m_{\phi}^2 = \partial^2 V(\phi) / \partial \phi^2|_{\phi_0}$ [45], and we have

$$m_{\phi}^2 \simeq \frac{2n(2n-1)\Lambda^4}{\alpha_1^{2n} M_{\text{pl}}^2} \left[\frac{\phi_0}{M_{\text{pl}}} \right]^{2n-2} \sim (m_{\phi}^{\text{end}})^2 \left[\frac{a}{a_{\text{end}}} \right]^{-6w_{\phi}} \quad (3.4)$$

where a_{end} and m_{ϕ}^{end} denote the scale factor and the inflaton mass at the end of the inflation, respectively. The inflaton mass at the end of inflation is given by

$$m_{\phi}^{\text{end}} \simeq \frac{\sqrt{2n(2n-1)}}{\alpha_1} \frac{\Lambda^{\frac{2}{n}}}{M_{\text{p}}} (\rho_{\phi}^{\text{end}})^{\frac{n-1}{n}}. \quad (3.5)$$

The average energy density of the inflaton (ρ_{ϕ}) is defined with respect to ϕ_0 as $\rho_{\phi} = (1/2) \langle \dot{\phi}^2 + V(\phi) \rangle = V(\phi)|_{\phi_0}$. Here, the angle brackets denote averaging over many oscillations. We assume that the decay of the inflaton is sufficiently slow such that the oscillation time scale is much shorter than the time scales associated with decay and Hubble expansion. Under this adiabatic approximation, the oscillating inflaton

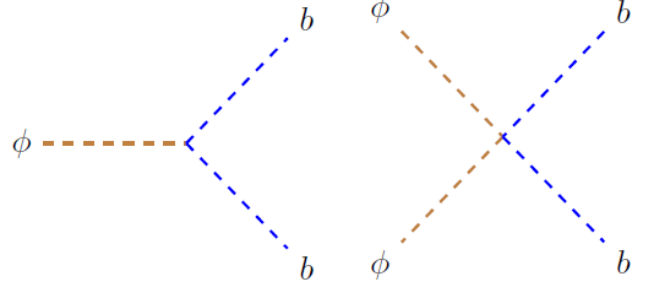


FIG. 1. Feynman diagrams for the inflaton decay and annihilation channels: (i) $\phi \rightarrow bb$, (ii) $\phi\phi \rightarrow bb$

behaves like a fluid with an effective EoS parameter $w_{\phi} = (n-1)/(n+1)$.

To constrain the microphysical parameters of reheating, one must analyze the dynamical evolution of the inflaton and radiation energy densities. This is governed by a set of coupled Boltzmann equations, supplemented by the Friedmann equation. Under the assumption of perturbative decay of the inflaton into radiation, the relevant equations are:

$$\dot{\rho}_{\phi} + 3H(1+w_{\phi})\rho_{\phi} = -\Gamma_{\phi}\rho_{\phi}(1+w_{\phi}), \quad (3.6a)$$

$$\dot{\rho}_{\text{R}} + 4H\rho_{\text{R}} = \Gamma_{\phi}\rho_{\phi}(1+w_{\phi}), \quad (3.6b)$$

$$H^2 = \frac{\rho_{\phi} + \rho_{\text{R}}}{3M_{\text{pl}}^2}, \quad (3.6c)$$

where, Γ_{ϕ} is the perturbative inflaton decay rate. During reheating, inflation is decaying into radiation, and for our study, we consider radiation to be massless SM bosonic particles (b). To model the inflaton decay, we consider two representative interaction processes, described by the following phenomenological interaction Lagrangian

$$\mathcal{L}_{\text{int}} \supset \begin{cases} g\phi b^2, & \phi \rightarrow bb, \\ \mu\phi^2 b^2, & \phi\phi \rightarrow bb. \end{cases} \quad (3.7)$$

Here, μ is a dimensionless quartic coupling constant, while g is a dimensionful trilinear coupling with mass dimension one, characterizing the strength of the respective interaction processes. The associated Feynman diagrams are depicted in Fig.1. Incorporating the Bose enhancement (BE) effect due to the bosonic nature of the decay products, the effective decay width of the inflaton can be written as

$$\Gamma_{\phi} = \begin{cases} \frac{g^2(2n+2)(2n-1)\gamma}{8\pi m_{\phi}(t)} \sum_{\nu} |\mathcal{P}_{\nu}|^2 (1+2f_{\nu}(t)), \\ \frac{\mu^2 2n(2n+2)(2n-1)^2 \gamma \rho_{\phi}(t)}{8\pi m_{\phi}^3(t)} \sum_{\nu} |\mathcal{P}_{\nu}^2|^2 (1+2f_{\nu}(t)), \end{cases} \quad (3.8)$$

where $f_{\nu}(t) = \left(e^{\frac{\nu \gamma m_{\phi}(t)}{2T}} - 1 \right)^{-1}$ is the equilibrium Bose-Einstein distribution function. This enhancement can significantly impact the thermal history during reheating,

TABLE I. Numerical values of the Fourier sums in the effective couplings:

$n(w_\phi)$	$\sum \nu \mathcal{P}_\nu ^2$	$\sum \nu \mathcal{P}_\nu^2 ^2$	$\sum \mathcal{P}_\nu ^2$	$\sum \mathcal{P}_\nu^2 ^2$	$\sum \mathcal{P}_\nu^{2n} ^2$	$\sum \frac{1}{\nu^2} \mathcal{P}_\nu^{2n} ^2$
1 (0.0)	0.25	0.125	0.25	0.0625	0.0625	0.0156
2 (1/3)	0.229	0.1256	0.2284	0.0623	0.0635	0.0145
3 (0.5)	0.218	0.124	0.2155	0.061	0.056	0.011
6 (5/7)	0.2	0.118	0.1966	0.056	0.038	0.00534
15 (7/8)	0.186	0.11	0.181	0.0146	0.01906	0.00132

making the reheating process more efficient compared to scenarios where the Bose-Einstein statistical effects are neglected (see Refs. [41, 46, 47]). From the expression, it is clear that when the radiation temperature exceeds the inflaton mass, i.e., ($T_{rad} \gg m_\phi(t)$), the BE effect becomes significant. Under this assumption, the inflaton decay width can be approximated as

$$\Gamma_{\phi \rightarrow bb} = \frac{g_{\text{eff}}^2}{8\pi m_\phi(t)} \frac{4T}{m_\phi(t)} \quad (3.9)$$

$$\Gamma_{\phi \phi \rightarrow bb} = \frac{\mu_{\text{eff}}^2 \rho_\phi(t)}{8\pi m_\phi^3(t)} \frac{4T}{m_\phi(t)} \quad (3.10)$$

where

$$\left(\frac{g_{\text{eff}}}{g}\right)^2 = (2n+2)(2n-1) \sum_{\nu=1}^{\infty} |\mathcal{P}_\nu|^2 \quad (3.11)$$

$$\left(\frac{h_{\text{eff}}}{h}\right)^2 = 2n(2n+2)(2n-1)^2 \sum_{\nu=1}^{\infty} |\mathcal{P}_\nu^2|^2. \quad (3.12)$$

For the analytical treatment, we incorporate the above decay width into the Boltzmann equations given in Eq. (3.6), and solve for the evolution of the energy densities of the inflaton and radiation components as

$$\rho_\phi \simeq \rho_\phi^{\text{end}} A^{-3(1+w_\phi)}, \quad \text{where } A = \frac{a}{a_{\text{end}}} \quad (3.13)$$

$$\rho_R \simeq \begin{cases} \left[\frac{3g_{\text{eff}}^2 M_p^2 (1+w_\phi) H_{\text{end}}}{4\pi \epsilon^{1/4} (1+3w_\phi) (m_\phi^{\text{end}})^2 A^3} \left(A^{\frac{3(1+3w_\phi)}{2}} - 1 \right) \right]^{4/3} \\ \left[\frac{9\mu_{\text{eff}}^2 M_p^4 (1+w_\phi) H_{\text{end}}^3}{8\pi \epsilon^{1/4} (5w_\phi-1) (m_\phi^{\text{end}})^4 A^3} \left(A^{\frac{3(-1+5w_\phi)}{2}} - 1 \right) \right]^{4/3} \end{cases}$$

With these solutions, we can identify important physical quantities, namely, the reheating temperature T_{re} , which is defined at the end of the reheating phase when the inflaton and radiation energy densities become equal, $\rho_\phi = \rho_R = (\pi^2/30)g_\star^{\text{re}} T_{\text{re}}^4 = \epsilon T_{\text{re}}^4$. This condition marks the transition from an inflaton-dominated phase to a radiation-dominated era that sets the stage for the standard hot Big Bang nucleosynthesis (BBN). Now, let us define the reheating temperature in this context. For the bosonic decay process $\phi \rightarrow bb$, the reheating temperature T_{re} is defined as

$$T_{\text{re}} = \left[\frac{3M_p^2 (1+w_\phi) H_{\text{end}} g_{\text{eff}}^2}{4\pi \epsilon (1+3w_\phi) (m_\phi^{\text{end}})^2} A_{\text{re}}^{-\frac{3}{2}(1-3w_\phi)} \right]^{1/3}$$

$$A_{\text{re}} = \left(\frac{4\pi (1+3w_\phi) (m_\phi^{\text{end}})^2}{(1+w_\phi) g_{\text{eff}}^2 (\frac{\epsilon}{3})^{1/4}} \left(\frac{H_{\text{end}}}{M_p} \right)^{1/2} \right)^{\frac{4}{3(1+9w_\phi)}}. \quad (3.14)$$

Whereas for bosonic annihilation ¹, $\phi\phi \rightarrow bb$

$$T_{\text{re}} = \left[\frac{9M_p^4 (1+w_\phi) H_{\text{end}}^3 \mu_{\text{eff}}^2}{8\pi \epsilon (5w_\phi-1) (m_\phi^{\text{end}})^4} A_{\text{re}}^{-\frac{3(3-5w_\phi)}{2}} \right]^{1/3}$$

$$A_{\text{re}} = \left(\frac{8\pi (27\epsilon)^{1/4} (5w_\phi-1)}{9(1+w_\phi) M_p^{5/2} H_{\text{end}}^{3/2} \mu_{\text{eff}}^2} (m_\phi^{\text{end}})^4 \right)^{\frac{4}{3(13w_\phi-3)}}. \quad (3.15)$$

For a higher inflaton EoS, specifically when $w_\phi \geq 1/3$, BE effect remains effective throughout the entire range of reheating temperatures- from T_{max} to T_{BBN} (see for details [49]). Therefore, the derived analytical expression for T_{re} , which incorporates the BE effect, can be safely used to find the T_{re} when $w_\phi \geq 1/3$. However when $w_\phi < 1/3$, the condition $T_{\text{rad}} > m_\phi$ does not hold over the entire range of T_{re} , especially at lower T_{re} . In such cases, the BE effect becomes negligible, and one must revert to the zero-temperature approximation for the inflaton decay width. Under this assumption, the analytical expression for the T_{re} ,

$$T_{\text{re}} = \begin{cases} \left(\frac{6M_p^2 (1+w_\phi) H_{\text{end}}}{8\pi \epsilon (5+3w_\phi) m_\phi^{\text{end}} g_{\text{eff},0}^2} \right)^{1/4} A_{\text{re}}^{-\frac{3}{8}(1-w_\phi)} & \phi \rightarrow bb, \\ \left(\frac{9M_p^4 (1+w_\phi) H_{\text{end}}^3}{4\pi \epsilon (9w_\phi-1) (m_\phi^{\text{end}})^3 \mu_{\text{eff},0}^2} \right)^{1/4} A_{\text{re}}^{\frac{9(w_\phi-1)}{8}} & \phi\phi \rightarrow bb, \end{cases} \quad (3.16)$$

where

$$A_{\text{re}} = \begin{cases} \left(\frac{4\pi (5+3w_\phi) H_{\text{end}} m_\phi^{\text{end}}}{(1+w_\phi) g_{\text{eff},0}^2} \right)^{\frac{2}{3+9w_\phi}} & \phi \rightarrow bb, \\ \left(\frac{4\pi (9w_\phi-1) (m_\phi^{\text{end}})^3}{3(1+w_\phi) M_p^2 H_{\text{end}} \mu_{\text{eff},0}^2} \right)^{\frac{2}{3(5w_\phi-1)}} & \phi\phi \rightarrow bb. \end{cases} \quad (3.17)$$

$$\left(\frac{g_{\text{eff},0}}{g}\right)^2 = (2n+2)(2n-1) \gamma \sum_{\nu=1}^{\infty} \nu |\mathcal{P}_\nu|^2$$

$$\left(\frac{\mu_{\text{eff},0}}{\mu}\right)^2 = 2n(2n+2)(2n-1)^2 \gamma \sum_{\nu=1}^{\infty} \nu |\mathcal{P}_\nu|^2 \quad (3.18)$$

We have taken the effective number of relativistic degrees of freedom at the end of reheating, $g_\star^{\text{re}} = 427/4$

¹ The expressions for T_{re} defined in Eq. 3.15 is not valid for $w_\phi < 3/13$, as reheating is not possible when $w_\phi < 3/13$ [46]. Similarly, in the absence BE effect, reheating is also not possible when $w_\phi < 1/9$ [46, 48]

throughout the paper. As mentioned earlier in the introduction, there exists a naive lower limit on the temperature $T_{\text{re}}^{\text{min}} = T_{\text{BBN}} = 4\text{MeV}$ [28, 29]

The post-reheating history plays a crucial role in constraining both inflationary and post-inflationary (reheating) parameters. A standard assumption in cosmology is that the comoving entropy density remains conserved from the end of reheating to the present epoch. This conservation leads to an essential relation among the parameters $(N_k, N_{\text{re}}, T_{\text{re}})$ as follows [50, 51],

$$T_{\text{re}} = \left(\frac{43}{11 g_*^{\text{re}}} \right)^{1/3} \left(\frac{a_0 H_k}{k} \right) e^{-(N_k + N_{\text{re}})} T_0, \quad (3.19)$$

where the present CMB temperature is $T_0 = 2.725\text{ K}$. $N_{\text{re}} = \ln(A_{\text{re}})$ is the e-folding number for reheating and $N_{\text{re}} = 0$ corresponds to an instantaneous reheating scenario ($T_{\text{re}} \simeq 10^{15}\text{ GeV}$). The relation (Eq. 3.19) serves as a powerful tool to constrain the reheating parameters (T_{re}, g, μ) by connecting them to the inflationary parameters (N_k, H_k) , thereby enabling one to constrain them using the CMB observables (n_s, r) . Therefore, to constrain the inflationary and reheating parameters, we need to connect Eqs. 3.19 with the reheating temperature expressions defined for individual decay (Eqs. 3.14, 3.15) and annihilation processes (Eqs. 3.16, 3.17).

So far, we have discussed the connection between inflationary and reheating parameters through large-scale inflationary observables n_s and r . Interestingly, the inflationary energy scale and the reheating temperature can, in principle, also be directly probed through observations of the PGWs background. In the following section, we demonstrate how constraints on extra relativistic degrees of freedom at the time of BBN, arising from PGWs, can further restrict the model parameters.

4. PGWS AND ΔN_{eff} CONSTRAINTS

Primordial gravitational waves (PGWs) are essential cosmic relics that offer direct insight into the unknown physics of the early universe. They can originate from quantum fluctuations during inflation [52–54]. Owing to their extremely weak interactions, PGWs propagate through the universe almost unimpeded and hence act as a unique probe of the very early universe, such as the inflation and post-inflationary reheating phase [55–58]. The amplitude and the evolution of the PGWs spectrum are sensitive to the energy scale of the inflation and the inflaton EoS w_ϕ .

For those modes between $k_{\text{re}} < k < k_{\text{end}}$ which become sub-Hubble at some time during reheating, the PGW spectrum at the present time assumes the following form, (see [57] for detailed calculation)

$$\Omega_{\text{GW}}^k h^2 \simeq \Omega_{\text{GW}}^{\text{inf}} h^2 \frac{\mu(w_\phi)}{\pi} \left(\frac{k}{k_{\text{re}}} \right)^{-\frac{(2-6w_\phi)}{(1+3w_\phi)}} \quad (4.1)$$

Where, $\mu(w_\phi) = (1 + 3w_\phi)^{\frac{4}{1+3w_\phi}} \Gamma^2\left(\frac{5+3w_\phi}{2+6w_\phi}\right)$, which

typically $\mathcal{O}(1)$ value. The scale-invariant part $\Omega_{\text{GW}}^{\text{inf}} h^2$, is fixed by the inflationary energy scale as follows,

$$\Omega_{\text{GW}}^{\text{inf}} h^2 = \frac{\Omega_{\text{R}} h^2 H_{\text{end}}^2}{12\pi^2 M_{\text{p}}^2} = 6 \times 10^{-18} \left(\frac{H_{\text{end}}}{10^{13}\text{ GeV}} \right)^2. \quad (4.2)$$

Where we used the present radiation abundance $\Omega_{\text{R}} h^2 = 4.16 \times 10^{-5}$. One can observe that the spectrum is blue (red) tilted for $w > 1/3 (< 1/3)$. However, regardless of its origin, the energy density of PGWs acts as radiation at the time of BBN, and thus its impact on BBN is fully captured in terms ΔN_{eff} . From the the recent ACT observation the ΔN_{eff} is tightly constrained, $\Delta N_{\text{eff}} \leq 0.17$ at 2σ [9, 10]. This is where the BBN bound related to the effective number of relativistic degrees of freedom comes into play, and this translates into the bound on PGW spectrum as $\Omega_{\text{GW}}^{k_{\text{end}}} h^2 \leq 9.5 \times 10^{-7}$ [59–61].

The constraint equation on PGW spectrum in terms of ΔN_{eff} can be expressed as,

$$\Delta N_{\text{eff}} \geq \frac{1}{\Omega_{\text{R}} h^2} \frac{8}{7} \left(\frac{11}{4} \right)^{4/3} \int_{k_0}^{k_{\text{f}}} \frac{dk}{k} \Omega_{\text{GW}}^k h^2(k) \quad (4.3)$$

Using the PGWs spectrum expression in the above expression, the above condition reduces to,

$$2.1 \times 10^{-11} \frac{\mu(w_\phi)(1+3w_\phi)}{\pi(6w_\phi-2)} \left[\frac{H_{\text{end}}}{10^{-5} M_{\text{p}}} \right]^2 \leq \left(\frac{k_{\text{end}}}{k_{\text{re}}} \right)^{\frac{(2-6w_\phi)}{(1+3w_\phi)}} \quad (4.4)$$

The relation between the two scales $(k_{\text{end}}, k_{\text{re}})$ can be further expressed in terms of reheating temperature as follows:

$$\left(\frac{k_{\text{f}}}{k_{\text{re}}} \right) = \left(\frac{15 \rho_\phi^{\text{end}}}{\pi^2 g_*^{\text{re}}} \right)^{\frac{1+3w_\phi}{6(1+w_\phi)}} T_{\text{re}}^{\frac{-2(1+3w_\phi)}{3(1+w_\phi)}}. \quad (4.5)$$

Finally, using the above relations into Eq. 4.4, we obtain a lower limit on the reheating temperature, particularly when the inflaton equation of state $w_\phi > 1/3$,

$$T_{\text{re}} > 0.35 \left(\frac{45.6 M_{\text{p}}^4}{\mu(\phi)} \right)^{\frac{3(1+w_\phi)}{4(1-3w_\phi)}} (\rho_\phi^{\text{end}})^{-\frac{1}{2} \frac{(1+3w_\phi)}{(1-3w_\phi)}} = T_{\text{re}}^{\text{GW}}. \quad (4.6)$$

By setting the above temperature equal to the BBN energy scale, $T_{\text{re}}^{\text{GW}} \sim T_{\text{BBN}} \sim 4\text{ MeV}$, we find that the BBN bound on PGWs becomes relevant only when $w_\phi \geq 0.60$. We denote this new lower bound on the reheating temperature, arising from the PGW constraint, as $T_{\text{re}}^{\text{GW}}$.

Since $T_{\text{re}}^{\text{GW}}$ depends on both H_{end} and w_ϕ , for a given of w_ϕ it can restrict inflationary energy scale, which in turn puts a constraint on the potential parameter such as α for the attractor model. Another interesting point is that this $T_{\text{re}}^{\text{GW}}$ also set bounds on the inflaton coupling to SM fields, which we will discuss in more detail in the subsequent sections for inflaton decay ($\phi \rightarrow b\bar{b}$) or annihilation ($\phi\phi \rightarrow b\bar{b}$) processes.

5. NONPERTURBATIVE CONSTRAINTS DURING REHEATING

Radiation can be resonantly produced during reheating if the inflaton–SM coupling is sufficiently large, leading to non-perturbative particle production. However, the present analysis is restricted to the perturbative regime. Therefore, it is crucial to identify the coupling range—denoted as the non-perturbative constraint (NPC)—beyond which our perturbative treatment may no longer be valid. To determine this boundary, one typically examines the dynamics of radiation field fluctuations in the background of an oscillating inflaton condensate. This leads to a mode equation for the radiation field that takes the form of a generalized Hill-type differential equation:

$$\frac{1}{(m_\phi^{\text{end}})^2} \frac{d^2 X_k}{dt^2} + \mathcal{Q}(t)^2 X_k = 0 \quad (5.1)$$

Where, X_k is a particular field mode for boson (b), and the associated time-dependent frequencies are

$$\mathcal{Q}(t)^2 = \begin{cases} \frac{k^2}{(m_\phi^{\text{end}})^2 a^2} + q^2(t) \mathcal{P}(t) & \phi \rightarrow b b \\ \frac{k^2}{(m_\phi^{\text{end}})^2 a^2} + q^2(t) \mathcal{P}^2(t) - i \frac{q(t) \dot{\mathcal{P}}(t)}{m_\phi^{\text{end}}} & \phi \phi \rightarrow b b \end{cases} \quad (5.2)$$

Given the inflaton-radiation coupling of our interest Eq.3.7, the resonance parameter q is identified as

$$q(t) = \begin{cases} \sqrt{\frac{g\phi_0(t)}{(m_\phi^{\text{end}})^2}} & \phi \rightarrow b b \\ \sqrt{\frac{\mu^2 \phi_0^2(t)}{(m_\phi^{\text{end}})^2}} & \phi \phi \rightarrow b b \end{cases} \quad (5.3)$$

In the literature, conditions of resonance is usually derived in Minkowski background [62–64], and the resonance is broadly classified into $q > 1$ called broad resonance regime and $q \lesssim 1$ called narrow or no resonance regime. However, in reality, the resonance parameter q depends non-trivially on time through inflaton oscillation amplitude $\phi_0(t)$, and hence naive Minkowski approximation has been observed to be insufficient. Particularly, with increasing reheating equation of state, the inflaton amplitude dilutes very fast, $\phi_0(t) \propto \phi_{\text{end}}(a(t)/a_{\text{end}})^{-6/(n+2)}$ depending on different n values. Using decaying inflaton amplitude in $H^2 \simeq V(\phi_0)/3M_p^2$, we get the leading order behavior of post-inflationary scale factor as

$$a(t) = a_{\text{end}} \left(\frac{t}{t_{\text{end}}} \right)^{\frac{n+1}{3n}}. \quad (5.4)$$

Using above equation and Eq.5.3 the resonance parameter $q(t)$ evolves as,

$$q(t) = \begin{cases} \sqrt{\frac{g\phi_{\text{end}}}{(m_\phi^{\text{end}})^2}} \left(\frac{t}{t_{\text{end}}} \right)^{-\frac{1}{2n}} & \text{for } \phi \rightarrow b b \\ \sqrt{\frac{\mu^2 \phi_{\text{end}}^2}{(m_\phi^{\text{end}})^2}} \left(\frac{t}{t_{\text{end}}} \right)^{-\frac{1}{n}} & \text{for } \phi \phi \rightarrow b b \end{cases} \quad (5.5)$$

Resonant particle production occurs when the adiabaticity condition is violated, typically during inflaton zero-crossings in its oscillatory phase. For efficient resonance, two key conditions must be met: (i) the inflaton must undergo multiple oscillations within the relevant timescale, and (ii) the resonance parameter q must remain larger than unity during that period. Broad resonance is realized if q evolves from its initial large value to unity over at least one full oscillation. Using this dynamical criterion, we derive a lower bound on the inflaton–radiation coupling for a general background equation of state. To estimate the number of oscillations required for q to decrease from initial value q_{in} to 1, we define the dimensionless time period of inflaton oscillation as $T^{(\Omega)} = 2\pi m_\phi^{\text{end}}/\Omega_0$, where Ω_0 is the oscillation frequency evaluated at $\phi_0 = M_p$ (see Eqs. 3.3 and 3.4). The number of oscillations is then given by,

$$N_{\text{osc}} = \frac{t - t_{\text{end}}}{T^{(\Omega)}} = \begin{cases} \frac{t_{\text{end}}}{T^{(\Omega)}} \left(\left(\frac{\mu \phi_{\text{end}}}{m_\phi^{\text{end}}} \right)^2 - 1 \right) \\ \frac{t_{\text{end}}}{T^{(\Omega)}} \left(\left(\frac{\sqrt{g} \phi_{\text{end}}}{m_\phi^{\text{end}}} \right)^{2n} - 1 \right), \end{cases} \quad (5.6)$$

Where

$$\frac{t_{\text{end}}}{T^{(\Omega)}} = \frac{\sqrt{2n(2n-1)}(n+1)M_p\Omega_0}{2\pi\sqrt{3}n m_\phi^{\text{end}} \phi_{\text{end}}}.$$

Therefore, the minimum criterion that has to be met to achieve efficient resonance is $N_{\text{osc}} > 1$. This yields the lower bound of the coupling strength for two production channels as

$$\begin{aligned} \tilde{g} = g/m_\phi^{\text{end}} &> \frac{m_\phi^{\text{end}}}{\phi_{\text{end}}} \left[1 + \frac{2\pi\sqrt{3}n \phi_{\text{end}} m_\phi^{\text{end}}}{\sqrt{2n(2n-1)}(n+1)M_p\Omega_0} \right]^{\frac{2}{n}} \\ \mu &> \frac{m_\phi^{\text{end}}}{\phi_{\text{end}}} \left[1 + \frac{2\pi\sqrt{3}n \phi_{\text{end}} m_\phi^{\text{end}}}{\sqrt{2n(2n-1)}(n+1)M_p\Omega_0} \right]^{\frac{2}{n}} \end{aligned} \quad (5.7)$$

In the context of the attractor model, the typical upper bounds² on the dimensionless coupling parameters are $\tilde{g}, \mu \sim (10^{-4}, 10^{-3})$ with the range of $w_\phi = (0 - 1)$. For bosonic decay ($\phi \rightarrow b b$), NPC imposes a stronger bound on the coupling parameter than the coupling parameter associated with the instantaneous reheating temperature $T_{\text{re}} \simeq 10^{15}$ GeV. The reheating temperature associated with NPC is defined as $T_{\text{re}}^{\text{NPC}}$. However, for the annihilation process ($\phi \phi \rightarrow b b$), the NPC does not impose additional constraints, as the four-point coupling corresponding to $T_{\text{re}} \simeq 10^{15}$ GeV remains below the NPC limit (see Fig. 5,6).

² If the coupling parameter is sufficiently large, one might expect it to modify the tree-level inflationary potential through one-loop Coleman-Weinberg (CW) corrections [65, 66]. However, earlier work [33] has shown that, in the case of bosonic decay, such corrections do not significantly alter the tree-level potential. We have checked that the same conclusion applies to our analysis for bosonic annihilation.

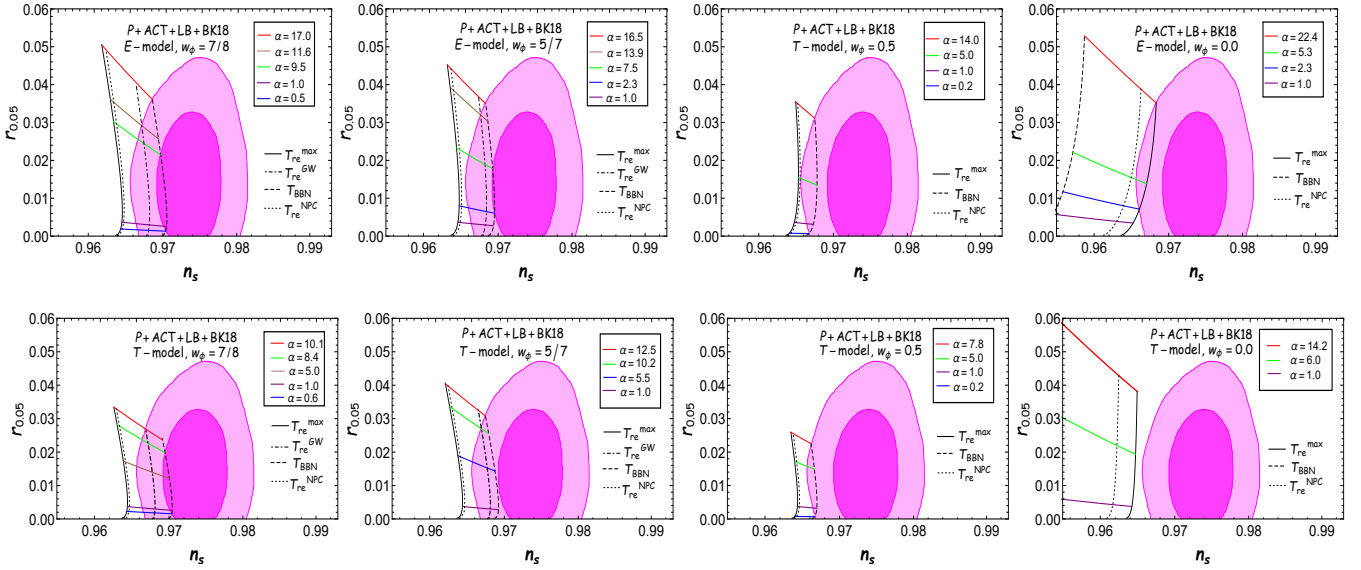


FIG. 2. α -attractor model predictions of (n_s, r) for various combinations of (α, w_ϕ) in the $(n_s - r)$ plane, and compared with recent combined observational data from **P+ACT+LB+BK18**. These predictions span reheating temperatures ranging from the maximum $T_{\text{re}}^{\text{max}} \sim 10^{15}$ GeV (solid black lines) to the BBN temperature $T_{\text{BBN}} \sim 4$ MeV (dashed black lines). The deep magenta and light magenta shaded regions represent the 1σ (68% CL) and 2σ (95% CL) confidence intervals, respectively. Overproduction of GW at the time of BBN provides a constraint on reheating temperature, defined as $T_{\text{re}}^{\text{GW}}$, is shown in a dot-dashed black line. The nonperturbative constraint (NPC) on the reheating temperature for the bosonic decay channel, $T_{\text{re}}^{\text{NPC}}$, is indicated by the dashed black line.

TABLE II. Bounds on the inflationary parameter $(\alpha, H_{\text{end}} N_k)$ and the reheating temperature (T_{re}) for the α -attractor model

Model	$n(w_\phi)$	α	$H_{\text{end}} \times 10^{12}$ (GeV)	N_k	T_{re} (GeV)
E	1 (0)	null	null	null	null
	2 (1/3)	4.0 – 7.5	8.42–8.62	53.12–53.89	$4.0 \times 10^{-3} - 2.42 \times 10^{12}$
	3 (0.5)	0.2 – 13.9	5.25 – 5.81	57.18 – 61.56	$4 \times 10^{-3} - 4.82 \times 10^{12}$
	6 (5/7)	0 – 13.9	2.61 – 6.29	58.07 – 61.93	$14.88 - 1.64 \times 10^{12}$
	15 (7/8)	0 – 11.6	2.61 – 5.59	58.81 – 61.91	$1.99 \times 10^4 - 8.85 \times 10^{11}$
T	1 (0)	null	null	null	null
	2 (1/3)	null	null	null	null
	3 (0.5)	0.2 – 7.8	4.59 – 5.81	59.08 – 61.43	$4 \times 10^{-3} - 2.16 \times 10^5$
	6 (5/7)	0 – 10.2	2.61 – 5.48	59.17 – 61.92	$10.72 - 1.75 \times 10^{10}$
	15 (7/8)	0 – 10.1	2.61 – 5.37	59.22 – 61.91	$1.99 - 1.51 \times 10^{11}$

6. CONSTRAINING INFLATIONARY AND POST-INFLATIONARY PARAMETERS

In this section, we present the consolidated constraints on both inflationary and post-inflationary reheating parameters by incorporating observational as well as theoretical bounds. As shown in Eq. 3.19, the CMB observables (n_s, r) are connected to the inflationary parameter N_k through the reheating temperature T_{re} . The combined observational data **P+ACT+LB+BK18** place stringent constraints on large-scale inflationary observables (n_s, r) , thereby constraining the inflationary energy scale and the reheating temperature. To avoid spoilage of BBN, the reheating temperature must also be satisfy $T_{\text{re}} > T_{\text{BBN}}$.

Moreover, since reheating temperature is directly

related to the inflaton-SM coupling parameters, these observational bounds also impose an indirect bound on the inflaton decay or annihilation couplings. In addition to observational inputs, we include the BBN constraint from PGWs, which sets a lower bound on T_{re} . We also incorporate NPC to ensure the validity of the perturbative treatment of inflaton decay or annihilation. Altogether, the final constraints on the model parameters arise from a combination of **P+ACT+LB+BK18+BBN+PGWs+NPC**.

TABLE III. Bounds on the inflaton-SM coupling parameter \tilde{g}, μ for the α -attractor model

Model	$n(w_\phi)$	$\tilde{g} = g/m_\phi^{\text{end}}$	μ
E	1 (0)	null	null
	2 (1/3)	$4.9 \times 10^{-28} - 5 \times 10^{-5}$	$6.0 \times 10^{-16} - 6 \times 10^{-7}$
	3 (0.5)	$2.34 \times 10^{-34} - 1.22 \times 10^{-6}$	$8.81 \times 10^{-28} - 8.38 \times 10^{-10}$
	6 (5/7)	$8.95 \times 10^{-33} - 7.36 \times 10^{-9}$	$1.62 \times 10^{-32} - 1.65 \times 10^{-12}$
	15 (7/8)	$7.77 \times 10^{-28} - 2.21 \times 10^{-10}$	$2.1 \times 10^{-31} - 1.65 \times 10^{-14}$
T	1 (0)	null	null
	2 (1/3)	null	null
	3 (0.5)	$9.19 \times 10^{-34} - 4.36 \times 10^{-20}$	$1.89 \times 10^{-27} - 7.9 \times 10^{-19}$
	6 (5/7)	$7.8 \times 10^{-33} - 2.52 \times 10^{-13}$	$3.04 \times 10^{-32} - 1.26 \times 10^{-16}$
	15 (7/8)	$5.68 \times 10^{-28} - 7.4 \times 10^{-12}$	$4.34 \times 10^{-31} - 3.48 \times 10^{-16}$

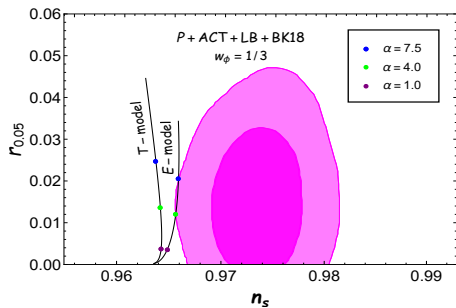


FIG. 3. α -attractor model predictions of (n_s, r) for $w_\phi = 1/3$ in the $(n_s - r)$ plane, and compared with recent combined observational data from **P+ACT+LB+BK18**. The deep magenta and light magenta shaded regions represent the 1σ (68% CL) and 2σ (95% CL) confidence intervals, respectively

A. Model Constraints

1. E-model

We have presented our theoretical model predictions of (n_s, r) for various combinations of the potential parameter α and the inflaton EoS parameter w_ϕ in the $(n_s - r)$ plane, as shown in Fig. 2. These predictions span reheating temperatures ranging from the maximum $T_{\text{re}} \sim 10^{15}$ GeV (solid black lines) down to the BBN threshold $T_{\text{BBN}} \sim 4$ MeV (dashed black lines). However, the combined observational data from **P+ACT+LB+BK18** imposes a lower bound on the reheating temperature for $w_\phi < 1/3$. The upper bound on T_{re} is set either by the assumption of instantaneous reheating or by the NPC condition, depending on the reheating process. Specifically, for the bosonic decay channel, the NPC condition yields a more stringent upper bound on T_{re} , denoted as $T_{\text{re}}^{\text{NPC}}$, compared to the instantaneous reheating limit. In contrast, for the bosonic annihilation channel, no such NPC bound arises, and T_{max} serves as the upper limit on T_{re} . As a result, for $w_\phi < 1/3$, the allowed upper limit on T_{re} directly translates into a maximum permissible value for the potential parameter α . In contrast, for $w_\phi > 1/3$, the lower bound on T_{re} ,

determined either by the BBN constraint or by $T_{\text{re}}^{\text{GW}}$, sets an upper limit on the potential parameter α . In Table II, we have provided the allowed limit of α for five different $w_\phi = (0, 1/3, 0.5, 5/7, 7/8)$ by employing all bounds together.

In Fig. 4, we present the predicted reheating temperature as a function of the potential parameter α . For a matter-like EoS ($w_\phi = 0.0$), the combined data from **P+ACT+LB+BK18** permits a range of T_{re} values within the 2σ confidence level, highlighted in magenta. However, in the case of bosonic decay, this entire region is excluded by the NPC (see Fig. 4). Moreover, for bosonic annihilation, a matter-like reheating scenario is not possible. Consequently, matter-like reheating is completely ruled out in both the decay and annihilation scenarios. As w_ϕ increases, the model predictions for (n_s, r) shift towards the right side of the plane, resulting in better agreement with observational constraints. In Table II, we provide the allowed range of T_{re} corresponding to different values of w_ϕ .

From the particle physics perspective, it is crucial to derive constraints on the microphysical inflaton-SM coupling parameters. Since the inflaton-SM coupling directly determines the reheating temperature, the constraint on T_{re} indirectly provides bounds on the coupling parameter, as shown in Fig. 5,6. Typically, the maximum value of the coupling parameter corresponds to the instantaneous reheating temperature, $T_{\text{re}} \simeq 10^{15}$ GeV. However, nonperturbative corrections (NPC) can further tighten this upper bound. For the bosonic decay channel ($\phi \rightarrow bb$), the NPC bound is stronger than that from instantaneous reheating. Additionally, the combined observational constraints from **P+ACT+LB+BK18** also place an upper bound on the coupling parameter by limiting T_{re} . Therefore, the most stringent among these constraints determines the allowed upper limit of the coupling. It is worth noting that for bosonic annihilation processes, NPC does not apply. In this case, the upper limit of the quartic coupling is always set by the observational bounds from **P+ACT+LB+BK18**. Unlike the upper limit, the lower bound on the inflaton-radiation coupling arises indirectly from the lower limit of the reheating

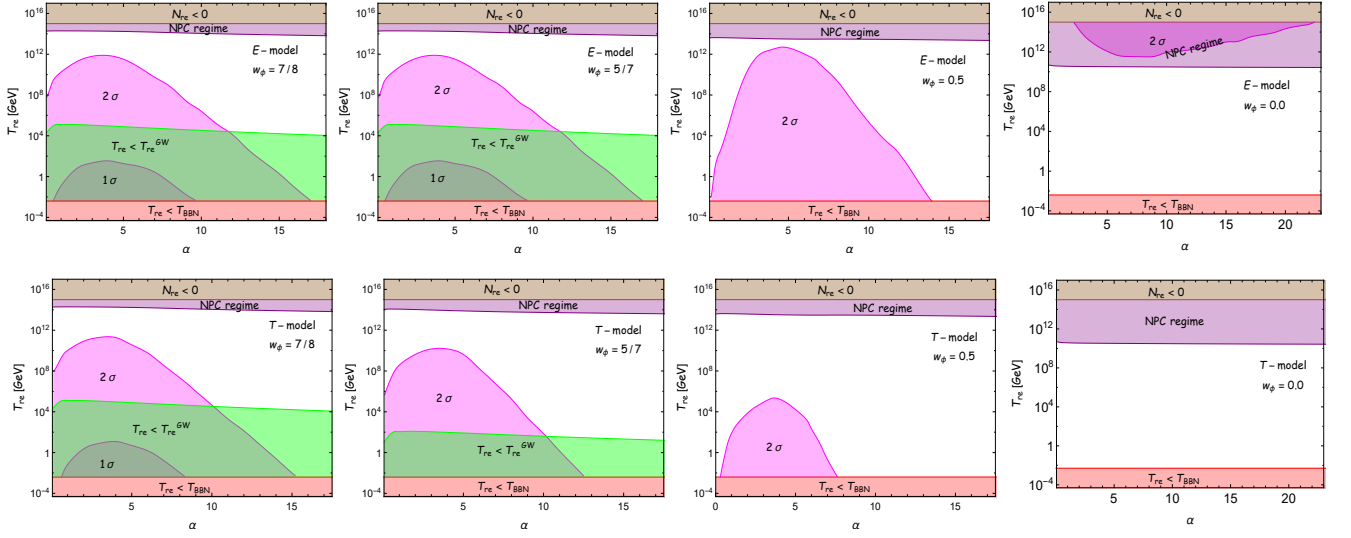


FIG. 4. The impact of **P+ACT+LB+BK18+BBN+PGWs+NPC** on reheating temperature T_{re} with respect to α both for E-model (upper panel) and T-model (lower panel). We consider four representative values of the inflaton EoS $w_\phi = (7/8, 5/7, 0.5, 0.0)$. The red and green shaded region indicates $T_{\text{re}} < T_{\text{BBN}}$ and $T_{\text{re}} < T_{\text{re}}^{\text{GW}}$, respectively, indicating regions excluded by BBN and GW overproduction. The purple shaded regions depict NPC regions where the perturbative treatment is not valid for the bosonic decay process. Brown-shaded region implies no reheating ($N_{\text{re}} < 0$).

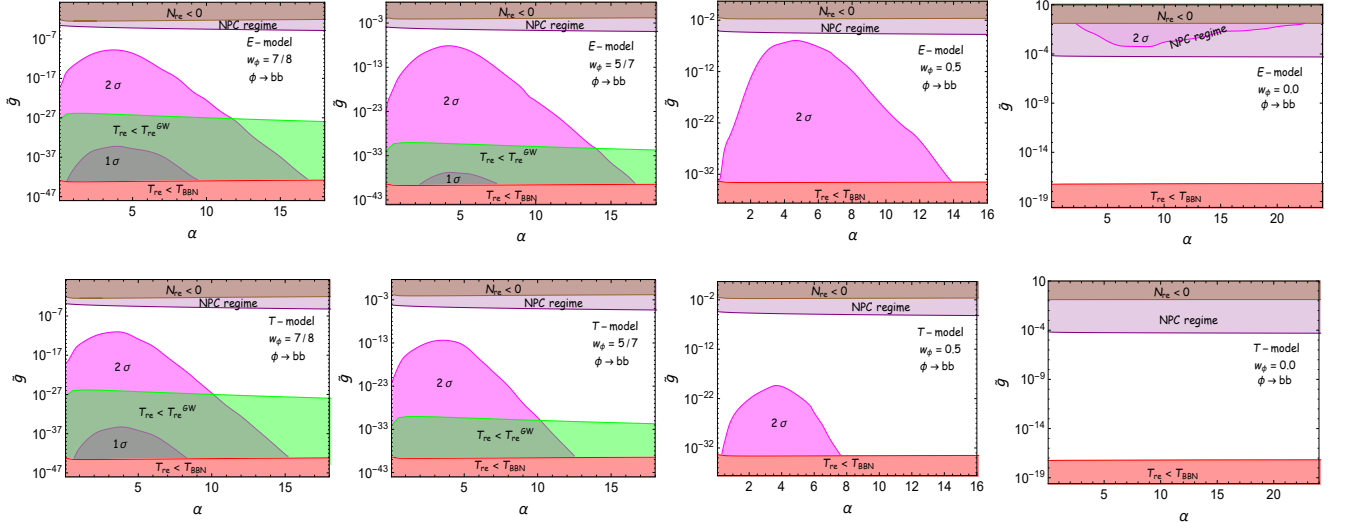


FIG. 5. The impact of **P+ACT+LB+BK18+BBN+PGWs+NPC** on dimensionless trilinear coupling $\tilde{g} = g/m_\phi^{\text{end}}$ with respect to α both for E-model (upper panel) and T-model (lower panel). We consider four representative values of the inflaton EoS $w_\phi = (7/8, 5/7, 0.5, 0.0)$. The red and green shaded region indicates $T_{\text{re}} < T_{\text{BBN}}$ and $T_{\text{re}} < T_{\text{re}}^{\text{GW}}$, respectively, indicating regions excluded by BBN and GW overproduction. The purple shaded regions depict NPC regions where the perturbative treatment is not valid for the bosonic decay process. Brown-shaded region implies no reheating ($N_{\text{re}} < 0$).

temperature. If $w_\phi > 0.60$, the constraint from $T_{\text{re}}^{\text{GW}}$ always determines the minimum allowed reheating temperature, with typical values around $T_{\text{re}}^{\text{GW}} \sim 10$ GeV and 10^4 GeV for $w_\phi = 5/7$ and $7/8$, respectively. In the absence of PGW constraints (i.e., when $w_\phi < 1/3$), one might expect the minimum reheating temperature to be close to T_{BBN} . However, this expectation may not hold once we incorporate observational

constraints from P+ACT+LB+BK18, which can push the lower bound higher. Finally, using the combined bounds from P+ACT+LB+BK18+BBN+PGWs+NPC, the numerically estimated values of the coupling parameters \tilde{g} and μ are presented in Tables-III.

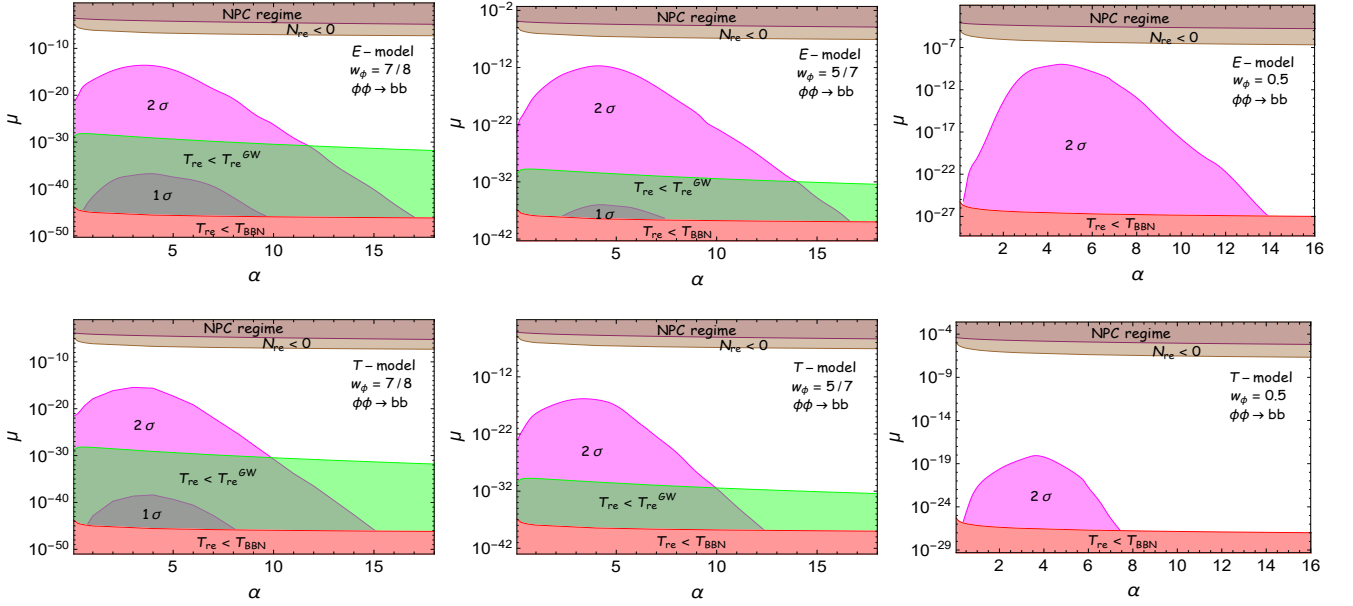


FIG. 6. The impact of **P+ACT+LB+BK18+BBN+PGWs+NPC** on dimensionless quartic coupling μ with respect to α both for E-model (upper panel) and T-model (lower panel). The remaining description follows that of Fig. 5.

2. T-model

We have performed a similar analysis for the α -attractor T-model and presented the corresponding results in Figs. 4, 5, and 6. Unlike the E-model, the T-model with $w_\phi = 0.0, 1/3$ is not favorable with the recent combined observation **P+ACT+LB+BK18** (see Figs. 3). However, for larger values of w_ϕ such as 0.5, 5/7, and 7/8, certain regions of the parameter space are allowed by observations, similar to the E-model. Despite this similarity, the allowed parameter ranges differ significantly between the two models. For instance, for $w_\phi = 0.5$, the maximum allowed value of α for the T-model is 7.8, whereas for the E-model it extends up to 13.9. This indicates that the T-model permits comparatively smaller values of the α parameter. Likewise, the reheating temperature predictions are also different. For $w_\phi = 0.5$, the maximum allowed reheating temperature for the T-model is of the order $\mathcal{O}(10^5)$ GeV, while for the E-model it reaches as high as $\mathcal{O}(10^{12})$ GeV. Since the reheating temperature predictions differ between the models, the corresponding predictions for the microphysical inflaton-SM coupling are also different (see Table III).

7. GRAVITATIONAL DARK MATTER: CONSTRAINING ITS MASS

Gravitational freeze-in production of DM is universal in nature and hence will always be present in any inflationary scenario. We have considered both bosonic dark matter (BDM) and fermionic dark matter (FDM).

The gravitational production rates are,

$$R_\phi^x = \begin{cases} \frac{\rho_\phi^2}{8\pi M_{\text{P}}^4} \Sigma_{\text{b}}^0, & \text{BDM} \\ \frac{\rho_\phi^2}{2\pi M_{\text{P}}^4} \frac{m_{\text{f}}^2}{\gamma^2 m_\phi^2} \Sigma_{\text{f}}^{1/2} & \text{FDM} \end{cases} \quad (7.1)$$

where $m_{\text{b,f}}$ is the DM mass and

$$\begin{aligned} \Sigma_{\text{b}}^0 &= \sum_{\nu=1}^{\infty} |\mathcal{P}_\nu^{2n}|^2 \left(1 + \frac{2m_{\text{b}}^2}{\nu^2 \gamma^2 m_\phi^2} \right)^2 \left(1 - \frac{4m_{\text{b}}^2}{\nu^2 \gamma^2 m_\phi^2} \right)^{1/2}, \\ \Sigma_{\text{f}}^{1/2} &= \sum_{\nu=1}^{\infty} \frac{1}{\nu^2} |\mathcal{P}_\nu^{2n}|^2 \left(1 - \frac{4m_{\text{f}}^2}{\nu^2 \gamma^2 m_\phi^2} \right)^{3/2}. \end{aligned} \quad (7.2)$$

The evolution of DM number density (n_{DM}) is governed by the Boltzmann equation

$$\dot{n}_{\text{DM}} + 3Hn_{\text{DM}} = R_\phi^x, \quad (7.3)$$

Using the Eq.(7.1) in Eq.(7.3), we have obtained the following solutions for the number density at the end of reheating a_{re}

$$n_{\text{x}}(a_{\text{re}}) \simeq \begin{cases} \frac{3H_{\text{end}}^3 \Sigma_{\text{b}}^0}{4\pi(1+3w_\phi)} \left(\frac{a_{\text{re}}}{a_{\text{end}}} \right)^{-3}, & \text{BDM} \\ \frac{3H_{\text{end}}^3 m_{\text{f}}^2 \Sigma_{\text{f}}^{1/2}}{\pi(1-w_\phi)(\gamma m_\phi^{\text{end}})^2} \left(\frac{a_{\text{re}}}{a_{\text{end}}} \right)^{-3}. & \text{FDM} \end{cases} \quad (7.4)$$

The present-day DM relic abundance $\Omega_{\text{x}} h^2 = \Omega_{\text{R}} h^2 \frac{m_{\text{x}} n_{\text{x}}(a_{\text{re}})}{\epsilon T_{\text{now}} T_{\text{re}}^3}$ can be written as

$$\Omega_{\text{x}} h^2 \simeq \begin{cases} \Omega_{\text{R}} h^2 \frac{3\Sigma_{\text{b}}^0}{4\pi\epsilon(1+3w_\phi)} \frac{H_{\text{end}}^3 m_{\text{b}}}{T_{\text{now}} T_{\text{re}}^3} \left(\frac{a_{\text{re}}}{a_{\text{end}}} \right)^3 & \text{BDM}, \\ \Omega_{\text{R}} h^2 \frac{3\Sigma_{\text{f}}^{1/2}}{\pi\epsilon(1-w_\phi)} \frac{m_{\text{f}}^2}{(\gamma m_\phi^{\text{end}})^2} \frac{m_{\text{f}} H_{\text{end}}^3}{T_{\text{now}} T_{\text{re}}^3} \left(\frac{a_{\text{re}}}{a_{\text{end}}} \right)^3 & \text{FDM}. \end{cases} \quad (7.5)$$

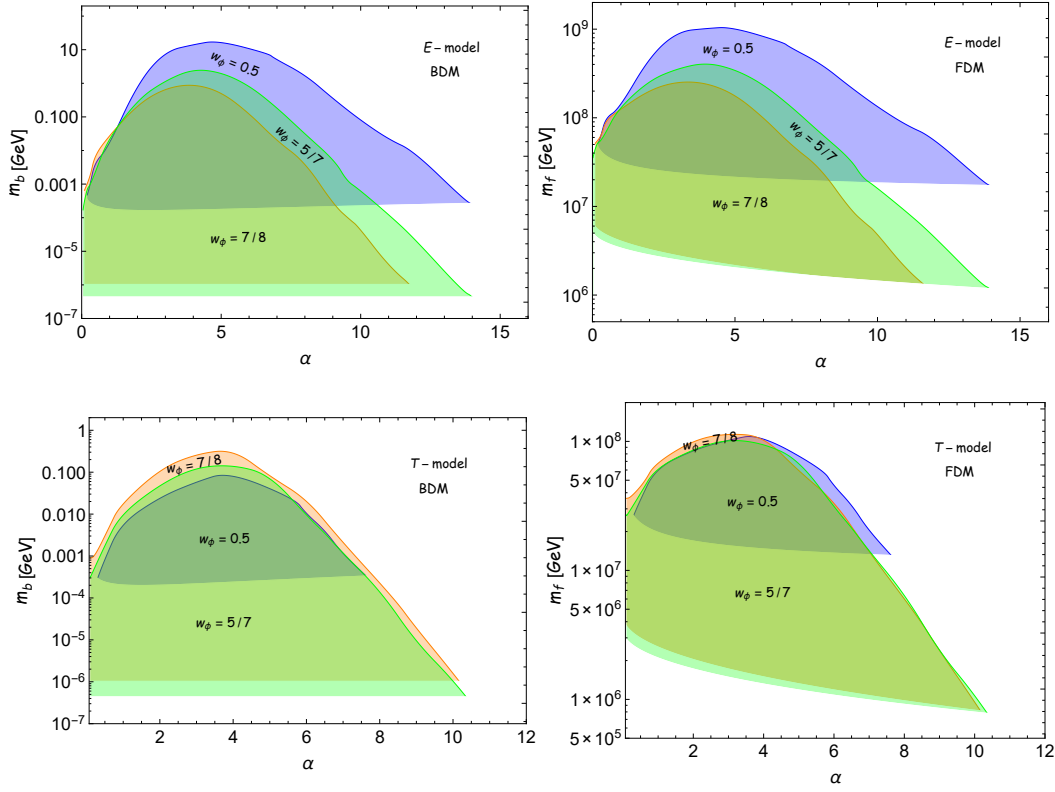


FIG. 7. Constraints on the gravitational DM mass within the allowed limit of α and T_{re} for different $w_\phi = 0.5, 5/7, 7/8$. The left (right) panel shows results for bosonic (fermionic) dark matter. The upper and lower panels correspond to the α -attractor E-model and T-model, respectively.

TABLE IV. Bounds on the DM mass from P+ACT+LB+BK18+BBN+PGWS+NPC for the α -attractor model.

Model	$n(w_\phi)$	$m_b(\text{GeV})$	$m_f(\text{GeV})$
E	3 (0.5)	$2.0 \times 10^{-4} - 1.679 \times 10^1$	$1.72 \times 10^7 - 1.03 \times 10^9$
	6 (5/7)	$4.42 \times 10^{-7} - 2.52 \times 10^0$	$7.92 \times 10^5 - 9.84 \times 10^7$
	15 (7/8)	$1.02 \times 10^{-6} - 8.9 \times 10^{-1}$	$7.94 \times 10^5 - 1.09 \times 10^8$
T	3 (0.5)	$2.0 \times 10^{-4} - 8.0 \times 10^{-2}$	$1.3 \times 10^7 - 1.1 \times 10^8$
	6 (5/7)	$4.54 \times 10^{-7} - 1.5 \times 10^{-1}$	$7.82 \times 10^5 - 1.05 \times 10^8$
	15 (7/8)	$1.01 \times 10^{-6} - 3.0 \times 10^{-1}$	$7.98 \times 10^5 - 1.27 \times 10^8$

In terms of reheating temperature T_{re} , the DM abundance can be written as,

$$\frac{\Omega_x h^2}{\Omega_R h^2} \simeq \begin{cases} \frac{3H_{\text{end}}^3 m_b \Sigma_b^0}{4\pi\epsilon(1+3w_\phi)T_{\text{now}}} \left(\frac{\epsilon}{3M_{\text{p}}^2 H_{\text{end}}^2} \right)^{\frac{1}{1+w_\phi}} T_{\text{re}}^{\frac{1-3w_\phi}{1+w_\phi}}, \\ \frac{3H_{\text{end}}^3 m_f^3 \Sigma_f^{1/2}}{\pi\epsilon(1-w_\phi)(\gamma m_\phi^{\text{end}})^2 T_{\text{now}}} \left(\frac{\epsilon}{3M_{\text{p}}^2 H_{\text{end}}^2} \right)^{\frac{1}{1+w_\phi}} T_{\text{re}}^{\frac{1-3w_\phi}{1+w_\phi}}. \end{cases} \quad (7.6)$$

Since DM is produced from the inflaton, its abundance depends only on the reheating temperature and is insensitive to the detailed evolution of the thermal history. As a result, both bosonic decay and bosonic annihilation channels yield identical expressions for the DM abundance. Interestingly, in the case of gravitational DM production, the abundance depends only on the DM mass for given values of w_ϕ and T_{re} , and is independent of any arbitrary inflaton-DM coupling.

In the previous section, we discussed in detail the impact of the latest observational constraints from P+ACT+LB+BK18 on inflation and reheating. Since the DM abundance depends on both the inflationary parameter (H_{end}) and the reheating temperature (T_{re}), we explore the allowed DM mass range within the constrained inflation and reheating parameter space. The results are shown in Fig. 7, where we identify the DM mass range that yields the correct relic abundance today, $\Omega_x h^2 = 0.118$ [9, 10], consistent with the recent ACT DR6 observations.

In Fig. 7, we present the allowed dark matter (DM) mass ranges for both bosonic (left panel) and fermionic (right panel) DM candidates, considering three representative values of the inflaton equation-of-state parameter: $w_\phi = 0.5$ (blue), $5/7$ (green), and $7/8$

(orange). Since matter-like reheating ($w_\phi = 0$) is ruled out for bosonic decay—and not viable for bosonic annihilation—we obtain no DM prediction in that case. Additionally, $w_\phi = 1/3$ is not favored by observations in the case of the T-model, resulting in a null DM prediction. However, for the E-model, $w_\phi = 1/3$ remains observationally consistent. Interestingly, for $w_\phi = 1/3$, the DM abundance becomes independent of the reheating temperature T_{re} . In this case, the correct relic abundance is satisfied for a fixed bosonic DM mass $m_b \sim \mathcal{O}(10^2)$ GeV, and for fermionic DM, $m_f \sim \mathcal{O}(10^9)$ GeV. Table IV summarizes the allowed DM mass ranges for both E-model and T-model scenarios. A comparative analysis reveals that the T-model generally allows for a lower DM mass compared to the E-model.

8. CONCLUSIONS

In this work, we have performed a comprehensive phenomenological analysis of the latest combined cosmological data set (P+ACT+LB+BK18)—focusing on its implications for inflation and the subsequent reheating phase. We examined the α -attractor inflationary framework in conjunction with two distinct reheating scenarios: (i) perturbative decay of the inflaton into SM bosons via $\phi \rightarrow bb$, and (ii) bosonic annihilation $\phi\phi \rightarrow bb$. In addition to observational constraints, we incorporated limits from the overproduction of PGWs, which constrain the reheating dynamics through bounds on ΔN_{eff} , as well as nonperturbative constraints (NPC) on the inflaton-SM couplings, ensuring the validity of the perturbative Boltzmann treatment.

At the first step, considering the most conservative bound of reheating temperature ($T_{\text{BBN}}, 10^{15}$ GeV), we project our result in the $(n_s - r)$ plane to fix the upper limit on the potential parameter α at 2σ C.L. Once we fixed α for five different sets of inflaton equation of state $w_\phi = (0, 1/3, 0.5, 5/7, 7/8)$, that in turn fixes inflationary parameters such as the range of N_k and H_{end} . The limiting values of inflationary parameters for different models are shown in Table II.

In the second step, considering those bounds on inflationary parameters, we analyze the restriction on the reheating parameters such as T_{re} and couplings \tilde{g}, μ . The bounds corresponding to the reheating temperature (coupling) for different w_ϕ is shown in Table II (III). Finally, we also explored bounds on dark matter masses produced via universal gravitational production during the reheating era. We considered both bosonic and fermionic DM candidates, whose relic abundances are sensitive to the inflationary and reheating parameters. The resulting mass constraints differ between the E-model and T-model scenarios, as summarized in Table IV.

9. ACKNOWLEDGMENTS

RM and AC would like to thank the Ministry of Human Resource Development, Government of India (GoI), for financial assistance. SM extends sincere gratitude to the Department of Science and Technology (DST) for their generous financial support through the INSPIRE scheme (Fellowship No IF190758).

Appendix A: Constraining the inflaton-SM coupling without BE effect

In this appendix, we have shown how the trilinear and quartic coupling constants are constrained by the recent ACT DR6 observations when quantum effects such as Bose enhancement are neglected. Since the predictions for n_s and r do not depend on the details of the thermal history (decay process of inflaton), but only on the magnitude of the reheating temperature and the inflaton EoS, all model predictions remain the same except for the inflaton coupling. The BE effect enhances the particle production rate from the inflaton condensate; its inclusion leads to a smaller predicted value for the coupling parameter compared to the case without the BE effect (see Figs. 8, 9). The numerical values of the coupling parameters are summarized in Table-V,

TABLE V. Bounds on the inflaton-SM coupling parameter \tilde{g}, μ for the α -attractor model without BE effect

Model	$n(w_\phi)$	$\tilde{g} = g/m_\phi^{\text{end}}$	μ
E	1 (0)	null	null
	2 (1/3)	$2.0 \times 10^{-23} - 5 \times 10^{-5}$	$1.50 \times 10^{-13} - 6 \times 10^{-7}$
	3 (0.5)	$6.72 \times 10^{-30} - 3.34 \times 10^{-5}$	$1.83 \times 10^{-23} - 4.78 \times 10^{-15}$
	6 (5/7)	$2.12 \times 10^{-26} - 1.75 \times 10^{-6}$	$1.34 \times 10^{-26} - 2.23 \times 10^{-7}$
	15 (7/8)	$5.32 \times 10^{-22} - 8.84 \times 10^{-8}$	$2.68 \times 10^{-25} - 1.65 \times 10^{-11}$
T	1 (0)	null	null
	2 (1/3)	null	null
	3 (0.5)	$7.36 \times 10^{-29} - 4.73 \times 10^{-17}$	$1.25 \times 10^{-23} - 1.29 \times 10^{-15}$
	6 (5/7)	$8.46 \times 10^{-26} - 7.12 \times 10^{-10}$	$5.12 \times 10^{-27} - 2.26 \times 10^{-13}$
	15 (7/8)	$1.26 \times 10^{-21} - 1.37 \times 10^{-8}$	$8.92 \times 10^{-26} - 6.53 \times 10^{-13}$

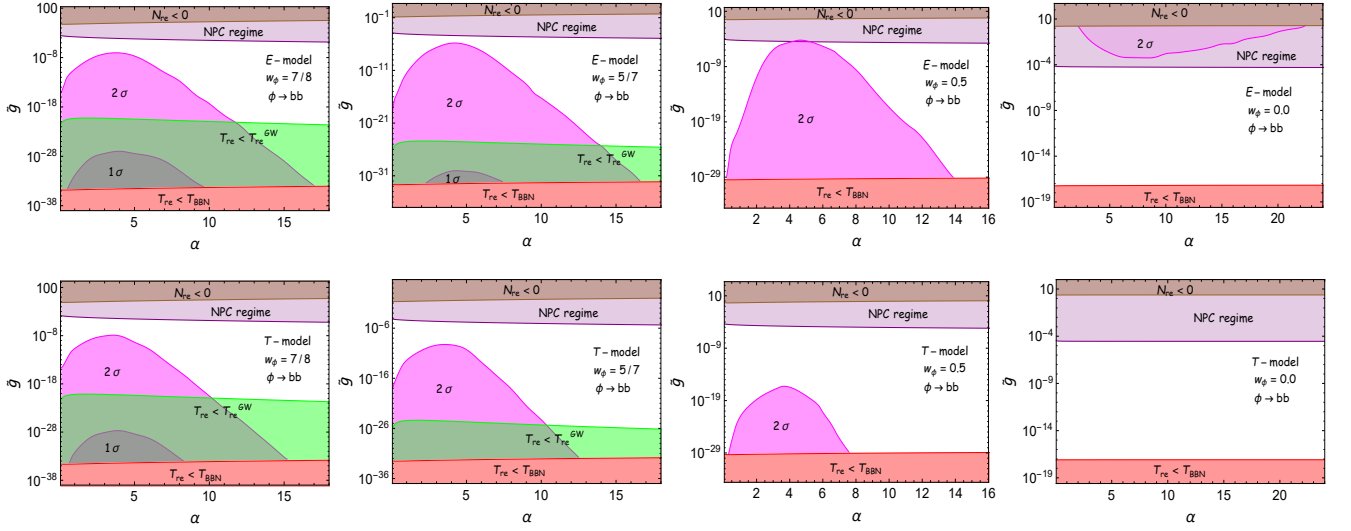


FIG. 8. Description of the plot is the same as Fig. 5, except that the BE effect is neglected here

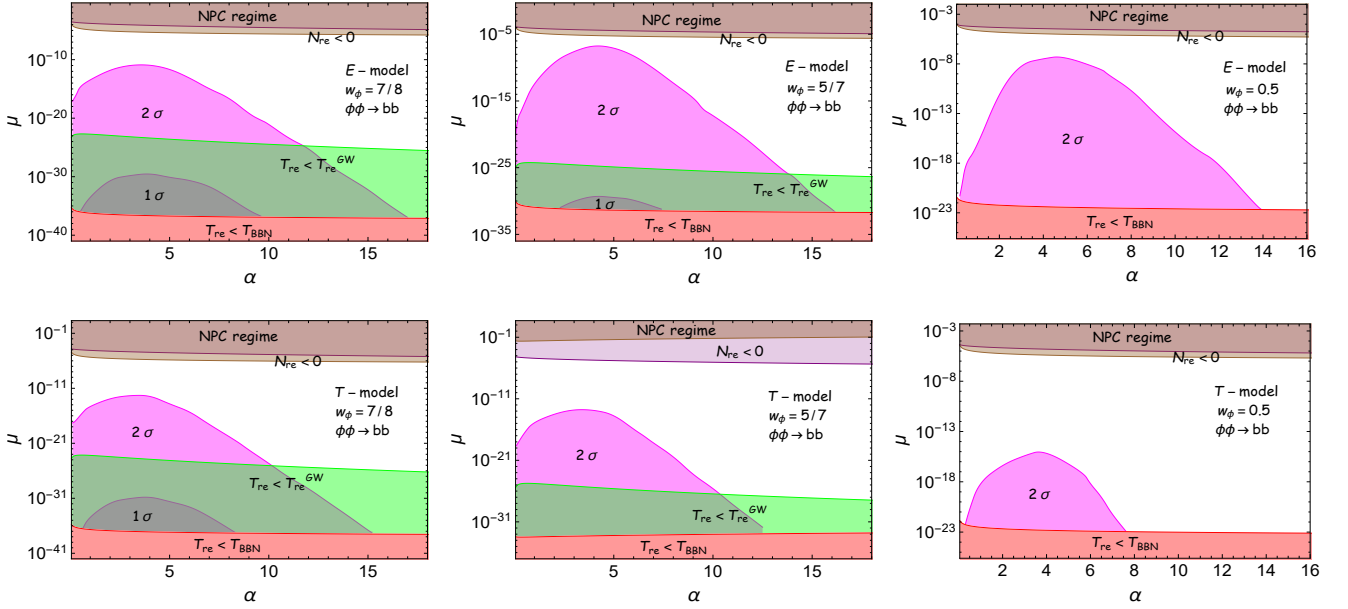


FIG. 9. Description of the plot is the same as Fig. 6, except that the BE effect is neglected here

-
- [1] A. H. Guth and S. Y. Pi, *Phys. Rev. Lett.* **49**, 1110 (1982).
- [2] A. A. Starobinsky, *Phys. Lett. B* **117**, 175 (1982).
- [3] A. Albrecht, P. J. Steinhardt, M. S. Turner, and F. Wilczek, *Phys. Rev. Lett.* **48**, 1437 (1982).
- [4] Y. Sofue and V. Rubin, *Ann. Rev. Astron. Astrophys.* **39**, 137 (2001), [arXiv:astro-ph/0010594](#).
- [5] K. N. Abazajian *et al.* (CMB-S4), (2016), [arXiv:1610.02743 \[astro-ph.CO\]](#).
- [6] Y. Akrami *et al.* (Planck), *Astron. Astrophys.* **641**, A10 (2020), [arXiv:1807.06211 \[astro-ph.CO\]](#).
- [7] P. A. R. Ade *et al.* (BICEP, Keck), *Phys. Rev. Lett.* **127**, 151301 (2021), [arXiv:2110.00483 \[astro-ph.CO\]](#).
- [8] P. A. R. Ade *et al.* (BICEP2, Keck Array), *Phys. Rev. Lett.* **121**, 221301 (2018), [arXiv:1810.05216 \[astro-ph.CO\]](#).
- [9] T. Louis *et al.* (ACT), (2025), [arXiv:2503.14452 \[astro-ph.CO\]](#).
- [10] E. Calabrese *et al.* (ACT), (2025), [arXiv:2503.14454 \[astro-ph.CO\]](#).
- [11] R. Kallosh, A. Linde, and D. Roest, (2025), [arXiv:2503.21030 \[hep-th\]](#).
- [12] S. Aoki, H. Otsuka, and R. Yanagita, (2025), [arXiv:2504.01622 \[hep-ph\]](#).

- [13] A. Berera, S. Brahma, Z. Qiu, R. O. Ramos, and G. S. Rodrigues, (2025), [arXiv:2504.02655 \[hep-th\]](#).
- [14] C. Dioguardi, A. J. Iovino, and A. Racioppi, (2025), [arXiv:2504.02809 \[gr-qc\]](#).
- [15] I. D. Gialamas, A. Karam, A. Racioppi, and M. Raidal, (2025), [arXiv:2504.06002 \[astro-ph.CO\]](#).
- [16] A. Salvio, (2025), [arXiv:2504.10488 \[hep-ph\]](#).
- [17] I. Antoniadis, J. Ellis, W. Ke, D. V. Nanopoulos, and K. A. Olive, (2025), [arXiv:2504.12283 \[hep-ph\]](#).
- [18] J. Kim, X. Wang, Y.-l. Zhang, and Z. Ren, (2025), [arXiv:2504.12035 \[astro-ph.CO\]](#).
- [19] C. Dioguardi and A. Karam, (2025), [arXiv:2504.12937 \[gr-qc\]](#).
- [20] Q. Gao, Y. Gong, Z. Yi, and F. Zhang, (2025), [arXiv:2504.15218 \[astro-ph.CO\]](#).
- [21] M. He, M. Hong, and K. Mukaida, (2025), [arXiv:2504.16069 \[astro-ph.CO\]](#).
- [22] C. Pallis, (2025), [arXiv:2504.20273 \[hep-ph\]](#).
- [23] M. Drees and Y. Xu, (2025), [arXiv:2504.20757 \[astro-ph.CO\]](#).
- [24] M. R. Haque, S. Pal, and D. Paul, (2025), [arXiv:2505.01517 \[astro-ph.CO\]](#).
- [25] D. S. Zharov, O. O. Sobol, and S. I. Vilchinskii, (2025), [arXiv:2505.01129 \[astro-ph.CO\]](#).
- [26] L. Liu, Z. Yi, and Y. Gong, (2025), [arXiv:2505.02407 \[astro-ph.CO\]](#).
- [27] M. R. Haque, S. Pal, and D. Paul, (2025), [arXiv:2505.04615 \[astro-ph.CO\]](#).
- [28] M. Kawasaki, K. Kohri, and N. Sugiyama, *Phys. Rev. D* **62**, 023506 (2000), [arXiv:astro-ph/0002127](#).
- [29] S. Hannestad, *Phys. Rev. D* **70**, 043506 (2004), [arXiv:astro-ph/0403291](#).
- [30] N. Barbieri, T. Brinckmann, S. Gariazzo, M. Lattanzi, S. Pastor, and O. Pisanti, (2025), [arXiv:2501.01369 \[astro-ph.CO\]](#).
- [31] P. F. de Salas, M. Lattanzi, G. Mangano, G. Miele, S. Pastor, and O. Pisanti, *Phys. Rev. D* **92**, 123534 (2015), [arXiv:1511.00672 \[astro-ph.CO\]](#).
- [32] J. Ellis, M. A. G. Garcia, D. V. Nanopoulos, K. A. Olive, and S. Verner, *Phys. Rev. D* **105**, 043504 (2022), [arXiv:2112.04466 \[hep-ph\]](#).
- [33] A. Chakraborty, M. R. Haque, D. Maity, and R. Mondal, *Phys. Rev. D* **108**, 023515 (2023), [arXiv:2304.13637 \[astro-ph.CO\]](#).
- [34] M. Drewes and L. Ming, *Phys. Rev. Lett.* **133**, 031001 (2024), [arXiv:2208.07609 \[hep-ph\]](#).
- [35] M. Drewes, L. Ming, and I. Oldengott, *JCAP* **05**, 081 (2024), [arXiv:2303.13503 \[hep-ph\]](#).
- [36] Y. Liu, L. Ming, M. Drewes, and H. Li, (2025), [arXiv:2503.21207 \[astro-ph.CO\]](#).
- [37] K. Abazajian *et al.* (CMB-S4), *Astrophys. J.* **926**, 54 (2022), [arXiv:2008.12619 \[astro-ph.CO\]](#).
- [38] E. Allys *et al.* (LiteBIRD), *PTEP* **2023**, 042F01 (2023), [arXiv:2202.02773 \[astro-ph.IM\]](#).
- [39] H. Li *et al.*, *Natl. Sci. Rev.* **6**, 145 (2019), [arXiv:1710.03047 \[astro-ph.CO\]](#).
- [40] H. Li, S.-Y. Li, Y. Liu, Y.-P. Li, and X. Zhang, *Nature Astron.* **2**, 104 (2018), [arXiv:1802.08455 \[astro-ph.IM\]](#).
- [41] M. Drewes, J. U. Kang, and U. R. Mun, *JHEP* **11**, 072 (2017), [arXiv:1708.01197 \[astro-ph.CO\]](#).
- [42] M. A. G. Garcia, K. Kaneta, Y. Mambrini, and K. A. Olive, *JCAP* **04**, 012 (2021), [arXiv:2012.10756 \[hep-ph\]](#).
- [43] Y. Shtanov, J. H. Traschen, and R. H. Brandenberger, *Phys. Rev. D* **51**, 5438 (1995), [arXiv:hep-ph/9407247](#).
- [44] K. Ichikawa, T. Suyama, T. Takahashi, and M. Yamaguchi, *Phys. Rev. D* **78**, 063545 (2008), [arXiv:0807.3988 \[astro-ph\]](#).
- [45] M. A. G. Garcia, K. Kaneta, Y. Mambrini, and K. A. Olive, *Phys. Rev. D* **101**, 123507 (2020), [arXiv:2004.08404 \[hep-ph\]](#).
- [46] M. R. Haque, D. Maity, and R. Mondal, *JHEP* **09**, 012 (2023), [arXiv:2301.01641 \[hep-ph\]](#).
- [47] P. Adshead, P. Ralegankar, and J. Shelton, *JHEP* **08**, 151 (2019), [arXiv:1906.02755 \[hep-ph\]](#).
- [48] M. A. G. Garcia, Y. Mambrini, K. A. Olive, and S. Verner, *JCAP* **10**, 061 (2021), [arXiv:2107.07472 \[hep-ph\]](#).
- [49] M. R. Haque, E. Kpatcha, D. Maity, and Y. Mambrini, *Phys. Rev. D* **109**, 023521 (2024), [arXiv:2309.06505 \[hep-ph\]](#).
- [50] L. Dai, M. Kamionkowski, and J. Wang, *Phys. Rev. Lett.* **113**, 041302 (2014), [arXiv:1404.6704 \[astro-ph.CO\]](#).
- [51] J. L. Cook, E. Dimastrogiovanni, D. A. Easson, and L. M. Krauss, *JCAP* **04**, 047 (2015), [arXiv:1502.04673 \[astro-ph.CO\]](#).
- [52] L. P. Grishchuk, *Zh. Eksp. Teor. Fiz.* **67**, 825 (1974).
- [53] M. C. Guzzetti, N. Bartolo, M. Liguori, and S. Matarrese, *Riv. Nuovo Cim.* **39**, 399 (2016), [arXiv:1605.01615 \[astro-ph.CO\]](#).
- [54] A. A. Starobinsky, *JETP Lett.* **30**, 682 (1979).
- [55] S. S. Mishra, V. Sahni, and A. A. Starobinsky, *JCAP* **05**, 075 (2021), [arXiv:2101.00271 \[gr-qc\]](#).
- [56] M. Benetti, L. L. Graef, and S. Vagnozzi, *Phys. Rev. D* **105**, 043520 (2022), [arXiv:2111.04758 \[astro-ph.CO\]](#).
- [57] M. R. Haque, D. Maity, T. Paul, and L. Sriramkumar, *Phys. Rev. D* **104**, 063513 (2021).
- [58] S. Maity and M. R. Haque, (2024), [arXiv:2407.18246 \[astro-ph.CO\]](#).
- [59] L. Pagano, L. Salvati, and A. Melchiorri, *Phys. Lett. B* **760**, 823 (2016), [arXiv:1508.02393 \[astro-ph.CO\]](#).
- [60] T.-H. Yeh, J. Shelton, K. A. Olive, and B. D. Fields, *JCAP* **10**, 046 (2022), [arXiv:2207.13133 \[astro-ph.CO\]](#).
- [61] N. Aghanim *et al.* (Planck), *Astron. Astrophys.* **641**, A6 (2020), [Erratum: *Astron. Astrophys.* 652, C4 (2021)], [arXiv:1807.06209 \[astro-ph.CO\]](#).
- [62] L. Kofman, A. D. Linde, and A. A. Starobinsky, *Phys. Rev. D* **56**, 3258 (1997), [arXiv:hep-ph/9704452](#).
- [63] P. B. Greene, L. Kofman, A. D. Linde, and A. A. Starobinsky, *Phys. Rev. D* **56**, 6175 (1997), [arXiv:hep-ph/9705347](#).
- [64] P. B. Greene and L. Kofman, *Phys. Rev. D* **62**, 123516 (2000), [arXiv:hep-ph/0003018](#).
- [65] S. Coleman and E. Weinberg, *Phys. Rev. D* **7**, 1888 (1973).
- [66] M. Drees and Y. Xu, *JCAP* **09**, 012 (2021), [arXiv:2104.03977 \[hep-ph\]](#).