

# Reconstructing Physics-Informed Machine Learning for Traffic Flow Modeling: a Multi-Gradient Descent and Pareto Learning Approach

Yuan-Zheng Lei<sup>a</sup>, Yaobang Gong<sup>a</sup>, Dianwei Chen<sup>a</sup>, Yao Cheng<sup>a</sup>, Xianfeng Terry Yang<sup>\*a</sup>

<sup>a</sup>University of Maryland, College Park, MD 20742, United States

---

## Abstract

Physics-informed machine learning (PIML) is crucial in modern traffic flow modeling because it combines the benefits of both physics-based and data-driven approaches. In conventional PIML, physical information is typically incorporated by constructing a hybrid loss function that combines data-driven loss and physics loss through linear scalarization. The goal is to find a trade-off between these two objectives to improve the accuracy of model predictions. However, from a mathematical perspective, linear scalarization is limited to identifying only the convex region of the Pareto front, as it treats data-driven and physics losses as separate objectives. Given that most PIML loss functions are non-convex, linear scalarization restricts the achievable trade-off solutions. Moreover, tuning the weighting coefficients for the two loss components can be both time-consuming and computationally challenging. To address these limitations, this paper introduces a paradigm shift in PIML by reformulating the training process as a multi-objective optimization problem, treating data-driven loss and physics loss independently. We apply several multi-gradient descent algorithms (MGDAs), including traditional multi-gradient descent (TMGD) and dual cone gradient descent (DCGD), to explore the Pareto front in this multi-objective setting. These methods are evaluated on both macroscopic and microscopic traffic flow models. In the macroscopic case, MGDAs achieved comparable performance to traditional linear scalarization methods. Notably, in the microscopic case, MGDAs significantly outperformed their scalarization-based counterparts, demonstrating the advantages of a multi-objective optimization approach in complex PIML scenarios.

**Keywords:** Physics-informed machine learning, multi-gradient descent algorithms (MGDAs), Pareto learning, traffic flow modeling

---

## 1. Introduction

Physics-Informed Machine Learning (PIML) has emerged as a powerful paradigm in traffic flow modeling, enabling the integration of domain knowledge with data-driven learning. In macroscopic traffic modeling, where aggregated quantities such as density, flow, and speed evolve over space and time, PIML enhances the predictive accuracy and generalizability of models by embedding conservation laws and fundamental diagrams into neural network architectures. At the microscopic level, which focuses on individual vehicle behaviors such as car-following and lane-changing dynamics, PIML facilitates the reconstruction of realistic vehicle trajectories by fusing physical models like the Intelligent Driver Model (Treiber et al. (2000)) with empirical observations. This dual applicability makes PIML an essential tool for bridging theory and data in modern traffic systems, particularly as emerging transportation networks demand interpretable, robust, and generalizable learning frameworks.

---

*Email address:* xtyang@umd.edu (Xianfeng Terry Yang\*)

PIML effectively combines the advantages of data-driven and physics-based methods, making it useful in transportation research. Data-driven approaches have gained popularity due to their low computational cost and flexibility in managing complex scenarios without requiring strong theoretical assumptions. Many of machine learning techniques, especially deep learning architectures Ma et al. (2015); Duan et al. (2016); Polson and Sokolov (2017); Zhou et al. (2017); Wu et al. (2018); Cui et al. (2018, 2019), have various application in transportation research. However, these models heavily depend on the quality and representativeness of the training data. As shown in Yuan et al. (2021b), when manually adding errors to the training dataset, the performance of all pure data-driven models has significantly deteriorated. While a data-driven approach can yield positive results with quality data, it often lacks interpretability, which may diminish its practicality in decision-making processes.

Above limitations underscore the need for modeling approaches that strike a balance between physical interpretability and the ability to adapt to imperfect or evolving data environments. To address this challenge, PIML represents a hybrid approach that combines established physical laws and principles with machine learning models, enhancing predictive accuracy and robustness in the presence of data noise. By integrating established physics constraints into the learning process, PIML offers a distinct advantage in scenarios where traditional data-driven methods may struggle with noisy data. This integration enables PIML to capture complex system behaviors, leading to models that are more reliable and interpretable. In general, physics models used to build PIML should perform well even without any data, since most of them employed in computational physics are partial differential equations (PDEs) (Krishnapriyan et al. (2021)).

In nearly all PIML studies, especially in PIML application in transportation, as shown in Table 1, researchers commonly use a method called linear scalarization to define the loss function<sup>1</sup>, as demonstrated in Eq 2. where  $\alpha$  and  $\beta$  are hyperparameters that control the effect of the data-driven module and physics module,  $\mathcal{L}_{data}$  and  $\mathcal{L}_{physics}$  represent data-driven loss term and physics loss term, respectively. This approach facilitates the easy integration of physics information into PIML models. When  $\alpha \rightarrow 0$ , the PIML model degenerates to a pure data-driven model; when  $\beta \rightarrow 0$ , the PIML model degenerates to a pure physics-driven model.

Table 1: Comparison of approaches for establishing loss functions

Model	Approaches for establishing loss functions	Loss function *
Shi et al. (2021)	Linear scalarization	$\mathcal{L}_t = \alpha\mathcal{L}_d + \beta\mathcal{L}_p, \mathcal{L}_t = \alpha\mathcal{L}_d + \beta\mathcal{L}_p + \gamma\mathcal{L}_r$
Lu et al. (2023)	Linear scalarization	$\mathcal{L}_t = \alpha\mathcal{L}_d + \beta\mathcal{L}_p$
Mo et al. (2021)	Linear scalarization	$\mathcal{L}_t = \alpha\mathcal{L}_d + \beta\mathcal{L}_p$
Pereira et al. (2022)	Linear scalarization	$\mathcal{L}_t = \alpha\mathcal{L}_d + \beta\mathcal{L}_p + \gamma\mathcal{L}_r$
Xue et al. (2024)	Linear scalarization	$\mathcal{L}_t = \alpha\mathcal{L}_d + \beta\mathcal{L}_p$

\* Hyperparameters  $\alpha$ ,  $\beta$ , and  $\gamma$  are used to control the weight of specific losses.  $\mathcal{L}_d$  denotes the data-driven loss,  $\mathcal{L}_p$  represents the physics loss, and  $\mathcal{L}_r$  indicates the regularization term.

$$\mathcal{L}(\theta) = \alpha\mathcal{L}_{data}(\mathbf{X}; \theta^{data}) + \beta\mathcal{L}_{physics}(\mathbf{X}; \theta^{physics}) \quad (2)$$

Though linear scalarization appears simple and straightforward initially, it can lead to several significant problems. First, by adopting the linear scalarization to construct the loss function, we are essentially making

<sup>1</sup>In many Physics-regularized Gaussian process models (Yuan et al. (2020), Yuan et al. (2021b), Yuan et al. (2021a)), the training target is to minimize a evidence lower bound, which can be written as:

$$\log \mathcal{N}([\cdot]) + \gamma \mathbb{E}(\cdot) \quad (1)$$

where  $\theta^{data}$  and  $\theta^{physics}$  are exclusive parameters of the data-driven likelihood and the physics regularization, respectively,  $\gamma$  is a regularization coefficient. The overall ELBO can also be regarded as linear scalarization.

an assumption that the trade-off between the data-driven model and the physics model is linear. Second, it is well known that the process of searching for optimal hyperparameters can be very challenging and time-consuming. Even for the simplest cases, as shown in Eq 2, only two hyperparameters are shown in the model. The search for the optimal coefficient combination is equivalent to searching for the optimal  $\frac{\alpha}{\beta}$ , if we consider a hundredfold order of magnitude difference between  $\alpha$  and  $\beta$ , and the searching precision is 1, then we have to run 10000 times experiments only for selecting the best hyperparameters.

In this paper, we aim to circumvent the hyperparameter search process by transforming the training process of the PIML model into a multi-objective optimization problem. Mathematically, we transfer the overall training process of PIML models from Eq 3 to 4.

$$\min_{\theta} \mathcal{L}(\theta) = \alpha \mathcal{L}_{\text{data}}(\mathbf{X}; \theta) + \beta \mathcal{L}_{\text{physics}}(\mathbf{X}; \theta) \quad (3)$$

$$\min_{\theta} \left( \mathcal{L}_{\text{data}}(\mathbf{X}; \theta), \mathcal{L}_{\text{physics}}(\mathbf{X}; \theta) \right) \quad (4)$$

where  $\theta$  represents the total parameter set. Eq 4 represents a specific type of multi-objective optimization problem. In this context, the objectives are typically continuous and differentiable. The most common representative of the pure data-driven segment of Physics-Informed Machine Learning (PIML) relies on neural networks. As a result, this multi-objective optimization problem usually involves thousands of parameters that need to be optimized. Some evolutionary algorithms, such as NSGA-II (Deb et al. (2002)) and NSGA-III (Deb and Jain (2013); Jain and Deb (2013)), which are popular for general multi-objective optimization problems, may not be suitable for implementation, as they struggle to find a solution with a large number of decision variables. Therefore, Various multi-gradient descent algorithms (MDGAs) will be used to address this multi-objective optimization problem, as they are considered capable of handling large-scale optimization challenges (Sener and Koltun (2018)). Our contribution can be summarized as:

- We demonstrate that the potential limitations of the linear scalarization approach can be applied to the PIML in transportation research. That is, the linear scalarization essentially imposes a linear trade-off between different objectives, and may also fail to preserve Pareto stationary points.
- We demonstrate that any minimizer derived from scalarization can theoretically be achieved through MDGAs, but the opposite is not true. This indicates that MDGA methods would not theoretically perform worse than linear scalarization.
- We test various MGDAs, including traditional MGDA [Sener and Koltun (2018) and Désidéri (2012)] and dual cone gradient descent Hwang and Lim (2024), on PIML models for both macroscopic traffic flow models and microscopic traffic flow models. MGDAs can achieve comparable or even slightly better prediction accuracy than PIML models that use a linear scalarization loss. This suggests that incorporating MGDAs into PIML models in transportation is beneficial because it eliminates the need for hyperparameter tuning, while also ensuring improved theoretical outcomes.

The remainder of the paper is organized as follows: Section 2 offers a brief review of PLML models, with a focus on their applications in transportation. Section 3 introduces the fundamental concept of multi-gradient descent algorithms and discusses some theoretical limitations associated with linear scalarization. Section 4 evaluates four multi-gradient descent algorithms (MGDAs) within two distinct PIML frameworks, specifically based on macroscopic and microscopic traffic flow models. Section 5 will give the conclusion and discussion.

## 2. Literature review

Recent research on physics-informed machine learning (PIML) in transportation research shows that most successful approaches are built on neural networks that explicitly encode physical knowledge. At their core, these models fuse two information sources: noisy real-world data and well-tested conservation laws or empirical traffic principles. A good example is [Ji et al. \(2022\)](#), who present the Spatio-Temporal Differential Equation Network (STDEN). Rather than predicting traffic states outright, STDEN assumes an underlying potential-energy field that steers traffic evolution across the road network. By writing a differential-equation network for the time-space dynamics of this latent field and training it jointly with measured flows and speeds, STDEN achieves strong accuracy on several large-scale data sets and remains stable when observations are sparse or missing.

In a similar spirit, [Shi et al. \(2021\)](#) adds a Fundamental Diagram Learner (FDL)—implemented as a multilayer perceptron—with a conventional Physics-Informed Neural Network (PINN). The FDL learns a smooth, data-driven fundamental diagram that links traffic density and speed, while the surrounding PINN enforces the macroscopic conservation law. This division of labor lets the network capture key flow patterns, reduces over-fitting, and leads the combined model to outperform a broad range of baseline machine-learning methods as well as traditional PINNs on both real and synthetic benchmarks. Their ablation study further shows that injecting the learned diagram improves generalization even when sensor coverage drops sharply.

One clear strength of the PIML framework is its flexibility: the learning module can adopt almost any neural-network architecture—or even non-NN techniques—to suit a particular task. For instance, [Xue et al. \(2024\)](#) proposes a Graph Neural Network (GNN) with the Network Macroscopic Fundamental Diagram (NMFD) to impute missing traffic states. The GNN captures complex spatial dependencies among links, while the NMFD term keeps predictions physically plausible. Likewise, [Pereira et al. \(2022\)](#) show that a long short-term memory (LSTM) backbone plugs in just as naturally, enabling short-range traffic forecasting when strong temporal correlations exist. In both cases, the physics term reduces data needs and stabilizes training.

Not all PIML methods rely on neural networks alone. Inspired by [Wang et al. \(2020\)](#), [Yuan et al. \(2021b\)](#) introduce the Physics-Regulated Gaussian Process (PRGP). Here, the governing equations appear through a shadow Gaussian process rather than an extra PINN loss term. Training maximizes a compound evidence lower bound (ELBO) that balances the usual GP likelihood with a penalty that measures how well samples obey the flow equation. A follow-up study by [Yuan et al. \(2021a\)](#) extends this idea to a richer family of macroscopic models, improving fidelity and robustness without sacrificing the analytic uncertainty estimates that make Gaussian processes attractive.

Beyond macroscopic modeling, PIML has also proved valuable at the microscopic level, where individual vehicles interact. [Yang et al. \(2018\)](#) blends a learned car-following rule with a simple kinematic model using a linear scalarization, overcoming the tendency of purely data-driven rules to violate safety constraints. Building on this direction, [Mo et al. \(2021\)](#) put forward PIDL-CF, a physics-informed car-following model that can use either a feed-forward neural network or an LSTM backbone. Their extensive experiments—especially those with sparse probe-vehicle data—demonstrate clear gains over standard benchmarks. In parallel, [Yuan et al. \(2020\)](#) adapts the PRGP framework to jointly model car-following and lane-changing behaviour, while [Liu et al. \(2023\)](#) underlines the rising appeal of PIML for microscopic tasks by introducing a quantile-based extension that describes variability, not just mean behaviour.

Finally, researchers have begun to push PIML ideas into other corners of transportation science. [Uğurel et al. \(2024\)](#) leverages a PRGP variant to create realistic synthetic human-mobility traces that preserve trip-

length statistics, and Tang et al. (2024) designs a physics-informed calibration strategy that consistently beats conventional optimization-based methods when tuning simulation models.

### 3. Pareto learning for Physics-informed machine learning

In this section, we will introduce the Pareto learning approach for PIML and the reason why we introduce Pareto learning into PIML for transportation. The core idea of the Pareto learning approach is that we regard the overall training process as a multi-objective optimization problem, with objectives including data-driven loss, physics loss, and regularization terms. And we will adopt multi-gradient descent algorithms to optimize this multi-objective optimization problem instead of evolutionary algorithms like NSGA-II and NSGA-III. Similar logic has been well-studied in the field of multi-task learning (Sener and Koltun (2018); Ma et al. (2020); Liu et al. (2021) and Lin et al. (2022)). Hwang and Lim (2024) proposed a specific MGDA for PIML, which will be one of the foundations of our studies.

#### 3.1. Multi-gradient descent algorithms

From the previous sections, we know that the Pareto learning approach for PIML involves solving a multi-objective optimization problem, and MGDAs are key to its solution. The core logic of MGDAs is that we aim to find a direction that can simultaneously minimize all objectives (data-driven loss and physics loss). Even in the worst-case scenario, we hope this direction will not increase any of these objectives. In our paper, we primarily focus on two types of MGDAs: the traditional multi-gradient descent algorithm (TMGD) and the dual cone gradient descent algorithm (MGDA). Before formally introducing each algorithm, we will first provide some basic definitions and theorems to help the reader better understand the algorithm. The definitions of Pareto dominance, Pareto optimality, and Pareto stationarity are crucial for the TMGD and DCGD algorithms. For both algorithms, achieving Pareto stationarity serves as a stopping criterion, indicating that they cannot proceed further. Pareto stationarity is a weak condition of Pareto optimality. When all objectives are convex and at least one of them is strongly convex, Pareto stationarity is equivalent to Pareto optimality. Since the loss function of a neural network is generally non-convex, all multi-gradient descent algorithms use Pareto stationarity as the final evaluation criterion.

**Definition 1** (Pareto dominance). *A solution  $\theta$  dominates a solution  $\hat{\theta}$  if and only if  $\mathcal{F}^t(\theta) \leq \mathcal{F}^t(\hat{\theta}), \forall t \in \mathcal{T}$ , and  $\mathcal{F}^{t'}(\theta) < \mathcal{F}^{t'}(\hat{\theta}), \exists t' \in \mathcal{T}$ .*

where  $t$  and  $t'$  are two indices of objective functions,  $\mathcal{T}$  is the index set of objective functions.  $\mathcal{F}^t(\cdot)$  refers to the value of the  $t$ th objective function.

**Definition 2** (Pareto optimal). *A solution  $\theta^*$  is called Pareto optimal if and only if there exists no solution  $\theta$  that dominates  $\theta^*$ .*

**Definition 3** (Pareto stationary point). *Any solution that satisfies either of the following conditions is called a Pareto stationary point.*

1. *There exist  $\alpha^1, \dots, \alpha^j$  such that  $\sum_{t=1}^N \alpha^j = 1$  and  $\sum_{j=1}^N \alpha^j \nabla_{\theta^{sh}} \mathcal{L}^j(\theta^{sh}, \theta^j) = 0$*
2. *For all objectives  $j$ ,  $\nabla_{\theta^j} \mathcal{L}^j(\theta^{sh}, \theta^j) = 0$*

where  $\theta^{sh}$  is the shared parameters among all objectives,  $\theta^j$  is the exclusive parameters of  $j$ th objective.<sup>2</sup>

---

<sup>2</sup>In the context of PIML,  $\theta^{sh} \subset \theta^{data} \cap \theta^{physics}$

In addition, readers can find out that some of the studies about multi-gradient descent (Hwang and Lim (2024)) do not divide the total parameter set  $\theta$  into  $\theta^{sh}$ ,  $\theta^{data}$  and  $\theta^{physics}$  like in Sener and Koltun (2018). We only use  $\theta_t$  to represent the total parameter set in the  $t$ th iteration. In fact, let us consider the data-driven loss  $\mathcal{L}_{data}$ , if we calculate its derivatives of the entire parameter set  $\theta$ , we will have:

$$\frac{\partial \mathcal{L}_{data}}{\partial \theta} = \begin{bmatrix} \frac{\partial \mathcal{L}_{data}}{\partial \theta^{data}} \\ \frac{\partial \mathcal{L}_{data}}{\partial \theta^{physics}} \end{bmatrix} = \begin{bmatrix} \frac{\partial \mathcal{L}_{data}}{\partial \theta^{data}} \\ \mathbf{0} \end{bmatrix} \quad (5)$$

The derivative of the data-driven loss with respect to the physics-exclusive parameters will be zero. Therefore, such a terminology difference will not affect the computation of the common descent direction, as it only depends on the different terminology systems used in various studies.

### 3.1.1. Traditional multi-gradient descent algorithm

The core idea of the TMGD algorithm is to find the minimum norm point in a convex hull, so we first introduce the definition of convex hull and minimum norm point.

**Definition 4** (Convex hull). *The convex hull of a set of points  $S$  in  $n$  dimensions is defined as the intersection of all convex sets containing  $S$ . For  $N$  points  $\mathbf{p}_1, \mathbf{p}_2, \dots, \mathbf{p}_N$ , the convex hull  $\text{conv}(\mathbf{p}_1, \mathbf{p}_2, \dots, \mathbf{p}_N)$  is then given by:*

$$\text{conv}(\mathbf{p}_1, \mathbf{p}_2, \dots, \mathbf{p}_N) = \left\{ \sum_{j=1}^N \lambda_j \mathbf{p}_j : \lambda_j \geq 0 \text{ for all } j \text{ and } \sum_{j=1}^N \lambda_j = 1 \right\} \quad (6)$$

**Definition 5** (Minimum Norm Point). *Let  $C \subset \mathbb{R}^n$  be a nonempty closed convex set. The minimum-norm point of  $C$  is the unique solution*

$$x^* = \arg \min_{x \in C} \|x\|_2 \quad (7)$$

*Equivalently,  $x^*$  satisfies the first-order optimality condition*

$$\langle x^*, x - x^* \rangle \geq 0 \quad \text{for all } x \in C \quad (8)$$

From the Definition 4 and 5, it is clear that the convex hull itself is also a nonempty closed convex set, based on Eq 7, we can natural obtain the following criterion:

**Theorem 1** (Wolfe’s criterion (Wolfe (1976))). *Let  $P \subset \mathbb{R}^d$  be the convex hull of finitely many points,  $P = \text{conv}(\mathbf{p}_1, \mathbf{p}_2, \dots, \mathbf{p}_n)$ . A point  $\mathbf{x} \in P$  is the minimum norm point in  $P$  if and only if:*

$$\mathbf{x}^\top \mathbf{p}_j \geq \|\mathbf{x}\|_2^2, \forall j \in [n] \quad (9)$$

*Proof.* See Theorem 2.1 & 2.2 in Wolfe (1976). □

Based on Theorem 1, the minimum norm point in a convex hull essentially has very attractive properties. If we consider a special convex hull, which consists of finite points. Those points represent the gradients of different objectives. Then, by using the Theorem 1, a common descent direction can be computed. Mathematically, we formulate this in the following theorem:

**Theorem 2.** Let  $P \subset \mathbb{R}^d$  be the convex hull of the gradients of the different objective functions, i.e.,  $P = \text{conv}(\mathbf{p}_1, \mathbf{p}_2, \dots, \mathbf{p}_n)$ . If  $\mathbf{x}$  is the minimum norm point, and  $\mathbf{x} \in P$ , then  $-\mathbf{x}$  is a direction that can improve all objectives.

*Proof.* If  $\mathbf{x}$  is the minimum norm point in the convex hull  $P$ , by Wolfe’s criterion, it satisfies:

$$\mathbf{x}^\top \mathbf{p}_j \geq \|\mathbf{x}\|_2^2 \quad \text{for all } j = 1, 2, \dots, n. \quad (10)$$

Rewriting (10) yields:

$$-\mathbf{x}^\top \mathbf{p}_j \leq -\|\mathbf{x}\|_2^2 \leq 0 \quad \text{for all } j = 1, 2, \dots, n. \quad (11)$$

Recall that  $\mathbf{p}_j$  is the gradient with respect to  $j$ th objective function. From (10), the directional derivative of each objective in the direction  $-\mathbf{x}$  is non-positive. Therefore,  $-\mathbf{x}$  constitutes a direction that does not increase (and thus improve) all objectives. In particular, when  $\mathbf{x} \neq \mathbf{0}$ ,  $-\mathbf{x}$  strictly decreases (and thus improves) all objectives, completing the proof.  $\square$

The main concept of TMGD is clearly outlined in Theorem 2. What TMGD does is to seek a minimal norm point of the convex hull consisting of different objective gradients in every training iteration, and this minimal norm point will be used as the descent direction to update all objectives. We adopted the most widely used variant of TMGD in our studies, as shown in Algorithm 1. From Line 1 to Line 3, Algorithm 1 updates exclusive parameters of data-driven loss or physics loss firstly since those parameters will not affect the other loss. From Line 6 to Line 14, Algorithm 1 adopted a Frank-Wolfe algorithm (Fliege and Svaiter (2000)) to find the minimum norm point in the gradient convex hull. In Line 12, we can find out that the stop criterion is either meet the iteration limit or  $\gamma \sim 0$ .  $\gamma \sim 0$  indicates that the minimum norm point that we obtain in the current iteration is close to the origin. When  $\gamma = 0$ , then the current solution is a Pareto stationary point, and we cannot find a non-zero direction that can improve any objectives, which lead to the following theorem:

---

**Algorithm 1:** TMGD [Sener and Koltun (2018)]

---

```

1 for  $j = 1$  to  $N$  do
2    $\boldsymbol{\theta}^j = \boldsymbol{\theta}^j - \eta \nabla_{\boldsymbol{\theta}^j} \hat{\mathcal{L}}^j(\boldsymbol{\theta}^{sh}, \boldsymbol{\theta}^j)$ 
3 end for
4  $\alpha^1, \dots, \alpha^N = \text{FRANKWOLFESOLVER}(\boldsymbol{\theta}), \mathbf{w} = \sum_{j=1}^N \alpha^j \nabla_{\boldsymbol{\theta}^{sh}} \hat{\mathcal{L}}^j(\boldsymbol{\theta}^{sh}, \boldsymbol{\theta}^j)$ 
5  $\boldsymbol{\theta}^{sh} = \boldsymbol{\theta}^{sh} - \eta \cdot \mathbf{w}$ 
6 Procedure FRANKWOLFESOLVER( $\boldsymbol{\theta}$ )
7   Initialize  $\boldsymbol{\alpha} = (\alpha^1, \dots, \alpha^T) = (\frac{1}{T}, \dots, \frac{1}{T})$ 
8   Precompute M st.  $\mathbf{M}_{i,j} = (\nabla_{\boldsymbol{\theta}^{sh}} \hat{\mathcal{L}}^i(\boldsymbol{\theta}^{sh}, \boldsymbol{\theta}^i))^\top (\nabla_{\boldsymbol{\theta}^{sh}} \hat{\mathcal{L}}^j(\boldsymbol{\theta}^{sh}, \boldsymbol{\theta}^j))$ 
9   repeat
10      $\hat{t} = \arg \min_r \sum_t \alpha^t \mathbf{M}_{rt}$ 
11      $\hat{\gamma} = \arg \min_\gamma ((1 - \gamma)\boldsymbol{\alpha} + \gamma \mathbf{e}_{\hat{t}})^\top ((1 - \gamma)\boldsymbol{\alpha} + \gamma \mathbf{e}_{\hat{t}})$ 
12   until  $\gamma \sim 0$  or Number of Iterations Limit
13   return  $\alpha^1, \dots, \alpha^T$ 
14 end procedure

```

---



**Theorem 3.** *Considering the following optimization problem:*

$$\min_u \left\{ u = \left\| \sum_{j=1}^N \alpha^j \nabla_{\theta^{sh}} \mathcal{F}^\top(\theta^{sh}, \theta^j) \right\| \left| \sum_{j=1}^N \alpha^j = 1; \alpha^j \geq 0, \forall j \right. \right\} \quad (12)$$

*Either solution to this optimization problem is 0 and the resulting point satisfies the KKT conditions, or the solution gives a descent direction that improves all objectives.*

*Proof.* See [Theorem 2.2](#) of [Désidéri \(2012\)](#). □

[Theorem 3](#) essentially ensures that the TMGD can theoretically achieve Pareto stationarity.

### 3.1.2. Dual cone gradient descent

In this section, we adopted a slightly different terminology and notation system with [section 3.1.1](#) to better compatible with the [Hwang and Lim \(2024\)](#).  $\nabla \mathcal{L}_r(\theta_t)$ ,  $\nabla \mathcal{L}_b(\theta_t)$ ,  $\nabla \mathcal{L}(\theta_t)$  represent physics loss, data loss, and total loss, respectively<sup>3</sup>.  $\theta_t$  is the overall parameter set for all physics and data loss in  $t$ th iteration.  $\phi_t$  is the angle between  $\nabla \mathcal{L}_b(\theta_t)$  and  $\nabla \mathcal{L}_r(\theta_t)$ .  $\parallel$  is the parallel component symbol, the parallel component of the vector  $\mathbf{v}$  along  $\mathbf{a}$ , defined by:

$$\mathbf{v}_{\parallel \mathbf{a}} = \frac{\mathbf{v} \cdot \mathbf{a}}{\|\mathbf{a}\|^2} \mathbf{a} = \text{Proj}_{\mathbf{a}} \mathbf{v} \quad (13)$$

,i.e. the projection of  $\mathbf{v}$  onto  $\mathbf{a}$ .

**Definition 6** (Dual cone). *Let  $\mathbf{K}$  be a cone of  $\mathbb{R}^d$ . Then, the set*

$$\mathbf{K}^* = \{y | \langle x, y \rangle \geq 0 \text{ for all } x \in \mathbf{K}, y \in \mathbb{R}^d\} \quad (14)$$

*is called the dual cone of  $\mathbf{K}$ .*

The concept of dual cone shown in [Definition 6](#) plays an important role in the DCGD algorithm. However, in practice, we are more interesting of its subspace  $\mathbf{G}_t$ , as shown in [Figure 1](#) and mathematically defined in [Eq 15](#). Any direction such that  $\mathbf{d} \in \mathbf{G}_t$  is a common descent direction since  $\langle \mathbf{d}, \nabla \mathcal{L}_r(\theta_t) \rangle \geq 0$  and  $\langle \mathbf{d}, \nabla \mathcal{L}_b(\theta_t) \rangle \geq 0$ . Also, from [Eq 15](#),  $\mathbf{G}_t$  is essentially a conic combination of  $\nabla \mathcal{L}(\theta_t)_{\parallel (\nabla \mathcal{L}_r(\theta_t))^\perp}$  and  $\nabla_t \mathcal{L}(\theta_t)_{\parallel (\nabla \mathcal{L}_b(\theta_t))^\perp}$ , which is very easy to compute compare to compute the  $\mathbf{K}_t^*$ .

$$\mathbf{G}_t := \{c_1 \nabla \mathcal{L}(\theta_t)_{\parallel (\nabla \mathcal{L}_r(\theta_t))^\perp} + c_2 \nabla_t \mathcal{L}(\theta_t)_{\parallel (\nabla \mathcal{L}_b(\theta_t))^\perp} \mid c_1, c_2 \geq 0, c_1, c_2 \in \mathbb{R}\} \quad (15)$$

[Algorithm 2](#) shows the core idea of DCGD, that is to find a common descent direction from  $\mathbf{G}_t^*$ , and since any direction that subset to  $\mathbf{G}_t$  is a valid common descent direction. Thus, as shown in [Figure 2](#), there are several variants of DVGD algorithms<sup>4</sup>, the main difference is the way of picking a common descent direction that belongs to  $\mathbf{G}_t$ . The pseudo code of algorithms DCGD-Center, DCGD-Average, and DCGD-Proj are shown as follows:

From [Line 2](#) to [Line 5](#) in [Algorithm 2](#), [3](#), and [4](#), they all share the same stop criteria, that is:

<sup>3</sup>In [Hwang and Lim \(2024\)](#),  $\nabla \mathcal{L}_b(\theta_t)$  is the boundary condition loss, however, in most of PIML models in transportation, when it comes to PIML models based on field data ([Shi et al. \(2021\)](#) and [Mo et al. \(2021\)](#)), there is no boundary condition loss, so in this paper, we use  $\nabla \mathcal{L}_b(\theta_t)$  to represent the data loss.

<sup>4</sup>For notation simplicity,  $\nabla \mathcal{L}_{\parallel \nabla \mathcal{L}_r^\perp}$  and  $\nabla_t \mathcal{L}_{\parallel \nabla \mathcal{L}_b^\perp}$  are used to represent  $\nabla \mathcal{L}(\theta_t)_{\parallel (\nabla \mathcal{L}_r(\theta_t))^\perp}$  and  $\nabla_t \mathcal{L}(\theta_t)_{\parallel (\nabla \mathcal{L}_b(\theta_t))^\perp}$ .



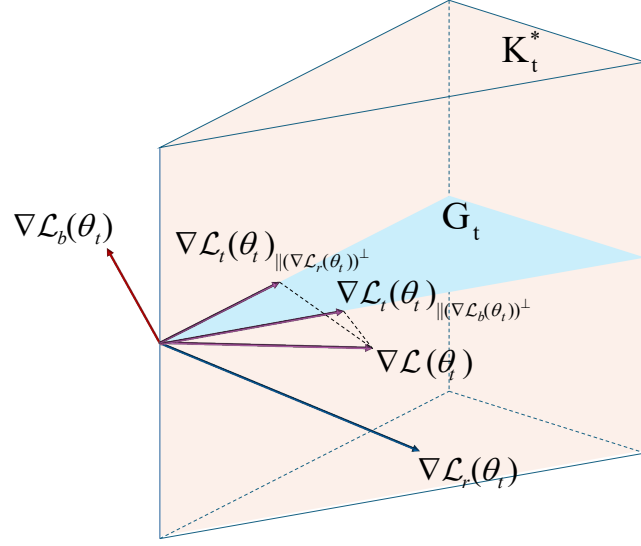


Figure 1: Visualization of dual cone region  $\mathbf{K}_t^*$  and its subspace  $\mathbf{G}_t$

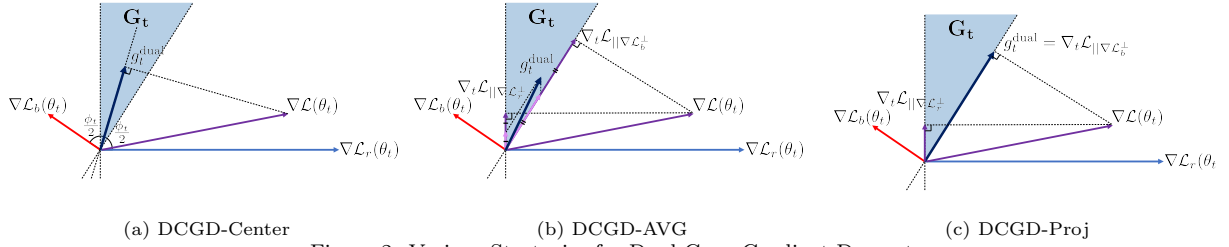


Figure 2: Various Strategies for Dual Cone Gradient Descent

---

**Algorithm 2:** DCGD (Center) [Hwang and Lim (2024)]

---

```

1 Require: learning rate  $\lambda$ , max epoch  $T$ , initial point  $\theta_0$ , gradient threshold  $\varepsilon$ , conflict threshold  $\alpha$ 
2 for  $t = 1$  to  $T$  do
3   if  $\pi - \alpha < \phi_t$  or  $\|\nabla \mathcal{L}(\theta_t)\| < \varepsilon$  then
4     break
5   end if
6    $g_t^c = \frac{\nabla \mathcal{L}_b(\theta_t)}{\|\nabla \mathcal{L}_b(\theta_t)\|} + \frac{\nabla \mathcal{L}_r(\theta_t)}{\|\nabla \mathcal{L}_r(\theta_t)\|}$ 
7    $g_t^{dual} = \frac{\langle g_t^c, \nabla \mathcal{L}(\theta_t) \rangle}{\|g_t^c\|^2} g_t^c$ 
8    $\theta_t = \theta_{t-1} - \lambda g_t^{dual}$ 
9 end for

```

---

---

**Algorithm 3:** DCGD (Average) [Hwang and Lim (2024)]

---

```
1 Require: learning rate  $\lambda$ , max epoch  $T$ , initial point  $\theta_0$ , gradient threshold  $\varepsilon$ , conflict threshold  $\alpha$ 
2 for  $t = 1$  to  $T$  do
3   if  $\pi - \alpha < \phi_t$  or  $\|\nabla\mathcal{L}(\theta_t)\| < \varepsilon$  then
4     break
5   end if
6   if  $\nabla\mathcal{L}(\theta_t) \notin \mathbf{K}^*$  then
7      $g_t^{dual} = \frac{1}{2}\nabla\mathcal{L}(\theta_t)_{\|(\nabla\mathcal{L}_r(\theta_t))^\perp} + \frac{1}{2}\nabla\mathcal{L}_{\|(\nabla\mathcal{L}_b(\theta_t))^\perp}$ 
8   else
9      $g_t^{dual} = \nabla\mathcal{L}(\theta_t)$ 
10  end if
11   $\theta_t = \theta_{t-1} - \lambda g_t^{dual}$ 
12 end for
```

---

---

**Algorithm 4:** DCGD (Projection) [Hwang and Lim (2024)]

---

```
1 Require: learning rate  $\lambda$ , max epoch  $T$ , initial point  $\theta_0$ , gradient threshold  $\varepsilon$ , conflict threshold  $\alpha$ 
2 for  $t = 1$  to  $T$  do
3   if  $\pi - \alpha < \phi_t$  or  $\|\nabla\mathcal{L}(\theta_t)\| < \varepsilon$  then
4     break
5   end if
6   if  $\nabla\mathcal{L}(\theta_t) \in \mathbf{K}^*$  then
7      $g_t^{dual} = \nabla\mathcal{L}(\theta_t)$ 
8   else if  $\nabla\mathcal{L}(\theta_t) \notin \mathbf{K}^*$  and  $\langle \nabla\mathcal{L}(\theta_t), \nabla\mathcal{L}_r(\theta_t) \rangle < 0$  then
9      $g_t^{dual} = \nabla\mathcal{L}(\theta_t)_{\|(\nabla\mathcal{L}_r(\theta_t))^\perp}$ 
10  else if  $\nabla\mathcal{L}(\theta_t) \notin \mathbf{K}^*$  and  $\langle \nabla\mathcal{L}(\theta_t), \nabla\mathcal{L}_b(\theta_t) \rangle < 0$  then
11     $g_t^{dual} = \nabla(\theta_t)_{\|(\nabla\mathcal{L}_b(\theta_t))^\perp}$ 
12  end if
13 end for
```

---

- $\pi - \alpha < \phi_t$ , which indicates that the angle between the data-driven loss gradient and the loss gradient physics  $\phi_t$  is very close to 0. When  $\phi_t \rightarrow 0$ , the total parameters set is a Pareto Stationary point since no non-zero vector exists that can be served as the common descent direction that can decrease all objectives/losses.
- Gradients vanish, which indicates that the model has converged.
- Meeting the iteration limit.

In **Algorithm 2**, we first calculate a normalized sum of two directions  $g_t^c$ .  $\angle(g_t^c, \mathcal{L}_b(\theta_t)) = \angle(g_t^c, \mathcal{L}_r(\theta_t)) = \frac{\phi_t}{2}$ <sup>5</sup>, and then, we project the total loss  $\mathcal{L}(\theta_t)$  onto  $g_t^c$  to get the final common descent direction  $g_t^{dual}$ .

In **Algorithm 3**, it seeks a simple compromise direction by equally weighting the two objective gradients. Concretely, let

$$\nabla \mathcal{L}(\theta_t) = \nabla \mathcal{L}_r(\theta_t) + \nabla \mathcal{L}_b(\theta_t) \quad (17)$$

be the *averaged gradient*. If this direction simultaneously descends both losses, i.e.

$$\nabla \mathcal{L}(\theta_t) \in \mathbf{K}^* \quad (18)$$

we use  $\nabla \mathcal{L}(\theta_t)$  as the update. Otherwise, we first project  $\nabla \mathcal{L}(\theta_t)$  onto two boundary  $\nabla \mathcal{L}(\theta_t)_{\|(\nabla \mathcal{L}_r(\theta_t))^\perp}$  and  $\nabla \mathcal{L}(\theta_t)_{\|(\nabla \mathcal{L}_b(\theta_t))^\perp}$  of  $\mathbf{G}_t$ , respectively. Then, calculate the arithmetic average as the update:

$$g_t^{dual} = \frac{1}{2} \nabla \mathcal{L}(\theta_t)_{\|(\nabla \mathcal{L}_r(\theta_t))^\perp} + \frac{1}{2} \nabla \mathcal{L}(\theta_t)_{\|(\nabla \mathcal{L}_b(\theta_t))^\perp} \quad (19)$$

This guarantees that the chosen descent direction reduces both  $\mathcal{L}_r(\theta_t)$  and  $\mathcal{L}_b(\theta_t)$  simultaneously.

In **Algorithm 4**, at iteration  $t$ , the dual gradient  $g_t^{dual}$  is constructed based on whether the current gradient lies outside the dual cone  $\mathbf{K}^*$  and whether it conflicts with bound gradients  $\mathcal{L}_b(\theta_t)$  and  $\mathcal{L}_r(\theta_t)$ :

$$g_t^{dual} = \begin{cases} \nabla \mathcal{L}(\theta_t), & \nabla \mathcal{L}(\theta_t) \in \mathbf{K}^*, \\ \nabla \mathcal{L}(\theta_t)_{\|(\nabla \mathcal{L}_r(\theta_t))^\perp}, & \nabla \mathcal{L}(\theta_t) \notin \mathbf{K}^*, \langle \nabla \mathcal{L}(\theta_t), \nabla \mathcal{L}_r(\theta_t) \rangle < 0, \\ \nabla \mathcal{L}(\theta_t)_{\|(\nabla \mathcal{L}_b(\theta_t))^\perp}, & \nabla \mathcal{L}(\theta_t) \notin \mathbf{K}^*, \langle \nabla \mathcal{L}(\theta_t), \nabla \mathcal{L}_b(\theta_t) \rangle < 0. \end{cases} \quad (20)$$

This strategy preserves descent direction while removing components that conflict with the active bound gradients.

Finally, the convergence and stationarity analysis of the DCGD algorithm are stated in the following theorems:

**Theorem 4.** Assume that both loss functions,  $\mathcal{L}_b(\cdot)$  and  $\mathcal{L}_r(\cdot)$ , are differentiable and the total gradient  $\nabla \mathcal{L}(\cdot)$  is  $L$ -Lipschitz continuous with  $L > 0$ . If  $g_t^{dual}$  satisfies the following two conditions:

- (i)  $2\langle \nabla \mathcal{L}(\theta_t), g_t^{dual} \rangle - \|g_t^{dual}\|^2 \geq 0$ ,
- (ii) There exists  $M > 0$  such that  $\|g_t^{dual}\| \geq M \|\nabla \mathcal{L}(\theta_t)\|$ ,

---

<sup>5</sup>we use  $\angle(\mathbf{u}, \mathbf{v})$  to represent the angle between two vectors, mathematically:

$$\angle(\mathbf{u}, \mathbf{v}) := \arccos\left(\frac{\mathbf{u} \cdot \mathbf{v}}{\|\mathbf{u}\| \|\mathbf{v}\|}\right) \quad (16)$$

then, for  $\lambda \leq \frac{1}{2L}$ , DCGD in Algo. 1 converges to a Pareto-stationary point, or converges as

$$\frac{1}{T+1} \sum_{t=0}^T \|\nabla \mathcal{L}(\theta_t)\|^2 \leq \frac{2(\mathcal{L}(\theta_0) - \mathcal{L}(\theta^*))}{\lambda M(T+1)}. \quad (21)$$

*Proof.* See [theorem 4.5](#) in [Hwang and Lim \(2024\)](#).  $\square$

**Theorem 4** also ensures that the DCGD can theoretically achieve Pareto stationarity or good convergence properties.

### 3.2. Potential limitation of linear scalarization

In most contemporary PIML studies, the primary and most effective method for calculating the final total loss is through linear scalarization, as shown in the form illustrated in [Eq 2](#). As is aware by many previous studies, the specific values of the coefficients  $\alpha$  and  $\beta$  cause great difficulties in fine-tuning, and since the value of the coefficients will not change during the training process, it may lead to more serious problems:

- Linear scalarization constructs a combined loss function as a linear weighted sum:

$$\mathcal{L}_\alpha(\theta) = \alpha \mathcal{L}_1(\theta) + (1 - \alpha) \mathcal{L}_2(\theta), \quad \alpha \in [0, 1]$$

This implicitly assumes a linear trade-off between the two loss functions, enforcing a fixed exchange ratio determined by the scalarization weight  $\alpha$ . However, in practice, the true relationship between multiple objectives often exhibits nonlinear or complex interactions. Thus, linear scalarization may inadequately represent the intrinsic preference structure, leading to suboptimal or misleading solutions when exploring the Pareto frontier.

- When optimizing via linear scalarization, non-convexities inherent in one or both loss functions may cause the optimization process to continue beyond a point that is already Pareto stationary. For instance, consider a point  $\theta^*$  where  $\mathcal{L}_1$  reaches a local minimum so that  $\nabla \mathcal{L}_1(\theta^*) = 0$ , while  $\nabla \mathcal{L}_2(\theta^*) \neq 0$ . In this case, the gradient of the scalarized loss becomes

$$\nabla \mathcal{L}_\alpha(\theta^*) = (1 - \alpha) \nabla \mathcal{L}_2(\theta^*)$$

which is non-zero as long as  $\alpha < 1$ . As a result, gradient-based optimization continues to move  $\theta$  in the direction of decreasing  $\mathcal{L}_2$ , even though such a step may increase  $\mathcal{L}_1$ , thus breaking Pareto stationarity. In Multi-Gradient Descent Algorithms (MGDAs), this situation will not occur because they follow a common direction of descent.

This behavior illustrates how linear scalarization may fail to preserve Pareto stationary points: despite  $\theta^*$  being Pareto stationary since no direction strictly improves both losses or improves one without worsening the other. However, the optimization process ignores this due to the weighted descent direction, leading to movement away from a theoretically valid solution. This flaw becomes particularly evident in multi-objective settings with non-convex landscapes, where linear scalarization may guide the optimization toward undesirable regions of the objective space.

**Theorem 5.** *Given two continuously differentiable loss functions  $\mathcal{L}_1(\theta)$  and  $\mathcal{L}_2(\theta)$  defined over a parameter space  $\Theta \subseteq \mathbb{R}^n$ , the following statements hold:*

1. Every minimizer of the total loss obtained via linear scalarization, defined as

$$\mathcal{L}_\beta(\theta) = \beta\mathcal{L}_1(\theta) + (1 - \beta)\mathcal{L}_2(\theta), \quad \beta \in [0, 1],$$

can theoretically be obtained by the Multi-Gradient Descent Algorithm (MGDA), which seeks common descent directions.

2. However, certain minimizers obtained by MGDA cannot be theoretically achieved by optimizing the scalarized total loss for any linear scalarization weights.

*Proof.* See [Appendix 6.1](#). □

**Theorem 5** states that training a PIML model with multi-gradient descent algorithms (e.g., TMGD and DCGD) is guaranteed to achieve performance at least as good as, and potentially better than, training it with a single objective formed by linear scalarization of the losses. However, the scalarized approach offers no such guarantee in the opposite direction.

## 4. Experiments

In this section, we apply TMGD and three different DCDA methods to two PIML studies about traffic flow modeling: (1) PIML model based on the macroscopic traffic flow model [Shi et al. \(2021\)](#). (2) PIML model based on the microscopic traffic flow model [Mo et al. \(2021\)](#).

### 4.1. PIML model based on the macroscopic traffic flow model

The first example is a PIML model based on the macroscopic traffic flow model. The physics model used in this PIML study is the famous LWR model ([Lighthill and Whitham \(1955\)](#) and [Richards \(1956\)](#)). The LWR model for one-dimensional traffic flow is given by:

$$\frac{\partial \rho}{\partial t} + \frac{\partial q(\rho)}{\partial x} = 0 \tag{22}$$

where  $\rho, q$  represent traffic density and flow, respectively.

Following [Shi et al. \(2021\)](#), we adopted the same evaluation criterion, the  $\mathbb{L}^2$  relative error, to assess prediction performance for traffic density and speed on the testing dataset, as shown in [Eqs 23 and 24](#). We utilize real field data collected in Utah, which can be accessed at <https://github.com/UMD-Mtrail/Field-data-for-macroscopic-traffic-flow-model>. The dataset consists of data pairs  $\{\mathbf{X} = (\mathbf{x}, \mathbf{t}), \mathbf{Y} = (\mathbf{q}, \mathbf{u})\}$ , where  $\mathbf{x}$  represents position,  $\mathbf{t}$  represents time, and  $\mathbf{q}, \mathbf{u}$  represent average traffic flow and traffic density over five minutes. [Figure 3](#) shows the architecture of the studied PIML model, and we referred to it as the LWR-PINN model. In addition to the Physics-uninformed neural network (PUNN) component present in all PIML studies, there is an FD learner module. The FD learner, which stands for fundamental diagram learner, is a multi-layer perceptron used to learn the density-flow relationship. As shown in the blue dashed line frame of [Figure 3](#), the PUNN part of the LWR-PINN model is a multi-layer perceptron, the input dimension is two and the output dimension is one, implemented with eight hidden layers, each containing 20 nodes. The FD learner, which approximates the fundamental diagram relationship, is implemented as a multilayer perceptron (MLP) with two hidden layers and 20 nodes per layer. In the blue dashed line frame of [Figure 3](#), all arrows represent weights that need to be trained. In contrast, the arrows in the red dashed line frame of [Figure 3](#) indicate different operators such as the differentiation operator, the addition

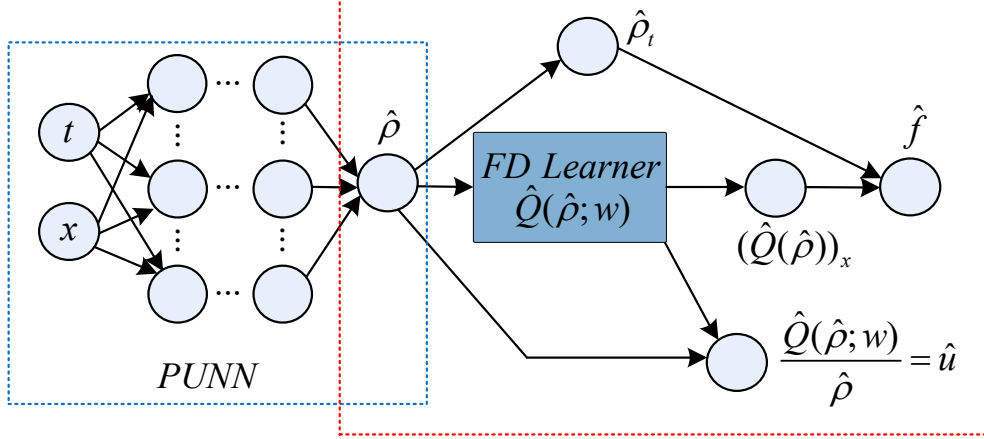


Figure 3: LWR-PINN architecture

operator, and the division operator. For additional architectural details, we refer the reader to [Shi et al. \(2021\)](#).

$$Err(\hat{\rho}, \rho) = \frac{\sum_{i=1}^n |\hat{\rho}(t^i, x^i; \theta) - \rho(t^i, x^i)|^2}{\sum_{i=1}^n |\rho(t^i, x^i)|^2} \quad (23)$$

$$Err(\hat{u}, u) = \frac{\sum_{i=1}^n |\hat{u}(t^i, x^i; \theta) - u(t^i, x^i)|^2}{\sum_{i=1}^n |u(t^i, x^i)|^2} \quad (24)$$

The loss-function design for LWR-PINN is shown in [Eq 27](#), where  $N_o$  and  $N_a$  denote the numbers of observation and auxiliary points, respectively. For each observation point

$$(\mathbf{X}_i, \mathbf{Y}_i) = ((\mathbf{x}_i, \mathbf{t}_i), (\boldsymbol{\rho}_i, \mathbf{u}_i)) \quad i = 1, \dots, N_o \quad (25)$$

both the feature vector  $\mathbf{X}_i = (\mathbf{x}_i, \mathbf{t}_i)$  and the corresponding label vector  $\mathbf{Y}_i = (\boldsymbol{\rho}_i, \mathbf{u}_i)$  are known and comes from the training data. For auxiliary points, we only know the feature vector

$$\mathbf{Z}_j = (\mathbf{x}'_j, \mathbf{t}'_j) \quad j = 1, \dots, N_a, \quad (26)$$

These points do not need to be part of the training set, and they are typically generated by uniform sampling within the problem domain. They serve to evaluate the physics-based residual. Concretely, each auxiliary point is supplied to the PINN as an input, which produces a predicted physics term  $\hat{f}$ . The physics residual at that point is generated through the operators shown in the red dashed line frame in [Figure 3](#), represented as  $|\hat{f} - 0|$ .

We adopted a hyperparameter fine-tuning approach similar to that used in [Shi et al. \(2021\)](#). Specifically, we fixed the value of  $\alpha$  at 100 and adjusted only the value of  $\beta$ . We designed several rounds of hyperparameter fine-tuning. In the first round, the values of  $\beta$  will be set to  $[1, 10, 100, 1000, 10000]$  to determine the optimal magnitude interval, as we consider a hundredfold order of magnitude difference between  $\alpha$  and  $\beta$ .

As indicated in [Table 2](#), the current optimal magnitude interval is  $\beta \in [100, 1000]$ . Therefore, in the second round, the values of  $\beta$  will be adjusted to  $[200, 300, 400, 500, 600, 700, 800, 900]$  to further refine the determination of the optimal magnitude interval, as shown in [Table 3](#). After two rounds of hyperparameter searching and some additional fine-tuning, the optimal hyperparameters are  $\alpha = 100$  and  $\beta = 500$ .

Table 2: First round fine-tuning of the hyperparameter

Coefficient value	$Err(\hat{\rho}, \rho)$	$Err(\hat{u}, u)$
$\alpha = 100, \beta = 1$	$0.6298 \pm 0.0024$	$0.2051 \pm 0.0177$
$\alpha = 100, \beta = 10$	$0.6295 \pm 0.0033$	$0.2999 \pm 0.2706$
$\checkmark \alpha = 100, \beta = 100$	$0.6298 \pm 0.0024$	$0.2079 \pm 0.0174$
$\checkmark \alpha = 100, \beta = 1000$	$0.6298 \pm 0.0022$	$0.1966 \pm 0.0097$
$\alpha = 100, \beta = 10000$	$0.6308 \pm 0.0020$	$0.2259 \pm 0.0369$

Table 3: second round fine-tuning of the hyperparameter

Coefficient value	$Err(\hat{\rho}, \rho)$	$Err(\hat{u}, u)$
$\alpha = 100, \beta = 200$	$0.6297 \pm 0.0025$	$0.2317 \pm 0.0743$
$\alpha = 100, \beta = 300$	$0.6305 \pm 0.0028$	$0.2130 \pm 0.0203$
$\alpha = 100, \beta = 400$	$0.6307 \pm 0.0021$	$0.2031 \pm 0.0081$
$\checkmark \alpha = 100, \beta = 500$	$0.6291 \pm 0.0023$	$0.1958 \pm 0.0071$
$\alpha = 100, \beta = 600$	$0.6296 \pm 0.0025$	$0.2329 \pm 0.0923$
$\alpha = 100, \beta = 700$	$0.6296 \pm 0.0016$	$0.2976 \pm 0.2768$
$\alpha = 100, \beta = 800$	$0.6302 \pm 0.0021$	$0.4738 \pm 0.7114$
$\alpha = 100, \beta = 900$	$0.6304 \pm 0.0034$	$0.2116 \pm 0.0315$

After tuning the hyperparameters, the experimental results are displayed in [Table 5](#), where the LWR-PINN model refers to the model shown in [Figure 3](#), which adopted a loss function as:  $Loss_{\theta, \omega}^{LWR} = 100 \cdot MSE_o + 500 \cdot MSE_a$ , for all other models, they treat the training process as a bi-objective optimization problem, the two objectives are  $MSE_o$  and  $MSE_a$ . According to [Table 5](#), the TMGD-LWR-PINN model and the models based on DCGDs exhibit performance similar to that of the baseline model, the LWR-PINN model, with the exception of the DCGD-AVER-LWR-PINN model, which shows a significantly larger speed  $\mathbb{L}^2$  error compared to the baseline. We believe this may be attributed to the following reason. In PIML studies that involve a macroscopic traffic flow model, [Lei et al. \(2025b\)](#) reveal that high-resolution data is needed to capture the true pattern of the physics dynamics described by the LWR model and ARZ model, which means that the  $\Delta x$  and  $\Delta t$  in those data should be as small as possible,  $\Delta x$  represents the minimum distance between two traffic sensors, and  $\Delta t$  represents the minim time interval between consecutive measurements. However, the general traffic sensor data might not be high-resolution data since general traffic sensor data usually has a very large  $\Delta x$  and  $\Delta t$ . As a result, the physics part of the PIML model may always provide a gradient that could degrade the model’s performance, leading to a failure of the total PIML model.

$$\begin{aligned}
Loss_{\theta, \omega}^{LWR} &= \alpha \cdot MSE_o + \beta \cdot MSE_a \\
&= \frac{\alpha_1}{N_o} \sum_{i=1}^{N_o} |\hat{\rho}(t_o^{(i)}, x_o^{(i)}; \theta) - \rho^{(i)}|^2 + \frac{\alpha_2}{N_o} \sum_{i=1}^{N_o} |\hat{u}(t_o^{(i)}, x_o^{(i)}; \theta) - u^{(i)}|^2 \\
&\quad + \frac{\beta}{N_a} \sum_{j=1}^{N_a} |\hat{f}(t_a^{(j)}, x_a^{(j)}; \theta, \omega)|^2
\end{aligned} \tag{27}$$



$$\begin{aligned}
Loss_{\theta, \omega}^{LWR} &= \alpha \cdot MSE_o + \beta \cdot MSE_a \\
&= \frac{\alpha_1}{N_o} \sum_{i=1}^{N_o} |\hat{\rho}(t_o^{(i)}, x_o^{(i)}; \theta) - \rho^{(i)}|^2 + \frac{\alpha_2}{N_o} \sum_{i=1}^{N_o} |\hat{u}(t_o^{(i)}, x_o^{(i)}; \theta) - u^{(i)}|^2 \\
&\quad + \frac{\beta}{N_a} \sum_{j=1}^{N_a} |\hat{f}(t_a^{(j)}, x_a^{(j)}; \theta, \omega)|^2
\end{aligned} \tag{28}$$

Table 4: Comparison of MGDA and linear scalarization for LWR-based PINN model

Model	$Err(\hat{\rho}, \rho)$	$Err(\hat{u}, u)$	Coefficient value
LWR-PINN	$0.6291 \pm 0.0023$	<b><math>0.1958 \pm 0.0071</math></b>	$\alpha = 100, \beta = 500$
TMGD-LWR-PINN	<b><math>0.6270 \pm 0.0024</math></b>	$0.1984 \pm 0.0009$	-
DCGD-CENTER-LWR-PINN	$0.6314 \pm 0.0002$	$0.1998 \pm 0.0001$	-
DCGD-PROJ-LWR-PINN	$0.6306 \pm 0.0025$	$0.2020 \pm 0.0066$	-
DCGD-AVER-LWR-PINN	$0.6315 \pm 0.0016$	$0.2267 \pm 0.0585$	-

#### 4.2. PIML model based on the microscopic traffic flow model

The second example is a PIML model based on the microscopic traffic flow model. The physics model used in this PIML study is the IDM car-following model (Treiber et al. (2000)). The IDM model is formulated as follows:

$$a(t + \Delta t) = a_{max} [1 - (\frac{v(t)}{v_0})^\delta - (\frac{s^*(v(t), \Delta v(t))}{h(t)})^2] \tag{29}$$

$$s^*(v(t), \Delta v(t)) = s_0 + v(t)T_0 + \frac{v(t) \cdot \Delta v(t)}{2\sqrt{a_{max}b}}, \tag{30}$$

In this context, the parameters are defined as follows:  $v_0$  represents the desired velocity,  $T_0$  denotes the desired time headway,  $s_0$  indicates the minimum spacing in congested traffic,  $a_{max}$  is the maximum acceleration,  $b$  refers to the comfortable deceleration, and  $\delta$  is a constant typically set to 4 for the car-following model.

The baseline physics-informed car-following model is carried out based on Mo et al. (2021). The official reproduction of the baseline physics-informed car-following model and the corresponding dataset can be found at <https://github.com/CU-DitecT/TRC21-PINN-CFM>. The reproduction model differs slightly from the original paper Mo et al. (2021). In Mo et al. (2021), there are two frameworks for the physics-informed car-following model. The first framework, referred to as the prediction-only framework, is illustrated in Figure 4. In this framework, we first calibrate the car-following model, and subsequently, the model parameters are adjusted. The second framework is known as the joint framework, where we learn the parameters of the physics model and the weights of the neural network during the training process. The official reproduction only construes the first framework, so we will take the prediction-only framework as our baseline.

As shown in Figure 4, a genetic algorithm (GA) will be used to calibrate the physics-based car-following model. The Physics-Uninformed Neural Network (PUNN) component is a multi-layer perceptron with an input dimension of three and an output dimension of one. It consists of three hidden layers, each containing 60 nodes. The loss function of the PINN-PICF model is still a classical form of linear scalarization,

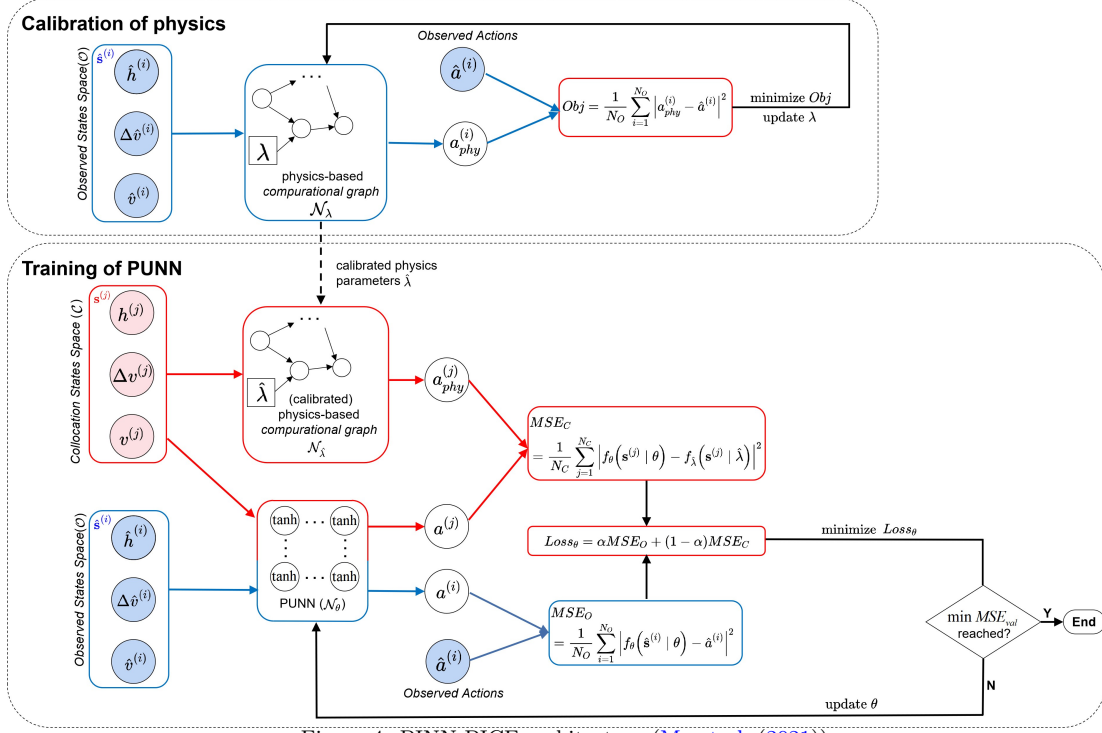


Figure 4: PINN-PICF architecture (Mo et al. (2021))

formulated as:

$$\begin{aligned}
 Loss_{\theta} &= \alpha MSE_O + (1 - \alpha) MSE_C \\
 &= \frac{\alpha}{N_o} \sum_{i=1}^{N_o} |f_{\theta}(\hat{\mathbf{s}}^{(i)} | \theta) - \hat{a}^{(i)}|^2 + \frac{(1 - \alpha)}{N_c} \sum_{j=1}^{N_c} |f_{\theta}(\mathbf{s}^{(j)} | \theta) - f_{\hat{\lambda}}(\mathbf{s}^{(j)} | \hat{\lambda})|^2
 \end{aligned} \tag{31}$$

where  $\alpha$ : the weight of the loss function that balances the contributions made by the data discrepancy and the physics discrepancy;  $\hat{\lambda}$ : parameters of the physics that are calibrated beforehand;  $\theta$ : PUNN's parameters;  $f_{\theta}(\cdot)$ : PUNN parameterized by  $\theta$ ;  $f_{\hat{\lambda}}(\cdot)$ : physics parameterized by  $\hat{\lambda}$ , which is calibrated prior to training;  $N_o$ : the number of observed data;  $N_c$ : the number of collocation states;  $\hat{\mathbf{s}}^{(i)}$ : the  $i$ th observed feature;  $\mathbf{s}^{(j)}$ : the  $j$ th collocation feature;  $\hat{a}^{(i)}$ : the  $i$ th observed acceleration;  $a^{(i)}$ : the  $i$ th acceleration predicted by PUNN;  $a^{(j)}$ : the  $j$ th acceleration predicted by PUNN;  $a_{phy}^{(j)}$ : the  $j$ th acceleration predicted by the physics. The collocation states are functionally equivalent to auxiliary points, which is used to construct the physics residuals. Readers could refer to [Section 4.1](#) or [Section 3.2.2](#) in Mo et al. (2021).

We utilized the Root Mean Square Error (RMSE) to measure the errors in both position and velocity as follows:

$$RMSE_x = \sqrt{\frac{1}{N_T T_i} \sum_{i=1}^{N_T} \sum_{t=0}^{T_i} |x(t) - \hat{x}(t)|^2} \tag{32}$$

$$RMSE_v = \sqrt{\frac{1}{N_T T_i} \sum_{i=1}^{N_T} \sum_{t=0}^{T_i} |v(t) - \hat{v}(t)|^2} \tag{33}$$

where  $x$  and  $v$  denote the positions and velocities of the follower,  $T_i$  is the time horizon of the  $i$ th trajectory, and  $N_T$  is the number of trajectories. Since only the IDM-based physics-informed car-following model is

present in the official reproduction code, we denote the IDM-based physics-informed car-following model as the original physics-informed car-following model (OPICF) in our paper. As shown in [Table 5](#), all training methods based on multi-gradient descent perform better than the baseline model, and those using DCGD surpass the model based on TMGD. The relative improvement of training methods based on Multi-Dimensional Genetic Algorithms (MDGAs) compared to the baseline is presented in [Table 6](#). All training methods utilizing DCGD algorithms demonstrate a relative improvement of over 20% in the RMSE of  $\hat{x}$  compared to  $x$ , and a relative improvement of over 20% in the RMSE of  $\hat{u}$  compared to  $u$ . We also provide a series of comparisons between predicted and actual positions for sample trajectories based on various models in [Figures 5 to 9](#).

Table 5: Comparison of MGDAs and linear scalarization for physics-informed car-following model [Mo et al. \(2021\)](#)

Model	$RMSE(\hat{x}, x)$	$RMSE(\hat{u}, u)$	Coefficient value
OPICF	$8.0587 \pm 4.0024$	$0.8598 \pm 0.1357$	$\alpha = 0.9, \beta = 0.1$
TMGD-PICF	$7.6101 \pm 2.5439$	$0.7902 \pm 0.1173$	-
DCGD-CENTER-PICF	<b><math>5.7275 \pm 0.2051</math></b>	$0.6490 \pm 0.0092$	-
DCGD-PROJ-PICF	$5.7853 \pm 0.2009$	<b><math>0.6478 \pm 0.0997</math></b>	-
DCGD-AVER-PICF	$5.8061 \pm 0.1885$	$0.6479 \pm 0.0098$	-

Table 6: Relative improvement of training based on MGDAs compared to the baseline

Model	Relative improvement of $RMSE(\hat{x}, x)$	Relative improvement of $RMSE(\hat{u}, u)$
TMGD-PICF	5.5667%	8.0949%
DCGD-CENTER-PICF	28.9277%	24.5173%
DCGD-PROJ-PICF	28.2105%	24.6569%
DCGD-AVER-PICF	27.9524%	24.6453%

## 5. Conclusion and discussion

In this paper, we analyze the potential limitations of the current applications of Predictive Interactive Machine Learning (PIML) in transportation, specifically regarding the total loss function. The reliance on linear scalarization introduces unrealistic assumptions about the trade-offs between different objectives, and the hyperparameter optimization process can be time-consuming. To address these issues, we reformulate the training process of PIML as a multi-objective optimization problem. We introduce several multi-gradient descent algorithms (MGDAs) to solve this problem effectively.

After investigating several PIML models using real-world data, we discovered that almost all training methods based on Multi-Gradient Descent Algorithms (MGDAs) can achieve results comparable to or better than those obtained through training with a loss constructed using linear scalarization, and this is also theoretically guaranteed.

In the first example, the MGDAs-based training approach can achieve a comparable performance compared to the baseline model in most cases. In the second example, all MGDAs-based training approaches bring a considerable performance improvement. From these case studies, we can conclude that using MGDAs to train the physics-informed machine learning model is preferable, as long as they do not lead to a significant performance degradation. This training approach is beneficial as long as they do not negatively impact performance because it eliminates the need for hyperparameter searching.

Possible further directions could be to focus on three areas: (1) How to accelerate multi-gradient descent algorithms. Compared to directly using a stochastic gradient descent algorithm like Adam ([Kingma and](#)

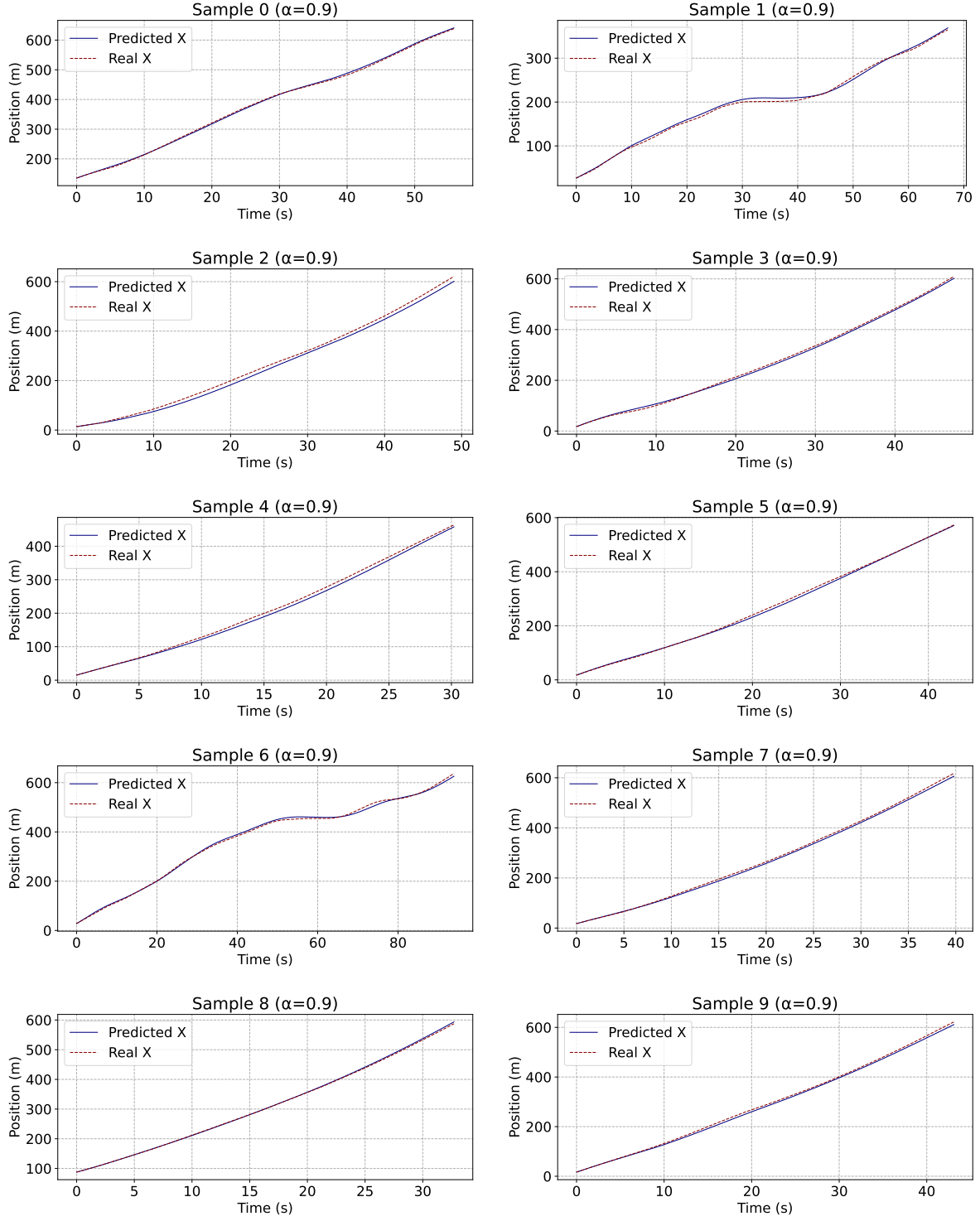


Figure 5: Comparison of predicted and real positions for ten Sample trajectories based on OPICF

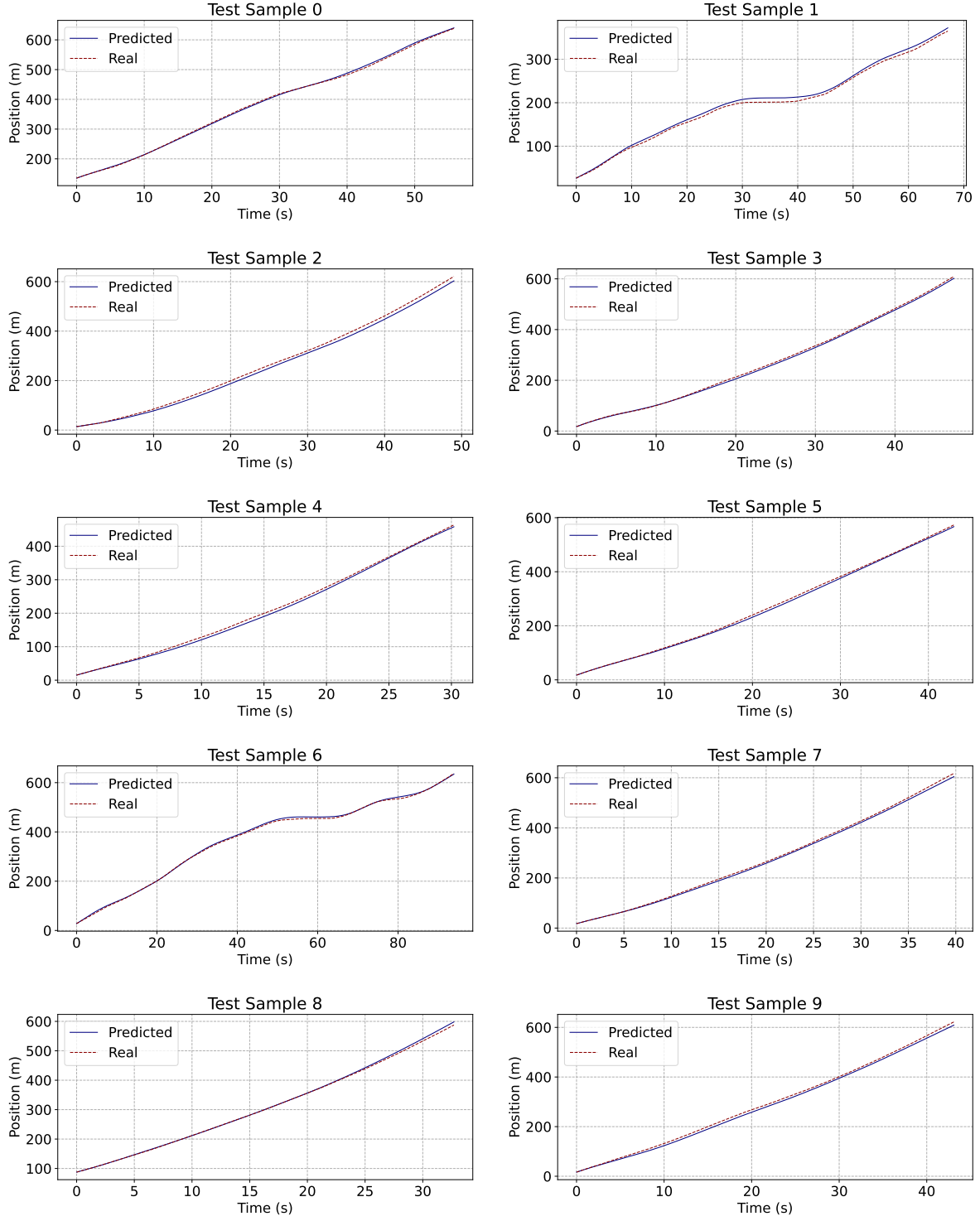


Figure 6: Comparison of predicted and real positions for ten Sample trajectories based on TMGD-PICF

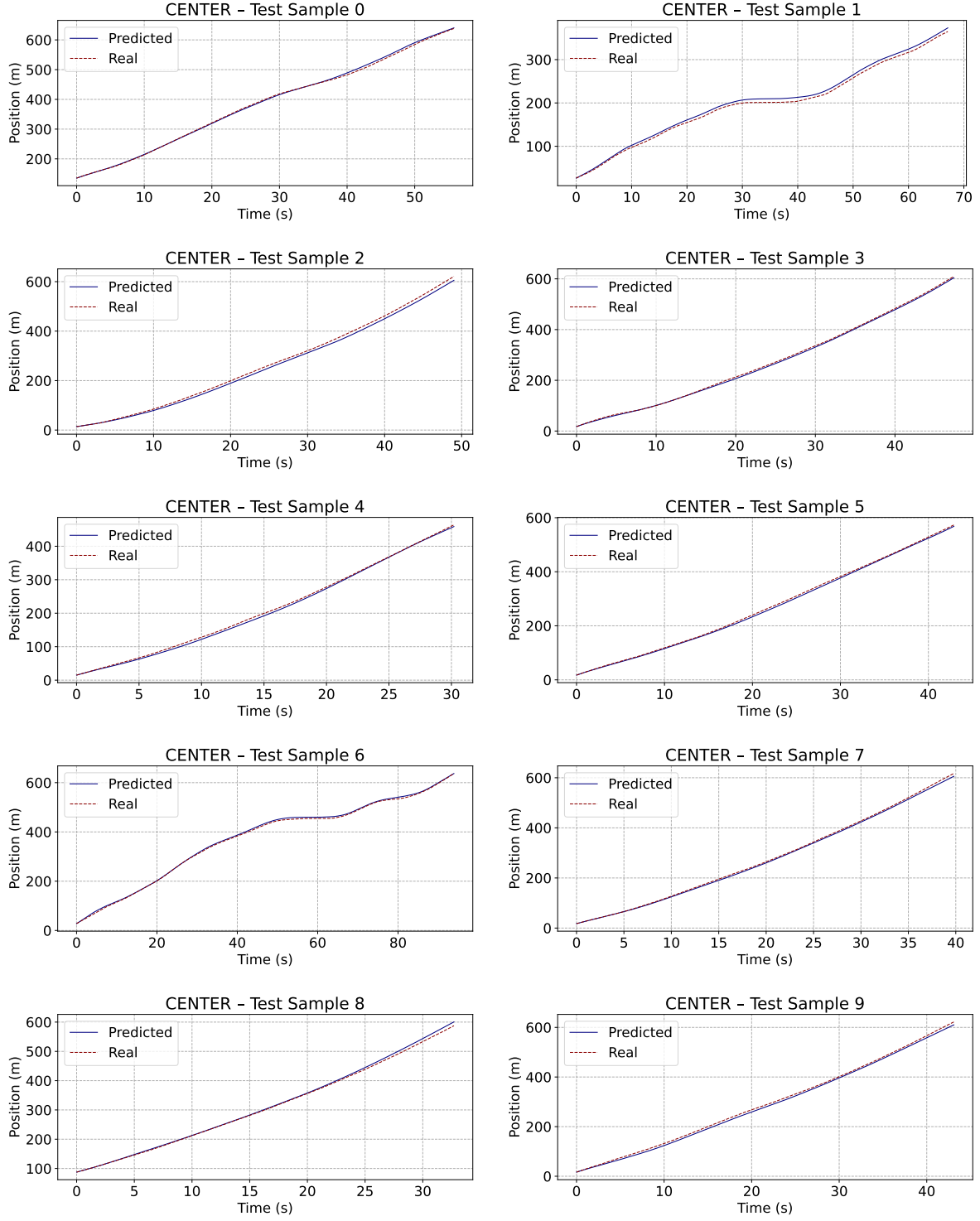


Figure 7: Comparison of predicted and real positions for ten Sample trajectories based on DCGD-CENTER-PICF

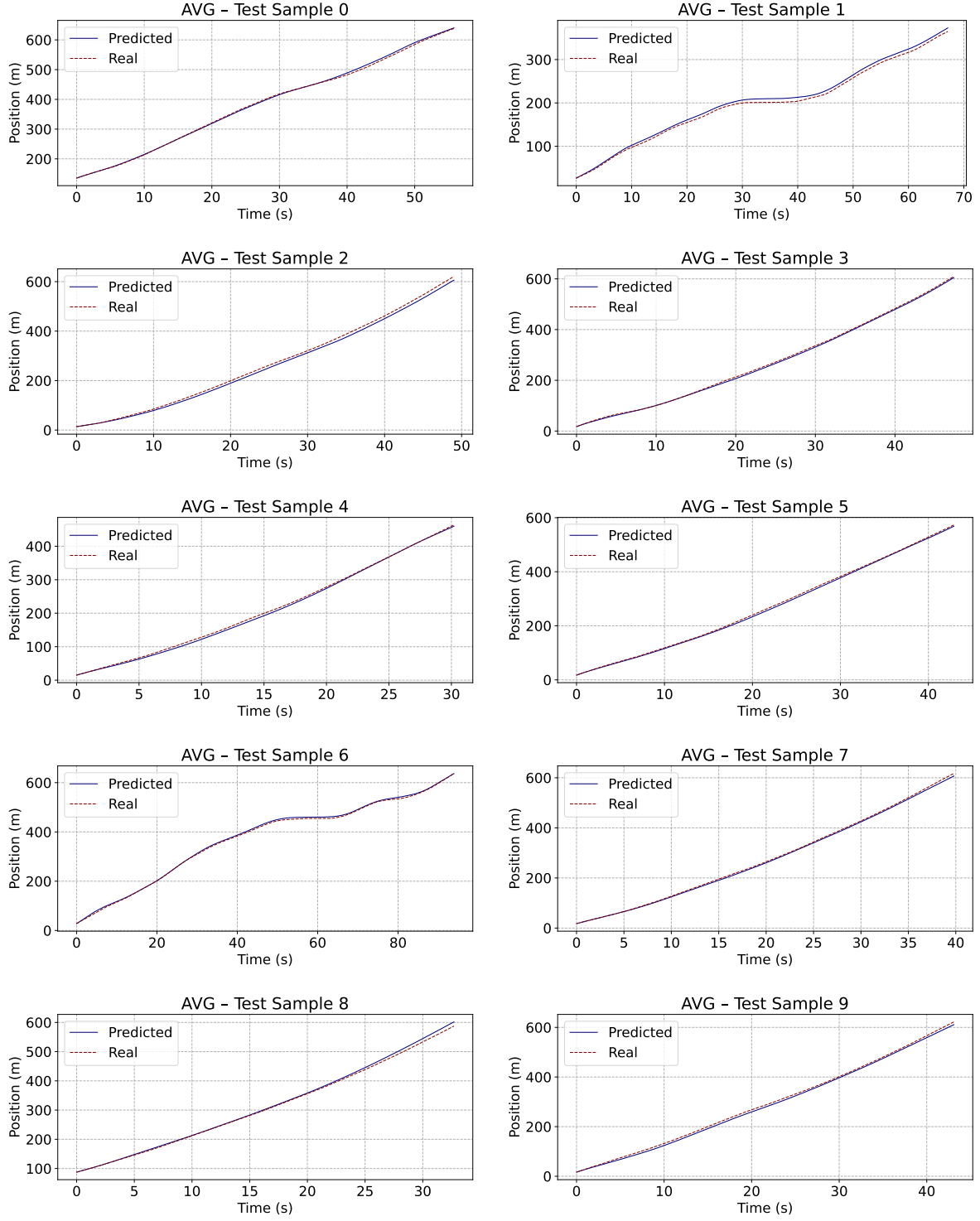


Figure 8: Comparison of predicted and real positions for ten Sample trajectories based on DCGD-AVG-PICF



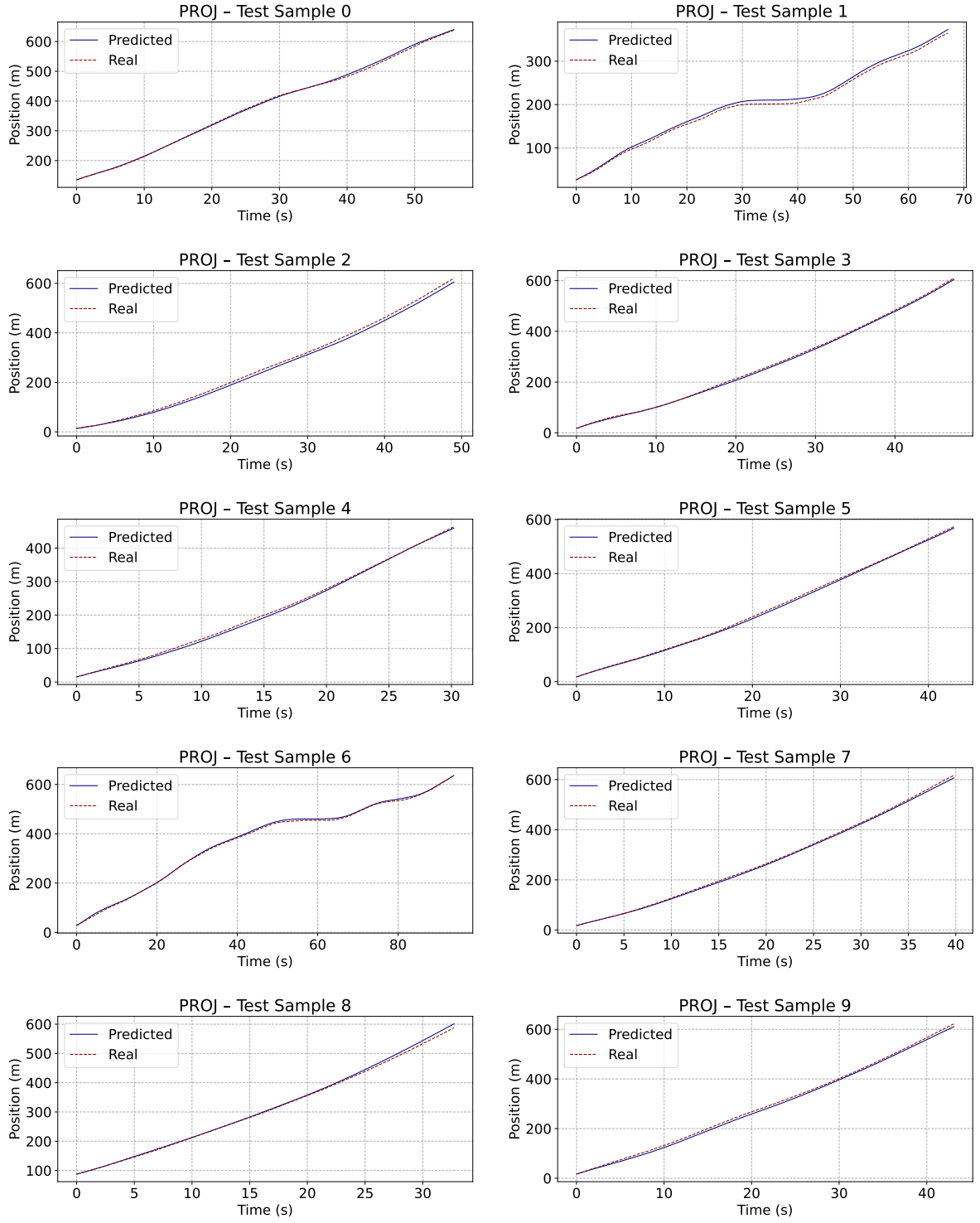


Figure 9: Comparison of predicted and real positions for ten Sample trajectories based on DCGD-PROJ-PICF

Ba (2014)) to minimize the linear scalarization loss. The training process based on the reformulated multi-objective optimization will lead to a longer training time per iteration. Especially for TMGD algorithms, in each iteration, we need to find the minimum norm point by solving a convex quadratic programming problem. (2) How to handle hard constraints in the training process. All MGDAs used in this paper are only compatible with unconstrained multi-objective optimization. What if we have to consider other constraints in PIML? Is there another way rather than modeling constraints in the loss function directly as a soft constraint term? A possible way is to extend the framework proposed in Lei et al. (2025a), which presents a framework based the multi-gradient descent that can handle multi-objective optimization problems with convex constraints. (3) Research on multi-task learning suggests that TGMD (Sekitani and Yamamoto (1993)) may not consistently produce a well-balanced Pareto front. Instead, TGMD tends to generate a discrete and sparse representation of the Pareto front. Therefore, further studies could explore methods to create a more complete or continuous Pareto front by following the approaches outlined by Lin et al. (2019) and Ma et al. (2020).

## 6. Appendix

### 6.1. Proof theorem 5

*Proof.* **Proof of Statement 1:**

Suppose  $\theta^*$  is a minimizer of the scalarized total loss for some  $\beta \in [0, 1]$ . Then, at this point, we have:

$$\nabla \mathcal{L}_\beta(\theta^*) = \beta \nabla \mathcal{L}_1(\theta^*) + (1 - \beta) \nabla \mathcal{L}_2(\theta^*) = 0. \quad (34)$$

This implies that  $\nabla \mathcal{L}_1(\theta^*)$  and  $\nabla \mathcal{L}_2(\theta^*)$  are linearly dependent and in opposite directions, or one of them is equal to 0. Thus, there exists no common descent direction that strictly reduces both losses simultaneously, implying that  $\theta^*$  is Pareto stationary. By construction, MGDA identifies Pareto stationary points by minimizing the norm of convex combinations of gradients. Hence, MGDA can also identify and achieve such points. Therefore, every scalarized minimizer can theoretically be reached by MGDA.

**Proof of Statement 2:**

Consider a Pareto stationary point  $\hat{\theta}$  found by MGDA, satisfying:

$$\min_{\alpha \in [0, 1]} \|\alpha \nabla \mathcal{L}_1(\hat{\theta}) + (1 - \alpha) \nabla \mathcal{L}_2(\hat{\theta})\|^2 = 0. \quad (35)$$

Suppose, for example, that  $\nabla \mathcal{L}_1(\hat{\theta}) = 0$  and  $\nabla \mathcal{L}_2(\hat{\theta}) \neq 0$ . Then, for any  $\beta \in [0, 1]$ ,

$$\beta \nabla \mathcal{L}_1(\hat{\theta}) + (1 - \beta) \nabla \mathcal{L}_2(\hat{\theta}) = (1 - \beta) \nabla \mathcal{L}_2(\hat{\theta}) \neq 0, \quad (36)$$

and only for  $\beta = 1$  does the combination vanish. However, at  $\beta = 1$ , the scalarized loss reduces to  $\mathcal{L}_1$  alone, and  $\hat{\theta}$  is not necessarily a minimizer of  $\mathcal{L}_2$ . Thus,  $\hat{\theta}$  cannot be obtained as a minimizer of any scalarized loss with  $\beta \in [0, 1]$ , except possibly at the endpoints, and in general is not a minimizer for both losses. Therefore, there exist Pareto stationary points found by MGDA that cannot be obtained by optimizing any linear scalarization.

□

## 7. Acknowledgement

This research is supported by the award "CAREER: Physics Regularized Machine Learning Theory: Modeling Stochastic Traffic Flow Patterns for Smart Mobility Systems (# 2234289)" which is funded by the National Science Foundation.

## 8. CRediT

**Yuan-Zheng Lei:** Conceptualization, Methodology, Writing - original draft. **Yaobang Gong:** Conceptualization, Writing - review & editing. **Dianwei Chen:** Experiment design. **Yao Cheng:** Writing - review & editing. **Xianfeng Terry Yang:** Conceptualization, Methodology and Supervision, Writing - review & editing.

## 9. Data and Code Availability

The source code and data are available for readers to download via the following link: <https://github.com/EdisonYLei/Reconstructing-PIML-through-MGDA>

## References

- Cui, Z., Henrickson, K., Ke, R., Wang, Y., 2019. Traffic graph convolutional recurrent neural network: A deep learning framework for network-scale traffic learning and forecasting. *IEEE Transactions on Intelligent Transportation Systems* 21, 4883–4894.
- Cui, Z., Ke, R., Pu, Z., Wang, Y., 2018. Deep bidirectional and unidirectional lstm recurrent neural network for network-wide traffic speed prediction. *arXiv preprint arXiv:1801.02143*.
- Deb, K., Jain, H., 2013. An evolutionary many-objective optimization algorithm using reference-point-based nondominated sorting approach, part i: solving problems with box constraints. *IEEE transactions on evolutionary computation* 18, 577–601.
- Deb, K., Pratap, A., Agarwal, S., Meyarivan, T., 2002. A fast and elitist multiobjective genetic algorithm: Nsga-ii. *IEEE transactions on evolutionary computation* 6, 182–197.
- Désidéri, J.A., 2012. Multiple-gradient descent algorithm (mgda) for multiobjective optimization. *Comptes Rendus Mathématique* 350, 313–318.
- Duan, Y., Lv, Y., Liu, Y.L., Wang, F.Y., 2016. An efficient realization of deep learning for traffic data imputation. *Transportation research part C: emerging technologies* 72, 168–181.
- Fliege, J., Svaiter, B.F., 2000. Steepest descent methods for multicriteria optimization. *Mathematical methods of operations research* 51, 479–494.
- Hwang, Y., Lim, D., 2024. Dual cone gradient descent for training physics-informed neural networks. *Advances in Neural Information Processing Systems* 37, 98563–98595.
- Jain, H., Deb, K., 2013. An evolutionary many-objective optimization algorithm using reference-point based nondominated sorting approach, part ii: Handling constraints and extending to an adaptive approach. *IEEE Transactions on evolutionary computation* 18, 602–622.

- Ji, J., Wang, J., Jiang, Z., Jiang, J., Zhang, H., 2022. Stden: Towards physics-guided neural networks for traffic flow prediction, in: Proceedings of the AAAI conference on artificial intelligence, pp. 4048–4056.
- Kingma, D.P., Ba, J., 2014. Adam: A method for stochastic optimization. arXiv preprint arXiv:1412.6980 .
- Krishnapriyan, A., Gholami, A., Zhe, S., Kirby, R., Mahoney, M.W., 2021. Characterizing possible failure modes in physics-informed neural networks. Advances in neural information processing systems 34, 26548–26560.
- Lei, E.Y., Gong, Y., Yang, X.T., 2025a. A modified two-stage search framework for constrained multi-gradient descent. arXiv preprint arXiv:2502.14104 .
- Lei, Y.Z., Gong, Y., Chen, D., Cheng, Y., Yang, X.T., 2025b. Potential failures of physics-informed machine learning in traffic flow modeling: Theoretical and experimental analysis. arXiv preprint arXiv:2505.11491 .
- Lighthill, M.J., Whitham, G.B., 1955. On kinematic waves ii. a theory of traffic flow on long crowded roads. Proceedings of the Royal Society of London. Series A. Mathematical and Physical Sciences 229, 317–345.
- Lin, X., Yang, Z., Zhang, X., Zhang, Q., 2022. Pareto set learning for expensive multi-objective optimization. Advances in Neural Information Processing Systems 35, 19231–19247.
- Lin, X., Zhen, H.L., Li, Z., Zhang, Q.F., Kwong, S., 2019. Pareto multi-task learning. Advances in neural information processing systems 32.
- Liu, J., Jiang, R., Zhao, J., Shen, W., 2023. A quantile-regression physics-informed deep learning for car-following model. Transportation research part C: emerging technologies 154, 104275.
- Liu, X., Tong, X., Liu, Q., 2021. Profiling pareto front with multi-objective stein variational gradient descent. Advances in Neural Information Processing Systems 34, 14721–14733.
- Lu, J., Li, C., Wu, X.B., Zhou, X.S., 2023. Physics-informed neural networks for integrated traffic state and queue profile estimation: A differentiable programming approach on layered computational graphs. Transportation Research Part C: Emerging Technologies 153, 104224.
- Ma, P., Du, T., Matusik, W., 2020. Efficient continuous pareto exploration in multi-task learning, in: International Conference on Machine Learning, PMLR. pp. 6522–6531.
- Ma, X., Tao, Z., Wang, Y., Yu, H., Wang, Y., 2015. Long short-term memory neural network for traffic speed prediction using remote microwave sensor data. Transportation Research Part C: Emerging Technologies 54, 187–197.
- Mo, Z., Shi, R., Di, X., 2021. A physics-informed deep learning paradigm for car-following models. Transportation research part C: emerging technologies 130, 103240.
- Pereira, M., Lang, A., Kulcsár, B., 2022. Short-term traffic prediction using physics-aware neural networks. Transportation research part C: emerging technologies 142, 103772.
- Polson, N.G., Sokolov, V.O., 2017. Deep learning for short-term traffic flow prediction. Transportation Research Part C: Emerging Technologies 79, 1–17.

- Richards, P.I., 1956. Shock waves on the highway. *Operations research* 4, 42–51.
- Sekitani, K., Yamamoto, Y., 1993. A recursive algorithm for finding the minimum norm point in a polytope and a pair of closest points in two polytopes. *Mathematical Programming* 61, 233–249.
- Sener, O., Koltun, V., 2018. Multi-task learning as multi-objective optimization. *Advances in neural information processing systems* 31.
- Shi, R., Mo, Z., Huang, K., Di, X., Du, Q., 2021. A physics-informed deep learning paradigm for traffic state and fundamental diagram estimation. *IEEE Transactions on Intelligent Transportation Systems* 23, 11688–11698.
- Tang, Y., Jin, L., Ozbay, K., 2024. Physics-informed machine learning for calibrating macroscopic traffic flow models. *Transportation Science* 58, 1389–1402.
- Treiber, M., Hennecke, A., Helbing, D., 2000. Congested traffic states in empirical observations and microscopic simulations. *Physical review E* 62, 1805.
- Uğurel, E., Huang, S., Chen, C., 2024. Learning to generate synthetic human mobility data: A physics-regularized gaussian process approach based on multiple kernel learning. *Transportation Research Part B: Methodological* 189, 103064.
- Wang, Z., Xing, W., Kirby, R., Zhe, S., 2020. Physics regularized gaussian processes. *arXiv preprint arXiv:2006.04976* .
- Wolfe, P., 1976. Finding the nearest point in a polytope. *Mathematical Programming* 11, 128–149.
- Wu, Y., Tan, H., Qin, L., Ran, B., Jiang, Z., 2018. A hybrid deep learning based traffic flow prediction method and its understanding. *Transportation Research Part C: Emerging Technologies* 90, 166–180.
- Xue, J., Ka, E., Feng, Y., Ukkusuri, S.V., 2024. Network macroscopic fundamental diagram-informed graph learning for traffic state imputation. *Transportation Research Part B: Methodological* , 102996.
- Yang, D., Zhu, L., Liu, Y., Wu, D., Ran, B., 2018. A novel car-following control model combining machine learning and kinematics models for automated vehicles. *IEEE Transactions on Intelligent Transportation Systems* 20, 1991–2000.
- Yuan, Y., Wang, Q., Yang, X.T., 2020. Modeling stochastic microscopic traffic behaviors: a physics regularized gaussian process approach. *arXiv preprint arXiv:2007.10109* .
- Yuan, Y., Wang, Q., Yang, X.T., 2021a. Traffic flow modeling with gradual physics regularized learning. *IEEE Transactions on Intelligent Transportation Systems* 23, 14649–14660.
- Yuan, Y., Zhang, Z., Yang, X.T., Zhe, S., 2021b. Macroscopic traffic flow modeling with physics regularized gaussian process: A new insight into machine learning applications in transportation. *Transportation Research Part B: Methodological* 146, 88–110.
- Zhou, M., Qu, X., Li, X., 2017. A recurrent neural network based microscopic car following model to predict traffic oscillation. *Transportation research part C: emerging technologies* 84, 245–264.