

# Discrete-time Markov chains with random observation times

Daphné Aurouet\*      Valentin Patilea†

June 8, 2025

## Abstract

We propose a new approach for estimating the finite dimensional transition matrix of a Markov chain using a large number of independent sample paths observed at random times. The sample paths may be observed as few as two times, and the transitions are allowed to depend on covariates. Simple and easy to update kernel estimates are proposed, and their uniform convergence rates are derived. Simulation experiments show that our estimation approach performs well.

**Keywords:** Kernel estimation; Roots of stochastic matrices; Transition matrix.

**MSC 2010:** 62M5, 62G05

---

\*Corresponding author: Univ. Rennes, Ensai, CREST-UMR 9194, F-35000 France;  
daphne.aurouet@ensai.fr

†Univ. Rennes, Ensai, CREST-UMR 9194, F-35000 France; valentin.patilea@ensai.fr

# 1 Introduction

Discrete-time Markov chains are long-standing, easy-to-interpret probabilistic tools for analyzing sequence data. They are characterized by their transition matrix, which encapsulates the likelihood of each possible movement. They have found widespread application in fields such as biology, climate, ecology, engineering, finance, medicine, physics, and social studies. See, among many other references, [14], [19], [1] and textbooks [29], [3], [26], [15]. Markov chain models are also highly valued in mobility studies because the sequence records positions in a finite set of states at specific discrete time intervals.

Our study can be integrated into the broader application of discrete-time Markov chains to model the movement of statistical units, such as humans, animals, or physical goods such as banknotes. In human (e.g., [32]) and animal mobility (e.g., [26]) studies, which have benefited from the development of *Internet of Things* technologies, Markov chain modeling represents a natural and popular approach. Here, our focus is on cases where very large numbers of statistical units are available, as in banknote mobility. The subject was studied, for example, by [25] who estimates the transitions of ten zloty banknotes between Polish regions and uses a log-linear model to incorporate economic and geographical factors to model the transition probabilities. [5] propose to use banknote flows in the USA to study the spread of diseases. For the banknote They consider a continuous time random-walk process that incorporates scale-free jumps as well as long waiting times between displacements. Alternatively, we propose a discrete-time Markov chain approach to model the circulation of statistical entities, such as banknotes, because it produces interpretable results and allows covariates (also called predictors) to be introduced easily.

We are also interested in a modeling approach that takes into account another feature of banknote circulation, that is the difficulty in observing the statistical units frequently and/or regularly. The trajectory of a banknote during its lifetime is sparsely observed at random times. Partial observation scenarios occur in various contexts, such as systems that are prohibitively costly or infeasible to open for direct observation at each step. However, random observation patterns in Markov chain paths have not yet been extensively explored. [28] consider Markov chains with arbitrary state space observed at certain periodic or random time points. They address the question of which observation patterns allow us to identify the transition distribution. When identification is granted, they construct nonparametric estimators of functionals that depend on two successive observations of the chain. In [2], the authors consider a homogeneous discrete-time Markov chain with finite state space and an incompletely observed trajectory. The purpose is to recover its transition matrix  $P$ . Assuming the time gaps between the observations are i.i.d., the observed process remains a homogeneous Markov chain with transition matrix  $Q$ . Imposing a sparsity assumption on  $P$  and knowing the location of its zero entries, they build an estimator of the relationship between  $P$  and  $Q$  and derive an estimator of  $P$  from the empirical estimator of  $Q$ .

Our primary goal is to estimate the transition matrices (also called *stochastic matrices*) from partially and randomly observed trajectories of Markov chains with a finite number of states. The trajectory of each statistical unit is supposed to be generated by a homogeneous Markov chain, and its transition matrix  $\mathbf{P}(\mathbf{z})$  is allowed to depend on the value  $\mathbf{z}$  of the vector  $\mathbf{Z}$  of covariates that are assumed to be constant over time. First, for any positive integer  $\ell$ , we consider the conditional transition probabilities given the covariates and that the time gap between two consecutive observations of a statistical unit is equal to  $\ell$  time units. For example, the time unit can be a day or week. Let  $\mathbf{A}_\ell(\mathbf{z})$  be the matrix of these conditional transitions with observation gap equal to  $\ell$ . Under suitable and realistic assumptions on the time gaps between two consecutive observations of the same statistical unit,  $\mathbf{A}_\ell(\mathbf{z})$  should coincide with the conditional transition matrix power  $\mathbf{P}^\ell(\mathbf{z})$ . The entries of  $\mathbf{A}_\ell(\mathbf{z})$  can be estimated by simple locally weighted means. The localization with respect to the continuous covariates is realized using a kernel and a suitable bandwidth, while simple indicator functions are used to stratify with respect to the discrete covariates. An estimate of  $\mathbf{P}(\mathbf{z})$  can then be obtained as the  $\ell$ -root of the estimate of  $\mathbf{A}_\ell(\mathbf{z})$ . Estimates of  $\mathbf{A}_\ell(\mathbf{z})$  can be computed for the most frequent values for the interval between two consecutive observations of a statistical unit. After taking the corresponding matrix roots, this leads to several estimates for  $\mathbf{P}(\mathbf{z})$  which can be averaged to yield a more accurate estimator of the conditional transition matrix given  $\mathbf{Z} = \mathbf{z}$ . The trajectory of a statistical unit can be observed on as few as two occasions. In contrast to previous studies on incompletely observed Markov chain paths, we leverage information from large number of trajectories.

The simple roadmap for estimating the conditional transitions described above presents the problem of calculating the  $\ell$ -th root of the estimates of  $\mathbf{A}_\ell(\mathbf{z})$ . In fact, several inconvenient cases can occur : the  $\ell$ -th root may not exist, it may exist and not be stochastic, or there can be more than one stochastic  $\ell$ -th root. Recall that a stochastic (or transition) matrix has nonnegative entries, with each row summing to 1. Several studies have addressed the problem of the existence, number and nature of roots of a stochastic matrix. For example, [17] identify two classes of stochastic matrices that have stochastic  $\ell$ -th roots for all  $\ell$ . Moreover, they derive necessary conditions that the spectrum of a stochastic matrix must satisfy in order for the matrix to have a stochastic  $\ell$ -th root.

The problem of the existence of a stochastic  $\ell$ -th root of a stochastic matrix is related to the so-called *embedding problem* for Markov chains (see, e.g., [20], [16], [10] [30], [6]). A Markov chain with transition matrix  $P$  is embeddable (or the transition matrix  $P$  is embeddable) if and only if there exists a matrix  $G$  with nonnegative off-diagonal entries whose row sums all vanish, such that  $P = \exp(G)$ . The matrix  $G$  is usually called a *generator* matrix, and alternative terminologies are intensity or rate matrix, skeleton, or  $Q$ -matrix. [20] has shown that a Markov chain is embeddable if and only if it is nonsingular and has stochastic matrix roots of arbitrary order. In fact, if a Markov chain is embeddable with generator  $G$ , then  $\exp(G/\ell)$  is a stochastic  $\ell$ -th root of its transition matrix, for any  $\ell$ . Moreover, any

positive power of an embeddable matrix is an embeddable matrix. The characterization of the set of embeddable matrices is an active research field. See, for example, [10], [30], [6] for some recent research. In particular, embeddability has certain consequences on the spectrum of a transition matrix, and the set of embeddable Markov matrices with distinct eigenvalues is relatively open and dense in the set of all embeddable Markov matrices. See, e.g., [10]. Another aspect of the embedding problem is that an embeddable matrix does not necessarily possess a unique generator. This identifiability problem, related to the uniqueness of the real logarithm of a matrix, has been solved in some particular cases. For example, [8, Theorem 3] shows that a diagonally dominant embeddable matrix has only one generator. Additional conditions were provided in [9]. Recently, [6] derived bounds for the number of Markov generators when Markov matrices have different eigenvalues.

While significant progress has been made to understand the problems of the existence and uniqueness of the roots of a stochastic matrix that are also stochastic, statistical analysis faces additional challenges. Even if the modeling paradigm based on Markov chains is realistic and the theoretical transition matrix is embeddable, there is no guarantee that the estimates of the powers of the transition matrix admit roots that are stochastic. See, for example, [4] for a discussion on the case of the classical maximum likelihood estimation of the generator for a discretely observed Markov jump process with finite state. In the context of datasets arriving in streams, as it is the case in the study of banknote mobility, there is no guarantee that an estimate of a power of the transition matrix that admits roots that are stochastic will preserve these properties after being updated. Furthermore, the embeddability property may fail, or fail after updating the estimate. Therefore, we follow a pragmatic approach through regularization.

There are several quantities for which the regularization can be considered in other context, such as the roots of  $\mathbf{A}_\ell(\mathbf{z})$  for making them stochastic, or the logarithm of  $\mathbf{A}_\ell(\mathbf{z})$  for making it a generator matrix. If a  $\ell$ -th matrix root of the estimate of  $\mathbf{A}_\ell(\mathbf{z})$  exists but it is not stochastic, then one can search an approximation which is a stochastic matrix; see [12] for a recent reference. Alternatively, several regularization ideas for generator matrices have been proposed, [18], [22], [10]. Because it looks for an optimal approximation of the estimates by matrices belonging to a space where the requirements for stochastic or generator matrices are satisfied, regularization generally involves numerically complex minimization of a loss function. For simplicity and because the empirical studies reported in the literature, as well as our own extensive numerical investigations, suggest that it performs well, we consider here the generator regularization approach. For this, we use the simple ideas described in [18, Section 3], see also [22], based on the remark that the identity  $\mathbf{P}(\mathbf{z}) = \exp(\ell^{-1} \log(\mathbf{A}_\ell(\mathbf{z})))$  should hold true, provided  $\mathbf{A}_\ell(\mathbf{z}) = \mathbf{P}^\ell(\mathbf{z})$ . The idea is then to check whether the logarithm of the estimated  $\mathbf{A}_\ell(\mathbf{z})$  exists and satisfies the conditions of a generator matrix, and if this is not the case, to suitably modify the estimate of  $\mathbf{A}_\ell(\mathbf{z})$  or the logarithm of this estimate, respectively.

The remainder of this paper is organized as follows. Section 2 presents the Markov chain model and assumptions regarding the distribution of gaps between consecutive observations of a trajectory. Our modeling assumptions guarantee that the distribution of the observations, obtained from independent, partially observed Markov chain sample paths, can be characterized by the powers of the conditional transition matrix given the value of the covariates. The data can then be used to estimate the powers of the conditional transition matrix. In Section 3, we introduce the recursive kernel estimators of these powers. After regularization of the generator estimate, taking the roots of the estimated powers, we obtain several estimates of the conditional transition matrix of the Markov chain given the covariates, which we finally aggregate in a more precise estimator. In Section 4, we derive the uniform consistency and convergence rates of the aggregated estimator. In Section 5, we present the results on the finite sample performance of our estimator. The proofs and technical justifications are collected in the Appendix, where some facts about the existence of logarithms and the stochasticity of root matrices are also recalled. Details on the design of the simulation experiments are provided in the Supplementary Material.

## 2 Methodology

Our modeling approach is based on discrete-time Markov chains with a finite number of states but is observed at random times. The objective is to estimate the conditional transition matrix of the chain, given the value of the covariate vector, using a large set of independent sample paths of the chain. First, we need to make some mild assumptions about the chain and the distribution of the random gaps between the observation times of a trajectory. Then, the distribution of our observations can be characterized by the powers of the conditional transition matrix given the value of the covariate vector. We use the estimates of these powers, together with the logarithm and exponential matrix functions, to construct an estimate for the conditional transition matrix of the chain. We also use the simple regularization ideas proposed in [18], [22].

### 2.1 Markov chains with random observation times

We consider  $X = (X_t)_{t \in \mathbb{N}}$  a discrete-time Markov chain of order 1, with values in the finite state space  $\mathcal{S} = \{1, 2, \dots, S\}$ . The necessary Markov chains theory for the following can be found in textbooks [29] and [15]. A vector  $\mathbf{Z} \in \mathcal{Z} \subset \mathbb{R}^p \times \mathcal{Z}_d$  contains the discrete covariates supported on  $\mathcal{Z}_d$  and the  $p$  continuous covariates. We suppose  $\mathbf{Z}$  independent of the time  $t$ . In the following,  $\mathbf{z} \in \mathcal{Z}$  is any value in the support  $\mathcal{Z}$  of  $\mathbf{Z}$ . Thus, we are interested in the process  $(X_t, \mathbf{Z})_{t \in \mathbb{N}}$ . We consider the setup where several independent paths of  $X$  are generated, and a random draw of  $\mathbf{Z}$  is observed for each path.

In the present work, we impose the following assumptions on  $X$  and its conditional distribution given the covariate vector values.

**Assumption 1.** *For any  $\mathbf{z} \in \mathcal{Z}$ , the discrete time process  $X$  is a homogeneous, irreducible, and aperiodic Markov chain of order 1 with conditional transition probabilities*

$$p_{ij}(\mathbf{z}) = \mathbb{P}(X_{t+1} = j \mid X_t = i, \mathbf{Z} = \mathbf{z}), \quad \forall t \in \mathbb{N}, \forall i, j \in \mathcal{S}.$$

The conditional transition matrix of the process  $X$  given  $\mathbf{Z} = \mathbf{z}$  is denoted by  $\mathbf{P}(\mathbf{z})$ .

Our focus is on the situation where the independent paths of  $X$  are incompletely observed, with respect to  $t$ . More precisely, a sample path is observed at random times  $0 \leq T_0 < T_1 < \dots < T_k < T_{k+1} < \dots$ .

To model this setup, let  $\tau_k \in \mathbb{N}^*$  be a random variable that indicates the time between two consecutive observation times of a sample path of  $X$ , that is we define

$$\tau_k = T_k - T_{k-1}, \quad k \in \mathbb{N}^*.$$

Naturally, we have that  $T_k = \tau_k + \dots + \tau_1 + T_0$ . The observations associated with one sample path of  $X$  are summarized by  $(Y_k, \tau_k, \mathbf{Z})_{k \in \mathbb{N}^*}$ , with

$$Y_k = X_{T_k} \in \mathcal{S}, \quad \text{and} \quad T_k \in \mathbb{N}^*.$$

The purpose is to estimate the conditional transition matrix  $\mathbf{P}(\mathbf{z})$  by using independent sample of sequences  $(Y_k, \tau_k, \mathbf{Z})_{k \in \mathbb{N}^*}$ . Let us first consider the following assumption.

**Assumption 2.** *The initial time is  $T_0 = 0$ . Moreover, for any integer  $k \geq 1$ ,  $\mathbf{z} \in \mathcal{Z}$ ,  $i_{k-1}, \dots, i_1 \in \mathcal{S}$  and  $\ell'_k, \ell'_{k-1}, \dots, \ell'_1 \in \mathbb{N}^*$ , we have*

$$\begin{aligned} \mathbb{P}(Y_{k+1} = j, \tau_{k+1} = \ell \mid Y_k = i, \tau_k = \ell'_k, Y_{k-1} = i_{k-1}, \tau_{k-1} = \ell'_{k-1}, \dots, Y_1 = i_1, \tau_1 = \ell'_1, \mathbf{Z} = \mathbf{z}) \\ = \mathbb{P}(Y_{k+1} = j, \tau_{k+1} = \ell \mid Y_k = i, \mathbf{Z} = \mathbf{z}), \quad \forall i, j \in \mathcal{S}, \forall \ell \in \mathbb{N}^*. \end{aligned}$$

**Remark 1.** *For simplicity, in Assumption 2 we assume that  $T_0$  is not random, and without loss of generality we can set it to zero. In the case where  $T_0$  is random, it suffices to consider that the conditional probabilities in Assumption 2 are also conditional, given the finite value of  $T_0$ . This additional technical aspect is omitted in the following as it does not change the procedure and the results below.*

Assumption 2 imposes conditions on the observed variables, and is reasonable for the application we consider. It imposes a conditional lack of memory condition on the process  $(Y_k, \tau_k)_{k \in \mathbb{N}^*}$  given  $\mathbf{Z} = \mathbf{z}$ . In particular, it implies that given  $\mathbf{Z} = \mathbf{z}$ ,  $(Y_k)_{k \in \mathbb{N}^*}$  is Markovian of order 1. The justification is provided in Section A.3 of the Appendix. To complete the Markov property on the observed process, we impose an assumption that allows us to obtain its conditional transition matrix as a power of the transition matrix of  $X$ , if the homogeneity condition imposed by Assumption 1 holds.

**Assumption 3.** *For any  $\mathbf{z} \in \mathcal{Z}$ , and  $t, t' \in \mathbb{N}$  with  $t < t'$ , it holds*

$$\mathbb{P}(X_{T_{k+1}} = j \mid X_{T_k} = i, T_{k+1} = t', T_k = t, \mathbf{Z} = \mathbf{z}) = \left( \mathbf{P}^{t'-t}(\mathbf{z}) \right)_{ij}, \quad \forall k \in \mathbb{N}, \forall i, j \in \mathcal{S},$$

where  $\mathbf{P}(\mathbf{z})$  is the transition matrix in Assumption 1 and, for any  $\ell \geq 1$ ,  $\mathbf{P}^\ell(\mathbf{z})$  denotes the  $\ell$ -th power of  $\mathbf{P}(\mathbf{z})$ .

Our objective is to estimate  $\mathbf{P}(\mathbf{z})$  using the available data, with the guarantees given by the assumptions. It worth noting that, for  $\ell = t' - t$  and any  $k \geq 1$ , using Assumption 3 we have

$$\mathbb{P}(Y_{k+1} = j \mid Y_k = i, \tau_{k+1} = \ell, \mathbf{Z} = \mathbf{z}) = \left( \mathbf{P}^\ell(\mathbf{z}) \right)_{ij}, \quad \forall i, j \in \mathcal{S}. \quad (1)$$

Then, for  $k \geq 1$ , we have

$$\mathbb{P}(Y_{k+1} = j, \tau_{k+1} = \ell \mid Y_k = i, \mathbf{Z} = \mathbf{z}) = \left( \mathbf{P}^\ell(\mathbf{z}) \right)_{ij} \mathbb{P}(\tau_{k+1} = \ell \mid Y_k = i, \mathbf{Z} = \mathbf{z}), \quad (2)$$

from which an expression of  $\left( \mathbf{P}^\ell(\mathbf{z}) \right)_{ij}$  can be derived. To be convenient for the estimation of  $\mathbf{P}^\ell(\mathbf{z})$  using the data containing independent sequences  $(Y_k, \tau_k, \mathbf{Z})_{k \geq 1}$ , the probabilities of the left- and right-hand sides of identity (2) should not depend on  $k$ . This is imposed in the following conditional stationarity assumption for the observed variables.

**Assumption 4.** *For any  $\mathbf{z} \in \mathcal{Z}$ , the conditional distribution of  $\tau_{k+1}$  given  $Y_k$  and  $\mathbf{Z} = \mathbf{z}$  is the same for all  $k \in \mathbb{N}$ .*

**Remark 2.** *Assumptions 2 to 4 do not impose conditional independence conditions, given the covariates on the random times  $(T_k)_{k \geq 1}$  or between  $(T_k)_{k \geq 1}$  and  $X$ . If  $(T_k)_{k \geq 1}$  and  $X$  are conditionally independent given the covariates, then  $(\tau_k)_{k \geq 1}$  is also conditionally independent of  $X$  given the covariates and several of the imposed conditions are automatically satisfied, as shown below.*

**Lemma 1.** *Assumption 1 holds true. Assume  $T_0$  is not random, and  $(\tau_k)_{k \geq 1}$  is conditionally independent of  $X$  given  $\mathbf{Z}$ . Furthermore, for any  $\mathbf{z} \in \mathcal{Z}$ , the positive, integer-valued variables  $\tau_k$ ,  $k \geq 1$ , are conditionally independent and have the same conditional distribution given  $\mathbf{Z} = \mathbf{z}$ . Then, Assumptions 2 to 4 also hold true.*

## 2.2 Roots of stochastic matrices

Motivated by (2), for  $\ell \geq 1$ , let us consider the matrix  $\mathbf{A}_\ell(\mathbf{z})$  with the components

$$(\mathbf{A}_\ell(\mathbf{z}))_{ij} = \frac{\mathbb{P}(Y_{k+1} = j, \tau_{k+1} = \ell \mid Y_k = i, \mathbf{Z} = \mathbf{z})}{\mathbb{P}(\tau_{k+1} = \ell \mid Y_k = i, \mathbf{Z} = \mathbf{z})}, \quad i, j \in \mathcal{S}, \mathbf{z} \in \mathcal{Z}. \quad (3)$$

It worth noting that  $\mathbf{A}_\ell(\mathbf{z})$  is a stochastic matrix that depends only on the distribution of the observed variables. If the Assumptions 1 to 4 hold true, than  $\mathbf{A}_\ell(\mathbf{z})$  does not depend on  $k$ , and is equal to the  $\ell$ -th power of the conditional transition matrix  $\mathbf{P}(\mathbf{z})$ . A natural idea is then to estimate  $\mathbf{A}_\ell(\mathbf{z})$  and next define an estimator of  $\mathbf{P}(\mathbf{z})$  as the  $\ell$ -th root of  $\mathbf{A}_\ell(\mathbf{z})$ , provided that such matrix root exists and is a stochastic matrix.

Informally, by extending the identities satisfied by positive real numbers, we can expect the following relationship : for any  $\mathbf{z} \in \mathcal{Z}$ ,

$$\mathbf{P}(\mathbf{z}) = \exp \left\{ \frac{1}{\ell} \log (\mathbf{A}_\ell(\mathbf{z})) \right\}. \quad (4)$$

If such a relationship holds true, an estimator of the conditional transition matrix can be obtained by plugging into the equation an estimator of  $\mathbf{A}_\ell(\mathbf{z})$ . The definitions of the matrix functions exponential and logarithm, as well as their basic properties of existence and uniqueness, are recalled in Appendix A.1. While the model assumption guarantee (2), from which we get  $\mathbf{A}_\ell(\mathbf{z}) = \mathbf{P}^\ell(\mathbf{z})$ , the existence of a real logarithm  $\log(\mathbf{A}_\ell(\mathbf{z}))$  is not automatically granted and we therefore impose the following convenient condition. For any sets  $A, B$ ,  $d_H(A, B)$  denotes the Hausdorff distance between  $A$  and  $B$ . Moreover,  $\mathbb{R}^- = (-\infty, 0]$  and for any matrix  $\mathbf{A}$ ,  $\sigma[\mathbf{A}] \subset \mathbb{C}$  denotes its eigenvalue set (spectrum).

**Assumption 5.** *A constant  $c > 0$  exists such that, for any  $\mathbf{z} \in \mathcal{Z}$  and any eigenvalue  $\lambda(\mathbf{z})$  of  $\mathbf{P}(\mathbf{z})$ , it holds  $|\lambda(\mathbf{z})| \geq c$ . Moreover, there exists a set  $\mathcal{L} \subset [2, L]$  of positive integers such that for any  $\ell \in \mathcal{L}$ ,  $\inf_{\mathbf{z} \in \mathcal{Z}} d_H(\sigma[\mathbf{A}_\ell(\mathbf{z})], \mathbb{R}^-) \geq c$ .*

Assumption 5 imposes that the eigenvalues of the matrix  $\mathbf{A}_\ell(\mathbf{z})$  stay away from the negative real half-line, uniformly with respect to  $\mathbf{z}$ . As a consequence, there is a unique real principal logarithm of  $\mathbf{A}_\ell(\mathbf{z})$ ,  $\forall \mathbf{z}$ . Moreover,  $\log(\mathbf{A}_\ell(\mathbf{z})^{1/\ell}) = \ell^{-1} \log(\mathbf{A}_\ell(\mathbf{z}))$ ; see [16, Th. 1.31, 11.2], see also our Appendix A.1. Thus, (4) can be used as an estimating equation for  $\mathbf{P}(\mathbf{z})$ .

## 3 Estimation

Data are obtained from  $N$  independent sample paths of  $(Y_k, \tau_k)_{k \geq 1}$ , with  $Y_k = X_{T_k} \in \mathcal{S}$ ,  $\tau_k = T_k - T_{k-1} \in \mathbb{N}^*$ , and  $N$  independent realizations of the covariate vector  $\mathbf{Z} \in \mathcal{Z}$ . For



many applications, it is reasonable to consider that the independent paths are only observed at random time points in a fixed window, for example  $[1, L]$  for some positive integer  $L$ . The theoretical investigation is also made easier using this approach.

**Assumption 6.** Let  $\mathcal{Y} = (Y_k, \tau_k, \mathbf{Z}_k)_{k \geq 1}$  be a process defined as in Section 2.1 such that Assumptions 1 to 4 hold true. Let  $\mathcal{Y}_m$ ,  $m \geq 1$ , be independent copies of  $\mathcal{Y}$ . The data obtained from the  $\mathcal{Y}_m$ 's are composed of the vectors  $(Y_{m,k}, \tau_{m,k}, \mathbf{Z}_m)$ ,  $1 \leq k \leq M_m \leq L$ ,  $1 \leq m \leq N$ , where  $L \geq 1$  is a given integer.

Sample paths must have at least two data points, at  $T_0 = 0$  and another time smaller than or equal to  $L$ . The values  $M_m$  are thus random but bounded by  $L$ .

Our estimation approach is based on the identity in (4) and a version of the definition (3). More precisely, by the definition of the conditional probability, for any  $\mathbf{z}$  in the support of  $\mathbf{Z}$  we have

$$\mathbb{P}(Y_{k+1} = j, \tau_{k+1} = \ell \mid Y_k = i, \mathbf{Z} = \mathbf{z}) = \frac{\mathbb{P}(Y_{k+1} = j, \tau_{k+1} = \ell, Y_k = i \mid \mathbf{Z} = \mathbf{z}) f_{\mathbf{Z}}(\mathbf{z})}{\mathbb{P}(Y_k = i \mid \mathbf{Z} = \mathbf{z}) f_{\mathbf{Z}}(\mathbf{z})},$$

and

$$\mathbb{P}(\tau_{k+1} = \ell \mid Y_k = i, \mathbf{Z} = \mathbf{z}) = \frac{\mathbb{P}(\tau_{k+1} = \ell, Y_k = i \mid \mathbf{Z} = \mathbf{z}) f_{\mathbf{Z}}(\mathbf{z})}{\mathbb{P}(Y_k = i \mid \mathbf{Z} = \mathbf{z}) f_{\mathbf{Z}}(\mathbf{z})}.$$

Here,  $f_{\mathbf{Z}}(\mathbf{z})$  is the density with respect to the product measure of the Lebesgue measure and the counting measure, assumed to exist. Therefore, the elements of the matrix  $\hat{\mathbf{A}}_{\ell}(\mathbf{z})$  can equivalently be written as

$$(\mathbf{A}_{\ell}(\mathbf{z}))_{ij} = \frac{\mathbb{P}(Y_{k+1} = j, \tau_{k+1} = \ell, Y_k = i \mid \mathbf{Z} = \mathbf{z}) f_{\mathbf{Z}}(\mathbf{z})}{\mathbb{P}(\tau_{k+1} = \ell, Y_k = i \mid \mathbf{Z} = \mathbf{z}) f_{\mathbf{Z}}(\mathbf{z})}, \quad i, j \in \mathcal{S}, \mathbf{z} \in \mathcal{Z}. \quad (5)$$

For each  $(\mathbf{A}_{\ell}(\mathbf{z}))_{ij}$  in (5), we propose to estimate the numerator and denominator using nonparametric smoothing with kernels. Let  $\mathbf{z} = (\mathbf{z}_c, \mathbf{z}_d) \in \mathcal{Z}$  be a point in the support of  $\mathbf{Z} = (\mathbf{Z}_c, \mathbf{Z}_d)$ , where  $\mathbf{z}_c = (\mathbf{z}_{1,c}, \dots, \mathbf{z}_{p,c})$  is a point in the support of  $\mathbf{Z}_c = (\mathbf{Z}_{c,1}, \dots, \mathbf{Z}_{c,p})$  the vector of continuous components of  $\mathbf{Z}$ , and  $\mathbf{z}_d$  is a point in the support  $\mathcal{Z}_d$  of the discrete covariates  $\mathbf{Z}_d$ . Let  $K(\cdot)$  be a nonnegative univariate kernel with support  $[-1, 1]$ , and  $h$  a bandwidth. We use the following notation :

$$\mathbf{K}_h(\mathbf{Z} - \mathbf{z}) = h^{-p} K((\mathbf{Z}_{1,c} - \mathbf{z}_{1,c})/h) \times \dots \times K((\mathbf{Z}_{c,p} - \mathbf{z}_{c,p})/h) \times \mathbb{1}\{\mathbf{Z}_d = \mathbf{z}_d\},$$

where  $\mathbb{1}\{\cdot\}$  is the indicator function.

Let  $h_m$ ,  $m \geq 1$ , be a sequence of bandwidths. For any  $1 \leq \ell \leq L$  and  $\mathbf{z} \in \mathcal{Z}$ , the estimator of the element  $(i, j)$  of the matrix  $\mathbf{A}_{\ell}(\mathbf{z})$  is

$$\left(\hat{\mathbf{A}}_{\ell}(\mathbf{z})\right)_{ij} = \frac{\sum_{m=1}^N \sum_{k=1}^{M_m} \mathbb{1}\{Y_{m,k} = j, \tau_{m,k} = \ell, Y_{m,k-1} = i\} \mathbf{K}_{h_m}(\mathbf{Z}_m - \mathbf{z})}{\sum_{m=1}^N \sum_{k=1}^{M_m} \mathbb{1}\{\tau_{m,k} = \ell, Y_{m,k-1} = i\} \mathbf{K}_{h_m}(\mathbf{Z}_m - \mathbf{z})}, \quad i, j \in \mathcal{S}. \quad (6)$$

(The rule  $0/0 = 0$  applies.) The same bandwidth is used for observations from the same sample paths; however  $h_m$  can vary from one trajectory to another. Using an updated bandwidth for each new sample path is required in the case where the estimates need to be continuously updated. This case is discussed in the following.

**Remark 3.** *Our estimation approach is designed for application to very large datasets, in particular for streaming data. In applications, a few more observations can be added to each sample path, and more importantly, many other sample paths can be observed. The numerator and denominator in (6) can be easily updated in such situations, with low memory resources and computational complexity. For simplicity, we detail only the case in which the data are updated with observations from new sample paths. For each  $\ell$ , we can rewrite the estimator in (6) in the form*

$$\left(\widehat{\mathbf{A}}_\ell(\mathbf{z})\right)_{ij} = \frac{\widehat{U}_{T,N}(i, j; \mathbf{z}, \ell)}{\widehat{U}_{B,N}(i; \mathbf{z}, \ell)}, \quad i, j \in \mathcal{S}, \mathbf{z} \in \mathcal{Z},$$

where

$$\begin{aligned} \widehat{U}_{T,N}(i, j; \mathbf{z}, \ell) &= \frac{N-1}{N} \widehat{U}_{T,N-1}(i, j; \mathbf{z}, \ell) \\ &\quad + \frac{1}{N} \sum_{k=1}^{M_N} \mathbb{1}\{Y_{N,k} = j, \tau_{N,k} = \ell, Y_{N,k-1} = i\} \mathbf{K}_{h_N}(\mathbf{Z}_N - \mathbf{z}), \end{aligned} \quad (7)$$

and

$$\widehat{U}_{B,N}(i; \mathbf{z}, \ell) = \frac{N-1}{N} \widehat{U}_{B,N-1}(i; \mathbf{z}, \ell) + \frac{1}{N} \sum_{k=1}^{M_N} \mathbb{1}\{\tau_{N,k} = \ell, Y_{N,k-1} = i\} \mathbf{K}_{h_N}(\mathbf{Z}_N - \mathbf{z}). \quad (8)$$

The recursions (7) and (8) can be simply initialized with  $\widehat{U}_{T,0}(i, j; \mathbf{z}, \ell) = \widehat{U}_{B,0}(i; \mathbf{z}, \ell)$ .

Given the estimate  $\widehat{\mathbf{A}}_\ell(\mathbf{z})$ , whenever the matrix  $\log(\widehat{\mathbf{A}}_\ell(\mathbf{z}))$  satisfies the conditions of a generator matrix,

$$\widehat{\mathbf{P}}_\ell(\mathbf{z}) = \exp \left\{ \frac{1}{\ell} \log \left( \widehat{\mathbf{A}}_\ell(\mathbf{z}) \right) \right\},$$

is a stochastic matrix. See, e.g., [29, Th. 2.1.2]. The matrix  $\widehat{\mathbf{P}}_\ell(\mathbf{z})$  represents an estimator of the conditional transition matrix  $\mathbf{P}(\mathbf{z})$  given  $\mathbf{Z} = \mathbf{z}$  based on the transitions observed after exactly  $\ell$  periods of time. Recall that a *generator* or *Q-matrix* of finite dimension is a square matrix  $Q$  with entries  $q_{ij}$  characterized by the following conditions: (i)  $q_{ii} \leq 0$  for

all  $i$ ; (ii)  $q_{ij} \geq 0$  for all  $i \neq j$ ; and (iii)  $\sum_j q_{ij} = 0$  for all  $i$ . If  $\log(\hat{\mathbf{A}}_\ell(\mathbf{z}))$  exists and is not a generator matrix, we apply simple regularization to make it be such a matrix. Details are provided in Section 5.1.1. See also [18], [22].

To better exploit the information carried by the sample, we can consider several  $\ell$  values, typically those with the largest frequencies. Let  $[\underline{L}, \bar{L}] \subset [1, L]$  a range of  $\ell$  and

$$\hat{\mathbf{P}}(\mathbf{z}) = \frac{1}{\sum_{\ell=\underline{L}}^{\bar{L}} \hat{\pi}_\ell(\mathbf{z})} \sum_{\ell=\underline{L}}^{\bar{L}} \hat{\pi}_\ell(\mathbf{z}) \hat{\mathbf{P}}_\ell(\mathbf{z}),$$

be an aggregated estimator of the conditional transition matrix  $\mathbf{P}(\mathbf{z})$  given  $\mathbf{Z} = \mathbf{z}$ . Here,  $\hat{\pi}_\ell(\mathbf{z})$  is an estimator of  $\pi_\ell(\mathbf{z}) = \mathbb{P}(\tau_k = \ell \mid \mathbf{Z} = \mathbf{z}) f_{\mathbf{Z}}(\mathbf{z})$ . A simple estimator is obtained with

$$\frac{\hat{\pi}_\ell(\mathbf{z})}{\sum_{\ell=\underline{L}}^{\bar{L}} \hat{\pi}_\ell(\mathbf{z})} = \frac{\sum_{i \in \mathcal{S}} \hat{U}_{B,N}(i; \mathbf{z}, \ell)}{\sum_{i \in \mathcal{S}, \underline{L} \leq \ell \leq \bar{L}} \hat{U}_{B,N}(i; \mathbf{z}, \ell)}. \quad (9)$$

The range  $[\underline{L}, \bar{L}]$  is determined by the practitioner based on the available data and the validity of the condition in Assumption 5.

### 3.1 The generator matrix regularization

If Assumptions 1 to 5 hold true, then  $\log(\mathbf{A}_\ell(\mathbf{z}))$  is well-defined and is a generator matrix. With sufficiently many observations, it is reasonable to expect that the real logarithm of  $\hat{\mathbf{A}}_\ell(\mathbf{z})$  exists. This can be easily seen from the integral representation of the logarithm of the invertible matrices  $\mathbf{A}$  with no negative eigenvalues : with  $\mathbf{I}$  denoting the identity matrix,

$$\log(\mathbf{A}) = (\mathbf{A} - \mathbf{I}) \int_0^1 [t(\mathbf{A} - \mathbf{I}) + \mathbf{I}]^{-1} dt. \quad (10)$$

See, e.g., [16, Th. 11.1]. Assumption 5 imposes conditions on the spectrum of  $\mathbf{A}_\ell(\mathbf{z})$  making the integrand in (10) well defined and uniformly bounded if  $\mathbf{A}$  stays close to  $\mathbf{A}_\ell(\mathbf{z})$ . Since the entries of  $\hat{\mathbf{A}}_\ell(\mathbf{z})$  will be shown to uniformly concentrate around that of  $\mathbf{A}_\ell(\mathbf{z})$  with high probability tending to 1, one can expect the  $\log(\mathbf{A}_\ell(\mathbf{z}))$  to be well defined over  $\mathcal{Z}$ , at least with sufficiently large samples. This is also confirmed by our extensive simulations.

However, there is no guarantee that the logarithm of  $\hat{\mathbf{A}}_\ell(\mathbf{z})$  is a generator (or  $Q$ -)matrix. We therefore consider a regularization approach for making  $\log(\mathbf{A}_\ell(\mathbf{z}))$  a generator matrix. See also [18], [22]. More precisely, we propose the following procedure, with two options for the second step.

**Algorithm 1.** Let  $\mathbf{A}$  be a square matrix for which a real logarithm  $\mathbf{B} = \log(\mathbf{A})$  exists. Let  $B_{ij}$ , with  $1 \leq i, j \leq S$ , be the entries of  $\mathbf{B}$ , where  $S$  is the cardinal of  $\mathcal{S}$ .

(S1) [Set negative non-diagonal elements to zero] *Redefine*

$$\tilde{\mathbf{B}}_{ij} \leftarrow \max\{0, \tilde{\mathbf{B}}_{ij}\}, \quad \forall j \neq i.$$

(S2) [Diagonal adjustment] *Redefine*

$$\tilde{\mathbf{B}}_{ii} \leftarrow - \sum_{j=1, j \neq i}^S \tilde{\mathbf{B}}_{ij}.$$

(S2') [Weighted adjustment] *Redefine*

$$\tilde{\mathbf{B}}_{ij} \leftarrow \tilde{\mathbf{B}}_{ij} - \left| \tilde{\mathbf{B}}_{ij} \right| \frac{\sum_{j'=1}^S \tilde{\mathbf{B}}_{ij'}}{\sum_{j'=1}^S \left| \tilde{\mathbf{B}}_{ij'} \right|}.$$

We will show in the following that, under mild conditions, the regularization Algorithm for making the  $\log(\mathbf{A}_\ell(\mathbf{z}))$  a generator matrix does not affect negatively the convergence rate of the transition matrix estimator.

## 4 Theoretical grounds

We now study the consistency and convergence rates for the estimators proposed in Section 3. The consistency of our estimators  $\hat{\mathbf{P}}_\ell(\mathbf{z})$ , and the aggregated version  $\hat{\mathbf{P}}(\mathbf{z})$ , can be derived from the analytic properties of the matrix functions exponential and logarithm, and the asymptotic behavior of the estimators  $\hat{\mathbf{A}}_\ell(\mathbf{z})$  of the power matrix  $\mathbf{A}_\ell(\mathbf{z})$ . First, we study the uniform convergence rate of these estimators. Next, using the analytic properties of the matrix logarithm function, we derive the rate of uniform convergence for the estimator of the generator matrix  $\log(\mathbf{A}_\ell(\mathbf{z}))$ . In particular, we prove that the regularization proposed in Section 3.1 does not affect the convergence rate. Finally, we derive the uniform convergence rate for the aggregate estimator  $\hat{\mathbf{P}}(\mathbf{z})$ .

### 4.1 Uniform consistency of the power matrix estimator

It is worth noting that the following relationship holds true :

$$\hat{U}_{B,N}(i; \mathbf{z}, \ell) = \sum_{j \in \mathcal{S}} \hat{U}_{T,N}(i, j; \mathbf{z}, \ell). \quad (11)$$

Since  $\mathcal{S}$  is finite, the relationships (11) and (9) indicate that for the convergence of  $\widehat{\mathbf{P}}(\mathbf{z})$  it suffices to focus the attention on the asymptotic behavior of  $\widehat{U}_{T,N}(i, j; \mathbf{z}, \ell)$ .

Let us consider a more general recursive version of the estimator  $\widehat{U}_{T,N}(i, j; \mathbf{z}, \ell)$ , which may be useful for better handling situations with unbalanced transition frequencies. For simplicity, where there is no confusion, we omit the arguments  $i, j, \ell$ , and denote this more general version by  $\widehat{U}_N(\mathbf{z})$ , where

$$\widehat{U}_N(\mathbf{z}) = \widehat{U}_N(\mathbf{z}; i, j, \ell) = \frac{1}{\Omega_N} \sum_{m=1}^N w_{N,m} \sum_{k=1}^{M_m} \mathbb{1}\{Y_{m,k} = j, \tau_{m,k} = \ell, Y_{m,k-1} = i\} \mathbf{K}_{h_m}(\mathbf{Z}_m - \mathbf{z})$$

where  $w_{N,m} > 0$  and  $\Omega_N = \sum_{m=1}^N w_{N,m} \rightarrow \infty$ . (12)

Different choices of the weights  $w_{N,m} \Omega_N^{-1}$  lead to different types of recursive density estimators :  $w_{N,m} = 1$  leads to the estimator in (7), see also the estimators in [35], [36], whereas  $h_m \sim m^{-\alpha}$ , setting  $w_{N,m} = h_m^{p/2}$  leads to a version of the estimator in [34], while the choice  $w_{N,m} = h_m^p$  yields the estimator studied by [11].

**Assumption 7.** I) The support  $\mathcal{Z}_d$  of the discrete predictor  $\mathbf{Z}_d$  is finite, and the support  $\mathcal{Z}_c$  of the continuous predictors  $\mathbf{Z}_c$  is a bounded hyperrectangle in  $\mathbb{R}^p$ .

II) The covariate vector  $\mathbf{Z}$  admits a density  $f_{\mathbf{Z}}(\mathbf{z})$  with respect to the product measure of the Lebesgue measure and the counting measure. For any  $\mathbf{z}_d \in \mathcal{Z}_d$ , the density  $f_{\mathbf{Z}}(\mathbf{z})$  admits partial derivatives of second order with respect to  $\mathbf{z}_c$  that are uniformly continuous on  $\mathcal{Z}_c$ .

III) For any  $\mathbf{z}_d \in \mathcal{Z}_d$ ,  $\mathbb{P}(Y_k = j, \tau_k = \ell, Y_{k-1} = i \mid \mathbf{Z} = \mathbf{z})$  admits partial derivatives of second order with respect to  $\mathbf{z}_c$  that are uniformly continuous on  $\mathcal{Z}_c$ .

IV) For any  $i \in \mathcal{S}$  and  $1 \leq \ell \leq L$ ,  $\inf_{\mathbf{z} \in \mathcal{Z}} \mathbb{P}(\tau_k = \ell, Y_{k-1} = i \mid \mathbf{Z} = \mathbf{z}) f_{\mathbf{Z}}(\mathbf{z}) > 0$ .

V)  $\mathbf{K}(\cdot)$  is a product kernel obtained with a symmetric, Lipschitz continuous density  $K(\cdot)$  supported on  $[-1, 1]$ ,  $\mu_2(\mathbf{K}) = \int_{-1}^1 u^2 K(u) du$ ,  $c_{\mathbf{K}} = \int_{-1}^1 K^2(u) du$ . Moreover,  $h_m = cm^{-\alpha}$ , where  $\alpha \in (0, 1/p)$ , and  $c \in [\underline{c}, \bar{c}]$ . The weights are  $\omega_{N,m} := w_{N,m} \Omega_N^{-1}$  are given by  $w_{N,m} = m^\beta$ , with  $0 \leq \beta \leq \alpha p < 1$ .

The conditions in Assumption 7 are standard. The finite support of the discrete covariates is assumed for convenience. It could be relaxed at the expense of more complicated writings, but this does not affect the main findings below. The bandwidth condition in Assumption 7-V makes  $\widehat{U}_N(\mathbf{z})$  to depend on  $c$ , and the uniform convergence with respect to  $c$  will allow for

data-driven bandwidths with a given decrease rate  $\alpha$ . The choice of  $\omega_{M,n}$  allows the theory to include some more general recursive estimators as discussed above.

First, we study the uniform rate of convergence of the stochastic part of  $\widehat{U}_N(\mathbf{z})$ .

**Proposition 1.** *If Assumptions 6, 7-I, 7-V hold true, then*

$$\max_{1 \leq \ell \leq L} \max_{i,j \in \mathcal{S}} \sup_{c \in [\underline{c}, \bar{c}]} \sup_{\mathbf{z} \in \mathcal{Z}} \left| \widehat{U}_N(\mathbf{z}) - \mathbb{E} \left[ \widehat{U}_N(\mathbf{z}) \right] \right| = O_{\mathbb{P}} \left( N^{-(1-\alpha p)/2} \sqrt{\log N} \right).$$

**Remark 4.** *For simplicity, we consider that the sample paths are independent, which is a reasonable assumption for many applications. The uniform convergence in Proposition 1 can be obtained as soon as a suitable concentration inequality for sums of centered variables is available, particularly under suitable types of weak dependence between the sample paths. For example, a concentration inequality under  $\varphi$ -mixing dependence is used by [33] to derive strong uniform convergence of recursive estimators similar to  $\widehat{U}_N(\mathbf{z})$ . Alternatively, the short-range dependence condition is considered by [23] and their Rosenthal and Nagaev-type inequalities can be used.*

As a consequence of Proposition (1) and the identities (9), (11), we have the following uniform consistency result.

**Corollary 1.** *If the conditions of Proposition 1 and Assumption 7-IV hold true, then*

$$\max_{1 \leq \ell \leq L} \max_{i,j \in \mathcal{S}} \sup_{c \in [\underline{c}, \bar{c}]} \sup_{\mathbf{z} \in \mathcal{Z}} \left| \left( \widehat{\mathbf{A}}_{\ell}(\mathbf{z}) \right)_{ij} - \frac{\mathbb{E} \left[ \widehat{U}_{T,N}(i, j; \mathbf{z}, \ell) \right]}{\mathbb{E} \left[ \widehat{U}_{B,N}(i; \mathbf{z}, \ell) \right]} \right| = O_{\mathbb{P}} \left( N^{-(1-\alpha p)/2} \sqrt{\log N} \right).$$

Moreover,

$$\max_{1 \leq \ell \leq L} \sup_{c \in [\underline{c}, \bar{c}]} \sup_{\mathbf{z} \in \mathcal{Z}} |\widehat{\pi}_{\ell}(\mathbf{z}) - \mathbb{E} [\widehat{\pi}_{\ell}(\mathbf{z})]| = O_{\mathbb{P}} \left( N^{-(1-\alpha p)/2} \sqrt{\log N} \right).$$

with  $\widehat{\pi}_{\ell}(\mathbf{z}) = \sum_{i \in \mathcal{S}} \widehat{U}_{B,N}(i; \mathbf{z}, \ell) / f_{\mathbf{Z}}(\mathbf{z})$ .

Let  $U(\mathbf{z})$  be a short notation for  $\mathbb{P}(Y_k = j, \tau_k = \ell, Y_{k-1} = i \mid \mathbf{Z} = \mathbf{z}) f_{\mathbf{Z}}(\mathbf{z})$ . We next study the bias of  $\widehat{U}_N(\mathbf{z})$  as defined in (12). For  $\epsilon > 0$ , let  $\mathcal{Z}_{\epsilon} = \{\mathbf{z} \in \mathcal{Z} : \|\mathbf{u} - \mathbf{z}_c\| \geq \epsilon, \forall \mathbf{u} \in \mathbb{R}^p\}$ .

**Proposition 2.** *If Assumptions 6 and 7 hold true, then, for any  $\epsilon > 0$ ,*

$$\max_{1 \leq \ell \leq L} \max_{i,j \in \mathcal{S}} \sup_{c \in [\underline{c}, \bar{c}]} \sup_{\mathbf{z} \in \mathcal{Z}_{\epsilon}} \left| \mathbb{E} \left[ \widehat{U}_N(\mathbf{z}) \right] - U(\mathbf{z}) \right| = O \left( N^{-2\alpha} \right),$$

and  $\max_{1 \leq \ell \leq L} \sup_{\mathbf{z} \in \mathcal{Z}_{\epsilon}} |\mathbb{E} [\widehat{\pi}_{\ell}(\mathbf{z})] - \pi_{\ell}(\mathbf{z})| = O \left( N^{-2\alpha} \right)$ , with  $\widehat{\pi}_{\ell}(\mathbf{z})$  defined in Corollary 1.

**Remark 5.** For a simpler presentation, Proposition 2 and the results below exclude a small subset in the support of the continuous predictors to avoid bias increasing near the boundary of the support. The boundary problem can be avoided by considering univariate boundary corrections and linearly combining estimates with several different bandwidths. Another possibility is to consider boundary modified kernels. See [27] and the references therein.

Gathering the facts from above, we obtain the following result. The proof is now obvious and therefore omitted.

**Corollary 2.** If the conditions of Proposition 2 hold true, then for any  $\epsilon > 0$  and any matrix norm  $\|\cdot\|$ ,

$$\max_{1 \leq \ell \leq L} \sup_{c \in [\underline{c}, \bar{c}]} \sup_{\mathbf{z} \in \mathcal{Z}_\epsilon} \left\| \hat{\mathbf{A}}_\ell(\mathbf{z}) - \mathbf{A}_\ell(\mathbf{z}) \right\| = O_{\mathbb{P}} \left( N^{-2\alpha} + N^{-(1-\alpha p)/2} \sqrt{\log N} \right).$$

The optimal exponent for the bandwidth is  $\alpha = 1/(p+4)$ , which gives the rate of uniform convergence  $O_{\mathbb{P}} \left( N^{-2/(p+4)} \sqrt{\log N} \right)$  for the transition matrices  $\mathbf{A}_\ell$ . The same rate of uniform convergence holds true for  $\hat{\pi}_\ell$  defined in Corollary 1.

**Remark 6.** Concerning the pointwise quadratic risk of the kernel estimator  $\hat{U}_N(\mathbf{z})$ , by the proof of Proposition 2, if  $h_m = cm^{-\alpha}$  with  $\alpha = 1/(p+4)$ , we get

$$\mathbb{E}[\hat{U}_N(\mathbf{z})] - G(\mathbf{z}) = c^2 \frac{N^{-2\alpha}(1+\beta)}{2(1+\beta-2\alpha)} \mu_2(\mathbf{K}) \text{Trace}(\mathcal{H}_G(\mathbf{z})) \{1 + o(1)\},$$

where  $\mathcal{H}_G(\mathbf{z})$  is the Hessian of  $G(\mathbf{z}) = \mathbb{P}(Y_k = j, \tau_k = \ell, Y_{k-1} = i \mid \mathbf{Z} = \mathbf{z}) f_{\mathbf{Z}}(\mathbf{z})$  with respect to the continuous components of  $\mathbf{Z}$ . On the other hand, from the proof of Proposition 1, the pointwise variance of  $\hat{U}_N(\mathbf{z})$  is

$$\text{Var}[\hat{U}_N(\mathbf{z})] \leq \frac{L \|G\|_\infty c_{\mathbf{K}}^p}{N^{1-\alpha p}} \frac{G(\mathbf{z})}{c^p} \frac{(1+\beta)^2}{1+\alpha p+2\beta} \{1 + o(1)\},$$

where  $\|\cdot\|_\infty$  denotes the uniform norm. The optimal constant  $c$  for the bandwidth  $\mathfrak{h}(i)$  is obtained by minimizing the leading terms in the squared bias plus the variance, i.e., with  $p = d_c + 1$  and  $\alpha = 1/(p+4)$ ,

$$c_{\text{opt}}(\beta; \alpha, \mathbf{z}) = \left[ \frac{p(1+\beta-2\alpha)^2 L c_{\mathbf{K}}^p G(\mathbf{z})}{(1+\alpha p+2\beta) \{\mu_2(\mathbf{K}) \text{Trace}(\mathcal{H}_G(\mathbf{z}))\}^2} \right]^\alpha.$$

Thus, the optimal bandwidth for the estimator  $\widehat{U}_N(\mathbf{z})$  is equal to the optimal bandwidth for the non-recursive kernel estimator of  $G(\mathbf{z})$  multiplied by

$$c_r(\beta) = \left[ \frac{\beta p + p + 2}{2(p + 4)} \right]^{1/(p+4)} < 1.$$

See [21] for the case  $\beta = 0$ . A constant  $c_r(\beta) < 1$  is not surprising as a larger bandwidth in the early recursions results in a large bias, which cannot be compensated for by the reduction in the variance.

Hence, the bandwidth rule for  $\widehat{U}_N(\mathbf{z})$  can be derived from common rules.

## 4.2 Uniform consistency of the transition matrix estimator

In the following results,  $\widehat{\mathbf{A}}_\ell(\mathbf{z})$  is defined as in (6) with  $h_m = cm^{-\alpha}$  and let  $\widehat{\mathbf{B}}_\ell(\mathbf{z})$  be the regularized version of  $\log(\widehat{\mathbf{A}}_\ell(\mathbf{z}))$ , whenever such a real logarithm of  $\widehat{\mathbf{A}}_\ell(\mathbf{z})$  exists.

**Proposition 3.** *The Assumptions 5 to 7 hold true, and  $\alpha = 1/(p + 4)$ . Then, for any  $\epsilon > 0$ , and any matrix norm  $\|\cdot\|$ ,*

$$\max_{1 \leq \ell \leq L} \sup_{c \in [\underline{c}, \bar{c}]} \sup_{\mathbf{z} \in \mathcal{Z}_\epsilon} \left\| (1/\ell) \widehat{\mathbf{B}}_\ell(\mathbf{z}) - \log(\mathbf{P}(\mathbf{z})) \right\| = O_{\mathbb{P}} \left( N^{-2/(p+4)} \sqrt{\log N} \right).$$

We now have all the elements to derive the uniform consistency of the conditional transition matrix  $\mathbf{P}(\mathbf{z})$ . Let  $\underline{L}, \bar{L} \in [1, L]$  be given integers such that  $\underline{L} < \bar{L}$ .

$$\widehat{\mathbf{P}}(\mathbf{z}) = \frac{1}{\sum_{\ell=\underline{L}}^{\bar{L}} \widehat{\pi}_\ell(\mathbf{z})} \sum_{\ell=\underline{L}}^{\bar{L}} \widehat{\pi}_\ell(\mathbf{z}) \exp \left( (1/\ell) \widehat{\mathbf{B}}_\ell(\mathbf{z}) \right),$$

with  $\widehat{\pi}_\ell(\mathbf{z})$  defined in (9).

**Corollary 3.** *If the conditions of Proposition 3 hold true, then for any  $\epsilon > 0$ , and any matrix norm  $\|\cdot\|$ ,*

$$\sup_{c \in [\underline{c}, \bar{c}]} \sup_{\mathbf{z} \in \mathcal{Z}_\epsilon} \left\| \widehat{\mathbf{P}}(\mathbf{z}) - \mathbf{P}(\mathbf{z}) \right\| = O_{\mathbb{P}} \left( N^{-2/(p+4)} \sqrt{\log N} \right).$$

**Remark 7.** *It is easy to see that all the consistency results given in this section remain valid with  $\widehat{U}_N(\mathbf{z})$  defined as in (12) when the same bandwidth  $h_N \sim N^{-\alpha}$  for all observations, instead of a sequence  $h_m \sim m^{-\alpha}$ . In other words, our approach can be applied to a batch without recursions, can be used to update estimates when a new batch is available, or can be implemented in a fully recursive manner. Theoretical guarantees can be derived for each of these types of implementations. For simplicity, we only consider the case in which the estimates of  $\widehat{\mathbf{A}}_\ell(\mathbf{z})$  are updated after each sample path.*



## 5 Empirical analysis

In this section, we present the results of our simulation experiments. Our goal is to estimate the (conditional) transition matrix  $\mathbf{P}$  (resp.  $\mathbf{P}(\mathbf{z})$ ) associated with a finite Markov chain  $(X_t)_{t \geq 1}$  (resp.  $(X_t, \mathbf{Z})_{t \geq 1}$ ) from the realizations of the process  $(Y_k, \tau_k)_{k \geq 1}$  (resp.  $(Y_k, \tau_k, \mathbf{Z})_{k \geq 1}$ ), as described in Section 2.1.

### 5.1 Simulation design

The simulations were performed for two state spaces, one with three states and the other with five states. The transition matrix of the process  $X$  according to the definition of  $\mathcal{S}$  is

$$\mathbf{P} = 10^{-2} \begin{bmatrix} 94.0007 & 3.4412 & 2.5581 \\ 3.8810 & 92.5639 & 3.5551 \\ 0.3831 & 2.5038 & 97.1131 \end{bmatrix}, \quad (13)$$

and

$$\mathbf{P} = 10^{-2} \begin{bmatrix} 91.4828 & 1.7832 & 1.5797 & 3.9951 & 1.1592 \\ 0.4332 & 94.0624 & 3.5217 & 0.1473 & 1.8354 \\ 0.8712 & 1.7389 & 93.1986 & 1.1289 & 3.0624 \\ 0.3389 & 3.0794 & 2.7967 & 90.3348 & 3.4502 \\ 0.3325 & 3.7597 & 4.3798 & 2.8478 & 88.6802 \end{bmatrix}. \quad (14)$$

respectively. These matrices, as many others that we considered in simulations for which the results are not reported here, are generated randomly (details are given in the Supplementary Material). They admit a unique generator, as they are inverses of  $M$ -matrices and their diagonals are larger than  $1/2$ . See Appendix A.2 for details and references on the existence and uniqueness of the generator matrices.

To incorporate the effect of covariates into the transition probabilities, we consider the following expression for the elements of the conditional transition matrix given  $\mathbf{Z} = \mathbf{z}$ ,

$$(\mathbf{P}(\mathbf{z}))_{ij} = \frac{\exp \{p_{ij} \psi(\mathbf{z})\}}{\sum_{v=1}^{|\mathcal{S}|} \exp \{p_{iv} \psi(\mathbf{z})\}}, \quad \forall i, j \in \mathcal{S}, \quad \mathbf{z} \in \mathcal{Z}, \quad (15)$$

where  $p_{ij}$  are the elements of matrix  $\mathbf{P}$  and  $\psi(\mathbf{z})$  is a function of the covariates. It is worth noting that, in general, the existence of the  $\ell$ -th roots and their stochasticity cannot be ensured for all  $\mathbf{z} \in \mathcal{Z}$ , and some regularizing steps are sometimes required. The covariate vector  $\mathbf{Z}$  has two components that are drawn independently. One continuous variable, named  $\mathbf{Z}_c$ , such that  $\mathbf{Z}_c - 1$  has a Beta distribution  $\mathcal{B}(a, b)$  with parameters  $a = b = 2$ . One discrete variable,  $\mathbf{Z}_d$  is a Bernoulli variable with parameter 0.7. Finally, we consider  $\psi(\mathbf{Z}_c, \mathbf{Z}_d) = 3\mathbf{Z}_c(1.2\mathbf{Z}_d + 0.8(1 - \mathbf{Z}_d))$  in our results.

To generate  $N$  independent trajectories, for each  $1 \leq m \leq N$ , we draw the initial value  $Y_{m,1}$  from a discrete uniform distribution over  $\mathcal{S}$  and the vector of covariates  $\mathbf{Z}_m$ . Next, given  $Y_{m,k}$ ,  $k \geq 1$ , the number  $\tau_{m,k+1}$  of units of time before the next observation of the sample path is drawn from a Poisson distribution with parameter  $\lambda$ , to which we add 1. We let the parameter  $\lambda$  of the Poisson distribution depend on the position  $Y_{m,k}$ . It is set to 10 if  $Y_{m,k} \in \{1, 2\}$  and to 15 if  $Y_{m,k} \in \{3, \dots, S\}$ . Finally, given  $\mathbf{Z}_m = \mathbf{z}$ ,  $\tau_{m,k} = \ell$  and  $Y_{m,k} = i$ , we draw  $Y_{m,k+1}$  from a multinomial distribution with the vector of parameters equal to the  $i$ -th row of the matrix  $\mathbf{P}^\ell(\mathbf{z})$ . The steps are repeated  $M_m$  times, where  $M_m$  is the smallest integer such that  $\sum_{k=1}^{M_m} \tau_{m,k} \geq L$ . We set  $L \in \{20, 40, 60\}$  allowing a longer trajectory as  $L$  increases. In the case without covariates, depending on the number of states, the matrix  $\mathbf{P}$  in (13) or (14) is used instead to generate the sample paths of  $X$ .

### 5.1.1 Implementation aspects

The estimator of the conditional transition matrix  $\mathbf{P}(\mathbf{z})$  is computed as presented in Section 3. The principal logarithms of the stochastic matrices  $\hat{\mathbf{A}}_\ell(\mathbf{z})$  as defined in (6) are computed using the function `logm` from the R package `expm`, see [24]. The `logm` proposes two methods, "Higham08" and "Eigen". As indicated in [24], the method "Higham08" based on the inverse scaling and squaring method with Schur decomposition, and is designed for non-diagonalizable matrices, see [16, Algorithm 11.9]. The method "Eigen" which tries to diagonalize the matrix for which the logarithm has to be computed. Nevertheless, the `logm` function may fail to provide results with both methods, and this occurs with small samples. Without any regularization on the  $\hat{\mathbf{A}}_\ell(\mathbf{z})$  such that the `logm` function can deliver a result, our approach requires as many as tens of thousands of sample paths of lengths as described below. The details are provided in the Supplementary Material. Keeping in mind applications where the number of sample paths is very large, we focus on the next problem, that is, when the result of the `logm` function is not a generator matrix. In such cases, regularization via weighted adjustments, as presented in Algorithm 1, is applied. Details on how often regularization is required are provided in the Supplementary Material. The same steps for computing the estimator of the transition matrix are used in the case without covariates (unconditional), where the target is the matrix  $\mathbf{P}$  in (13) or (14). In this case, the estimator  $\hat{\mathbf{P}}$  is computed using formulae (6), (7), (8), and (9) after removing the kernel factors.

For kernel smoothing, we consider a standard Gaussian density, which in practice can be considered to have a compact support. As we choose a Gaussian kernel and  $p = 1$ , we make the simple choice of  $h_m = C\hat{\sigma}_{Z_c}m^{-1/5}$  where  $\hat{\sigma}_{Z_c}$  is an estimator of the standard deviation of the continuous predictor and  $C$  is a constant that we let depend on the number of states  $S$ . The method is evaluated on a grid of 4 points by considering the median value  $\mathbf{z}_c = 1.5$  and  $\mathbf{z}_c = 1.7$  from the support of the distribution for the continuous variable, and the support of the discrete variable. The values for  $\underline{L}$  and  $\bar{L}$  are 6 and 20, respectively. To evaluate the

performance of the estimator, we calculate the error matrix  $\mathbf{U}(\mathbf{z}) = \hat{\mathbf{P}}(\mathbf{z}) - \mathbf{P}(\mathbf{z})$  and use its spectral norm, denoted  $\|\cdot\|_2$ . In the unconditional case (without covariates) the error matrix is  $\mathbf{U} = \hat{\mathbf{P}} - \mathbf{P}$ . We consider sample sizes  $N \in \{5000, 10000, 20000, 40000\}$  and each experiment is replicated 500 times. Sample sizes are expressed in terms of individuals in the sample, which can be associated with one or more returns.

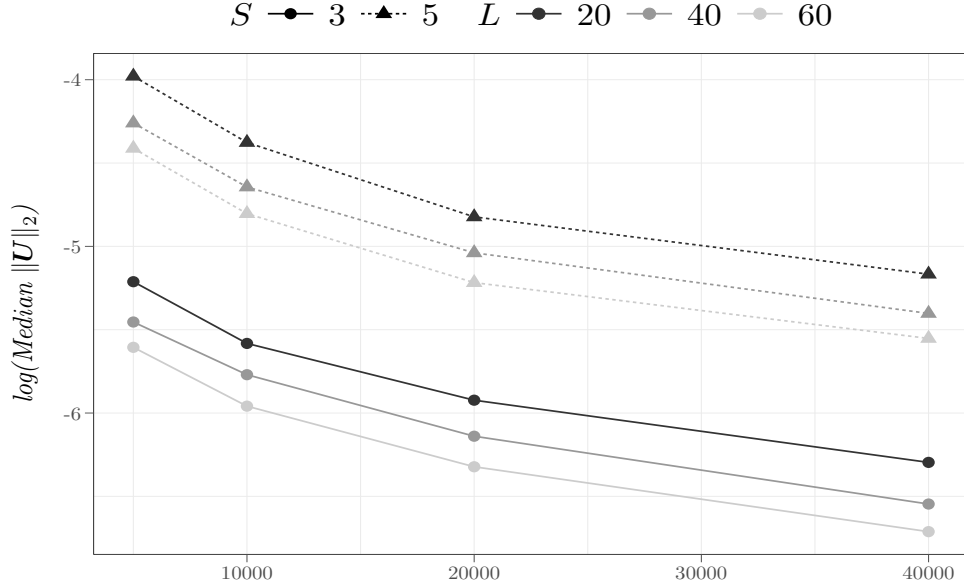
### 5.1.2 Simulation results

Figure 1 shows the spectral norm of the error matrix  $\mathbf{U}$  on a logarithmic scale when the data are generated with  $S \in \{3, 5\}$  and  $L \in \{20, 40, 60\}$  without covariates. As expected, the performance improves with the sample size in terms of the number of points on the trajectory (set by  $L$ ) and the number of trajectories in the sample (set by  $N$ ). The latter has a more prominent effect. Conversely, the performance deteriorates with the number of states in the model, as the complexity increases. With three states, estimating the transition probabilities involves determining six free parameters, considering that the rows should sum to 1. Similarly, 20 free parameters must be estimated for a chain with five states. The effect of letting the distribution of the variable  $\tau_{m,k+1}$  depend on  $Y_{m,k}$  can be seen in the variance of the error for the estimation of the transitions from the states  $\{3, \dots, S\}$ , which are then larger than those for the estimation of the transition from the states  $\{1, 2\}$ . This pattern, which we notice in the results that are not reported, can be explained by the fact that being in the states  $\{3, \dots, S\}$  implies longer expected return times and thus fewer observed transitions.

Figure 2 displays similar results for  $\mathbf{U}(\mathbf{z})$  in the model with covariates. The lines represent different combinations of covariates. The performance depends on the values of  $\mathbf{z}_c$  and  $\mathbf{z}_d$ . For the discrete variable, the choice of parameters for the Bernoulli random variable is 0.7, there are far fewer data points available for  $\mathbf{z}_d = 0$ , and the accuracy is lower in this case. Additionally, the increase in performance with higher values of the continuous covariate is likely a consequence of the setup (15), which makes the diagonal of the true matrix more dominant with  $\mathbf{z}_c = 1.7$ , and our method performs better in such situations. Nevertheless, the convergence of the estimator becomes slow for large state spaces and  $\mathbf{z}_d$  values at zero.

Figure 3 provides details of the spread of the spectral norm of the error matrix for different setups. The nonparametric approach for locally smoothing the effect of covariates appears appropriate, as the reduction in performance compared to the model without covariates, is marginal compared to the advantages gained in interpretation and flexibility. However, in practice, it is recommended to ensure that the transition matrix has a dominant diagonal. It is clear that the convergence rate is not uniform across the evaluation points. Better performances and rates are expected for more diagonally dominant transition matrices. Nonetheless, the number of states is the main reason for the performance decay. The Supplementary Material presents the results of the loss of performance with a state space of nine elements.

Figure 1: The median (on the log-scale) of the spectral norm of the error matrix  $\mathbf{U}$  for the transition matrix without covariates per sample sizes over 500 replications.

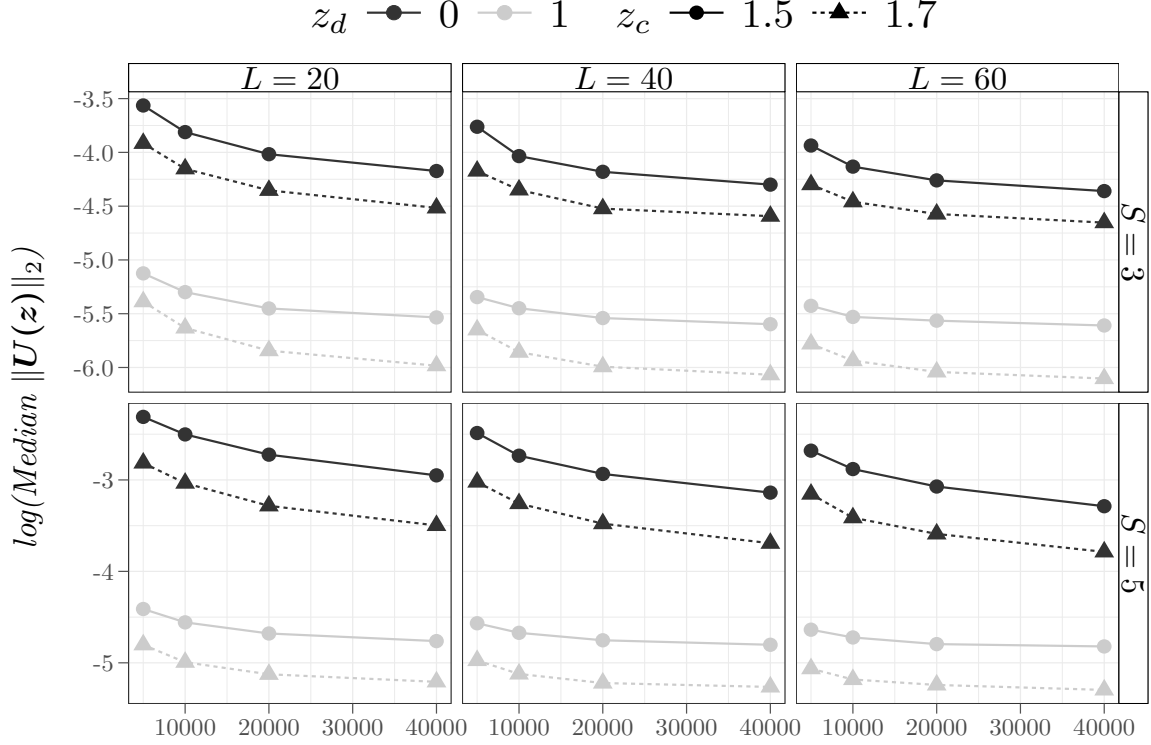


## 6 Conclusions

We introduced a novel approach for modeling the conditional transition matrices of a discrete-time Markov chain with a finite state space. The main challenge is of a statistical nature. The data contain a large number of independent sample paths, but they are observed at random times, as few as two times. Using a set of assumptions that seem reasonable for applications in the circulation, of humans, animals, or goods, we propose a nonparametric approach for the estimation of a conditional transition matrix given the predictors. The predictors are constant over time and characterize a sample path, which is our statistical unit. The main idea is that the conditional transition matrix of interest is the  $\ell$ -root of conditional transition matrix after  $\ell$  periods of time, which can be easily computed from the data, either in batch or recursively. The effect of the predictors is considered using kernel smoothing. Thus, taking the exponential of  $\ell^{-1}$  times the logarithm of the conditional transition matrices after  $\ell$  periods, estimated from the data, is expected to yield an estimate of the conditional transition matrix of interest. Some regularization methods are necessary to make this simple idea implementable, and here, we propose to do it simply on the logarithms of the estimated transitions.

The rates of uniform convergence of our matrix estimators are derived. The optimal rate for the bandwidth in kernel smoothing is calculated and related to the standard (batch)

Figure 2: The median (on the log-scale) of the spectral norm of the error matrix  $U(z)$  for the transition matrix with covariates per sample sizes over 500 replications.

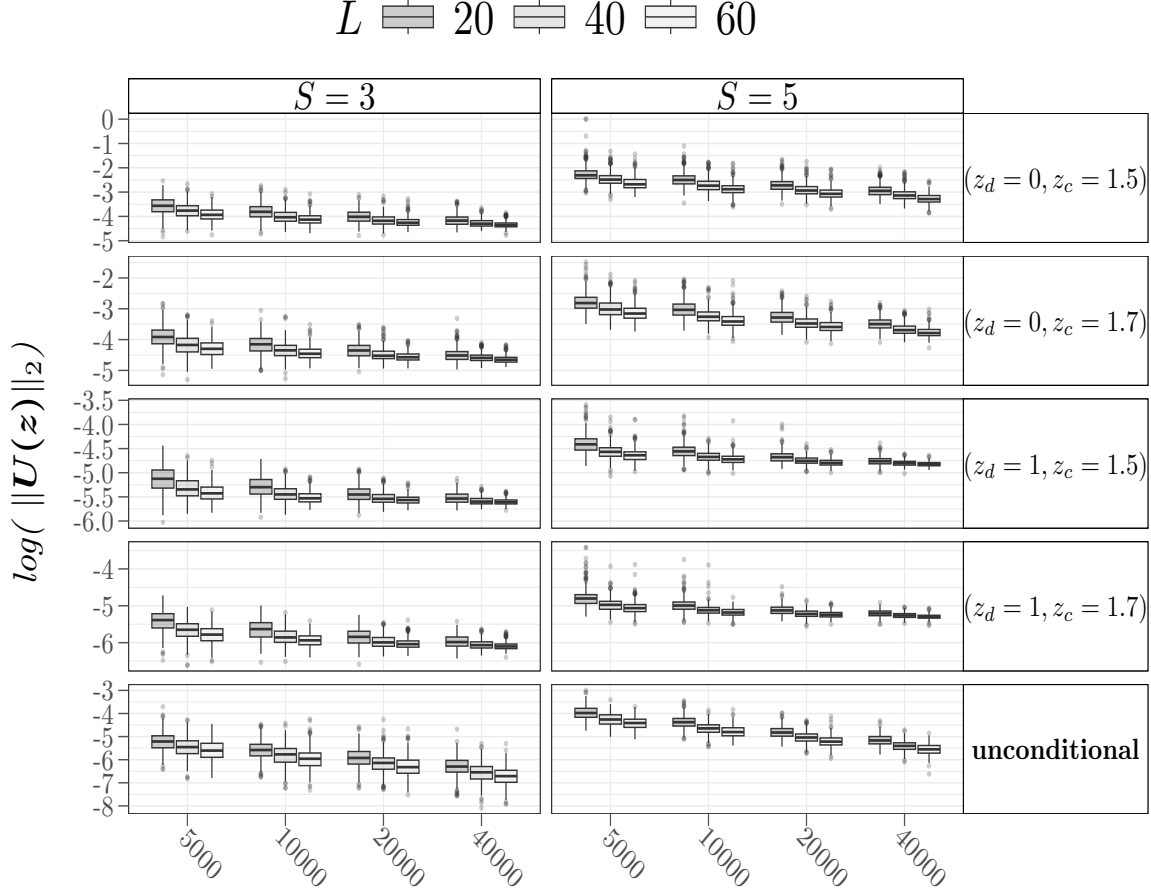


optimal kernel regression bandwidth, when our estimates are calculated recursively. Simulation experiments revealed that the conditional transition matrix of the Markov chain can be estimated accurately and with little computing resources using existing R software, even if the number of sample paths is large.

## A Appendix

In this appendix, we recall some theoretical facts for finite-dimensional Markov transition matrices and provide proofs for the statements in Section 4. In Section A.1, the definitions and basic properties of exponential and logarithmic functions on matrices are presented. Some properties of the embeddable Markov matrices are recalled in Section A.2. In Sections A.3 and A.4 we provide proofs.

Figure 3: Boxplots of the spectral norm (on the log-scale) of the error matrix  $\mathbf{U}(\mathbf{z})$  for 500 replications over different sample sizes. From left to right, the panels display different sizes of the state space. Top panels are for the case with covariates at different points of evaluation, and the last for the model without.



## A.1 Exponential and logarithm of matrices

On the real line, the exponential can be defined by the limit of a series. This definition by series expansion can be easily extended to matrices. More precisely, for any square (finite-dimensional) matrix  $\mathbf{Q}$ , the exponential of  $\mathbf{Q}$  is defined as

$$\exp(\mathbf{Q}) = \sum_{k=0}^{\infty} \frac{\mathbf{Q}^k}{k!},$$

with  $\mathbf{Q}^0 = \mathbf{I}$  and  $\mathbf{I}$  the identity matrix. The convergence of the series can be understood as component-wise or using any matrix norm, and holds for any  $\mathbf{Q}$ . If  $\mathbf{Q}_1$  and  $\mathbf{Q}_2$  commute, then  $\exp(\mathbf{Q}_1 + \mathbf{Q}_2) = \exp(\mathbf{Q}_1)\exp(\mathbf{Q}_2)$ . In particular,  $(\exp(\mathbf{Q}/\ell))^\ell = \exp(\mathbf{Q})$ , for all  $\ell \geq 1$ . Moreover, if  $\mathbf{P} = \exp(\mathbf{Q})$ , then for all  $\ell \geq 1$ ,

$$\mathbf{P}^\ell = \exp(\ell\mathbf{Q}).$$

Contrary to the exponential function of real numbers, the matrix exponential is not injective. This means that it can happen that  $\exp(\mathbf{Q}_1) = \exp(\mathbf{Q}_2)$  even if  $\mathbf{Q}_1 \neq \mathbf{Q}_2$ .

The definition of the logarithm of a matrix is subtle. First, let us recall the idea of defining the matrix function by the limit of a series. Whenever  $\mathbf{A} = \mathbf{I} + \mathbf{B}$  with  $\rho(\mathbf{B}) < 1$ , the logarithm of  $\mathbf{A}$  can be defined through the following series

$$\log(\mathbf{A}) = \log(\mathbf{I} + \mathbf{B}) = \mathbf{B} - \frac{\mathbf{B}^2}{2} + \frac{\mathbf{B}^3}{3} - \frac{\mathbf{B}^4}{4} + \cdots, \quad (16)$$

where  $\rho(\mathbf{B})$  is the spectral radius (the largest eigenvalue in absolute value) of  $\mathbf{B}$ .

The radius of convergence for the logarithm series is equal to 1, and it is easy to understand the impossibility of using the series expansion to define the logarithm of general matrices. To introduce the definition in full generality, let us recall that for  $\mathbf{A}$  a  $K \times K$ -matrix with eigenvalues  $\lambda_1, \dots, \lambda_L \in \mathbb{C}$ ,  $L \leq K$ , there exists a nonsingular matrix  $\mathbf{V}$  such that

$$\mathbf{A} = \mathbf{V}\mathbf{D}\mathbf{V}^{-1} \text{ where } \mathbf{D} = \begin{pmatrix} \mathbf{D}_1 & \cdots & 0 \\ \vdots & \ddots & \vdots \\ 0 & \cdots & \mathbf{D}_L \end{pmatrix} \text{ with } \mathbf{D}_l = \begin{pmatrix} \lambda_l & 1 & 0 & \cdots & 0 \\ 0 & \lambda_l & 1 & \cdots & 0 \\ \vdots & \ddots & \ddots & \ddots & \vdots \\ 0 & 0 & \cdots & \lambda_l & 1 \\ 0 & 0 & \cdots & \cdots & \lambda_l \end{pmatrix},$$

and  $\mathbf{D}_l$  is an  $(r_l \times r_l)$ -matrix and  $\sum_{1 \leq l \leq L} r_l = K$ . This decomposition of  $\mathbf{A}$  is known as the *Jordan canonical form*. The Jordan matrix  $\mathbf{D}$  is unique up to the ordering of blocks  $\mathbf{D}_l$ , but the transforming matrix  $\mathbf{V}$  is not unique. However, the definition yields an  $f(\mathbf{A})$  that can be shown to be independent of the particular Jordan canonical form used. See [16, Section 1.2]. Assuming the required regularity for a function  $f$ , the matrix  $f(\mathbf{A})$  is defined as

$$f(\mathbf{A}) = \mathbf{V}f(\mathbf{D})\mathbf{V}^{-1} \text{ where } f(\mathbf{D}) = \begin{pmatrix} f(\mathbf{D}_1) & \cdots & 0 \\ \vdots & \ddots & \vdots \\ 0 & \cdots & f(\mathbf{D}_L) \end{pmatrix},$$

with

$$f(\mathbf{D}_l) = \begin{pmatrix} f(\lambda_l) & f'(\lambda_l) & f''(\lambda_l)/2! & \cdots & f^{(r_l-1)}(\lambda_l)/(r_l-1)! \\ 0 & \lambda_l & f'(\lambda_l) & \cdots & f^{(r_l-2)}(\lambda_l)/(r_l-2)! \\ \vdots & \ddots & \ddots & \vdots & \vdots \\ 0 & 0 & \cdots & \lambda_l & f'(\lambda_l) \\ 0 & 0 & \cdots & \cdots & f(\lambda_l) \end{pmatrix}.$$

The eigenvalues of  $\mathbf{A}$  can be complex numbers and thus the logarithm of a matrix is not uniquely defined. Indeed, a complex number is written  $z = |z|e^{i\theta}$  where  $\theta$  is the argument of  $z$  (also denoted  $\arg(z)$ ). Since  $e^{i\theta} = e^{i(\theta+2k\pi)}$ , for any integer  $k$ , the argument of a complex number is not uniquely defined. The logarithm of  $z \neq 0$  is then defined as  $\log(z) = \log(|z|) + i\arg(z)$ . A branch of  $\log(z)$  is defined by fixing the range of the imaginary part  $\arg(z)$ , typically  $(-\pi, \pi]$ . The *principal logarithm* (or principal branch of the logarithm) is the logarithm whose imaginary part lies in the interval  $(-\pi, \pi]$ . Moreover, the derivatives of the logarithm are not defined at the origin; therefore the logarithm of matrices with zero eigenvalues cannot be defined.

As pointed out by [16, Section 1.4], one of the main uses of matrix functions is to solve nonlinear matrix equations, such as  $g(\mathbf{X}) = \mathbf{A}$ , in particular the equation with  $g(\cdot)$  the exponential. Any solution of the nonlinear equation  $\exp(\mathbf{X}) = \mathbf{A}$  is called a logarithm of  $\mathbf{A}$ . However, for certain matrices  $\mathbf{A}$ , some of the solutions of  $\exp(\mathbf{X}) = \mathbf{A}$  cannot be produced by the definitions of  $f(\mathbf{A})$  above, with  $f(t) = \log(t)$ . These solutions  $\mathbf{X}$  are called *nonprimary matrix functions*, whereas those obtained by the definition of  $f(\mathbf{A})$  are called *primary matrix functions*.

The following properties are stated in [16, Theorems 1.23, 1.31 and 11.2].

- Existence of real logarithm:
  1. The nonsingular real matrix  $\mathbf{A}$  has a real logarithm if and only if  $\mathbf{A}$  has an even number of Jordan blocks of each size for every negative eigenvalue.
  2. If  $\mathbf{A}$  has negative eigenvalues then no primary logarithm is real.
- If the real matrix  $\mathbf{A}$  has no eigenvalues in  $(-\infty, 0]$ , there exists a unique logarithm of  $\mathbf{A}$  which is real. This matrix, is then the principal logarithm of  $\mathbf{A}$ . In particular, if  $\rho(\mathbf{A}) < 1$ , then the Mercator series in (16) is the principal logarithm of  $\mathbf{A}$ .
- If the real matrix  $\mathbf{A}$  has no eigenvalues in  $(-\infty, 0]$ , then for any  $\alpha \in [-1, 1]$  we have  $\log(\mathbf{A}^\alpha) = \alpha \log(\mathbf{A})$ .



## A.2 Facts on the embeddable Markov matrices

Let us first recall the definition of a well-known class of embeddable transition matrices. A square matrix  $\mathbf{A}$  is a nonsingular  $M$ -matrix if  $\mathbf{A} = s\mathbf{I} - \mathbf{B}$  with  $\mathbf{B}$  a matrix with nonnegative elements and  $s > \rho(\mathbf{B})$ . See, e.g., [17], [30]. It is a standard property that the inverse of a nonsingular  $M$ -matrix has nonnegative entries. Moreover, the following property holds : if the stochastic matrix  $\mathbf{P}$  is the inverse of an  $M$ -matrix then  $\mathbf{P}^{1/\ell}$  exists and is stochastic for all  $\ell$ . See, e.g., [17, Th. 3.6]

In the second part of this section, we recall the conditions for the uniqueness of the generator of embeddable matrices. Recall that a Markov chain with transition matrix  $\mathbf{P}$  is *embeddable* (or the transition matrix  $\mathbf{P}$  is embeddable) if and only if there exists a matrix  $\mathbf{G}$  with nonnegative off-diagonal entries whose row sums all vanish, such that  $\mathbf{P} = \exp(\mathbf{G})$ . The matrix  $\mathbf{G}$  is usually called a *generator* matrix, and alternative terminologies are intensity or rate matrix, skeleton, or  $Q$ -matrix. An embeddable matrix does not necessarily possess a unique generator. This identifiability problem is related to the uniqueness of the real logarithm of a matrix. Some sufficient conditions for the uniqueness are:

1. If  $\mathbf{P}$  has distinct, real, and positive eigenvalues then the only real logarithm, and hence the only candidate generator, is the principal logarithm. See [16, Section 2.3].
2. If  $\mathbf{P}$  admits a generator matrix, it is unique if and only if all the eigenvalues of  $\mathbf{P}$  are positive, real and, no Jordan block of  $\mathbf{P}$  belonging to any eigenvalue appears more than once. See [7, Theorem 2].
3. Let  $\mathbf{P}$  be an embeddable Markov matrix. Then if any of the conditions

$$(a) \quad \min_i \mathbf{P}_{ii} > \frac{1}{2}; \quad (b) \quad \left[ \min_i \mathbf{P}_{ii} \right] \det(\mathbf{P}) > \exp(-\pi) \prod_i \mathbf{P}_{ii},$$

holds true, the generator of  $\mathbf{P}$  is unique. See [8, 9].

## A.3 Proof of the Markov property for $(Y_k)_{k \geq 1}$

Below, the symbol  $\lesssim$  means the left side is bounded above by a constant times the right side. Moreover,  $a \gtrsim b$  means  $b \lesssim a$ , and  $a \sim b$  means  $a \lesssim b$  and  $b \lesssim a$ .  $\overline{C}$ ,  $\mathfrak{C}$ ,  $\mathfrak{c}$ ,  $\mathfrak{c}'$  are constants, possibly different from line to line, but not depending on  $N$ ,  $\mathbf{z}$  or  $c$  (the bandwidth factor).

*Proof of the Markov property for  $(Y_k)_{k \geq 1}$ .* Indeed, for any  $k \geq 1$  we have

$$\begin{aligned}
& \mathbb{P}(Y_{k+1} = j \mid Y_k = i, Y_{k-1}, \dots, Y_1, \mathbf{Z} = \mathbf{z}) \\
&= \sum_{\ell \geq 1} \mathbb{P}(Y_{k+1} = j, \tau_{k+1} = \ell \mid Y_k = i, Y_{k-1}, \dots, Y_1, \mathbf{Z} = \mathbf{z}) \\
&= \sum_{\ell \geq 1} \sum_{\ell_k, \dots, \ell_1 \geq 1} \mathbb{P}(Y_{k+1} = j, \tau_{k+1} = \ell \mid Y_k = i, Y_{k-1}, \dots, Y_1, \tau_k = \ell_k, \dots, \tau_1 = \ell_1, \mathbf{Z} = \mathbf{z}) \\
&\quad \times \mathbb{P}(\tau_k = \ell_k, \dots, \tau_1 = \ell_1 \mid Y_{k-1}, \dots, Y_1, \mathbf{Z} = \mathbf{z}) \\
&= \sum_{\ell \geq 1} \mathbb{P}(Y_{k+1} = j, \tau_{k+1} = \ell \mid Y_k = i, \mathbf{Z} = \mathbf{z}) \\
&\quad \times \sum_{\ell_k, \dots, \ell_1 \geq 1} \mathbb{P}(\tau_k = \ell_k, \dots, \tau_1 = \ell_1 \mid Y_{k-1}, \dots, Y_1, \mathbf{Z} = \mathbf{z}) \\
&= \sum_{\ell \geq 1} \mathbb{P}(Y_{k+1} = j, \tau_{k+1} = \ell \mid Y_k = i, \mathbf{Z} = \mathbf{z}) \\
&= \mathbb{P}(Y_{k+1} = j \mid Y_k = i, \mathbf{Z} = \mathbf{z}).
\end{aligned}$$

□

*Proof of identity (1).* For any  $i, j \in \mathcal{S}$ ,  $\ell \geq 1$  and  $\mathbf{z} \in \mathcal{Z}$ , we can write

$$\begin{aligned}
& \mathbb{P}(Y_{k+1} = j \mid Y_k = i, \tau_{k+1} = \ell, \mathbf{Z} = \mathbf{z}) \\
&= \sum_{t \geq 1} \mathbb{P}(Y_{k+1} = j \mid Y_k = i, \tau_{k+1} = \ell, T_k = t, \mathbf{Z} = \mathbf{z}) \\
&\quad \times \mathbb{P}(T_k = t \mid Y_k = i, \tau_{k+1} = \ell, \mathbf{Z} = \mathbf{z}) \\
&= \sum_{t \geq 1} \mathbb{P}(X_{T_k + \ell} = j \mid X_{T_k} = i, T_{k+1} = t + \ell, T_k = t, \mathbf{Z} = \mathbf{z}) \\
&\quad \times \mathbb{P}(T_k = t \mid Y_k = i, \tau_{k+1} = \ell, \mathbf{Z} = \mathbf{z}) \\
&= (\mathbf{P}^\ell(\mathbf{z}))_{ij} \times \sum_{t \geq 1} \mathbb{P}(T_k = t \mid Y_k = i, \tau_{k+1} = \ell, \mathbf{Z} = \mathbf{z}) \\
&= (\mathbf{P}^\ell(\mathbf{z}))_{ij}.
\end{aligned}$$

This proves the identity (1).

□

## A.4 Proofs of the results

*Proof of Lemma 1.* If  $(\tau_k)_{k \geq 1} \perp X \mid \mathbf{Z}$ , and the  $\tau_k$ ,  $k \geq 1$ , are conditionally i.i.d. given  $\mathbf{Z} = \mathbf{z}$ , for any  $\mathbf{z} \in \mathcal{Z}$ , then we have  $\mathbb{P}(\tau_{k+1} = \ell \mid Y_k = i, \mathbf{Z} = \mathbf{z}) = \mathbb{P}(\tau_{k+1} = \ell \mid \mathbf{Z} = \mathbf{z})$ , for any  $i \in \mathcal{S}$  and any  $\ell \geq 1$ ,  $k \geq 1$ . Moreover,  $\mathbb{P}(\tau_{k+1} = \ell \mid \mathbf{Z} = \mathbf{z})$  does not depend on  $k$ . Thus Assumption 4 holds true. By our definitions and the conditional independence assumption  $(\tau_k)_{k \geq 1} \perp X \mid \mathbf{Z}$ , for any  $i_{k-1}, \dots, i_0 \in \mathcal{S}$  and  $\ell \geq 1$ , the conditional distribution of

$$Y_{k+1} \mid \tau_{k+1} = \ell, Y_k = i, \tau_k = \ell_k, Y_{k-1} = i_{k-1}, \dots, \tau_1 = \ell_1, Y_0 = i_0, \mathbf{Z} = \mathbf{z},$$

coincides with that of  $X_{t+\ell} \mid \tau_{k+1} = \ell, X_t = i, \tau_k + \dots + \tau_1 + T_0 = t, \mathbf{Z} = \mathbf{z}$ , for any  $\ell_k, \dots, \ell_1, t$  such that  $t = \ell_k + \dots + \ell_1 + T_0$ , and is determined by  $i$  and the  $j$ -th row of the matrix  $\mathbf{P}^\ell(\mathbf{z})$ . Gathering facts, we deduce that the Assumptions 2 and 3 hold true.  $\square$

*Proof of Proposition 1.* Let  $\Omega_N = \sum_{m=1}^N m^\beta$  with  $\beta > 0$  from Assumption 7-V, and recall that  $w_{N,m} = m^\beta = \omega_{N,m} \Omega_N^{-1}$ . Since  $\beta < 1$ , by the technical Lemma 2, we have  $\Omega_N \sim N^{1+\beta}$ . Let  $i, j \in \mathcal{S}$ ,  $1 \leq \ell \leq L$  be arbitrarily fixed. For any  $\mathbf{z} \in \mathcal{Z}$ , let

$$G_m(\mathbf{z}; c) = a_m \mathcal{I}_m h_m^p \mathbf{K}_{h_m}(\mathbf{Z}_m - \mathbf{z}), \quad \text{where} \quad a_m = w_{N,m} h_m^{-p}, \quad \mathcal{I}_m = \sum_{k=1}^{M_m} \mathcal{I}_{m,k}, \quad (17)$$

with  $\mathcal{I}_{m,k} = \mathcal{I}_{m,k}(i, j; \ell) = \mathbb{1}\{Y_{m,k} = j, \tau_{m,k} = \ell, Y_{m,k-1} = i\}$ , and  $c$  is the constant from the bandwidths  $h_m$ . By our assumptions,  $M_m$ ,  $m \geq 1$  is a sequence of independent, positive integer-valued random variable bounded by  $L$ . Therefore,  $\mathcal{I}_m$ ,  $m \geq 1$  is also a sequence of independent, positive integer-valued random variable bounded by  $L$ . In view of the definition of  $G_m$ , we write  $\widehat{U}_N(\mathbf{z}; c)$  instead of  $\widehat{U}_N(\mathbf{z})$ , and we have  $\widehat{U}_N(\mathbf{z}; c) = \Omega_N^{-1} \sum_{m=1}^N G_m(\mathbf{z}; c)$ .

By our assumptions,  $a_m \sim m^{\alpha p + \beta}$ . We apply Bernstein's inequality which states that, for any  $X_1, \dots, X_N$  zero mean independent variables, such that  $|X_m| \leq C_N$ ,  $\forall 1 \leq m \leq N$ , we have

$$\forall v \geq 0, \quad \mathbb{P}\left(\left|\sum_{m=1}^N X_m\right| \geq v\right) \leq 2 \exp\left(-\frac{v^2/2}{\sigma_N^2 + C_N v/3}\right), \quad \text{where} \quad \sigma_N^2 = \sum_{m=1}^N \mathbb{E}(X_m^2).$$

See, for example, [31, Theorem 2.8.4]. Let

$$X_m = X_m(\mathbf{z}; c) = G_m(\mathbf{z}; c) - \mathbb{E}[G_m(\mathbf{z}; c)],$$

which implies  $C_N \sim \max\{a_1, \dots, a_N\} \sim N^{\alpha p + \beta}$ . By Lemma 2 and since  $\mathcal{I}_m$  is bounded by  $L$ , we have

$$\sigma_N^2 \sim \sum_{m=1}^N m^{\alpha p + 2\beta} \mathbb{E}[\mathcal{I}_m^2 h_m^p \{\mathbf{K}_{h_m}(\mathbf{Z}_m - \mathbf{z})\}^2] \lesssim L^2 N^{\alpha p + 2\beta + 1}.$$

The factor  $L^2$  is a rough bound for the right hand side of this inequality. The bound can be refined to  $L \sup_{\mathbf{z} \in \mathcal{Z}} \mathbb{P}(Y_{m,k} = j, \tau_{m,k} = \ell, Y_{m,k-1} = i \mid \mathbf{Z} = \mathbf{z})$ , but this would not change the rate of convergence. Taking  $v = \bar{C}(\log N)^{1/2} N^{(\alpha p+1)/2+\beta}$  with  $\bar{C}$  some large constant, since  $(\alpha p + 1)/2 < 1$ , we have

$$\frac{v^2/2}{\sigma_N^2 + C_N v/3} \gtrsim \frac{\bar{C}^2 N^{(\alpha p+1)+2\beta} \times \log N}{N^{\alpha p+2\beta+1} + N^{\alpha p+\beta} \times \bar{C}(\log N)^{1/2} N^{(\alpha p+1)/2+\beta}} \sim \bar{C} \log N.$$

Noting that  $v\Omega_N^{-1} \sim (\log N)^{1/2} N^{(\alpha p-1)/2}$ , we deduce that, for any  $\mathbf{z} \in \mathcal{Z}$ ,

$$\begin{aligned} & \mathbb{P} \left( \left| \widehat{U}_N(\mathbf{z}; c) - \mathbb{E}[\widehat{U}_N(\mathbf{z}; c)] \right| \geq \bar{C}(\log N)^{1/2} N^{(\alpha p-1)/2} \right) \\ &= \mathbb{P} \left( \Omega_N^{-1} \left| \sum_{m=1}^N X_m(\mathbf{z}; c) \right| \geq \bar{C}(\log N)^{1/2} N^{(\alpha p-1)/2} \right) \leq 2 \exp(-\mathfrak{c} \times \bar{C} \log N), \end{aligned} \quad (18)$$

with  $\mathfrak{c}$  a constant depending only on  $\alpha, \beta$ , the  $\underline{c}, \bar{c}$  giving the bandwidth range in condition V of Assumption 7, the maximal length  $L$  of a sample path, and the uniform norm of  $\mathbf{K}$ . The pointwise rate from Proposition 1 follows.

To obtain the uniformity with respect to  $\mathbf{z}$  and the constant  $c$  in the bandwidth, we consider a grid of  $\mathcal{G}$  points  $(\mathbf{z}_{\ell'}, c_{\ell''})$  in the set  $\mathcal{Z} \times [\underline{c}, \bar{c}]$ , with  $|\mathcal{G}| \sim N^\gamma$ ,  $\gamma \geq 2$ . The grid is constructed as the Cartesian product between an equidistant grid in the hyperrectangle  $\mathcal{Z}_c \times [\underline{c}, \bar{c}]$  and the discrete finite set  $\mathcal{Z}_d$ . Using the Lipschitz conditions on the kernel  $K(\cdot)$ , for any  $\mathbf{z}, c$ , indices  $\ell', \ell''$  exist such that

$$|G_m(\mathbf{z}; c) - G_m(\mathbf{z}_{\ell'}; c_{\ell''})| \leq \mathfrak{C} N^{-1}, \quad \forall 1 \leq m \leq N,$$

where  $\mathfrak{C}$  is some constant. As a consequence,

$$|\{G_m(\mathbf{z}; c) - \mathbb{E}[G_m(\mathbf{z}; c)]\} - \{G_m(\mathbf{z}_{\ell'}; c_{\ell''}) - \mathbb{E}[G_m(\mathbf{z}_{\ell'}; c_{\ell''})]\}| \leq \mathfrak{C} N^{-1}, \quad \forall 1 \leq m \leq N.$$

From this, inequality (18) and Boole's union bound inequality, we deduce that constants  $\mathfrak{c}, \mathfrak{c}', \mathfrak{C}$  exist such that,

$$\begin{aligned} & \mathbb{P} \left( \sup_{\mathbf{z}, c} \left| \widehat{U}_N(\mathbf{z}; c) - \mathbb{E}[\widehat{U}_N(\mathbf{z}; c)] \right| \geq \bar{C}(\log N)^{1/2} N^{(\alpha p-1)/2} \right) \\ & \leq 2|\mathcal{G}| \exp(-\mathfrak{c} \times \bar{C} \log N) \\ & \leq 2 \exp\{\mathfrak{c}' \gamma \log N - \mathfrak{c} \bar{C} \log N\} \rightarrow 0. \end{aligned}$$

Here,  $|\mathcal{G}|$  denotes the cardinal of  $\mathcal{G}$ . The convergence to zero is guaranteed by the fact that  $\bar{C}$  can be large. This proves the result.  $\square$

*Proof of Corollary 1.* Let  $a_N := N^{-(1-\alpha p)/2} \sqrt{\log N}$ . We first show that  $\mathbb{E}[\widehat{U}_{T,N}(i; \mathbf{z}, \ell)]$  is uniformly bounded away from zero. By the definitions and Assumption 7-IV, a constant  $C > 0$  exists such that

$$\begin{aligned} \mathbb{E} \left[ \widehat{U}_{T,N}(i; \mathbf{z}, \ell) \right] &= \Omega_N^{-1} \sum_{m=1}^N \sum_{j \in \mathcal{S}} \mathbb{E} [G_m(\mathbf{z}; c)] \\ &= \Omega_N^{-1} \sum_{m=1}^N w_{N,m} \mathbb{E} \left[ \mathbb{E} \left\{ \sum_{j \in \mathcal{S}} \mathcal{I}_m \mid \mathbf{Z}_m \right\} \mathbf{K}_{h_m}(\mathbf{Z}_m - \mathbf{z}) \right] \\ &= \Omega_N^{-1} \sum_{m=1}^N w_{N,m} \int \mathbb{P}(\tau_k = \ell, Y_{k-1} = i \mid \mathbf{Z} = \mathbf{z}') f_{\mathbf{Z}}(\mathbf{z}') \mathbf{K}_{h_m}(\mathbf{z}' - \mathbf{z}) d\mu(\mathbf{z}') \\ &> C \Omega_N^{-1} \sum_{m=1}^N w_{N,m} \int \mathbf{K}_{h_m}(\mathbf{z}' - \mathbf{z}) d\mu(\mathbf{z}') = C, \end{aligned}$$

$\forall i \in \mathcal{S}, \ell \in [1, L], \mathbf{z} \in \mathcal{Z}$ , where  $\mu$  is the product measure between the Lebesgue measure in  $\mathbb{R}^p$  and the counting measure, and  $\mathcal{I}_m$  is defined in (17). Summing over the values of  $j$ , we deduce that  $\mathbb{E}[\widehat{U}_{B,N}(i; \mathbf{z}, \ell)]$  is also uniformly bounded away from zero. From this and Proposition 1, we can write

$$\begin{aligned} \widehat{U}_{B,N}(i; \mathbf{z}, \ell)^{-1} - \mathbb{E} \left[ \widehat{U}_{B,N}(i; \mathbf{z}, \ell) \right]^{-1} \\ &= \left\{ \mathbb{E} \left[ \widehat{U}_{B,N}(i; \mathbf{z}, \ell) \right] + O_{\mathbb{P}}(a_N) \right\}^{-1} - \mathbb{E} \left[ \widehat{U}_{B,N}(i; \mathbf{z}, \ell) \right]^{-1} \\ &= O_{\mathbb{P}}(a_N) \left\{ \mathbb{E} \left[ \widehat{U}_{B,N}(i; \mathbf{z}, \ell) \right] + O_{\mathbb{P}}(a_N) \right\}^{-1} \mathbb{E} \left[ \widehat{U}_{B,N}(i; \mathbf{z}, \ell) \right]^{-1} = O_{\mathbb{P}}(a_N), \end{aligned}$$

uniformly with respect to  $i, \ell$  and  $\mathbf{z}$ . By Proposition 1 we also have

$$\widehat{U}_{T,N}(i, j; \mathbf{z}, \ell) - \mathbb{E} \left[ \widehat{U}_{T,N}(i, j; \mathbf{z}, \ell) \right] = O_{\mathbb{P}}(a_N),$$

uniformly with respect to  $i, j, \ell$  and  $\mathbf{z}$ . Gathering facts, the justification of the first part of the Corollary is complete. The second part, concerning  $\widehat{\pi}_{\ell}(\mathbf{z})$ , follows by Proposition 1 and the identity (9).  $\square$

*Proof of Proposition 2.* Recall that  $G_m(\mathbf{z}; c)$  is defined in (17). For any  $\forall \mathbf{z} \in \mathcal{Z}_{\epsilon}$ , by a change

of variables and the second order Taylor expansion, we get

$$\begin{aligned}
\mathbb{E}[w_{N,m}^{-1} G_m(\mathbf{z}; c)] &:= \mathbb{E}[\mathbb{E}\{\mathcal{I}_m \mid \mathbf{Z}_m\} \mathbf{K}_{h_m}(\mathbf{Z}_m - \mathbf{z})] \\
&= \int \mathbb{P}(Y_k = j, \tau_k = \ell, Y_{k-1} = i \mid \mathbf{Z} = \mathbf{z}') f_{\mathbf{Z}}(\mathbf{z}') \mathbf{K}_{h_m}(\mathbf{z}' - \mathbf{z}) d\mu(\mathbf{z}') \\
&= \mathbb{P}(Y_k = j, \tau_k = \ell, Y_{k-1} = i \mid \mathbf{Z} = \mathbf{z}) f_{\mathbf{Z}}(\mathbf{z}) \\
&\quad + \frac{h_m^2}{2} \mu_2(\mathbf{K}) \text{Trace}(\mathcal{H}_G(\mathbf{z})) \{1 + o(1)\}, \quad (19)
\end{aligned}$$

provided  $m$  is sufficiently large. Here,  $\mathcal{H}_G(\mathbf{z})$  denotes the Hessian matrix of the map  $\mathbf{z} \mapsto \mathbb{P}(Y_k = j, \tau_k = \ell, Y_{k-1} = i \mid \mathbf{Z} = \mathbf{z}) f_{\mathbf{Z}}(\mathbf{z})$ , which, by our Assumptions 7-(II, and III) is uniformly bounded. The calculations in (19) are valid as soon as  $m$  is sufficiently large such that  $\mathbf{z} + h_m \mathbf{u} \in \mathcal{Z}_c$ . Next, since

$$\mathbb{E}[\widehat{U}_N(\mathbf{x})] = \Omega_N^{-1} \sum_{m=1}^N w_{N,m} \mathbb{E}[w_{N,m}^{-1} G_m(\mathbf{z}; c)],$$

and, by Lemma 2,  $\Omega_N \sim N^{\beta+1}$  and  $\sum_{m=1}^N \omega_{N,n} h_m^2 \sim N^{\beta+1-2\alpha}$ , the result follows.  $\square$

*Proof of Proposition 3.* The entries of  $\widehat{\mathbf{A}}_\ell(\mathbf{z})$  converge uniformly to those of  $\mathbf{A}_\ell(\mathbf{z})$ , and this implies that the two spectra gets close, uniformly with respect to  $\mathbf{z} \in \mathcal{Z}_\epsilon$ . More precisely, for any two  $S \times S$ -matrices  $\mathbf{A}$  and  $\mathbf{B}$ , with respective spectra  $\{\lambda_{\mathbf{A},1}, \dots, \lambda_{\mathbf{A},S}\}$  and  $\{\lambda_{\mathbf{B},1}, \dots, \lambda_{\mathbf{B},S}\}$ , it holds that

$$\max\{s_{\mathbf{A}}(\mathbf{B}), s_{\mathbf{B}}(\mathbf{A})\} \leq \{\|\mathbf{A}\| + \|\mathbf{B}\|\}^{1-1/S} \|\mathbf{A} - \mathbf{B}\|^{1/S},$$

where  $\|\cdot\|$  is the spectral norm and  $s_{\mathbf{A}}(\mathbf{B})$  is the spectral variation, that is

$$s_{\mathbf{A}}(\mathbf{B}) = \max_j \min_i |\lambda_{\mathbf{A},i} - \lambda_{\mathbf{B},j}|.$$

See [13]. We apply this result with  $\widehat{\mathbf{A}}_\ell(\mathbf{z})$  and  $\mathbf{A}_\ell(\mathbf{z})$ . Then, using Assumption 5, the fact that the eigenvalues of  $\mathbf{A}_\ell(\mathbf{z})$  are the powers of the eigenvalues of  $\mathbf{P}(\mathbf{z})$  (e.g., [16, Theorem 1.13-(d)]), and the uniform convergence in Corollary 2, we deduce that there exists a (small) constant  $\mathfrak{c} > 0$  such that the probability of the event  $\{\min_{1 \leq \ell \leq L} \min_i \inf_{\mathbf{z} \in \mathcal{Z}_\epsilon} |\lambda_{\widehat{\mathbf{A}}_\ell(\mathbf{z}),i}(\mathbf{z})| \geq \mathfrak{c}\}$  tends to 1. Moreover, it also holds

$$\mathbb{P}\left(\min_{1 \leq \ell \leq L} \inf_{\mathbf{z} \in \mathcal{Z}_\epsilon} d_{\text{H}}(\sigma[\widehat{\mathbf{A}}_\ell(\mathbf{z})], \mathbb{R}^-) \geq \mathfrak{c}\right) \rightarrow 1. \quad (20)$$

This guarantees that the real logarithm of  $\widehat{\mathbf{A}}_\ell(\mathbf{z})$  is well defined for all  $\mathbf{z} \in \mathcal{Z}_\epsilon$  with probability tending to 1.

Next, let us recall the expression of the Frechet derivative of the logarithm function that can be deduced from the integral representation (10). With the notation from [16, pp 272], the Frechet derivative at  $\mathbf{A}$  applied to a matrix  $\Delta$  is

$$L(\mathbf{A}, \Delta) = \int_0^1 [t(\mathbf{A} - \mathbf{I}) + \mathbf{I}]^{-1} \Delta [t(\mathbf{A} - \mathbf{I}) + \mathbf{I}]^{-1} dt.$$

Taking  $\Delta = \widehat{\mathbf{A}}_\ell(\mathbf{z}) - \mathbf{A}_\ell(\mathbf{z})$ , we deduce that for any matrix norm, a constant  $\underline{C} > 0$  exists such that

$$\left\| \log(\widehat{\mathbf{A}}_\ell(\mathbf{z})) - \log(\mathbf{A}_\ell(\mathbf{z})) \right\| \leq \underline{C} \left\| \widehat{\mathbf{A}}_\ell(\mathbf{z}) - \mathbf{A}_\ell(\mathbf{z}) \right\|. \quad (21)$$

The constant  $\underline{C}$  depends on  $\epsilon$  defining  $\mathcal{Z}_\epsilon$ , the constant  $\mathfrak{c}$  in (20) (and on the matrix norm considered), but not on  $\mathbf{z} \in \mathcal{Z}_\epsilon$  or  $\ell \in [1, L]$ . From inequality (21) we deduce that  $\log(\widehat{\mathbf{A}}_\ell(\mathbf{z}))$  inherits the rate of convergence of  $\widehat{\mathbf{A}}_\ell(\mathbf{z})$ . Finally, the regularized version of  $\log(\widehat{\mathbf{A}}_\ell(\mathbf{z}))$ , it suffices to note that the entries of  $\widehat{\mathbf{B}}_\ell(\mathbf{z})$  are obtained by simple transformations of the entries of  $\log(\widehat{\mathbf{A}}_\ell(\mathbf{z}))$ . Then it can be shown that, for any matrix norm

$$\begin{aligned} \left\| \log(\widehat{\mathbf{B}}_\ell(\mathbf{z})) - \log(\mathbf{A}_\ell(\mathbf{z})) \right\| &\leq \left\| \log(\widehat{\mathbf{B}}_\ell(\mathbf{z})) - \log(\widehat{\mathbf{A}}_\ell(\mathbf{z})) \right\| \\ &\quad + \left\| \log(\widehat{\mathbf{A}}_\ell(\mathbf{z})) - \log(\mathbf{A}_\ell(\mathbf{z})) \right\| = O_{\mathbb{P}} \left( \left\| \widehat{\mathbf{A}}_\ell(\mathbf{z}) - \mathbf{A}_\ell(\mathbf{z}) \right\| \right). \end{aligned}$$

Then the statement of Proposition 3 follows.  $\square$

*Proof of Corollary 3.* This is a direct consequence of Lipschitz property of the matrix exponential function, see [16], and the uniform convergence rate of  $\log(\widehat{\mathbf{B}}_\ell(\mathbf{z}))$  derived in Proposition 3.  $\square$

**Lemma 2.** *Let  $\rho \geq 0$ ,  $\varrho > 0$ ,  $\varrho \neq 1$ , and  $N > 1$ . Then*

$$\frac{(N+1)^{1-\varrho} - 1}{1-\varrho} \leq \sum_{m=1}^N m^{-\varrho} \leq \frac{N^{1-\varrho} - \varrho}{1-\varrho} \quad \text{and} \quad \frac{N^{1+\rho} + \rho}{1+\rho} \leq \sum_{m=1}^N m^\rho \leq \frac{(N+1)^{1+\rho} - 1}{1+\rho}. \quad (22)$$

*Proof of Lemma 2.* For any  $m \geq 1$  and  $x \in [m, m+1]$ , we have  $(m+1)^{-\varrho} \leq x^{-\varrho} \leq m^{-\varrho}$ . Then

$$\sum_{m=2}^{N+1} m^{-\varrho} = \sum_{m=1}^N (m+1)^{-\varrho} \leq \int_1^{N+1} x^{-\varrho} dx = \frac{1}{1-\varrho} [(N+1)^{1-\varrho} - 1] \leq \sum_{m=1}^N m^{-\varrho},$$

from which the first part of (22) follows. The case  $\rho = 0$  is obvious. Finally, since  $\rho > 0$ , for any  $m \geq 1$  and  $x \in [m, m+1]$ , we have  $m^\rho \leq x^\rho \leq (m+1)^\rho$ . Thus

$$\sum_{m=1}^N m^\rho \leq \int_1^{N+1} x^\rho dx = \frac{1}{1+\rho} [(N+1)^{1+\rho} - 1] \leq \sum_{m=1}^N (m+1)^\rho = \sum_{m=2}^{N+1} m^\rho,$$

and the second part of (22) follows. □

## References

- [1] M. Ardiyansyah, D. Kosta, and K. Kubjas. The model-specific Markov embedding problem for symmetric group-based models. *J. Math. Biol.*, 83(3):Paper No. 33, 26, 2021.
- [2] F. Barsotti, Y. De Castro, T. Espinasse, and P. Rochet. Estimating the transition matrix of a Markov chain observed at random times. *Statist. Probab. Lett.*, 94:98–105, 2014.
- [3] D. A. Bini, G. Latouche, and B. Meini. *Numerical methods for structured Markov chains*. Numerical Mathematics and Scientific Computation. Oxford University Press, New York, 2005. Oxford Science Publications.
- [4] M. Bladt and M. Sørensen. Statistical inference for discretely observed Markov jump processes. *J. R. Stat. Soc. Ser. B Stat. Methodol.*, 67(3):395–410, 2005.
- [5] D. Brockmann, L. Hufnagel, and T. Geisel. The scaling laws of human travel. *Nature*, 439(7075):462–465, 2006.
- [6] M. Casanellas, J. Fernández-Sánchez, and J. Roca-Lacostena. The embedding problem for Markov matrices. *Publ. Mat., Barc.*, 67(1):411–445, 2023.
- [7] W. J. Culver. On the existence and uniqueness of the real logarithm of a matrix. *Proc. Amer. Math. Soc.*, 17:1146–1151, 1966.
- [8] J. R. Cuthbert. On uniqueness of the logarithm for Markov semi-groups. *J. London Math. Soc. (2)*, 4:623–630, 1972.



- [9] J. R. Cuthbert. The logarithm function of finite-state Markov semi-groups. *J. London Math. Soc. (2)*, 6:524–532, 1973.
- [10] E. B. Davies. Embeddable Markov matrices. *Electron. J. Probab.*, 15:1474–1486, 2010. Id/No 47.
- [11] M. Duflo. *Random iterative models*, volume 34 of *Applications of Mathematics (New York)*. Springer-Verlag, Berlin, 1997.
- [12] F. Durastante and B. Meini. Stochastic  $p$ th root approximation of a stochastic matrix: a Riemannian optimization approach. *SIAM J. Matrix Anal. Appl.*, 45(2):875–904, 2024.
- [13] L. Elsner. An optimal bound for the spectral variation of two matrices. *Linear Algebra Appl.*, 71:77–80, 1985.
- [14] K. R. Gabriel and J. Neumann. A Markov chain model for daily rainfall occurrence at Tel Aviv. *Q. J. R. Meteorol. Soc.*, 88(375):90–95, 1962.
- [15] G. R. Grimmett and D. R. Stirzaker. *Probability and random processes*. Oxford University Press, Oxford, fourth edition, 2020.
- [16] N. J. Higham. *Functions of matrices*. Society for Industrial and Applied Mathematics (SIAM), Philadelphia, PA, 2008. Theory and computation.
- [17] N. J. Higham and L. Lin. On  $p$ th roots of stochastic matrices. *Linear Algebra Appl.*, 435(3):448–463, 2011.
- [18] R. B. Israel, J. S. Rosenthal, and J. Z. Wei. Finding generators for Markov chains via empirical transition matrices, with applications to credit ratings. *Math. Finance*, 11(2):245–265, 2001.
- [19] R. A. Jarrow, D. Lando, and S. M. Turnbull. A Markov Model for the Term Structure of Credit Risk Spreads. *Rev. Financ. Stud.*, 10(2):481–523, 2015.
- [20] J. F. C. Kingman. The imbedding problem for finite Markov chains. *Z. Wahrscheinlichkeitstheorie und Verw. Gebiete*, 1:14–24, 1962.
- [21] E. Kong and Y. Xia. On the efficiency of online approach to nonparametric smoothing of big data. *Statist. Sinica*, 29(1):185–201, 2019.
- [22] A. Kreinin and M. Sidelnikova. Regularization algorithms for transition matrices. *Algo Research Quarterly*, 4(1/2):23–40, 2001.

- [23] W. Liu, H. Xiao, and W. B. Wu. Probability and moment inequalities under dependence. *Statist. Sinica*, 23(3):1257–1272, 2013.
- [24] M. Maechler, C. Dutang, and V. Goulet. *expm: Matrix Exponential, Log, 'etc'*, 2024. R package version 1.0-1.
- [25] A. Manikowski. The Markov Process as a Model of Migration Based on the Example of the Movement of Banknotes. *Research Reports*, 2(35):76–92, 2021.
- [26] R. S. McCrea and B. J. T. Morgan. *Analysis of capture-recapture data*. Chapman & Hall/CRC Interdisciplinary Statistics Series. CRC Press, Boca Raton, FL, 2015.
- [27] H. G. Müller and U. Stadtmüller. Multivariate boundary kernels and a continuous least squares principle. *J. R. Stat. Soc. Ser. B Stat. Methodol.*, 61(2):439–458, 1999.
- [28] U. U. Müller, A. Schick, and W. Wefelmeyer. Estimators for partially observed Markov chains. In *Statistical models and methods for biomedical and technical systems*, Stat. Ind. Technol., pages 419–433. Birkhäuser Boston, Boston, MA, 2008.
- [29] J. R. Norris. *Markov chains*, volume 2 of *Cambridge Series in Statistical and Probabilistic Mathematics*. Cambridge University Press, Cambridge, 1998. Reprint of 1997 original.
- [30] A. Van-Brunt. Infinitely divisible nonnegative matrices,  $M$ -matrices, and the embedding problem for finite state stationary Markov chains. *Linear Algebra Appl.*, 541:163–176, 2018.
- [31] R. Vershynin. *High-dimensional probability*, volume 47 of *Cambridge Series in Statistical and Probabilistic Mathematics*. Cambridge University Press, Cambridge, 2018.
- [32] H. Wang, S. Zeng, Y. Li, and D. Jin. Predictability and Prediction of Human Mobility Based on Application-Collected Location Data. *IEEE Trans. Mobile Comput.*, 20(7):2457–2472, 2021.
- [33] L. Wang and H.-Y. Liang. Strong uniform convergence of the recursive regression estimator under  $\phi$ -mixing conditions. *Metrika*, 59(3):245–261, 2004.
- [34] E. J. Wegman and H. I. Davies. Remarks on some recursive estimators of a probability density. *Ann. Statist.*, 7(2):316–327, 1979.
- [35] C. T. Wolverton and T. J. Wagner. Asymptotically optimal discriminant functions for pattern classification. *IEEE Trans. Inform. Theory*, IT-15:258–265, 1969.
- [36] H. Yamato. Sequential estimation of a continuous probability density function and mode. *Bull. Math. Statist.*, 14:1–12; correction, *ibid.* 15 (1972), 133, 1970.