

QCP: A Practical Separation Logic-based C Program Verification Tool

Xiwei Wu¹, Yueyang Feng^{1,*}, Xiaoyang Lu^{1,*}, Tianchuan Lin¹, Kan Liu¹,
Zhiyi Wang², Shushu Wu¹, Lihan Xie¹, Chengxi Yang¹, Hongyi Zhong¹, Naijun

Zhan², Zhenjiang Hu², and Qinxiang Cao^{1,†}

¹ Shanghai Jiao Tong University

{yashen, fyyvexoben, luxy1115, caoqinxiang}@sjtu.edu.cn

² Peking University

2301111964@stu.pku.edu.cn

Abstract. As software systems increase in size and complexity dramatically, ensuring their correctness, security, and reliability becomes an increasingly formidable challenge. Despite significant advancements in verification techniques and tools, there still remain substantial difficulties when applying these tools to complex, real-world scenarios. To address these difficulties, this paper introduces a novel verification tool, called **Qualified C Programming Verifier (QCP)**. QCP incorporates a refined front-end assertion language to enhance user interaction. The proposed assertion language aims to lower the entry barrier for verification tools, improve proof efficiency by improving automation, and facilitate a deeper understanding of both the program and its verification results.

Keywords: Program Verification, Programming Languages, Separation Logic

1 Introduction

Software verification tools have made significant advancements, providing robust frameworks to ensure program correctness. Existing verification tools can be primarily classified into three predominant categories: (1) fully automated systems (e.g. Infer [4]) that focus on shape properties using built-in heuristics and algorithms for predefined predicates; (2) annotation-based systems (e.g., VeriFast [11], Viper [15], and Smallfoot [2]) which verify not only shape properties but also some functional correctness properties by leveraging built-in SMT solvers and user-provided annotations; (3) interactive systems (e.g., VST [7] using Rocq) capable of verifying complex functional correctness but requiring substantial manual effort to write proof code in proof assistants.

Ideally, a verification tool

*These authors contributed equally to this work.

†Corresponding Author

- (A) should support complex functional correctness verification like existing interactive tools;
- (B) should reduce human intervention as much as possible like fully automated tools and annotated-based tools — when programs and safety properties are simple, users can expect to complete their verification task by only writing some annotations (i.e. writing proof code in proof assistants is supposed to be unnecessary);
- (C) should support realistic program verification without forcing users to modify original source code according to some verification-oriented pattern.

Existing tools either only support (A) or (B); quite few of them support (A) and (B) simultaneously, let alone (C) (to the best of our knowledge, none of them support (C)). This paper introduces **Qualified C Programming (QCP)**, a C program verification tool that targets all three requirements above.

For (A) and (B), QCP adopts successful design elements from existing tools. Specifically, (1) QCP handles the memory manipulation of the C language using separation logic, which introduces an additional connective logic separating conjunction \ast , and $\text{'P} \ast \text{Q}'$ asserts that P and Q hold for the disjoint heap regions. (2) It allows users to annotate programs with assertions outlining a proof skeleton, enabling separation-logic-based symbolic execution to generate verification conditions automatically. (3) QCP allows users to manually write Rocq proof code to fill proof gaps, which are about user-defined predicates that cannot be verified automatically by an SMT solver. (4) For C function calls, QCP users are required to provide function specifications to describe C function behavior — during symbolic execution, QCP will check whether the functions' precondition are satisfied and calling commands' postcondition accordingly. (5) To automate the process of checking verification conditions or computing separation logic frames, users can employ QCP's built-in SMT solver or add customized separation logic heuristics (verified for soundness by the Stellis system [1]). This represents our first contribution: combining the advantages of annotation-based and interactive-based verifiers.

However, for requirement (C), we discover fundamental limitations in existing verification tools' capabilities for real-world program verification, in comparison with verifying verification-oriented code. For example, Figure 1 contains a small C program (Figure 1a) and its verification-oriented version (Figure 1b). `List_min` is a C function that must only be called with non-null arguments. In the original code, the initial value selection at line 10 (specifically `x`) causes the subsequent while loop to access the head node once more, thereby complicating the verification process. In order to verify this C function using separation logic, a loop invariant is needed to state that the linked list is partitioned into two segments (See Figure 2):

- (1) from the head node `x@pre` to `x` (excluding `x`).
- (2) from `x` to the list tail.

Moreover, the loop invariant should also state the correctness of `min`. During traversal, `min` should represent the minimum value of the first segment, i.e.,

```

1 struct list {
2     int data;
3     struct list * next;
4 };
5
6 int List_min(struct list * x)
7 {
8     int min = x -> data;
9
10    while (x) {
11        if (x -> data < ans)
12            ans = x -> data;
13        x = x -> next;
14    }
15    return ans;
16 }

```

(a) Original implementation

```

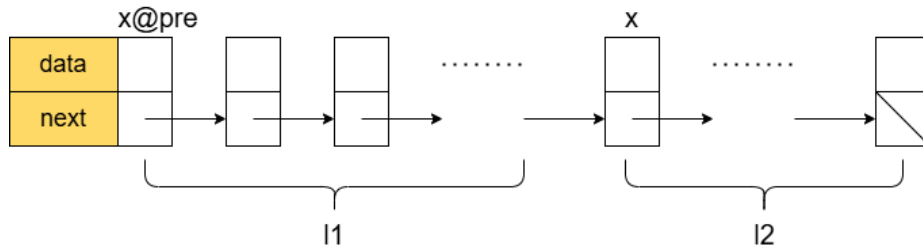
1 struct list {
2     int data;
3     struct list * next;
4 };
5
6 int List_min(struct list * x)
7 {
8     int min = x -> data;
9     x = x -> next;
10    while (x) {
11        if (x -> data < ans)
12            ans = x -> data;
13        x = x -> next;
14    }
15    return ans;
16 }

```

(b) Modified implementation

Figure 1: Example of the `List_min` function implementation

`min_element(l1)`. However, in the original code, `x@pre == x` during the first iteration, making 11 empty. Consequently, the condition `min == min_element(l1)` fails to hold, necessitating a two-branch invariant that accounts for whether 11 is empty. Current verification tools typically assume that only single-branch assertions are needed. Therefore, as demonstrated in Figure 1b, a potential modification would be to change the initial value of the loop from `x` to `x->next` (line 9). This adjustment avoids redundant head node access and, consequently, enables single-branch verification. The modified code guarantees that 11 is never empty, thereby eliminating the need for multiple branches[‡].

**Figure 2:** The definition of `list`. The node `x@pre` represents the head node of the linked list, while `x` denotes the current node during traversal.

[‡]Advanced verification techniques could potentially express this as a single-branch invariant, but we maintain this formulation as it sufficiently demonstrates the existence of such cases.

Beyond this example, we identify the challenges existing tools encounter in real-world program verification. Importantly, we do not want to force users to modify original C source code into some verification-oriented form. This constitutes our second contribution: identifying characteristic challenges in real-world program verification and proposing corresponding solutions.

Outline. This paper makes two primary contributions: (1) identification of practical verification problems in real-world scenarios (Section 2) with proposed solutions (Section 3), and (2) a novel integration of annotation-based and interactive verification methodologies (Section 4). Additionally, Section 5 presents comprehensive evaluation results of QCP across diverse sample programs. Section 6 discusses related work, including comparative analysis with existing verification tools to demonstrate QCP’s efficacy and practical utility, while Section 7 concludes with findings and suggests directions for future research.

2 Typical problems in verifying realistic programs

To support C program verification involving memory manipulation, QCP and existing design tools choose to use separation logic as their logic basis, and separation-logic-based symbolic execution enhances automation. However, this symbolic execution process is not guaranteed to succeed unconditionally.

Separation-logic-based symbolic execution identifies and isolates memory regions accessed during load/store operations or function calls. For load/store, this requires automatically deriving entailments of the form: $P \vdash x \mapsto v * F$ where $x \mapsto v$ represents the accessed memory cell and F accounts for the frame assertion. For function calls, the verifier must similarly find memory regions satisfying the callee’s precondition by deriving: $P \vdash P_f * F$ where P_f is the callee’s precondition. For this purpose, symbolic heaps (a special form of separation logic assertions, see Fig. 3) are widely used so that those separating conjuncts $x \mapsto v$ and P_f mentioned above can hopefully be found automatically in P in simple cases and then the frame assertion can be defined by the rest separating conjuncts. For nontrivial cases, effectively solving those entailments above is still challenging in the presence of user-defined predicates, where predicates may require context-aware folding/unfolding.

symbolic heap: $(\phi_1 \wedge \phi_2 \wedge \dots \wedge \phi_n) \wedge (\psi_1 * \psi_2 * \dots * \psi_m)$

where: ϕ_i : non-spatial predicates
 ψ_i : spatial predicates

Figure 3: Single-branch symbolic heap definition following [20].

Existing verification tools achieve high verification efficiency in many examples (many of which are verification-oriented examples) through three carefully designed features: (1) One specification is manually provided for each C function in verification (unless a C function would be inlined in symbolic execution), which enables automatic specification identification and symbolic execution calls. (2)

Integration of either built-in predicate abduction systems or simple manual control commands to handle separation logic predicate transformations. These assertion transformation systems perform effectively for verification-oriented programs that require only single-branch assertions. Specifically, such manual commands can accurately select the separation conjuncts to be added or deleted, as a separation conjunct will not appear more than once in a single-branch assertion. For instance, `store(a,b) * store(a,b)` is always false, and is thus never used in practice. (3) Based on these observations, tools like VST and VeriFast require users to employ only single-branch assertions. This approach offers several advantages: single-branch assertions enable highly efficient symbolic execution, and their transformation requires only simple manual control commands.

When considering real-world C programs, the assumptions underlying these two design considerations do not always hold. We identify two key limitations of the designs above: (1) the single-specification constraint prevents accurate modeling of complex program behaviors, particularly in programs with multiple operational modes or context-dependent invariants; (2) the abstraction of the single-branch symbolic heap, along with existing manual control commands, is insufficient for real-world scenarios that require differentiated operations in distinct branch assertions. Furthermore, we demonstrate that the rule-based operational commands provided by existing tools are insufficient. Several real-world program verification scenarios will be presented to illustrate these limitations.

2.1 One function specification is not enough

In many existing verification tools, one C function is required to have one specification. On the one hand, this specification needs to be verified w.r.t. the C function’s implementation. On the other hand, this specification is used in symbolic execution when this C function is triggered. However, in symbolic execution, this approach is sometimes suboptimal or impossible.

This insufficiency becomes particularly evident when comparing high-level predicates with implementation-level predicates. To illustrate this, we consider the deletion operation in a binary search tree used to construct a mapping (See Figure 4). During the verification of the function `delete()`, it is necessary to reason about the specific data structure predicate (e.g., `store_tree(x, tr)`, which denotes that pointer `x` stores a binary search tree `tr`). However, when verifying the callers of this function, the primary concern is the existence of the mapping rather than its concrete implementation. Therefore, in this context, we focus exclusively on the higher-level predicate `store_map`, abstracting away the implementation details of the mapping. Here `store_map(x,m)` indicates that pointer `x` contains a mapping.

A proposed methodology advocates for maintaining solely high-level specifications while deferring fold/unfold operations to function verification stages. However, this approach reveals three limitations: (1) Fold operations must propagate through all exit paths. This creates redundancy in functions with multiple return statements. (2) It becomes challenging to establish a unified representation when multiple high-level specifications coexist for the same implemen-

```

1 struct tree {
2     int key, value;
3     struct tree *left, *right;
4 };
5
6 void delete(struct tree **b, int x)
7 /*@ high_level_spec
8     With m
9     Require INT_MIN <= x && x <= INT_MAX && store_map( *b, m)
10    Ensure store_map( *b, map_delete(x, m)) */;
11 void delete(struct tree **b, int x)
12 /*@ low_level_spec
13     With tr
14     Require INT_MIN <= x && x <= INT_MAX && store_tree( *b, tr)
15    Ensure store_tree( *b, tree_delete(x, tr)) */;

```

Figure 4: Binary search tree delete function specifications. Here, `store_tree(x, tr)` denotes that pointer `x` stores a binary search tree `tr` (defined in Rocq as an inductive type), while `store_map(x, m)` indicates that pointer `x` contains a mapping (defined in Rocq as a total function). The operations `tree_delete` and `map_delete` remove nodes with specified keys from the tree and mapping respectively.

tation (e.g., polymorphic lists in OS kernels). (3) Recursive functions demand implementation-level verification prior to high-level specification abstraction.

A more common scenario occurs when a function requires distinct specifications depending on its invocation context. For example, Figure 5 demonstrates a general specification for the `LOS_ListDelete` function from LiteOS [10]. To simplify the description, we have reduced the original polymorphic doubly-linked list to a circular doubly-linked list where each node stores an integer. The actual verification example still uses the original complex doubly-linked list structure from LiteOS. Unless otherwise specified, all subsequent references to `LOS_DL_LIST` pertain to our simplified doubly-linked list structure. Figure 6 illustrates the simplified definition of `LOS_DL_LIST`, which consists of only a previous pointer (`pstPrev`), a next pointer (`pstNext`), and a data pointer (`pstData`).

The predicate `store_dll(x, l)` represents a circular doubly-linked list storage structure, where `x` denotes the sentinel node and `l` represents the stored data list. To ensure each node in the doubly-linked list remains accessible, the data list stores not only the values of `pstData` but also the addresses of corresponding `LOS_DL_LIST` nodes. This design guarantees external access to specific nodes and enables sentinel node replacement.

In the precondition of `LOS_ListDelete`, we ensure the membership of the node in the doubly-linked circular list containing `x` by partitioning the data list into three segments: `l1`, `(a, node)`, and `l2`. The postcondition guarantees the removal of the specified node by extracting its contents from the modified list structure. This specification accurately describes the function’s core functionality

```

1 typedef struct LOS_DL_LIST {
2     int pstData;
3     struct LOS_DL_LIST * pstPrev, * pstNext;
4 } LOS_DL_LIST;
5
6 static inline void LOS_ListDelete(LOS_DL_LIST *node)
7 /*@ With (x: Z) (a: Z) (l1 l2: list (Z * Z))
8     Require store_dll(x, app(l1, cons(pair(a,node), l2)))
9     Ensure node->pstPrev == 0 && node->pstNext == 0 &&
10         node->pstData == a && store_dll(x, app(l1, l2))
11 */;

```

Figure 5: Specification of `LOS_ListDelete` from LiteOS. The predicate `store_dll(x, l)` represents a circular doubly-linked list storage structure, where `x` denotes the sentinel node and `l` represents the stored data list.

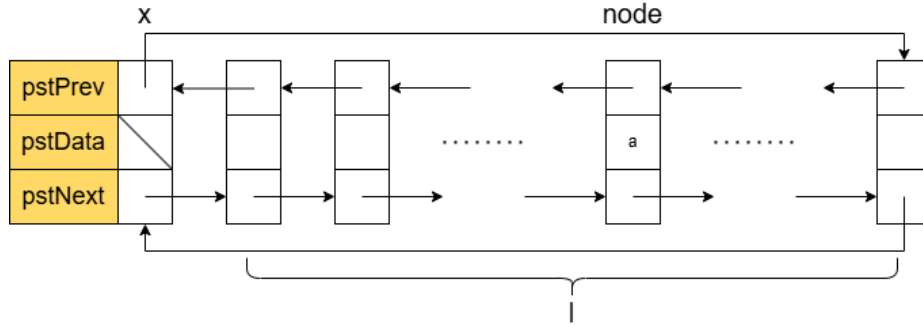


Figure 6: The definition of `LOS_DL_LIST` in LiteOS. The node `x` serves as a sentinel node, and its `pstData` field remains unused.

- node deletion while maintaining list integrity. However, this specification proves inconvenient for practical invocation scenarios.

For instance, during operations on the recycle list, every deletion invariably starts from the node immediately following the sentinel node, implying the pre-call program state must always be `store_dll(x, cons((a, node), l))`. Conversely, for operations on the pendlist, we only know the target node exists within the list $((a, \text{node}) \in l) \ \&\& \ \text{store_dll}(x, l)$. Consider the frequency of these invocation patterns, performing assertion transformations before each call becomes prohibitively cumbersome. Consequently, we propose developing more convenient specifications tailored to these specific cases - a requirement that existing verifiers cannot currently satisfy.

2.2 Single-branch assertion is not enough

Existing abduction systems still exhibit significant limitations in reasoning about disjunctions of separation logic assertions. Specifically, they struggle to handle case splitting for single-branch assertions (e.g., $A \vdash C \parallel D$) and correspondence

```

1 struct tree {
2     int key, color;
3     struct tree * left, *right, *parent;
4 };
5
6 void insert_balance(struct tree *p, struct tree *root) {
7     ... // pre-processing code omitted
8     /*@ Inv: ... (RBT invariant) || ... (loop exit property) */
9     while (p != root && p->parent->color != RED) {
10        /*@ Assert: ... (RBT invariant) */
11        struct tree *p_par = p->parent, *p_gpar = p_par->parent;
12        if (p_par == p_gpar->left) { // p's parent is a left child
13            struct tree *p_uncle = p_gpar->right;
14            if (p_uncle->color == RED) {
15                p_par->color = BLACK; p_uncle->color = BLACK;
16                p_gpar->color = RED; p = p_gpar;
17            } else {
18                if (p == p_par->right) { p = p_par; left_rotate(p, root); }
19                p->parent->color = BLACK; p_gpar->color = RED;
20                right_rotate(p->parent->parent, root);
21            }
22        } else {
23            ... } // dual case where p's parent is a right child, omitted
24    } }

```

Figure 7: A red-black tree example from VST-A.

between multi-branch assertions (e.g., $A \parallel B \vdash C \parallel D$). However, multi-branch structures are ubiquitous in real-world code, posing major challenges for symbolic execution – particularly in deriving loop invariants. Below we illustrate these challenges using a representative example from the VST-A [21] benchmark.

Figure 7 illustrates the classic red-black tree insertion balancing algorithm. When the rotation on line 15 executes, the loop terminates immediately because the assignment on line 14 ensures the loop condition will evaluate to false in the next iteration. This behavior creates a verification dilemma - if we specify the loop invariant at line 3 (before condition checking), we must simultaneously capture both the standard bottom-up RBT repair invariant and the special termination case where final rotation completes the repair. A more elegant solution would employ a single invariant at line 5 while separately handling the rotation-triggered exit path. However, mainstream goal-directed verifiers preclude this flexible approach due to their compulsory loop invariant requirements. Although VST-A recognizes this issue, its reliance on manual Coq-based symbolic execution still forces users to provide complete assertions explicitly - an exceptionally onerous requirement for complex algorithms.

If the aforementioned scenario could still be resolved using flexible position loop invariants, the case presented in Figure 8 demonstrates significantly greater complexity. In this example, the memory state represented by parameter

`bufferAddr` exhibits dependencies on both `operateType` and `ispointint`. Following the switch statement (line 8), the assertions necessarily develop into intricate multi-branch conditions. When processing subsequent nested statements, each branch's assertion transitions from a single-path condition to a more complex form. Under these conditions, the previously discussed symbolic execution approach for single-path analysis and assertion transformation methods prove inadequate. One might suggest refactoring this function into three separate functions to simplify verification. However, we must verify the current implementation as it exists. The necessity of such modifications to ordinary correct C code remains questionable for enterprise internal development or the open-source community.

```

1  int OsQueueBufferOperateUpdate(LosQueueCB *queueCB, int operateType,
2      int ispointint, void * bufferAddr, unsigned int * bufferSize)
3  {
4      char *queueNode = (char *)0;
5      unsigned int msgDataSize;
6      unsigned short queuePosition;
7      int rc;
8      switch (operateType) { //OS_QUEUE_OPERATE_GET
9          case 0: //OS_QUEUE_READ_HEAD
10             ...
11             break;
12          case 1: //OS_QUEUE_WRITE_HEAD
13             ...
14             break;
15          case 2: //OS_QUEUE_WRITE_TAIL
16             ...
17             break;
18          default: print("invalid queue operate type!\n");
19      }
20      queueNode = &(queueCB->queue[(queuePosition * (queueCB->queueSize))]);
21      if (ispointint==1) { ... }
22      else if(ispointint==2){
23          if (operateType==0) { ...
24              rc = memcpy_s(bufferAddr, *bufferSize, queueNode, msgDataSize);
25              ...
26          } else if(operateType==1){ ...
27              rc = memcpy_s(queueNode, queueCB->queueSize, bufferAddr, *bufferSize);
28              ...
29          } else if(operateType==2){ ...
30              rc = memcpy_s(queueNode, queueCB->queueSize, bufferAddr, *bufferSize);
31              ...
32          }
33      }
34      return 0;
35  }

```

Figure 8: `OsQueueBufferOperateUpdate` from LiteOS.

2.3 Rule-based operational command is not enough

Tools like VeriFast provide mechanisms such as `open/close` commands and lemma functions for manual assertion transformation. However, these approaches present significant usability challenges for typical verification engineers. First, most users lack the expertise to author appropriate lemma functions and construct proofs using C-style syntax. Second, the `open/close` paradigm often proves insufficient for decomposition needs, particularly when predicates admit multiple valid expansion paths. This limitation motivates our proposal for more intuitive annotations to support assertion transformation. To demonstrate this scenario, we also examine functions from LiteOS featuring the `LOS_DL_LIST` structure, the system’s polymorphic circular doubly-linked list implementation. For clarity in our explanation, we assume the data field contains an integer value.

In our verification of the `LOS_ListAdd` operation that inserts a node after a specified position in a doubly linked list, we establish minimal precondition requirements and show in Figure 9. Specifically, we only require: (1) ownership of the new node’s pointer fields (`has_permission(&(node→pstPrev))` and `has_permission(&(node→pstNext))`), and (2) permissions for `list→pstNext` and the `pstPrev` field of the node following the insertion point[§]. This minimal specification is sufficient because we intentionally abstract away the new node’s original predecessor/successor relationships and focus solely on the permissions needed for appending after the given `list` position.

```

1 void LOS_ListAdd(LOS_DL_LIST *list, LOS_DL_LIST *node)
2 /*@ With (x: Z) (a: Z) (l: list Z)
3   Require list -> pstNext == x && x -> pstPrev == list &&
4     node -> pstData == a &&
5     has_permission(&(node -> pstPrev)) *
6     has_permission(&(node -> pstNext))
7   Ensure  x -> pstPrev == node && node -> pstNext == x &&
8     list -> pstNext == node && node -> pstPrev == list &&
9     node -> pstData == a
10 */

```

Figure 9: Sepecification of `LOS_ListAdd`. The predicate `has_permission` describes the ownership of the memory location while treating its contents as an uninitialized value.

Building upon this foundational function, we can formally define two derived operations: `LOS_ListHeadInsert` for prepending a node to the head of the list and `LOS_ListTailInsert` for appending a node to the tail. Figure 10 and Figure 11 shows these functions and relevant specifications.

[§]When attempting to acquire full permissions for both `x` and `list`, special consideration must be given to the case where `x = list`, as this would result in duplicate permission requests and violate separation logic principles.

To enable symbolic execution, we decompose the abstract predicate `store_dll(list, l)` into two distinct forms: (1) the form containing `list→pstPrev`, `list→pstPrev→pstNext`, and the remaining segment (the doubly-linked list from `list` to `list→pstPrev`); and (2) the form containing `list→pstNext`, `list→pstNext→pstPrev`, and the remaining segment (the doubly-linked list from `list→pstNext` to `list`). The conventional open/close operations prove too rigid in this context, as they cannot gracefully handle scenarios requiring dynamic selection of unfolding strategies based on verification contexts. This motivates our design of a more flexible assertion transformation mechanism capable of automatically selecting the most appropriate predicate unfolding form according to the current verification objectives.

```

1 void LOS_ListHeadInsert(LOS_DL_LIST *list, LOS_DL_LIST *node)
2 /*@ With (l: list Z)(a: Z)
3   Require node -> pstData == a && store_dll(list, l) *
4     has_permission(&(node -> pstPrev)) *
5     has_permission(&(node -> pstNext))
6   Ensure store_dll(list, cons(a, l))
7 */
8 {   LOS_ListAdd(list, node); }
```

Figure 10: Sepecifications of `LOS_ListHeadInsert`.

```

1 void LOS_ListTailInsert(LOS_DL_LIST *list, LOS_DL_LIST *node)
2 /*@ With (l: list Z)(a: Z)
3   Require node -> pstData == a && store_dll(list, l) *
4     has_permission(&(node -> pstPrev)) *
5     has_permission(&(node -> pstNext))
6   Ensure store_dll(list, app(l, cons(a, nil)))
7 */
8 {   LOS_ListAdd(list->pstPrev, node); }
```

Figure 11: Sepecifications of `LOS_ListTailInsert`.

3 New Features in QCP

As mentioned in the Section 2, we find it not convenient enough for verifying real-world C programs only depending on features such as `open/close` and lemma functions. We will introduce our solutions, i.e. QCP’s major features.

3.1 Partial assertion

Writing out complete assertions is both tedious and error-prone. Instead, we often prefer to specify only the part of the program state that “changes”, particularly in loop invariants. For example, in the following piece of code, users would prefer not to write out variables that are not modified here. Since the loop only traverses the singly linked list starting from `p` using `q`, the loop invariant here only needs to concern the shape of the singly linked list involving `p` and `q`.

```

...
/*@ listrep(p) */
/*@ Inv lseg(p, q) * listrep(q) */
for (struct list *q = p; q != NULL; q = q->next)
    print(q->data);
...

```

This approach requires the separation-logic solver to be able to infer the frame in an entailment, which our solver supports naturally. For example, assuming the incoming program state $n == 0 \ \&\& \ p \rightarrow \text{data} == 0 \ \&\& \ \text{listrep}(p \rightarrow \text{next}) * \text{listrep}(r)$, the previous code turns to:

```

...
/* need-to-solve
    n == 0 && p->data == 0 && listrep(p->next) * listrep(r)
    |-- ? * listrep(p) */
/*@ Assert exists l, n == 0 && listrep(p) * listrep(r) */
/* need-to-solve
    q == p && n == 0 && listrep(p) * listrep(r)
    |-- ? * lseg(p, q) * listrep(q) */
/*@ Inv Assert n == 0 && lseg(p, q) * listrep(q) * listrep(r) */
for (struct list *q = p; q != NULL; q = q->next)
    print(q->data);
...

```

3.2 Multi-spec derivation

For a function that requires multiple specifications, our solution is straightforward: we allow each function to have multiple specifications, and users can specify which specification to apply during a function call. Furthermore, we stipulate that only one specification is directly verified from the function body, while the others must be proven derivable from this most rigorous specification. This design also aligns with C syntax, where a function may have multiple declarations but only a single definition—an important property, as our focus is on verifying existing code. We present the concise proof obligation below, intentionally misusing meta-level and logic-level quantifiers and omitting the straightforward proof.

$$\frac{\forall \bar{x}'. P'(\bar{x}') \vdash P(\bar{x}) * (\exists \bar{x}. Q(\bar{x}) \multimap Q'(\bar{x}')) \quad \forall \bar{x}. \{P(\bar{x})\} c \{Q(\bar{x})\}}{\forall \bar{x}'. \{P'(\bar{x}')\} c \{Q'(\bar{x}')\}}$$

For example, the `high_level_spec` and `low_level_spec` shown in Figure 4 can be written in the following form. In this way, during verification of the function `tree_delete`, it is only necessary to verify the correctness of `low_level_spec` and to prove that `high_level_spec` is derivable from it. At the function call site, we provide the annotation `/*@ where(spec_name) */` to specify the name of the particular specification.

```

void delete(struct tree **b, int x)
/*@ high_level_spec <= low_level_spec
    With m
    Require INT_MIN <= x && x <= INT_MAX && store_map( *b, m)
    Ensure store_map( *b, map_delete(x, m)) */;

```

3.3 Declarative annotations

As mentioned in Section 2, separation logic symbolic execution requires appropriate assertion transformations. We observe that the most convenient and natural transformation approach depends on the specific context. To address this, we provide flexible mechanisms to support such transformations, ensuring that symbolic execution can proceed effectively even in the presence of complex user-defined predicates.

Full Assertion / Partial Assertion The most direct method is to write a new, complete assertion that explicitly describes the transformed goal. This generates a verification condition (VC) that must be manually discharged by the user. As stated in Section 3.1, users are also permitted to write partial assertions.

Which Implies The `which implies` command combines the frame rule and consequence rule from separation logic to support controlled assertion transformations. In our implementation, the solver partitions the current program state into two components based on memory permissions: the modified portion (to be transformed) and the residual frame (unchanged and preserved via the frame rule). The modified portion is replaced with the user-provided postcondition specified in `which implies`, while the residual frame remains unchanged.

In the example shown in Figure 11, we utilize `which implies` to complete the corresponding assertion transformation, thereby enabling the function call. Figure 12 illustrates the use of `which implies` in this context. And the annotations of `LOS_ListHeadInsert` can be seen in Appendix B.

Here, we use the definitions `dllseg_shift`, whose definition is shown in Figure 13. This represents the residual memory permission structures of `store_dll` after the red-highlighted parts have been removed. The red-highlighted parts are written in the post of `which implies`. The formal definition is provided below.

```

dllseg_shift(px,py,l) := px == py && l == nil && emp ||
    ∃ x a l', l == cons(a, l') &&
    x == snd a && x → pstData == fst a &&
    x → pstPrev == px && px → pstNext == x &&
    dllseg_shift(x, py, l')

```

```

1 void LOS_ListTailInsert(LOS_DL_LIST *list, LOS_DL_LIST *node)
2 /*@ With (l: list Z)(a: Z)
3   Require node -> pstData == a && store_dll(list,l) *
4     has_permission(&(amp;node -> pstPrev)) *
5     has_permission(&(amp;node -> pstNext))
6   Ensure store_dll(list,app(l,cons(a, nil)))
7 */
8 {
9   /*@ store_dll(storeA,list,l)
10     which implies
11     exists prev,
12     prev -> pstNext == list &&
13     list -> pstPrev == prev &&
14     dllseg_shift(list,prev,l)
15   */
16   LOS_ListAdd(list->pstPrev,node);
17 }

```

Figure 12: Annotations for `LOS_ListTailInsert`. Here we use `which implies` (In line 9-15) to partition the memory of `store_dll`.

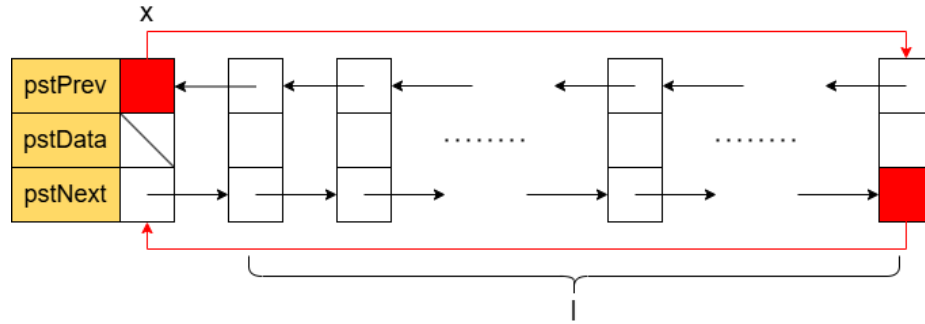


Figure 13: The definition of predicate `dllseg_shift`. This predicate represents the memory structure depicted by the white area in the figure, which corresponds to the `store_dll` structure excluding the red-highlighted portions.

3.4 Multi-branch

From now on, we call each clause in the disjunction a *branch*, since branches in program states often result from branched execution. Sometimes branches are harmless, such as the code fragment in the following, where they are broken apart ultimately; sometimes, not. We provide mechanisms to manipulate branches.

```
/*@ Assert p == q && store_dll(p,l1) * store_dll(r,l3) ||
        store_dll(p,l1) * store_dll(q,l2) * store_dll(r,l3) */
swap(p,q);
swap(p,r);
```

We require users to assign names to branches beforehand because designating branches by indices becomes unreliable when external tools may reorder them. Additionally, we deliberately avoid automatically generating names, unlike typical proof assistants. Although writing such annotations is straightforward with the support of our development environment, this approach is prone to issues during modifications. By design, we name branches based on trivial facts, meaning without relying on custom automation.

```
/* the first case names the first branch, the second names the rest. */
/*@ Branch name 2dlist: p == q; 3dlist */
```

In this example, it is clear that the result of `swap(p, q)` differs significantly between the two branches, which further affects the outcome of `swap(q, r)`. If we use the following specification, it will inevitably lead to significant challenges, as we would need to eliminate many impossible cases.

```
/*@ With u v
    Require *p == u && *q == v || p == q && *p == u
    Ensure *p == v && *q == u || p == q && *p == u */
```

By combining multi-specification and multi-branch support, we can write the following annotations, which are much more concise and clear.

```
swap(p,q) /*@ where (eq_spec) $ 2dlist (neq_spec) $ 3dlist */;
swap(q,r) /*@ where (eq_spec) $ 2dlist (neq_spec) $ 3dlist */;
```

Here, we use `where` to specify the name of the particular specification and `$ name` to denote the specific branch name. This allows different branches to execute distinct symbolic execution processes. Assertion control commands, namely `which`, `implies`, `do`, and `asserting`, can be parameterized by branches involved. Other branches are kept as-is.

To change the number of branches: In scenarios where it is necessary to perform case analysis on a logical variable to determine the unfolding strategy of a predicate, we provide the `Destruct` command to facilitate such classifications.

Additionally, to manage the complexity that may arise from an excessive number of branches, we offer the `Branch join` command to merge branches and the `Branch clear` command to eliminate unnecessary branches.

Due to space constraints, we do not elaborate on the specific usage of these features here. For detailed information, please refer to the documentation accompanying our artifact. In summary, these features enhance control over assertions during the verification process.

For loop invariants: Regarding loop invariants, since we permit the use of partial assertions within the loop invariant section, multiple branches can introduce significant complexity. When dealing with differing partial assertions, how should the branches within the invariant correspond to external branches? If the partial assertions are identical across branches, should the frames derived from different branches remain distinct, or should one be selected?

Moreover, in cases such as the invariant with multiple cases illustrated in Figure 7, how can we describe the evolution of the assertion corresponding to the invariant throughout the loop execution?

We introduce the `multi-inv` feature to address these challenges. Specifically, we allow users to specify the entry point of each assertion upon entering the loop. In Figure 14, we demonstrate how this feature facilitates the verification of the aforementioned program.

At the beginning of the loop, we define loop invariants for two branches, corresponding to the previously mentioned scenarios. For assertions entering the loop, we use the `with` clause to indicate that all branches fall into the standard `RBT_inv` branch. After line 16, as the state transitions to the loop’s termination phase, we only need to specify that the `RBT_inv` branch transitions to the `Loop_exit` branch. For other cases, the `RBT_inv` branch loops back to itself, thus requiring no additional annotations.

3.5 Discussion

Following the introduction of our features, we address several potential questions that may arise.

What Stellis provides vs. What we have engineered Stellis, as a powerful abduction system, directly supports the implementation of both the partial assertion and strategy-based operation features discussed above. These two features can also be realized using other abduction systems. However, all remaining features were independently designed and implemented by us. We undertook substantial engineering efforts and architectural design work to enable their combined usage effectively.

Multi-spec vs. Assertion transformation before function calls One may argue that all assertion transformations before function calls could be handled by writing corresponding specifications for each case using the `multi-spec` feature. While this is indeed possible, it is not always necessary. If such cases occur frequently or

```

1 void insert_balance(struct tree *p, struct tree *root) {
2     ... // pre-processing code omitted
3     /*@ Inv RBT_inv : ... ; Loop_exit : ...
4         with all ==> RBT_inv
5     */
6     while (p != root && p->parent->color != RED) {
7         struct tree *p_par = p->parent, *p_gpar = p_par->parent;
8         if (p_par == p_gpar->left) {
9             struct tree *p_uncle = p_gpar->right;
10            if (p_uncle->color == RED) {
11                p_par->color = BLACK; p_uncle->color = BLACK;
12                p_gpar->color = RED; p = p_gpar;
13            } else {
14                if (p == p_par->right) { p = p_par; left_rotate(p, root); }
15                p->parent->color = BLACK; p_gpar->color = RED;
16                right_rotate(p->parent->parent, root);
17                /*@ RBT_inv ==> Loop_exit */
18            }
19        } else { ... }
20    }
21 }

```

Figure 14: A red-black tree example utilizing the `multi-inv` feature.

involve complex assertion transformations, we recommend using `multi-spec` for reusability and to reduce the overall transformation burden. Conversely, if such cases are rare and involve relatively simple transformations, we suggest using assertion transformation commands for direct modification.

Multi-inv with partial assertions vs. Invariants with full assertions Upon reviewing our example of `multi-inv`, one may question whether writing full assertion-based invariants would be simpler. While this may appear true for simpler programs, as program complexity increases, the difficulty of writing full assertions grows correspondingly and often becomes impractical. Our `multi-inv` design facilitates a clearer understanding of loop structures for the verifier and aligns the proof process more closely with the program’s structure.

4 Framework of QCP

Figure 15 illustrates the QCP framework. For input annotated C programs, QCP performs symbolic execution to generate verification conditions (VCs). During execution, QCP employs a separation logic solver to automatically transform separation logic assertions when necessary. This solver is built upon an abductive reasoning system, *Stellis* [1]. The generated VCs are subsequently verified by a lightweight SMT solver, which automatically discharges provable conditions. QCP exports the remaining VCs to *Rocq* for manual proof construction.

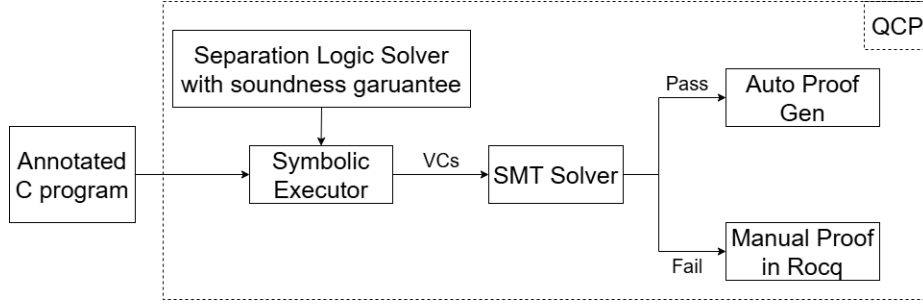


Figure 15: The framework of QCP.

This framework design combines the advantages of existing verification tools: it preserves Rocq’s expressiveness and proving power through manual proofs while leveraging SMT solvers to improve automation and efficiency.

Stellis is a rule-based automated reasoning system for separation logic that supports user-defined predicates. Its inference rules, called "strategies", enable on-demand assertion transformations for abductive reasoning. These strategies can be invoked like operational commands such as `open` and `close` in VeriFast. Additionally, Stellis generates soundness proof obligations for each strategy. Users can formally verify these obligations in Rocq, thereby guaranteeing the correctness of all entailment derivations.

```

1 void free_list_node(struct list * x)
2 /*@ With d n
3     Require x -> data == d && x -> next == n
4     Ensure emp */;
5
6 void sll_free(struct list * x)
7 /*@ Require listrep(x)
8     Ensure emp */
9 {
10     /*@ Inv listrep(x) */
11     while (x != NULL) {
12         struct list *y = x -> next;
13         free_list_node(x);
14         x = y;
15     }
16 }

```

Figure 16: example of `sll_free`. The predicate `listrep` describes the structural properties of singly-linked lists.

We employ a singly-linked list deallocation example to illustrate the QCP workflow. Figure 16 demonstrates a loop-based implementation along with its corresponding specification and loop invariants. The predicate `listrep`, conventionally used to describe the structural properties of singly-linked lists, is defined as follows:

```

listrep(x) = x == NULL && emp ||
           ∃ v y, x != NULL &&
           x → next == y && x → data == v && listrep(y)

```

The `listrep` predicate specifically characterizes that pointer `x` references a singly-linked list, without concerning itself with the list’s contents or other attributes. Indeed, for the free function’s verification, we only need to ensure the input constitutes a valid singly-linked list. Throughout the verification process, we must guarantee that `x→next` remains properly accessible, which requires solving the following entailment:

```

x != NULL && listrep(x) ⊢ ∃ v R, x→next == v && R

```

Here, the annotation `x→next` indicates that we hold both the permission for `x` and the access permission to its `next` field. QCP automatically performs separation logic derivations using *Stellis*, which ensures predicate unfolding occurs only when necessary rather than exhaustively unfolding all unfoldable predicates. This mechanism enables QCP to handle complex separation logic while avoiding unnecessary unfolding, thereby improving performance.

The verification process generates multiple VCs, comprising invariant validity checks and function call verifications. These VCs are systematically output into four distinct files:

- `proof_goal.v`: Contains statements of all generated VCs
- `proof_auto.v`: Contains proof of all automatically verified VCs
- `proof_manual.v`: Contains proof goals of VCs requiring manual verification
- `proof_check.v`: Ensuring all VCs present in `proof_goal.v` are properly accounted for in either `proof_auto.v` or `proof_manual.v`

The files `proof_goal.v`, `proof_auto.v`, and `proof_check.v` are automatically generated and require no user modification. The file `proof_manual.v` contains only the VCs to be proved, which require manual completion of the proofs.

In practice, we achieve full automatic verification for this example. Notably, our tool supports incremental verification - it operates not only on fully annotated code but also provides VSCode-based IDE integration. The screenshot in Figure 17 illustrates the intermediate execution state of the `sll_free` function (shown in Figure 16), with its current assertion state displayed on the right-hand side. The green highlights indicate that the preceding code segments have successfully passed basic checks and are ready for symbolic execution to generate VCs. This demonstrates how our VSCode plugin enables users to seamlessly integrate verification into their development workflow, supporting real-time validation during coding.

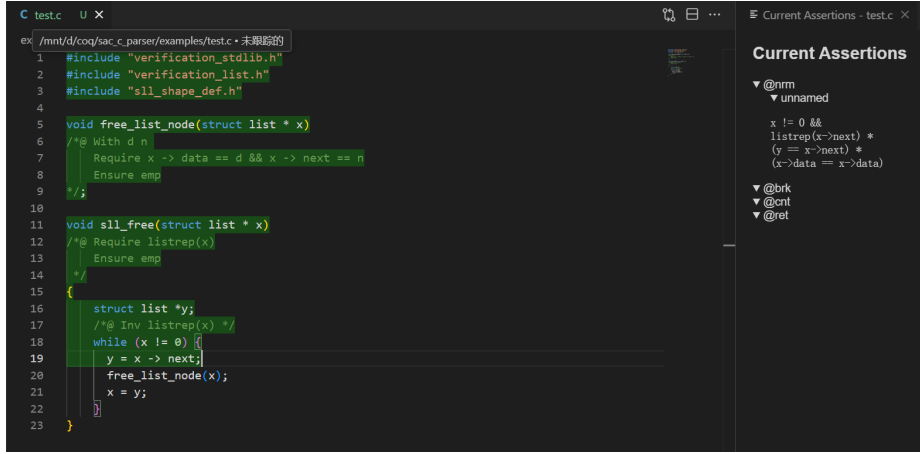


Figure 17: Live Verification During Code Editing.

5 Evaluation

5.1 Performance of QCP

We conducted a comprehensive evaluation of QCP across 111 functions spanning six distinct domains: arithmetic (Arith), typical data structures (Typical DS, covering sll/dll/trees/arrays), typical algorithm implementations (Typical Alg), LiteOS microkernel components (mainly for doubly-linked lists), QCP implementation components (Fourier–Motzkin elimination algorithm (FME)[¶] [8] and Typeinfer algorithm). Our evaluation focuses on QCP’s ability to verify imperative implementations that exhibit typical programming patterns rather than verification-oriented implementation. With an average verification time of 44.65ms per function, QCP demonstrates practical efficiency, enabling real-time feedback during development.

Table 1: Evaluation results for QCP

Source	Functions Numbers	Annotations Lines	Total Codes Lines	Auto VCs Numbers	Manual VCs Numbers	Avg. Time ms
Arith	13	126	156	86	39	15.18
Typical DS	47	990	882	366	216	37.37
Typical alg	18	511	255	172	87	12.55
LiteOS DLL	21	495	251	87	65	7.46
FME	9	274	162	234	35	281.81
Typeinfer	3	399	130	110	41	27.79
Total	111	2795	1836	1055	483	44.65

[¶]We have verified the implementation of our built-in SMT solver.

Table 1 reveals two key trends: (1) The code-to-annotation ratio ranges from 1:1.2 for typical data structures (882 code vs. 990 annotations) to 1:1.9 for system-level code (LiteOS DLL), reflecting the intrinsic specification needs of imperative programming; (2) QCP automates 68.6% of verification conditions (1,055 auto vs. 483 manual VCs), achieving 93.3% automation in arithmetic checks while reserving expert effort in LiteOS (57.2% automation).

Table 2: Types of Annotations Added to the Program

Source	Partial Assertions Loc	Multi-spec Loc	Which-Implies Loc	Multi-branch Loc
Arith	2	0	0	0
Typical DS	35	7	44	3
Typical alg	15	23	21	14
LiteOS DLL	2	13	21	10
FME	7	0	2	0
Typeinfer	0	0	18	0
Total	61	43	106	27

Table 2 shows annotation strategies mirroring practical verification demands. Partial assertions predominantly encode loop invariants, while **which implies** establish critical assertion transformations — essential for verifying pointer-operation-rich programs. Multi-branch specifications handle conditional structural changes in algorithms and system code, demonstrating QCP’s capacity to manage path-sensitive verification.

Table 3: Comparison of Manual Proofs with VST-A

Program	QCP			VST-A		
	Functions	Code	Manual Proof	Functions	Code	Manual Proof
	Numbers	Lines	Lines	Numbers	Lines	Lines
SLL	22	298	333	18	350	969
DLL	8	121	56	4	95	171

As far as we know, very few prior work has combined annotation-based and interactive verification methodologies like QCP. VST-A is the most similar one. We compare our manual proof lines with VST-A (see Table 3). Our evaluation focuses on typical data structures including singly linked lists (SLL), doubly linked lists (DLL). The results demonstrate significant improvements for linked structures: our approach requires only approximately 33% of the proof lines needed by VST-A while completing verification for SLL and DLL cases. These findings quantitatively illustrate the advantages of employing SMT solvers for VCs, substantially reducing user effort in the verification process.

5.2 Supported C features

QCP provides comprehensive support for standard C types, encompassing integers, pointers, arrays, enumerated types, `struct`, `union`, and `typedef`. The unsupported features consist of floating-point types, function pointers, and bit-fields.

Regarding expression handling, QCP accommodates most C expressions, including: postfix operators (like array subscripting and structure member selection), arithmetic operators (both value and pointer arithmetic), bitwise and logical operators, conditional operator, and assignment operators. The system strictly enforces C-standard implicit type conversions and implements short-circuit evaluation for all expressions. Notable unsupported features include string literals, the comma operator, and compound operators (e.g., `(int []){2, 4}`).

For control flow, QCP supports all C statements except `goto`.

6 Related work

In this section, we present a systematic comparison between QCP and existing verification tools, focusing on two key dimensions: (1) tool methods and (2) feature commonality.

6.1 Framework comparison

Annotation-based system CN [18] is an annotation-based framework with decidable automation in mind during design. They support programmer-friendly syntax for separation logic specifications, and design a refinement type system that is well-suited to perform decidable type checking. When the verification target inevitably falls outside the decidable scope, as in the case of realistic C programs, however, it requires considerable annotation in CN to proceed the verification. In contrast, the design of QCP does not concern decidability but rather aims at smooth verification of real-world verification paradigms, and provides corresponding facilities.

Hip/Sleek [16] is a verification tool that combines separation logic with an entailment checker to verify functional correctness properties of heap-manipulating programs. Hip/Sleek supports user-defined predicates and leverages separation logic for reasoning about complex data structures. However, Hip/Sleek lacks the fine-grained control over assertions that QCP provides. Moreover, Hip/Sleek transforms while loops in C programs into recursive functions for verification [17], an approach we consider impractical for real-world verification scenarios.

Interactive systems VST-A [21] decomposes the entire annotated program into multiple straight-line programs in Rocq, requiring users to perform manual symbolic execution proofs using tactics. The entire system is built on CompCert, with corresponding tactics and decomposition operations formally verified for soundness in Rocq. In contrast, QCP only requires users to prove specific verification conditions (VCs) while leveraging SMT solvers to automatically resolve others.

This approach significantly reduces the user’s workload and enhances verification efficiency. Currently, QCP lacks formal soundness proofs for its symbolic execution engine.

RefinedC [19] directly translates annotated C programs into Rocq, transforming program verification problems into type-checking problems. It utilizes typing rules (proven sound in Iris) to perform symbolic execution and generate VCs. These VCs are primarily discharged by SMT solvers, with unresolved cases requiring manual user intervention. Although this method shares conceptual similarities with QCP, RefinedC adopts Rust-inspired ownership and refinement types for verification. Its annotation system diverges from idiomatic C conventions, necessitating additional effort to master its type system. Conversely, QCP aligns more closely with C’s style by employing separation logic for verification, resulting in lower learning overhead. Appendix D provides a concrete RefinedC example.

Abstract interpretation methods The assertions in separation logic can be interpreted as abstract states within the abstract interpretation framework, while the inference rules of separation logic correspond to operations on abstract domains [5, 6]. We notice that combining it with other abstract domains may yield improved results, and we plan to implement such combination in our future work.

Figure 18 illustrates a rectangle area calculation example. The QCP IDE flags a proof goal at line 17, which concerns the multiplication validity of `width * height` (i.e., `INT_MIN <= width * height <= INT_MAX`). Based on the if-conditions at lines 11 and 14, we establish that both `width` and `height` range between 0 and 100, making this goal trivially valid. However, this constitutes a nonlinear verification problem that exceeds the capabilities of our built-in SMT solver, requiring nonlinear arithmetic support. By employing interval domain-based abstract interpretation, we can effectively resolve this issue through a simpler approach.

6.2 Feature correlation analysis

Multiple specifications Frama-C [13] allows multiple specifications for functions (referred to as "behaviours"), which is similar to our multiple specification feature. However, Frama-C is limited to handling cases like `swap`, where each branch is assigned a specific behavior. It cannot address scenarios like `delete`, where the derivation between high-level and low-level specifications is required. VSU [3] extends VST by constructing comprehensive proofs through modular "verified software units." Between units, exported specifications serve as abstractions of entries via specification subsumption. This mechanism constitutes a form of multiple specification at the modular level. However, VSU’s design only supports multiplicity *between* modules, whereas each module internally maintains a single specification.

Partial assertions So far, we observe that nearly all existing verification tools lack mechanisms analogous to partial assertions. To avoid specifying irrelevant variables in invariants, Carbonneaux et al. [18] propose annotating variables as

```

1  #include "verification_stdlib.h"
2
3  int area(int width, int height, int * ret)
4  /*@ Require undef_data at(ret)
5      Ensure   return == 0 && * ret == width * height ||
6              return == 1 && !(0 < width && width <= 100 &&
7                  0 < height && height <= 100)
8              && undef_data at(ret)
9  */
10 {
11     if (! (0 < width && width <= 100)) {
12         return 1;
13     }
14     if (! (0 < height && height <= 100)) {
15         return 1;
16     }
17     * ret = width * height;
18     return 0;
19 }
20

```

Figure 18: An examples of function area

unchanged, indicating that these variables remain unmodified during the loop. However, this approach still requires explicit annotation of the permissions associated with such variables. VeriFast offers a similar command, `assert`, which assigns new logical variable names through pattern matching (see Appendix A for an example). While useful, this mechanism is limited to basic renaming via pattern matching and lacks the expressiveness required for complex scenarios. In contrast, our `partial assertions` provide a more flexible and powerful framework for guiding verification while minimizing redundancy.

6.3 Other related works

Viper [15] is an intermediate verification language. Viper is not directly comparable with QCP because it does not need to account for the C nuances; but we do find similarities, such as the central role of inhaling and exhaling in our implementation and between `which implies` and inhale-exhale assertions, and possible improvements, such as native support of magic wands.

Gruetter and associates developed a tool in Rocq [9], which leverages `evars` and a clever Rocq notation trick to enable real-time verification. It also benefits from the advantages of Rocq, including a soundness guarantee, towards which we are actively working. Instead of partial assertions, their approach supports specifying the *diff* between the program state at loop entry and the loop invariant to define the latter, offering an ergonomic solution as well.

Verus [14], a static verifier for Rust programs, uniquely utilizes Rust itself as its specification language while employing Z3 for verification. This native Rust specification offers exceptional developer-friendliness. However, its exclusive reliance on SMT solvers makes it inherently susceptible to false positives.

7 Conclusion

In this work, we presented QCP, a verification tool designed to address the challenges of verifying real-world C programs. By leveraging separation logic and introducing a refined annotation language, QCP provides a flexible and intuitive framework for symbolic execution and verification condition generation. QCP integrates both SMT solvers and Coq, balancing automation with the ability to handle intricate proofs manually when necessary. Our evaluation demonstrates QCP’s effectiveness in verifying programs with common data structures and highlights its ability to reduce manual effort.

Looking ahead, we aim to extend QCP’s capabilities to support more advanced language features, such as function pointers and goto, while further improving its usability for developers with limited formal methods expertise. QCP represents a significant step forward in making program verification more accessible and practical for real-world software development.

References

1. This paper is now under review
2. Berdine, J., Calcagno, C., O’Hearn, P.W.: Smallfoot: modular automatic assertion checking with separation logic. In: Proceedings of the 4th International Conference on Formal Methods for Components and Objects. p. 115–137. FMCO’05, Springer-Verlag, Berlin, Heidelberg (2005). https://doi.org/10.1007/11804192_6, https://doi.org/10.1007/11804192_6
3. Beringer, L.: Verified software units. In: Programming Languages and Systems: 30th European Symposium on Programming, ESOP 2021, Held as Part of the European Joint Conferences on Theory and Practice of Software, ETAPS 2021, Luxembourg City, Luxembourg, March 27 – April 1, 2021, Proceedings. p. 118–147. Springer-Verlag, Berlin, Heidelberg (2021). https://doi.org/10.1007/978-3-030-72019-3_5, https://doi.org/10.1007/978-3-030-72019-3_5
4. Calcagno, C., Distefano, D.: Infer: an automatic program verifier for memory safety of c programs. In: Proceedings of the Third International Conference on NASA Formal Methods. p. 459–465. NFM’11, Springer-Verlag, Berlin, Heidelberg (2011)
5. Calcagno, C., Distefano, D., O’Hearn, P.W., Yang, H.: Beyond reachability: shape abstraction in the presence of pointer arithmetic. In: Proceedings of the 13th International Conference on Static Analysis. p. 182–203. SAS’06, Springer-Verlag, Berlin, Heidelberg (2006). https://doi.org/10.1007/11823230_13, https://doi.org/10.1007/11823230_13
6. Calcagno, C., Distefano, D., O’Hearn, P.W., Yang, H.: Compositional shape analysis by means of bi-abduction. J. ACM **58**(6) (Dec 2011). <https://doi.org/10.1145/2049697.2049700>, <https://doi.org/10.1145/2049697.2049700>

7. Cao, Q., Beringer, L., Gruetter, S., Dodds, J., Appel, A.W.: Vst-floyd: A separation logic tool to verify correctness of c programs. *Journal of Automated Reasoning* **61**(1), 367–422 (Jun 2018). <https://doi.org/10.1007/s10817-018-9457-5>, <https://doi.org/10.1007/s10817-018-9457-5>
8. Dantzig, G.B., Curtis Eaves, B.: Fourier-motzkin elimination and its dual. *Journal of Combinatorial Theory, Series A* **14**(3), 288–297 (1973). [https://doi.org/https://doi.org/10.1016/0097-3165\(73\)90004-6](https://doi.org/https://doi.org/10.1016/0097-3165(73)90004-6), <https://www.sciencedirect.com/science/article/pii/0097316573900046>
9. Gruetter, S., Fukala, V., Chlipala, A.: Live verification in an interactive proof assistant. *Proc. ACM Program. Lang.* **8**(PLDI) (Jun 2024). <https://doi.org/10.1145/3656439>, <https://doi.org/10.1145/3656439>
10. Huawei LiteOS: Liteos kernel. <https://github.com/LiteOS/LiteOS>
11. Jacobs, B., Smans, J., Philippaerts, P., Vogels, F., Penninckx, W., Piessens, F.: Verifast: A powerful, sound, predictable, fast verifier for c and java. In: Bobaru, M., Havelund, K., Holzmann, G.J., Joshi, R. (eds.) *NASA Formal Methods*. pp. 41–55. Springer Berlin Heidelberg, Berlin, Heidelberg (2011)
12. Jacobs, B., Smans, J., Piessens, F.: The verifast program verifier: A tutorial (Aug 2024). <https://doi.org/10.5281/zenodo.13380705>, <https://doi.org/10.5281/zenodo.13380705>
13. Kirchner, F., Cuoq, P., Correnson, L., Prevosto, V., Signoles, J.: Frama-c: A software analysis perspective. *Formal Aspects of Computing* **27**(3), 573–609 (2015). <https://doi.org/10.1007/s00165-014-0326-7>, <https://doi.org/10.1007/s00165-014-0326-7>
14. Lattuada, A., Hance, T., Cho, C., Brun, M., Subasinghe, I., Zhou, Y., Howell, J., Parno, B., Hawblitzel, C.: Verus: Verifying rust programs using linear ghost types. *Proc. ACM Program. Lang.* **7**(OOPSLA1) (Apr 2023). <https://doi.org/10.1145/3586037>, <https://doi.org/10.1145/3586037>
15. Müller, P., Schwerhoff, M., Summers, A.J.: Viper: A verification infrastructure for permission-based reasoning. In: Jobstmann, B., Leino, K.R.M. (eds.) *Verification, Model Checking, and Abstract Interpretation (VMCAI)*. LNCS, vol. 9583, pp. 41–62. Springer-Verlag (2016), https://doi.org/10.1007/978-3-662-49122-5_2
16. Nguyen, H.H., David, C., Qin, S., Chin, W.N.: Automated verification of shape and size properties via separation logic. In: *Proceedings of the 8th International Conference on Verification, Model Checking, and Abstract Interpretation*. p. 251–266. VMCAI’07, Springer-Verlag, Berlin, Heidelberg (2007)
17. Nguyen, Q.L., David, C., Chin, W.N.: Hip/sleek: Verification system for heap-manipulating programs (splice example). <https://github.com/hipsleek/hipsleek> (2023), https://github.com/hipsleek/hipsleek/blob/master/benchmark/SV-COMP/list_properties/splice.ss, [gitHub repository](https://github.com/hipsleek/hipsleek/blob/master/benchmark/SV-COMP/list_properties/splice.ss), [benchmark example: splice.ss](https://github.com/hipsleek/hipsleek/blob/master/benchmark/SV-COMP/list_properties/splice.ss)
18. Pulte, C., Makwana, D.C., Sewell, T., Memarian, K., Sewell, P., Krishnaswami, N.: Cn: Verifying systems c code with separation-logic refinement types. *Proc. ACM Program. Lang.* **7**(POPL) (Jan 2023). <https://doi.org/10.1145/3571194>, <https://doi.org/10.1145/3571194>
19. Sammler, M., Lepigre, R., Krebbers, R., Memarian, K., Dreyer, D., Garg, D.: Refinedc: Automating the foundational verification of c code with refined ownership types. In: *Proceedings of the 42nd ACM SIGPLAN International Conference on Programming Language Design and Implementation (PLDI 2021)*. pp. 158–174. ACM, New York, NY, USA (2021). <https://doi.org/10.1145/3453483.3454060>, <https://dl.acm.org/doi/10.1145/3453483.3454060>

20. Wu, J., Cao, Q.: Extending symbolic heap to support shared ownership. In: Bourke, T., Chen, L., Goharshady, A. (eds.) Dependable Software Engineering. Theories, Tools, and Applications. pp. 46–63. Springer Nature Singapore, Singapore (2025)
21. Zhou, L., Qin, J., Wang, Q., Appel, A.W., Cao, Q.: Vst-a: A foundationally sound annotation verifier. Proc. ACM Program. Lang. **8**(POPL) (Jan 2024). <https://doi.org/10.1145/3632911>, <https://doi.org/10.1145/3632911>

A Discussion: attempt of writing partial assertion in VeriFast

This example in Fig 19 is adapted from page 36 of the VeriFast tutorial (August 27, 2024)[12]. In this example, the `assert` command in line 20 mechanically assigns logical variable names to the value of the predicate `nodes` and the value of the field `n→value`. These named values are then used in lines 24 and 25 to guide subsequent verification steps. While VeriFast appears to support functionality similar to partial assertions, its implementation is fundamentally limited to pattern matching: it merely matches structures within existing assertions and assigns names to corresponding values.

B Example: LOS_ListHeadInsert annotations

Figure 20 illustrates the use of `which implies` to verify the function correctness of `LOS_ListHeadInsert`. Similar to `LOS_ListTailInsert`, here, we use the definitions `dllseg_shift_rev`, whose definition is shown in Figure 21. The formal definition is also provided below.

```
dllseg_shift_rev(x,y,l) := x == y && l == nil && emp ||
    ∃ z a l', l == cons(a, l') &&
    x == snd a && x → pstData == fst a &&
    x → pstNext == z && z → pstPrev == x &&
    dllseg_shift_rev(z, y, l')
```

C Overview of Stellis

Stellis is a domain-specific language (DSL) designed to streamline the automation of separation logic entailment proofs. By enabling users to specify verification strategies, Stellis systematically reduces complex separation logic formulas (combining spatial and pure constraints) into pure logical forms that can be directly processed by constraint solvers. This transformation eliminates manual reasoning about heap-allocated structures while preserving soundness.

To ensure correctness, Stellis integrates a novel algorithm based on the Ramify Rule. For each user-defined strategy, the framework automatically generates a corresponding soundness lemma. The validity of the strategy is thereby reduced to proving this lemma, decoupling high-level strategy design from low-level proof

```

1 predicate nodes(struct node *node, list<void *> values) =
2   node == 0 ? values == nil<void *>
3   : node→next |→ ?next && node→value |→ ?value &&
4     malloc_block_node(node) && nodes(next, ?values0) &&
5     values == cons<void *>(value, values0);
6
7 predicate stack(struct stack *stack, list<void *> values) =
8   stack→head |→ ?head && malloc_block_stack(stack) &&
9   nodes(head, values);
10
11 void stack_reverse(struct stack *stack)
12   /*@ requires stack(stack, ?values);
13   /*@ ensures stack(stack, reverse<void *>(values));
14 {
15   /*@ open stack(stack, values);
16   struct node *n = stack→head;
17   struct node *m = 0;
18   /*@ close nodes(m, nil<void *>);
19   /*@ append_nil<void *>(reverse<void *>(values));
20   while (n != 0)
21     /*@
22     invariant
23       nodes(m, ?values1) && nodes(n, ?values2) &&
24       reverse<void *>(values) ==
25       append<void *>(reverse<void *>(values2), values1);
26     @*/
27   {
28     /*@ open nodes(n, values2);
29     struct node *next = n→next;
30     /*@ assert nodes(next, ?values2tail) && n→value |→ ?value;
31     n→next = m;
32     m = n;
33     n = next;
34     /*@ close nodes(m, cons<void *>(value, values1));
35     /*@ append_assoc<void *>(reverse<void *>(values2tail),
36     cons<void *>(value, nil<void *>), values1);
37   }
38   /*@ open nodes(n, _);
39   stack→head = m;
40   /*@ close stack(stack, reverse<void *>(values));
41 }

```

Figure 19: An examples of VeriFast

obligations. This approach not only guarantees formal soundness but also empowers users to extend verification capabilities without requiring deep expertise in separation logic metatheory.

```

1 void LOS_ListHeadInsert(LOS_DL_LIST *list, LOS_DL_LIST *node)
2 /*@ With (l: list Z)(a: Z)
3   Require node -> pstData == a && store_dll(list,l) *
4     has_permission(&(node -> pstPrev)) *
5     has_permission(&(node -> pstNext))
6   Ensure store_dll(list,cons(a, l))
7 */
8 {
9   /*@ store_dll(list,l)
10     which implies
11       exists next,
12       list -> pstNext == next &&
13       next -> pstPrev == list &&
14       dllseg_shift_rev(next,list,l)
15   */
16   LOS_ListAdd(list,node);
17 }

```

Figure 20: Annotations for LOS_ListHeadInsert.

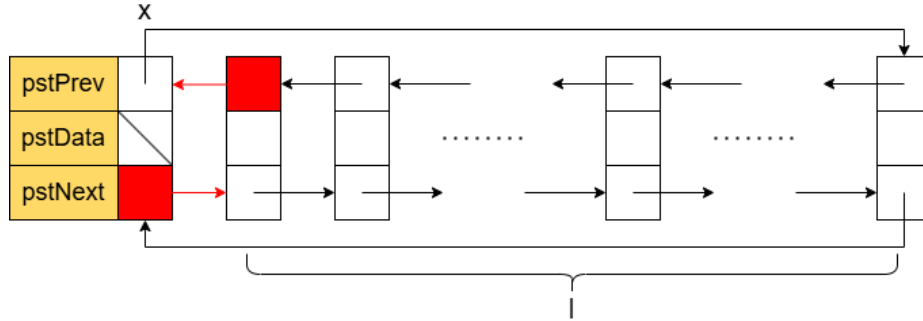


Figure 21: The definition of predicate `dllseg_shift_rev`. This predicate represents the memory structure depicted by the white area in the figure, which corresponds to the `store_dll` structure excluding the red-highlighted portions.

Priority	r	$::= n$
Pattern term	\hat{t}	$::= n \mid ?x \mid x \mid \mathbf{field_addr}(\hat{t}, field) \mid f(\hat{t}_1, \hat{t}_2, \dots)$
Pattern pure formula	\hat{p}	$::= \hat{t}_1 == \hat{t}_2 \mid \sim \hat{p} \mid \hat{p}_1 \oplus \hat{p}_2 \mid P(\hat{t}_1, \hat{t}_2, \dots)$
Pattern spatial formula	\hat{s}	$::= \mathbf{emp} \mid \mathbf{data_at}(\hat{t}_1, \hat{t}_2) \mid A(\hat{t}_1, \hat{t}_2, \dots)$
Pattern formula	\hat{f}	$::= \hat{p} \mid \hat{s}$
Left pattern	q_l	$::= \hat{f} \text{ at } n$
Right pattern	q_r	$::= \text{exists } x, q_r \mid \hat{f} \text{ at } n$
Pattern	q	$::= \text{left: } q_l \mid \text{right: } q_r$
Check	c	$::= \mathbf{left_absent}(p) \mid \mathbf{right_absent}(p) \mid \mathbf{infer}(p)$
Operation	o	$::= \mathbf{left_add}(f) \mid \mathbf{right_add}(f) \mid \mathbf{left_erase}(n) \mid \mathbf{right_erase}(n) \mid \mathbf{forall_add}(x) \mid \mathbf{right_exist_add}(x)$
Action	a	$::= \mathbf{o} \mid \mathbf{instantiate}(x \rightarrow t)$
Strategy	S	$::= \text{priority: } r$ \mathbf{q} $\text{check: } \mathbf{c}$ $\text{action: } \mathbf{a}$
Program	$Prog$	$::= \mathbf{S}$

Figure 22: Syntax of Stellis

Figure 22 presents the formal syntax of Stellis. The figure and its accompanying description are from the original Stellis paper [1]. An Stellis program $Prog$ consists of a sequence of strategies \mathbf{S} . A strategy S has the following four elements:

1. A priority r , specified using the **priority** label.
2. A sequence of patterns \mathbf{q} .
3. A sequence of checks \mathbf{c} , denoted by the **check** label.
4. An action \mathbf{a} , indicated by the **action** label.

The pattern part is used to identify specific formulas on both sides of the entailment. For right patterns, a pattern variable x may be constrained to bind an existential variable in the entailment via the syntax “exists x, q_r ”. The pattern formula \hat{f} follows the same syntactic structure as the formula f in the entailment, except that \hat{f} may contain $?x$, which introduce new pattern variables to bind to terms t in the entailment.

The check part ensures the entailment satisfies specific constraints. For example, **left_absent**(p) confirms the absence of a pure formula p in the antecedent, while **infer**(p) invokes an SMT solver to determine whether a pure fact p can be inferred from the antecedent.

The action part consists of two types: a sequence of operations \mathbf{o} that manipulates the entailment by adding, removing, or introducing fresh variables, and **instantiate**($x \rightarrow t$), which instantiates an existential variable x with a term t .

D Example: RefinedC examples

This example in Fig 23 is adapted from page 5 of the RefinedC paper [19]. The complexity of RefinedC's annotations for C programmers is evident without further explanation.

```

1 typedef struct
2 [[rc::refined_by("s: {gmultiset nat}")]]
3 [[rc::ptr_type("chunks_t:"
4               "{s ≠ ∅} @ optional<&own<...>, null>")]]
5 [[rc::exists ("n: nat", "tail: {gmultiset nat}")]]
6 [[rc::size ("n")]]
7 [[rc::constraints("{s = {[n]} ∪ tail}",
8                  "{∀ k, k ∈ tail → n ≤ k}")]]
9 chunk {
10  [[rc::field("n @ int<size_t>")]] size_t size;
11  [[rc::field("tail @ chunks_t")]] struct chunk* next;
12 }* chunks_t;
13
14 [[rc::parameters("s:{gmultiset nat}", "p:loc", "n:nat")]]
15 [[rc::args("p @ &own<s @ chunks_t>", "&own<uninit<n>>",
16           "n @ int<size_t>")]]
17 [[rc::requires("{sizeof(struct_chunk) ≤ n}")]]
18 [[rc::ensures ("own p: {[n]} ∪ s} @ chunks_t")]]
19 [[rc::tactics ("all: multiset_solver.")]]
20 void free(chunks_t* list, void* data, size_t sz) {
21  chunks_t* cur = list;
22  [[rc::exists ("cp: loc", "cs: {gmultiset nat}")]]
23  [[rc::inv_vars("cur: cp @ &own<cs @ chunks_t>")]]
24  [[rc::inv_vars("list:"
25                "p @ &own<wand<{cp ↦ ([n]} ∪ cs) @ chunks_t>,"
26                "{[n]} ∪ s} @ chunks_t>>")]]
27  while(*cur != NULL) {
28    if(sz ≤ (*cur)->size) break;
29    cur = &(*cur)->next;
30  }
31  chunks_t entry = data;
32  entry->size = sz; entry->next = *cur;
33  *cur = entry;
34 }

```

Figure 23: An examples of RefinedC