

Pyramid Sparse Transformer: Efficient Multi-Scale Feature Fusion with Dynamic Token Selection

Junyi Hu¹ Tian Bai^{2*} Fengyi Wu^{2*} Zhenming Peng² Yi Zhang¹

¹Department of Automation, Tsinghua University

²School of Information and Communication Engineering, UESTC

Abstract

Feature fusion is critical for high-performance vision models but often incurs prohibitive complexity. However, prevailing attention-based fusion methods often involve significant computational complexity and implementation challenges, limiting their efficiency in resource-constrained environments. To address these issues, we introduce the Pyramid Sparse Transformer (PST), a lightweight, plug-and-play module that integrates coarse-to-fine token selection and shared attention parameters to reduce computation while preserving spatial detail. PST can be trained using only coarse attention and seamlessly activated at inference for further accuracy gains without retraining. When added to state-of-the-art real-time detection models, such as YOLOv11-N/S/M, PST yields mAP improvements of 0.9%, 0.5%, and 0.4% on MS COCO with minimal latency impact. Likewise, embedding PST into ResNet-18/50/101 as backbones, boosts ImageNet top-1 accuracy by 6.5%, 1.7%, and 1.0%, respectively. These results demonstrate PST’s effectiveness as a simple, hardware-friendly enhancement for both detection and classification tasks. Our code is available at [here](#).

1 Introduction

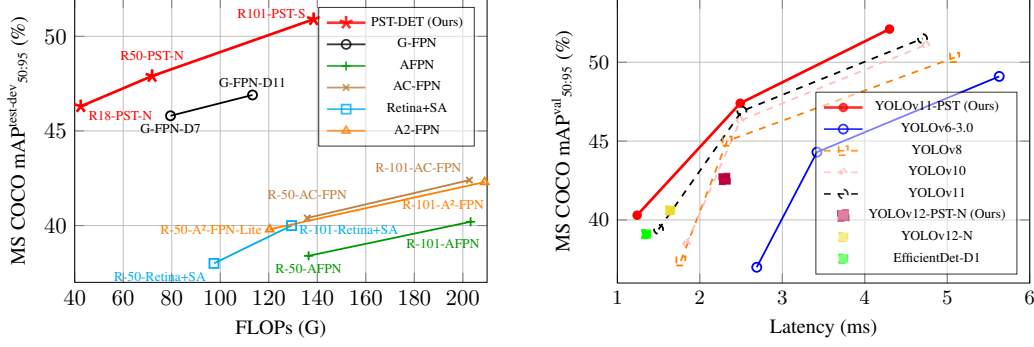
Feature fusion, combining features across layers or branches, is a fundamental component of modern visual architectures. Transformer-based [41] and CNN-based [7] models alike have demonstrated that content-adaptive attention mechanisms substantially outperform fixed convolutional schemes by processing image features as dynamic token sequences [13, 28, 18]. In the LLM/VLM era, tokenizing images into patches or latent vectors has enabled direct transfer of NLP techniques to vision tasks [31, 23, 19], while also facilitating precise vision–language alignment for image editing [32, 17] and multimodal understanding [27]. Consequently, Transformer-based backbones and heads now dominate state-of-the-art models in recognition, detection, and segmentation [41, 13, 28].

Despite their representational power, existing attention-based fusion schemes (e.g. FPN [25], A²-FPN [16], Deformable DETR [55]) incur high FLOPs, irregular memory access, and engineering complexity. Sparse or low-rank approximations reduce theoretical cost but often break hardware-friendly dataflows [5, 49]. Even sophisticated libraries (FlashAttention [8], SageAttention [52]) must fuse kernels and tile I/O to recoup performance, yet they still operate on dense token grids.

This motivates the question: *Can we design a plug-and-play Transformer module for visual feature fusion that (i) lightweight but state-of-the-art performance, (ii) drastically reduces complexity, (iii) preserves spatial fidelity, and (iv) training–inference flexibility?*

To address these challenges, we propose the **Pyramid Sparse Transformer (PST)**, a hierarchical fusion architecture that achieves efficient cross-scale feature integration while maintaining computational efficiency. Our key technical contributions are:

*Equal contribution.



(a) Comparisons with other attention based FPN methods on MS COCO test-dev set. Our PST achieves significant performance improvements with remarkably low complexity design.

(b) Comparisons with other real-time object detection methods on MS COCO validation set. Integrated high-performance attention kernel, our PST can achieve SOTA results with lower latency.

Figure 1: Comparison with others in FLOPs-accuracy (left) and Latency-accuracy (right) trade-offs.

- We introduce a novel hierarchical attention mechanism that combines coarse-grained global context with fine-grained local details through a two-stage process:
 - A cross-layer coarse attention stage that leverages higher-level feature maps as $\{K, V\}$ pairs to attend over finer queries, reducing computational complexity from $\mathcal{O}(N^2)$ to $\frac{1}{4}\mathcal{O}(N^2)$.
 - A sparse fine attention stage that selectively processes the most informative regions identified by top- k coarse Q-K similarities, where each selected region corresponds to a 2×2 patch in the original feature map, achieving $\mathcal{O}(4Nk)$ complexity.
- We develop an efficient parameter sharing scheme that enables training with only the coarse branch while allowing flexible activation of fine attention during inference, providing adaptable accuracy-efficiency trade-offs.
- We design the entire architecture to be extremely lightweight, using parameters equivalent to only a 4×4 convolution, making it highly practical for real-world applications.

Extensive experiments demonstrate that PST serves as an effective plug-and-play component that can seamlessly replace FPN in detection heads or integrate into various backbone architectures including ResNet [15] and YOLO [14, 20]. Our method consistently improves performance across different model scales, achieving at least 0.4% mAP gains on COCO [26] and enhanced top-1 accuracy on ImageNet [9], while introducing minimal computational overhead.

2 Related Work

2.1 Vision Transformers for Multi-Scale Feature Fusion

Transformer architectures have revolutionized computer vision by modeling global dependencies and long-range interactions. Vision Transformers (ViT) [12] treat images as sequences of patches and excel at image classification, but their fixed patch sizes limit multi-scale representation crucial for detection and segmentation tasks. To address this, hierarchical designs such as Swin Transformer [28] and Pyramid Vision Transformer (PVT) [46, 47] adopt multi-stage architectures with spatial reduction mechanisms. Further innovations like T2T-ViT [50] and CSWin Transformer [10] enhance local context modeling and multi-scale feature aggregation through specialized attention patterns.

In parallel, feature fusion architectures like FPN[25] remain essential for integrating semantics from different depths. Variants such as A²-FPN [16], AC-FPN [1], G-FPN[38], and BiFPN [37] augment the original design with attention mechanisms or enhanced connectivity for improved cross-scale feature refinement. These designs balance efficiency and representational richness, forming the backbone of many detection pipelines.

In the YOLO series, targeted attention modules have been integrated to enhance multi-scale feature fusion. YOLOv11 [20] introduces the Cross Stage Partial with Spatial Attention (C2PSA) block, which applies spatial attention over concatenated feature maps to emphasize salient regions-particularly small or occluded objects-without substantially increasing computational cost. YOLOv12

[40] leverages an Area Attention mechanism that partitions feature maps into regions to preserve a large effective receptive field, alongside FlashAttention integration to optimize memory access and sustain real-time throughput. These advancements illustrate that judiciously designed attention can yield significant accuracy gains at minimal speed penalty, underscoring the need for even lighter, plug-and-play modules such as our PST.

2.2 Efficient and Dynamic Attention Mechanisms in Vision Tasks

The high computational cost of standard self-attention has motivated the design of efficient attention variants. The sparse attention model, like MSVi-Longformer [53], restricts attention patterns to reduce complexity. Additionally, the Sparse Attention Block [3] aggregates contextual information using sparse attention to focus on semantically rich regions. Deformable DETR [55] samples from sparse reference points to accelerate dense prediction. Linear attention approximations [5, 35] and GPU-optimized kernels like FlashAttention [8] further enhance scalability for high-resolution inputs.

Dynamic token selection offers another route to efficiency. Methods like TokenLearner [34] and DynamicViT [33] prune tokens based on learned importance, improving computation-per-performance trade-offs. However, many of these strategies require additional supervisory signals or complex architectural changes. Meanwhile, in the coarse-to-fine hierarchical attention mechanism, a dynamic token selection strategy is generally constructed in the fine part. QuadTree Attention [39] first constructs a quadtree token pyramid and, at each level, selects top- k regions based on coarse attention scores to guide finer-grained attention. Building on this idea, CF-ViT [4] employs a two-stage inference: an initial pass over a small set of coarse patches for rapid prediction, followed by re-partitioning and re-attention on only the most informative patches.

In contrast, our PST module adopts a top- k token selection strategy to dynamically identify informative regions with no training overhead. It features parameter sharing between coarse and fine attention branches, enabling the model to be trained with only the coarse attention active. During inference, fine attention can be activated for a seamless accuracy boost without altering the trained parameters. This design offers a unique trade-off: simplicity during training and enhanced precision during inference. Combined with its modularity and efficiency, PST presents a practical and powerful alternative to existing attention-based feature fusion mechanisms.

3 Methodology

3.1 Module Architecture

As is well established in deep learning, high-level feature representations encode a compact summary of lower-level details, reflecting the hierarchical abstraction process in convolutional and attention-based networks [51, 2]. Building on this insight, one can leverage high-level activations to identify and select the most salient low-level tokens, thereby providing targeted local feature enhancement. To preserve contextual integrity and information completeness, these refined local features are then complemented by a global feature, ensuring both fine-grained detail and holistic scene understanding.

Based on this consensus, we proposed Pyramid Sparse Transformer. Figure 2 presents the architecture of the PST, which departs from standard self-attention, where Q, K, V originate from the same feature map [41, 13] and instead employs cross-attention: high-level features serve as K, V for queries Q drawn from lower-level maps, leveraging hierarchical image semantics to guide fine-grained fusion [46]. By allowing semantically rich high-level tokens to steer attention over lower-level details, PST enhances context alignment and discriminative power while reducing token interactions.

We further inject a Convolutional Positional Encoding (CPE) module—adopted from CvT [48]—in place of traditional learnable or sinusoidal embeddings. Specifically, we apply a 7×7 depthwise convolution [6, 40] to each feature map after attention.

Coarse-to-Fine Feature Selection: To control computation, PSA selects features in a coarse-to-fine paradigm: the coarse attention computes $QK^\top / \sqrt{d_k}$ over the downsampled feature, then averages each query’s similarity scores and selects the top- k key-value tokens in the finer map. By attending only to these $4k$ fine tokens, PST reduces complexity from $\mathcal{O}(N^2)$ to $\frac{1}{4}\mathcal{O}(N^2) + \mathcal{O}(4Nk)$. We share all attention parameters between coarse and refined stages, so training can omit the fine branch and inference can enable it without retraining.

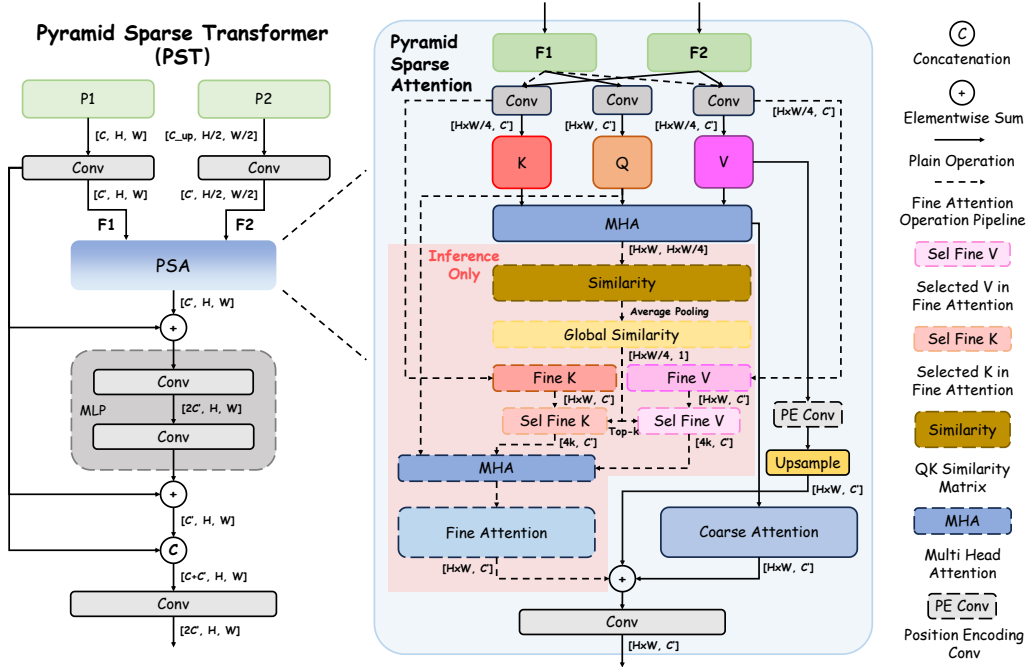


Figure 2: **Overview** of the Pyramid Sparse Transformer. **Left:** PST takes two adjacent feature maps as inputs and replaces standard attention with our Pyramid Sparse Attention (PSA) block. Drawing on the hardware friendliness and efficient design of EfficientFormer [24], all Linear and LayerNorm layers are substituted with 1×1 Convs followed by BatchNorm. Additionally, the concluding feature concatenation leverages insights from well-established architectures such as CSPNet [43], ELAN [45], and C3K2 [44], renowned for their robust feature aggregation capabilities as demonstrated in prior empirical studies. **Right:** PSA first applies a cross-layer coarse attention, then selects the top- k fine tokens to perform sparse refined attention and sums both outputs.

For different model sizes (N, S, M), the channel dimension C' scales in a 1:2:4 ratio (capped at 2048), and the number of heads is $C'/32$. Unless otherwise noted, we set $k = 8$ and only consider similarity scores above 10^{-6} .

Concretely, ignoring batch size and number of heads, given two adjacent feature maps $X \in \mathbb{R}^{C' \times H \times W}$ and $U \in \mathbb{R}^{C' \times \frac{H}{2} \times \frac{W}{2}}$, we compute:

$$Q = \text{Conv1x1}(X), \quad K = \text{Conv1x1}(U), \quad V = \text{Conv1x1}(U). \quad (1)$$

The *coarse attention* output is:

$$O_{\text{coarse}} = \text{softmax}\left(QK^\top / \sqrt{d_k}\right)V, \quad (2)$$

which reduces token interactions from $\mathcal{O}(N^2)$ to $\frac{1}{4}\mathcal{O}(N^2)$ since $|U| = HW/4 = N/4$. We then derive a global similarity score per key by averaging each row of the attention matrix:

$$s = \text{mean}\left(\text{softmax}(QK^\top / \sqrt{d_k})\right) \in \mathbb{R}^{N/4}, \quad (3)$$

and select the top- k indices \mathcal{I} such that s_i is maximal (with $k = 8$ by default and threshold $> 10^{-6}$). These indices are mapped to the finer grid yielding $4k$ fine tokens in X , from which we gather

$$K_{\text{fine}}^{\text{sel}}, V_{\text{fine}}^{\text{sel}} = \text{gather}(K_{\text{fine}}, \mathcal{I}), \text{gather}(V_{\text{fine}}, \mathcal{I}). \quad (4)$$

The *refined attention* is then:

$$O_{\text{fine}} = \text{softmax}\left(Q(K_{\text{fine}}^{\text{sel}})^\top / \sqrt{d_k}\right)V_{\text{fine}}^{\text{sel}}. \quad (5)$$

Parameter Sharing: Finally, sharing parameters between both stages, we fuse outputs:

$$O = \text{Conv1x1}(O_{\text{coarse}} + O_{\text{fine}} + \underbrace{\text{Upsample}(\text{DConv7x7}(V))}_{\text{CPE}}). \quad (6)$$

By combining cross-layer coarse attention with sparse fine attention, PST achieves an overall complexity of $\frac{1}{4}\mathcal{O}(N^2) + \mathcal{O}(4Nk)$, while retaining the spatial inductive bias and simplicity of a

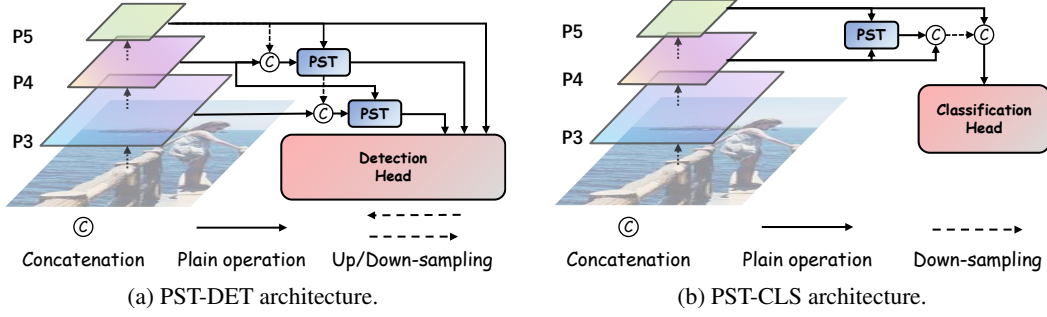


Figure 3: Individual framework of downstream tasks for detection and classification with our PST.

plug-and-play convolutional module. The whole architecture relies only on standard convolutions and attention, which can achieve extreme computing efficiency by seamlessly integrating the highly optimized computing library on modern accelerators.

The learnable components of the entire PST module comprise ten 1×1 convolutional layers each paired with BatchNorm. The total number of parameters is determined by the input feature channel counts C , the upper-level feature channels C_{up} , and the token embedding dimension C' , as follows:

$$\begin{aligned}
 & \underbrace{CC' + C_{up}C'}_{2 \text{ input convs}} + \underbrace{4C'^2}_{MLP} + \underbrace{3C'^2}_{QKV \text{ convs}} + \underbrace{49C'}_{PE \text{ dconv}} + \underbrace{C'^2}_{end \text{ PSA}} + \underbrace{2(C + C')C'}_{end \text{ PST}} + \underbrace{12C'}_{all \text{ BNs}} \\
 & = 10C'^2 + (C_{up} + 3C + 61)C' \stackrel{\text{empirically}}{\approx} 16C'^2.
 \end{aligned}$$

It is evident that PST is a lightweight design, with a parameter footprint approximately equivalent to that of a single 4×4 convolution.

3.2 PST-DET Structure

The PST-DET structure, illustrated as Figure 3a, modifies the traditional FPN by integrating PST modules as plugins. In this architecture, the original convolutional layers within the FPN are replaced with PST modules, which process concatenated features from pyramid levels P3, P4, and P5. These modules adapt to the input through upsampling and downsampling operations, ensuring compatibility with varying feature resolutions. The refined features are subsequently fed into the detection head, enabling robust object detection across multiple scales. This plug-and-play design seamlessly enhances the FPN framework by leveraging PST’s cross-attention capabilities.

3.3 PST-CLS Structure

The PST-CLS structure, depicted in Figure 3b, employs PST to fuse high-level features from P4 and P5 layers, acting as a plugin positioned after the backbone network. By integrating these semantically rich features through the PST module, the architecture captures comprehensive contextual information, which is then passed to the classification head. This straightforward integration enhances classification accuracy without necessitating extensive modifications to the existing backbone, demonstrating PST’s versatility and effectiveness as a feature fusion enhancer.

4 Experiment

4.1 Setup

To evaluate the effectiveness of the proposed PST for feature fusion, we conduct experiments on object detection and image classification tasks. The experimental configurations are outlined below. All models are trained and tested on $8 \times$ NVIDIA RTX 4090 GPUs.

Detection Task: We validate our method on the MS COCO 2017 dataset [26]. The detection experiments are split into two parts. The first part uses ResNet-18, ResNet-50, and ResNet-101 as backbone networks, integrating the PST-DET structure, and compares its performance against other attention-based Feature Pyramid Network (FPN) methods with the same backbones. The second part focuses on real-time detection, employing YOLOv11 variants (Nano, Small, Medium), where the

Table 1: **Comparison with popular state-of-the-art Attention FPN based object detectors on MS COCO 2017 test-dev set. All results are obtained using 640×640 inputs.** *Indicates that the data has not been disclosed publicly and is derived from the description in the corresponding paper.

Method	FLOPs (G)	#Param. (M)	$AP_{50:95}^{test-dev}$ (%)	$AP_{50}^{test-dev}$ (%)	$AP_{75}^{test-dev}$ (%)
R-50-Retina+SA [3]	97.4	38.6	38.0	58.7	40.5
R-50-AFPN [30]	136.4*	46.9*	38.4	61.1	41.9
R-50-A ² -FPN-Lite [16]	120.4*	44.5*	39.8	62.3	43.4
R-50-AC-FPN [1]	135.9*	44.7*	40.4	63.0	44.0
Generalized-FPN-D7 [38]	79.5	4.54*	45.8	-	-
R-18-PST-N(Ours)	42.5	16.4	46.3	63.7	49.6
R-50-PST-N(Ours)	71.9	26.0	47.9	65.3	51.8
R-101-Retina+SA [3]	129.44	58.5	40.0	60.0	42.9
R-101-AFPN [30]	203.2*	64.7*	40.2	62.5	43.6
R-101-A ² -FPN [16]	209.0*	62.5*	42.8	65.2	47.0
R-101-AC-FPN [1]	202.7*	62.5*	42.4	65.1	46.2
Generalized-FPN-D11 [38]	113.3	7.2*	46.9	-	-
R-101-PST-S(Ours)	138.5	49.9	50.9	68.1	55.7

Table 2: **Comparison with popular state-of-the-art real-time object detectors on MS COCO 2017 validation set. All results are obtained using 640×640 inputs.** The absence of YOLOv12-PST-S/M data stems from the inability of models trained on these variants to converge, a convergence issue that has also been reported in the original YOLOv12 framework, especially in the classification task. †Indicates that the attention kernel is implemented by FlashAttention.

Method	FLOPs (G)	#Param. (M)	$AP_{50:95}^{test-dev}$ (%)	$AP_{50}^{test-dev}$ (%)	$AP_{75}^{test-dev}$ (%)	Latency (ms)
YOLOv6-3.0-N [22]	11.4	4.7	37.0	52.7	-	2.69
YOLOv8-N [14]	8.7	3.2	37.4	52.6	40.5	1.77
YOLOv10-N [42]	6.7	2.3	38.5	53.8	41.7	1.84
EfficientDet-D1 [37]	6.1	6.6	39.1	-	-	1.35
YOLOv11-N [20]	6.5	2.6	39.4	55.3	42.8	1.5
YOLOv11-PST-N(Ours)	10.1	2.8	40.3	56.0	43.3	1.24†
YOLOv12-N [40]	6.5	2.6	40.6	56.7	43.8	1.64†
YOLOv12-PST-N(Ours)	15.8	4.3	42.6	59.8	46.1	2.3†
YOLOv6-3.0-S [22]	45.3	18.5	44.3	61.2	-	3.42
YOLOv8-S [14]	28.6	11.2	45.0	61.8	48.7	2.33
RT-DETR-R18 [54]	60.0	20.0	46.5	63.8	-	4.58
YOLOv10-S [42]	21.6	7.2	46.3	63.0	50.4	2.49
YOLOv11-S [20]	21.5	9.4	46.9	63.9	50.6	2.5
YOLOv11-PST-S(Ours)	21.0	9.3	47.4	64.5	51.3	2.5†
YOLOv6-3.0-M [22]	85.8	34.9	49.1	66.1	-	5.63
YOLOv8-M [14]	78.9	25.9	50.3	67.2	54.7	5.09
RT-DETR-R34 [54]	100.0	36.0	48.9	66.8	-	6.32
RT-DETRv2-R34 [29]	100.0	36.0	49.9	67.5	-	6.32
YOLOv10-M [42]	59.1	15.4	51.1	68.1	55.8	4.74
YOLOv11-M [20]	68.0	20.1	51.5	68.5	55.7	4.7
YOLOv11-PST-M(Ours)	65.9	19.5	52.1	69.5	56.7	4.3†

head is replaced with the PST architecture, benchmarked against state-of-the-art real-time detection frameworks. All models are trained for 600 epochs using the SGD optimizer with an initial learning rate of 0.01, consistent with YOLOv11 [20].

Classification Task: For classification, we assess the PST-CLS architecture using ResNet-18, ResNet-50, and ResNet-101 as backbones. We also explore lightweight configurations with YOLOv11-cls variants (Nano and Small), replacing the P4 and P5 layer feature fusion structures with PST-CLS. Training is performed on the ImageNet dataset for 200 epochs using SGD with a momentum of 0.9, a learning rate of 0.1, and a batch size of 256. Performance is measured using top-1 and top-5 accuracy.

4.2 Detection Experiments

For ResNet-based detectors, as shown in Table 1, PST-DET consistently outperforms attention-based FPN methods across low- and high-FLOPs scales. With ResNet-18 + PST-N, an mAP of 46.3% is achieved, surpassing R-50-AFPN (38.4%) and R-50-A²-FPN-Lite (39.8%) despite a lighter backbone, with AP75 reaching 49.6% (vs. 41.9% and 43.4%). At higher FLOPs, ResNet-101 + PST-S achieves an mAP of 50.9%, significantly exceeding R-101-AFPN (40.2%) and R-101-A²-FPN (42.8%), with AP50 at 68.1%. These results demonstrate PST’s superior multi-scale feature fusion, emphasizing its effectiveness over heavier backbones alone. Figure 1a gives a more intuitive visual comparison.

For real-time detection, we compare PST-enhanced YOLOv11 models against baselines and other state-of-the-art detectors on the COCO 2017 validation set, as shown in Table 2. YOLOv11-PST-N achieves an mAP of 40.3%, outperforming YOLOv11-N (39.4%) with a latency of 1.24 ms




Figure 4: Feature heatmaps of YOLOv8-N, YOLOv11-N, and YOLOv11-PST-N Models on COCO val2017. Compared to SOTAs, our PST shows a purer and cleaner features. [Zoom in for a better view]




Figure 5: Comparison of object detection results between YOLOv8-N, YOLOv11-N and YOLOv11-PST-N on COCO val2017. It can be observed that our PST based method can detect more correct instances with higher scores than other SOTAs. [Zoom in for a better view]

using FlashAttention. YOLOv11-PST-S and YOLOv11-PST-M reach mAPs of 47.4% and 52.1%, respectively, surpassing YOLOv11-S (46.9%) and YOLOv11-M (51.5%) with comparable or lower FLOPs. These improvements validate PST’s ability to enhance accuracy and efficiency in real-time settings. Figure 1b gives a more intuitive visual comparison.

Figure 4 compares feature heatmaps from YOLOv8-N, YOLOv11-N, and YOLOv11-PST-N. Each row shows an input image followed by the three models’ heatmaps (blue→yellow denotes activation strength). Across varied scenes, PST-enhanced heatmaps appear cleaner and more focused: global coarse attention suppresses irrelevant regions, while fine attention pinpoints precise activations under that guidance.

4.3 Classification Experiments

We also validate PST as a plug-in for classification (PST-CLS) on ImageNet using ResNet-18/50/101 and lightweight YOLOv11-cls backbones (Table 3). Across all architectures, integrating PST yields consistent accuracy gains over the corresponding baselines—for example, ResNet-18 improves by around 6%, ResNet-50 and ResNet-101 by 1–2%, and YOLOv11-cls variants by approximately 1%

Table 3: **Comparison with popular state-of-the-art image classifiers on the ImageNet dataset.** All results are obtained using 224×224 inputs.

Method	FLOPs (G)	#Param. (M)	Top1-Acc (%)	Top5-Acc (%)
YOLOv8-cls-N [14]	4.9	2.7	69.0	88.3
YOLOv11-cls-N [20]	5.3	1.6	70.0	89.4
YOLOv11-cls-PST-N(Ours)	4.9	3.5	70.9	89.6
EfficientNet-B0 [36]	3.9	5.3	77.1	93.3
R-18 [15]	42	17.9	68.5	-
R-18-PST-N(Ours)	43	19.6	75.0	92.5
PVTv2-b1 [47]	21	13.1	78.7	-
YOLOv8-cls-S [14]	17	6.4	73.8	91.7
YOLOv11-cls-S [20]	16	5.5	75.4	92.7
YOLOv11-cls-PST-S(Ours)	19	11.5	76.2	93.0
R-50 [15]	71	27.4	76.2	-
R-50-PST-N	72	29.2	77.9	94.0
Swin-T [28]	45	28.3	81.2	-
PVTv2-b2 [47]	40	25.4	82.0	-
R-101 [15]	132	46.4	77.4	-
R-101-PST-S	140	54.4	78.4	94.1
ViT-B [11]	176	86.6	77.9	-
Swin-S [28]	87	49.6	83.1	-
Swin-B [28]	154	87.8	83.4	-

Table 4: **Ablation studies.** We only show the factor(s) to be diagnosed in each subtable to save space. The default parameters are (unless otherwise specified): training for 600 epochs from scratch, using YOLOv11-PST-N model on MS COCO 2017 dataset.

Top-k	$AP_{50:95}^{val}$	Latency	Num.	$AP_{50:95}^{val}$	Latency	SG	AP^{val} (N)	AP^{val} (S)
0	40.2	1.21	1	40.3	1.24	w self-gating	40.0	46.2
8	40.3	1.24	2	39.8	2.17	w/o self-gating	40.3	47.4
16	39.5	1.50	4	39.6	3.65	(c) Self-Gating mechanism.		
32	38.9	1.94	6	39.6	6.17			
(a) Number of Top-k			(b) PSA Stacked Design					
Lin-Atten	$AP_{50:95}^{val}$	Latency	Method	$AP_{50:95}^{val}$	Latency	Kernel	Latency (N)	Latency (S)
Standard	40.2	1.21	w	40.3	1.24	Naive	1.94	4.62
Linear-ReLU	38.5	1.21	w/o	40.3	1.24	FA	1.24	2.50
Linear	NaN	1.21	(e) Parameter Sharing			SA	1.21	2.33
(d) Linear Attention						(f) Attention Kernel		

in top-1 accuracy. These results demonstrate that PST can enhance both heavy and lightweight backbones with minimal overhead, offering a favorable accuracy–efficiency trade-off without requiring a specialized backbone design.

4.4 Ablation Study

To assess the contributions of key components in the PST, we conduct ablation experiments on the COCO 2017 dataset, focusing on the detection task using the YOLOv11-PST-N model. The experiments evaluate the effects of top- k selection, PSA stacked design, self-gating mechanism, linear attention variants, parameter sharing, and attention kernel types. Results are summarized in Table 4, with bold entries indicating the best-performing configurations.

Top- k Selection: An intriguing finding is that replacing top- k with Gumbel-Softmax soft top- k [33] and enabling fine attention during training resulted in significant training difficulties and a precision drop exceeding 5%. Consequently, Table 4a presents results with fine attention enabled solely during the inference phase, it shows that a top- k value of 8 achieves the highest $AP_{50:95}$ of 40.3% with a latency of 1.24 ms. Increasing top- k to 16 and 32 reduces $AP_{50:95}$ to 39.5% and 38.9%, respectively, while significantly increasing latency to 1.50 ms and 1.94 ms. This indicates that selecting a moderate number of top- k tokens (e.g., 8) optimizes both accuracy and efficiency, whereas larger values introduce computational overhead without performance gains.

PSA Stacked Design: The PSA stacked structure operates such that the query (Q) of a PSA module receives input from the previous PSA layer, while the key (K) and value (V) remain consistent across all PSA modules. Finally, the outputs of all PSA modules are concatenated for subsequent

processing. Table 4b reveals that a single PSA stage yields the best $AP_{50:95}$ of 40.3% with the lowest latency of 1.24 ms. Stacking additional stages (2, 4, 6) decreases $AP_{50:95}$ to 39.8% and 39.6% while dramatically increasing latency to 2.17 ms, 3.65 ms, and 6.17 ms, respectively. This suggests that a single PSA stage is sufficient for effective feature fusion, and additional stages introduce redundancy and computational burden without enhancing accuracy.

Self-Gating Mechanism: Following the inspiration of NSA [49], the self-gating mechanism is designed to fuse coarse and fine attention outputs using a gating tensor. Given coarse out O_{coarse} and refined out $O_{refined}$ with the same shape, we concatenate them and apply a 1D convolution followed by a sigmoid layer $\sigma(\cdot)$:

$$g = \sigma(\text{Conv1d}(\text{Concat}(O_{coarse}, O_{fine}))). \quad (7)$$

Thus, the final output is:

$$O = \text{Conv1x1}(g \cdot O_{fine} + (1 - g) \cdot O_{coarse} + \text{Upsample}(\text{DConv7x7}(V))). \quad (8)$$

Table 4c demonstrates that disabling the self-gating mechanism improves AP_{val} for both Nano (N) and Small (S) models, achieving 40.3% and 47.4%, respectively, compared to 40.0% and 46.2% with gating enabled. This indicates that the self-gating mechanism may introduce unnecessary complexity, slightly degrading performance.

Linear Attention Variants: To explore lighter models, we investigated replacing the standard MHA with Linear Attention [21] (noting that this operation renders fine attention computation infeasible). We compared the original Linear Attention, Linear Attention with the activation function replaced by ReLU, and standard MHA with top- k set to 0. Table 4d shows that the standard linear attention variant achieves the best $AP_{50:95}$ of 40.3%, while the Linear-ReLU variant drops to 38.5%, and the Linear-ELU+1 variant fails to converge (NaN). This highlights the stability and effectiveness of the standard attention mechanism in PST.

Parameter Sharing: In the design of PSA, both coarse attention and fine attention share the same set of convolutions to compute the key and value. Here, we compare this with the scenario where they are computed separately. Table 4e indicates that parameter sharing between coarse and fine attention stages does not affect $AP_{50:95}$ (40.3% for both shared and unshared settings) or latency (1.24 ms). However, parameter sharing reduces the model’s parameter count and training complexity, making it a favorable design choice without sacrificing performance.

Attention Kernel: Table 4f compares different attention kernels, with SageAttention (SA) achieving the lowest latency of 1.21 ms for Nano and 2.33 ms for Small models, outperforming Naive PyTorch (1.94 ms and 4.62 ms) and FlashAttention (FA) (1.24 ms and 2.50 ms). This underscores the efficiency of SageAttention in reducing computational overhead while maintaining accuracy.

5 Conclusion

We introduce the Pyramid Sparse Transformer (PST), a novel architecture that enhances multi-scale feature fusion through cross-attention-guided mechanisms and dynamic token selection. PST leverages coarse-to-fine attention strategies and parameter sharing to efficiently integrate multi-scale features, optimizing both computational efficiency and performance. By replacing traditional self-attention with cross-attention and incorporating 1×1 convolutions, PST effectively captures hierarchical dependencies across feature levels. When integrated with various backbone networks and applied to object detection (PST-DET) and image classification (PST-CLS) frameworks, PST consistently outperforms baseline methods, achieving significant improvements in accuracy on the COCO and ImageNet datasets. These results validate PST’s ability to deliver robust feature fusion, making it a versatile and efficient solution for a wide range of vision tasks.

6 Limitations

The Pyramid Sparse Transformer demonstrates notable improvements in multi-scale feature fusion but faces several limitations. First, regarding the top- k selection strategy, one might intuitively expect that enabling fine attention during training would yield better results; however, this is not the case, suggesting underlying mechanisms that warrant further exploration. Additionally, the default top- k value of 8 is largely empirical in nature. Also, PST benefits from optimized libraries like FlashAttention or SageAttention, which require modern GPUs, potentially limiting accessibility.

References

- [1] J Cao, Q Chen, J Guo, and R Shi. Attention-guided context feature pyramid network for object detection. arxiv 2020. *arXiv preprint arXiv:2005.11475*, 2020.
- [2] Nicolas Carion, Francisco Massa, Gabriel Synnaeve, Nicolas Usunier, Alexander Kirillov, and Sergey Zagoruyko. End-to-end object detection with transformers. In *European conference on computer vision*, pages 213–229. Springer, 2020.
- [3] Chunlin Chen, Jun Yu, and Qiang Ling. Sparse attention block: Aggregating contextual information for object detection. *Pattern Recognition*, 124:108418, 2022.
- [4] Mengzhao Chen, Mingbao Lin, Ke Li, Yunhang Shen, Yongjian Wu, Fei Chao, and Rongrong Ji. Cf-vit: A general coarse-to-fine method for vision transformer. In *Proceedings of the AAAI conference on artificial intelligence*, volume 37, pages 7042–7052, 2023.
- [5] Krzysztof Choromanski, Valerii Likhoshesterov, David Dohan, Xingyou Song, Andreea Gane, Tamas Sarlos, Peter Hawkins, Jared Davis, Afroz Mohiuddin, Lukasz Kaiser, et al. Rethinking attention with performers. *arXiv preprint arXiv:2009.14794*, 2020.
- [6] Xiangxiang Chu, Zhi Tian, Bo Zhang, Xinlong Wang, and Chunhua Shen. Conditional positional encodings for vision transformers. *arXiv preprint arXiv:2102.10882*, 2021.
- [7] Yimian Dai, Fabian Gieseke, Stefan Oehmcke, Yiquan Wu, and Kobus Barnard. Attentional feature fusion. In *Proceedings of the IEEE/CVF winter conference on applications of computer vision*, pages 3560–3569, 2021.
- [8] Tri Dao, Daniel Y. Fu, Stefano Ermon, Atri Rudra, and Christopher Ré. FlashAttention: Fast and memory-efficient exact attention with IO-awareness. In *Advances in Neural Information Processing Systems (NeurIPS)*, 2022.
- [9] Jia Deng, Wei Dong, Richard Socher, Li-Jia Li, Kai Li, and Li Fei-Fei. Imagenet: A large-scale hierarchical image database. In *2009 IEEE conference on computer vision and pattern recognition*, pages 248–255. Ieee, 2009.
- [10] Xiaoyi Dong, Jianmin Bao, Dongdong Chen, Weiming Zhang, Nenghai Yu, Lu Yuan, Dong Chen, and Baining Guo. Cswin transformer: A general vision transformer backbone with cross-shaped windows. In *Proceedings of the IEEE/CVF Conference on Computer Vision and Pattern Recognition*, pages 12124–12134, 2022.
- [11] Alexey Dosovitskiy. An image is worth 16x16 words: Transformers for image recognition at scale. *arXiv preprint arXiv:2010.11929*, 2020.
- [12] Alexey Dosovitskiy, Lucas Beyer, Alexander Kolesnikov, Dirk Weissenborn, Xiaohua Zhai, Thomas Unterthiner, Mostafa Dehghani, Matthias Minderer, Georg Heigold, Sylvain Gelly, et al. An image is worth 16x16 words: Transformers for image recognition at scale. *arXiv preprint arXiv:2010.11929*, 2020.
- [13] Alexey Dosovitskiy, Lucas Beyer, Alexander Kolesnikov, Dirk Weissenborn, Xiaohua Zhai, Thomas Unterthiner, Mostafa Dehghani, Matthias Minderer, Georg Heigold, Sylvain Gelly, Jakob Uszkoreit, and Neil Houlsby. An image is worth 16x16 words: Transformers for image recognition at scale. In *International Conference on Learning Representations*, 2021.
- [14] Jocher Glenn. YoloV8. <https://github.com/ultralytics/ultralytics/tree/main>, 2023.
- [15] Kaiming He, Xiangyu Zhang, Shaoqing Ren, and Jian Sun. Deep residual learning for image recognition. In *Proceedings of the IEEE conference on computer vision and pattern recognition*, pages 770–778, 2016.
- [16] Miao Hu, Yali Li, Lu Fang, and Shengjin Wang. A2-fpn: Attention aggregation based feature pyramid network for instance segmentation. In *Proceedings of the IEEE/CVF conference on computer vision and pattern recognition*, pages 15343–15352, 2021.
- [17] Yi Huang, Jiancheng Huang, Yifan Liu, Mingfu Yan, Jiaxi Lv, Jianzhuang Liu, Wei Xiong, He Zhang, Liangliang Cao, and Shifeng Chen. Diffusion model-based image editing: A survey. *arXiv preprint arXiv:2402.17525*, 2024.
- [18] Andrew Jaegle, Sebastian Borgeaud, Jean-Baptiste Alayrac, Carl Doersch, Catalin Ionescu, David Ding, Skanda Koppula, Daniel Zoran, Andrew Brock, Evan Shelhamer, Olivier J. Hénaff, Matthew M. Botvinick, Andrew Zisserman, Oriol Vinyals, and João Carreira. Perceiver io: A general architecture for structured inputs & outputs. In *International Conference on Learning Representations*. OpenReview.net, 2022.

- [19] Chao Jia, Yinfei Yang, Ye Xia, Yi-Ting Chen, Zarana Parekh, Hieu Pham, Quoc V. Le, Yun-Hsuan Sung, Zhen Li, and Tom Duerig. Scaling up visual and vision-language representation learning with noisy text supervision. In *Proceedings of the 38th International Conference on Machine Learning*, pages 4904–4916, 2021.
- [20] Glenn Jocher. yolov11. <https://github.com/ultralytics>, 2024.
- [21] Angelos Katharopoulos, Apoorv Vyas, Nikolaos Pappas, and François Fleuret. Transformers are rnns: Fast autoregressive transformers with linear attention. In *International conference on machine learning*, pages 5156–5165. PMLR, 2020.
- [22] Chuyi Li, Lulu Li, Yifei Geng, Hongliang Jiang, Meng Cheng, Bo Zhang, Zaidan Ke, Xiaoming Xu, and Xiangxiang Chu. Yolov6 v3. 0: A full-scale reloading. *arXiv preprint arXiv:2301.05586*, 2023.
- [23] Junnan Li, Dongxu Li, Caiming Xiong, and Steven Hoi. Blip: Bootstrapping language-image pre-training for unified vision-language understanding and generation. In *Proceedings of the 39th International Conference on Machine Learning*, pages 12888–12900, 2022.
- [24] Yanyu Li, Geng Yuan, Yang Wen, Ju Hu, Georgios Evangelidis, Sergey Tulyakov, Yanzhi Wang, and Jian Ren. Efficientformer: Vision transformers at mobilenet speed. *Advances in Neural Information Processing Systems*, 35:12934–12949, 2022.
- [25] Tsung-Yi Lin, Piotr Dollár, Ross Girshick, Kaiming He, Bharath Hariharan, and Serge Belongie. Feature pyramid networks for object detection. In *Proceedings of the IEEE conference on computer vision and pattern recognition*, pages 2117–2125, 2017.
- [26] Tsung-Yi Lin, Michael Maire, Serge Belongie, James Hays, Pietro Perona, Deva Ramanan, Piotr Dollár, and C Lawrence Zitnick. Microsoft coco: Common objects in context. In *Computer Vision–ECCV 2014: 13th European Conference, Zurich, Switzerland, September 6–12, 2014, Proceedings, Part V 13*, pages 740–755. Springer, 2014.
- [27] Shilong Liu, Zhaoyang Zeng, Tianhe Ren, Feng Li, Hao Zhang, Jie Yang, Qing Jiang, Chunyuan Li, Jianwei Yang, Hang Su, et al. Grounding dino: Marrying dino with grounded pre-training for open-set object detection. In *European Conference on Computer Vision*, pages 38–55. Springer, 2024.
- [28] Ze Liu, Yutong Lin, Yue Cao, Han Hu, Yixuan Wei, Zheng Zhang, Stephen Lin, and Baining Guo. Swin transformer: Hierarchical vision transformer using shifted windows. In *Proceedings of the IEEE/CVF international conference on computer vision*, pages 10012–10022, 2021.
- [29] Wenyu Lv, Yian Zhao, Qinyao Chang, Kui Huang, Guanzhong Wang, and Yi Liu. Rt-detr2: Improved baseline with bag-of-freebies for real-time detection transformer. *arXiv preprint arXiv:2407.17140*, 2024.
- [30] Kyungseo Min, Gun-Hee Lee, and Seong-Whan Lee. Attentional feature pyramid network for small object detection. *Neural Networks*, 155:439–450, 2022.
- [31] Alec Radford, Jong Wook Kim, Chris Hallacy, Aditya Ramesh, Gabriel Goh, Sandhini Agarwal, Girish Sastry, Amanda Askell, Pamela Mishkin, Jack Clark, Gretchen Krueger, and Ilya Sutskever. Learning transferable visual models from natural language supervision. In *Proceedings of the 38th International Conference on Machine Learning*, pages 8748–8763, 2021.
- [32] Aditya Ramesh, Mikhail Pavlov, Gabriel Goh, Scott Gray, Chelsea Voss, Alec Radford, Mark Chen, and Ilya Sutskever. Zero-shot text-to-image generation. In *Proceedings of the 38th International Conference on Machine Learning*, pages 8821–8831, 2021.
- [33] Yongming Rao, Wenliang Zhao, Benlin Liu, Jiwen Lu, Jie Zhou, and Cho-Jui Hsieh. Dynamicvit: Efficient vision transformers with dynamic token sparsification. *Advances in neural information processing systems*, 34:13937–13949, 2021.
- [34] Michael Ryoo, AJ Piergiovanni, Anurag Arnab, Mostafa Dehghani, and Anelia Angelova. Tokenlearner: Adaptive space-time tokenization for videos. *Advances in neural information processing systems*, 34:12786–12797, 2021.
- [35] Zhuoran Shen, Mingyuan Zhang, Haiyu Zhao, Shuai Yi, and Hongsheng Li. Efficient attention: Attention with linear complexities. In *Proceedings of the IEEE/CVF winter conference on applications of computer vision*, pages 3531–3539, 2021.
- [36] Mingxing Tan and Quoc Le. Efficientnet: Rethinking model scaling for convolutional neural networks. In *International conference on machine learning*, pages 6105–6114. PMLR, 2019.

- [37] Mingxing Tan, Ruoming Pang, and Quoc V Le. Efficientdet: Scalable and efficient object detection. In *Proceedings of the IEEE/CVF conference on computer vision and pattern recognition*, pages 10781–10790, 2020.
- [38] Zhiyu Tan, Junyan Wang, Xiuyu Sun, Ming Lin, Hao Li, et al. Giraffedet: A heavy-neck paradigm for object detection. In *International conference on learning representations*, 2021.
- [39] Shitao Tang, Jiahui Zhang, Siyu Zhu, and Ping Tan. Quadtree attention for vision transformers. *arXiv preprint arXiv:2201.02767*, 2022.
- [40] Yunjie Tian, Qixiang Ye, and David Doermann. Yolov12: Attention-centric real-time object detectors. *arXiv preprint arXiv:2502.12524*, 2025.
- [41] Ashish Vaswani, Noam Shazeer, Niki Parmar, Jakob Uszkoreit, Llion Jones, Aidan N Gomez, Łukasz Kaiser, and Illia Polosukhin. Attention is all you need. In *Advances in Neural Information Processing Systems*, pages 5998–6008, 2017.
- [42] Ao Wang, Hui Chen, Lihao Liu, Kai Chen, Zijia Lin, Jungong Han, and Guiguang Ding. Yolov10: Real-time end-to-end object detection. *arXiv preprint arXiv:2405.14458*, 2024.
- [43] Chien-Yao Wang, Hong-Yuan Mark Liao, Yueh-Hua Wu, Ping-Yang Chen, Jun-Wei Hsieh, and I-Hau Yeh. Cspnet: A new backbone that can enhance learning capability of cnn. In *Proceedings of the IEEE/CVF conference on computer vision and pattern recognition workshops*, pages 390–391, 2020.
- [44] Chien-Yao Wang, I-Hau Yeh, and Hong-Yuan Mark Liao. Yolov9: Learning what you want to learn using programmable gradient information. *arXiv preprint arXiv:2402.13616*, 2024.
- [45] CY Wang, HYM Liao, and IH Yeh. Designing network design strategies through gradient path analysis. *arxiv 2022*. *arXiv preprint arXiv:2211.04800*, 2022.
- [46] Wenhai Wang, Enze Xie, Xiang Li, Deng-Ping Fan, Kaitao Song, Ding Liang, Tong Lu, Ping Luo, and Ling Shao. Pyramid vision transformer: A versatile backbone for dense prediction without convolutions. In *Proceedings of the IEEE/CVF international conference on computer vision*, pages 568–578, 2021.
- [47] Wenhai Wang, Enze Xie, Xiang Li, Deng-Ping Fan, Kaitao Song, Ding Liang, Tong Lu, Ping Luo, and Ling Shao. Pvt v2: Improved baselines with pyramid vision transformer. *Computational visual media*, 8(3):415–424, 2022.
- [48] Haiping Wu, Bin Xiao, Noel Codella, Mengchen Liu, Xiyang Dai, Lu Yuan, and Lei Zhang. Cvt: Introducing convolutions to vision transformers. In *Proceedings of the IEEE/CVF international conference on computer vision*, pages 22–31, 2021.
- [49] Jingyang Yuan, Huazuo Gao, Damai Dai, Junyu Luo, Liang Zhao, Zhengyan Zhang, Zhenda Xie, YX Wei, Lean Wang, Zhiping Xiao, et al. Native sparse attention: Hardware-aligned and natively trainable sparse attention. *arXiv preprint arXiv:2502.11089*, 2025.
- [50] Li Yuan, Yunpeng Chen, Tao Wang, Weihao Yu, Yujun Shi, Zi-Hang Jiang, Francis EH Tay, Jiashi Feng, and Shuicheng Yan. Tokens-to-token vit: Training vision transformers from scratch on imagenet. In *Proceedings of the IEEE/CVF international conference on computer vision*, pages 558–567, 2021.
- [51] Matthew D Zeiler and Rob Fergus. Visualizing and understanding convolutional networks. In *Computer Vision—ECCV 2014: 13th European Conference, Zurich, Switzerland, September 6–12, 2014, Proceedings, Part I 13*, pages 818–833. Springer, 2014.
- [52] Jintao Zhang, Jia Wei, Pengl Zhang, Jun Zhu, and Jianfei Chen. Sageattention: Accurate 8-bit attention for plug-and-play inference acceleration. In *International Conference on Learning Representations (ICLR)*, 2025.
- [53] Pengchuan Zhang, Xiyang Dai, Jianwei Yang, Bin Xiao, Lu Yuan, Lei Zhang, and Jianfeng Gao. Multi-scale vision longformer: A new vision transformer for high-resolution image encoding. In *Proceedings of the IEEE/CVF international conference on computer vision*, pages 2998–3008, 2021.
- [54] Yian Zhao, Wenyu Lv, Shangliang Xu, Jinman Wei, Guanzhong Wang, Qingqing Dang, Yi Liu, and Jie Chen. Detrs beat yolos on real-time object detection. In *Proceedings of the IEEE/CVF Conference on Computer Vision and Pattern Recognition*, pages 16965–16974, 2024.
- [55] Xizhou Zhu, Weijie Su, Lewei Lu, Bin Li, Xiaogang Wang, and Jifeng Dai. Deformable detr: Deformable transformers for end-to-end object detection. *arXiv preprint arXiv:2010.04159*, 2020.

A More Details

All PST-DET and PST-CLS models are trained using the SGD optimizer, with PST-DET-N/S/M models trained for 600 epochs and PST-CLS-ALL models for 200 epochs, as detailed in Table 5. Following previous works, the SGD momentum is set to 0.937 for PST-DET and 0.9 for PST-CLS, with weight decay values of 5×10^{-4} and 1×10^{-4} , respectively. The initial learning rate for PST-DET is 1×10^{-2} , decaying linearly to 1×10^{-4} , while PST-CLS starts at 0.2 and decays to 2×10^{-3} . Data augmentations, including Mosaic, Mixup, and copy-paste augmentation, are applied to enhance training for PST-DET, with additional HSV, translation, and scale augmentations for both tasks. All models are trained on 8× NVIDIA RTX 4090 GPUs, and we report the standard mean average precision (mAP).

Table 5: **Hyperparameters of PST-DET and PST-CLS training settings.**

Hyperparameters	PST-DET-N/S/M	PST-CLS-ALL
Training Configuration		
Epochs	600	200
Optimizer	SGD	SGD
Momentum	0.937	0.9
Batch size	32×8	32×8
Weight decay	5×10^{-4}	1×10^{-4}
Warm-up epochs	3	0
Warm-up momentum	0.8	-
Warm-up bias learning rate	0.0	-
Initial learning rate	10^{-2}	0.2
Final learning rate	10^{-4}	2×10^{-3}
Learning rate schedule	Linear decay	Linear decay
Automatic mixed precision	True	True
Loss Parameters		
Box loss gain	7.5	-
Class loss gain	0.5	-
DFL loss gain	1.5	-
Augmentation Parameters		
HSV saturation augmentation	0.7	0.4
HSV value augmentation	0.4	0.4
HSV hue augmentation	0.015	0.015
Translation augmentation	0.1	0.1
Scale augmentation	0.5/0.9/0.9	0.5
Mosaic augmentation	1.0	-
Mixup augmentation	0.0/0.05/0.15	0.0
Copy-paste augmentation	0.1/0.15/0.4	0.0
Close mosaic epochs	10	-
PST Parameters		
C' (token dimension)	64, 128/128, 256/256, 512	256/1024/1024
MLP extension factor	2	2