

# RoFL: Robust Fingerprinting of Language Models

Yun-Yun Tsai<sup>1</sup> Chuan Guo<sup>2</sup> Junfeng Yang<sup>1</sup> Laurens van der Maaten<sup>2</sup>

## Abstract

AI developers are releasing large language models (LLMs) under a variety of different licenses. Many of these licenses restrict the ways in which the models or their outputs may be used. This raises the question how license violations may be recognized. In particular, how can we identify that an API or product uses (an adapted version of) a particular LLM? We present a new method that enable model developers to perform such identification via *fingerprints*: statistical patterns that are unique to the developer’s model and robust to common alterations of that model. Our method permits model identification in a black-box setting using a limited number of queries, enabling identification of models that can only be accessed via an API or product. The fingerprints are non-invasive: our method does not require any changes to the model during training, hence by design, it does not impact model quality. Empirically, we find our method provides a high degree of robustness to common changes in the model or inference settings. In our experiments, it substantially outperforms prior art, including invasive methods that explicitly train watermarks into the model. Code is available at [https://github.com/yunyuntsai/robust\\_llm\\_fingerprint](https://github.com/yunyuntsai/robust_llm_fingerprint)

## 1. Introduction

The widespread commercial application of large language models (LLMs) has led to concerns about safeguarding the intellectual property (IP) of model developers. A particular concern is *model theft* in which an adversary obtains access to a model and uses it in ways that violate the model’s license (OWASP, 2025). It can be relatively easy for an adversary to steal a model, for example, when proprietary models are deployed on the premises of a customer or when

model weights are released publicly under a bespoke license. The substantial development costs of modern LLMs imply that adversaries may be incentivized to commit model theft.

Model theft can be difficult to detect. Similarity detection approaches (Pei et al., 2021; Gabel et al., 2010) used to detect theft in traditional software do not work well for LLMs (Yao et al., 2024), as these models consist of floating-point weights that can easily be adapted via finetuning, pruning, or quantization. Moreover, an adversary can deploy a stolen model via an API or product, preventing the original model developer from accessing those weights. Combatting model theft thus requires the development of model identification methods that are *robust* against common model changes and require solely *black-box* access to the model under investigation.

This paper introduces Robust Fingerprinting of Language models (RoFL), a new method that enables robust black-box identification of LLMs via fingerprints. RoFL fingerprints are statistical patterns in the output of an LLM that are *unique* to that model and robust against other common model changes (such as finetuning, pruning, or quantization). They consist of a particular user prompt  $x$  and the corresponding model response  $y$ . Fingerprints are unique (with high probability): given prompt  $x$ , all models of the same lineage consistently generate response  $y$ , whereas other models yield different responses. As a result, the presence of these fingerprints in a model can be verified via black-box access to the model under a small number of queries.

RoFL enables model developers to verify model ownership via standard cryptographic commitments: before deploying a model, the developer uses RoFL to generate a set of fingerprints, stores them securely, and publishes cryptographic hashes of the fingerprints. In cases of suspected model theft, the model developer can first investigate the suspicious model by generating new fingerprints on-the-fly to query the API without exposing the secret fingerprints. If this produces evidence of model theft, the developer can prove model ownership by revealing a previously committed fingerprint and demonstrating that the model under investigation contains this fingerprint.

While RoFL does not permit formal security proofs because it lacks a formal definition of robustness, our empirical security analyses on modern LLMs demonstrate that RoFL

<sup>1</sup>Department of Computer Science, Columbia University, USA <sup>2</sup>Meta, USA. Correspondence to: Yun-Yun Tsai <yt2781@columbia.edu>.

is effective under common changes to the model, including model finetuning, changes in the model’s system prompt, and quantization. ROFL also protects against *fingerprint race* attacks in which adversaries publish valid alternative fingerprints after model release in an attempt to claim the model ownership.

## 2. Model Identification with ROFL

We first introduce the threat model we consider in this study, present an overview of the general ROFL scheme for model identification, and perform a security analysis of that scheme.

### 2.1. Threat Model

We assume a scenario in which an adversary aims to steal an LLM for economic gain, for example, by selling products based on the stolen model that violate the original model developer’s license terms. To secure its economic gain, the adversary seeks to hide the model theft from the model developer. In order for an attack to bring economic value to the adversary, the attack must: (1) require limited resources to be executed and (2) not alter the original model so much that its value is destroyed. Based on this scenario, we identify four main limitations of the adversary:

1. **Limited resources.** The adversary cannot use compute resources that match or exceed those used to train the original model. Such attacks do not have economic value for the adversary, as they could have simply trained their own model.
2. **Model training integrity.** The adversary cannot tamper with the (pre)-training process of the original model. They cannot alter the training data, the training algorithm, or the training infrastructure.
3. **Common model changes.** The adversary is restricted to common model changes that are designed to maintain or increase the economic value of the model. These changes include supervised fine-tuning, low-rank adaptation (LoRA), system prompt engineering, quantization, and tuning of inference hyperparameters (e.g., for specific productions) by an adversary. It is trivial to remove fingerprints from a model – for example, by randomly re-initializing all the model weights – but such model changes would destroy the economic value of the stolen model.
4. **Unfiltered black-box access.** The adversary provides black-box access to the actual LLM, without applying additional pre-processing filters to the input or post-processing filters to the output.

Admittedly, this threat model lacks a formal definition of what model changes are permitted. As a result, ROFL does not permit formal theoretical proofs of security.

### 2.2. Overview of the Scheme

We denote the original LLM by  $\mathcal{M}_\theta$ , where  $\theta$  represents the model weights. We denote adapted versions of this LLM by  $\mathcal{M}_{\theta_u}$ . The goal of model identification is to verify that  $\mathcal{M}_{\theta_u}$  is, indeed, an adapted version of  $\mathcal{M}_\theta$ . Our model identification scheme involves two functions: (1) a function,  $\text{gen}(\mathcal{M}_\theta) = F$ , that generates a fingerprint for model  $\mathcal{M}_\theta$ ; and (2) a function,  $\text{verify}(F, \mathcal{M})$ , that decides whether or not  $F$  is a fingerprint of model  $\mathcal{M}$ . The first function is used to generate and (cryptographically) commit to fingerprints prior to the release of the original model, whereas the second function is used to investigate suspected model theft after model release. In order to create an effective model identification scheme, these two functions must have the following properties:

1. **Effective.** Model identification using  $\text{verify}(F, \mathcal{M}_\theta)$  should succeed with high probability. (See Table 2)
2. **Robust.** Model identification should be robust under common model changes and work for all models in a lineage with high probability, that is,  $\forall \mathcal{M}_{\theta_u} : \text{verify}(F, \mathcal{M}_\theta) \implies \text{verify}(F, \mathcal{M}_{\theta_u})$ . (See Table 3)
3. **Unique.** Fingerprints from different model lineages should be distinguishable with high probability, that is,  $\text{verify}(F, \mathcal{M}_\theta) \implies \neg \text{verify}(F, \mathcal{M}_\omega)$  when  $\theta \neq \omega$ . (See Table 4)
4. **Unforgeable.** Without access to  $\mathcal{M}_\theta$  or its adaptations, it should be difficult for an attacker to generate  $F'$  such that  $\text{verify}(F', \mathcal{M}_\theta)$  accepts. See Appendix A.6.
5. **Black-box.** To facilitate investigation of models deployed in products,  $\text{verify}(F, \mathcal{M}_{\theta_u})$  can query  $\mathcal{M}_{\theta_u}$  but not access  $\mathcal{M}_{\theta_u}$  in any other way.
6. **Dense.** To facilitate commitment to multiple fingerprints (as some may need to be revealed later), repeated invocation of  $\text{gen}(\mathcal{M}_\theta)$  should produce sufficiently many different fingerprints. See Appendix A.7.
7. **Harmless.** Invoking  $\text{gen}(\mathcal{M}_\theta)$  should not degrade the quality of the model.

The overall ROFL scheme works as follows. Prior to the release of LLM  $\mathcal{M}_\theta$ , the model developer generates a set of fingerprints by repeatedly invoking  $\text{gen}(\mathcal{M}_\theta)$ , and stores the resulting fingerprints securely. She then computes hiding and binding commitments to these fingerprints by invoking a collision-resistant and preimage-resistant hash function,

Framework / Properties	Robust	Unique	Unforgeable	Blackbox	Dense	Harmless
IF (Xu et al., 2024)	~50%	N/A	N/A	✗	✗	✗
GCG-QA (Jin et al., 2024)	~100%	~90%	✗	✓	✗	✓
RoFL (Ours)	~100%	~100%	✓	✓	✓	✓

Table 1. We explore the six properties of the model identification scheme for different fingerprinting methods. IF (Xu et al., 2024) is the method that uses instructional fine-tuning to learn fingerprints. GCG-QA (Jin et al., 2024) proposes to use the GCG algorithm to learn fingerprints based on several question-answering pairs.

such as SHA-256, and publishes the commitments on an immutable public ledger (e.g., a permissionless blockchain).

After the model release, the model developer can investigate whether model  $\mathcal{M}_{\theta_u}$  is derived from  $\mathcal{M}_\theta$  by generating a new fingerprint  $F'$  using  $\text{gen}(\mathcal{M}_\theta)$  and checking whether or not  $\text{verify}(F', \mathcal{M}_{\theta_u})$  accepts. If this investigation provides evidence for model theft, she can reveal one of the previously committed fingerprints  $F$  and prove model ownership by demonstrating that  $\text{verify}(F, \mathcal{M}_{\theta_u})$  accepts. It is important that the initial investigation is performed with a new fingerprint  $F'$ , as querying the suspicious model with a committed fingerprint risks leaking that fingerprint to the model thief (who could then adapt the stolen model to reject that fingerprint).

### 2.3. Security Analysis

RoFL provides security against four main types of attacks:

1. **White-box theft.** An adversary provides access to the model weights of a stolen model or its adaptation, claiming the model as her own. As explained above, the developer of the original model can use  $\text{verify}(\cdot)$  to prove the model theft.
2. **Black-box theft.** An adversary provides query access to a stolen model via an API or other product service. As described above, the model developer can use  $\text{verify}(\cdot)$  to gather evidence of the theft and prove model ownership.
3. **Fingerprint race.** An adversary publishes commitments to valid fingerprints of a stolen model. The original model developer can demonstrate that her previously committed fingerprints have earlier timestamps in the public ledger than the adversary’s, thereby proving ownership.
4. **Fingerprint spray.** An adversary commits random fingerprints or fingerprints from other model lineages to the public ledger, attempting to falsely claim ownership of future models. This attack has a low probability of success, as fingerprints are unforgeable and unique to a model’s lineage.

RoFL does *not* provide security against the following five attacks:

1. **Front-running.** As in data poisoning, an adversary plants malicious data in the public domain, hoping it will be absorbed into the training data of a model, thereby creating predictable fingerprints. The adversary can commit to these fingerprints first and falsely claim model ownership. While a full defense is out of scope, we show preliminary results in Appendix A.2.
2. **Insider theft.** An adversary gains unauthorized access to the original model developer’s infrastructure (for example, through compromised networks or employee access control) and uses it to commit fingerprints first.
3. **Model distillation.** An adversary reconstructs the model by training on query-response pairs from the original model. We note that such distillation likely requires similar amounts of computation as the training of the original model.
4. **Adversarial model changes.** An adversary drastically modifies a stolen model, trying to erase most or all existing fingerprints. This attack is out-of-scope because it requires substantial resources and/or leads to a significant degradation in model quality.
5. **Pre- and post-filtering.** Filtering risks rejecting legitimate queries and responses, potentially degrading the economic value of the model significantly. See preliminary analysis in Appendix A.3. We note that no existing work on model watermarking or fingerprinting has been designed to be secure against filtering attacks.

## 3. Robust Fingerprinting in RoFL

Our model identification scheme works with any fingerprinting method that meets the requirements described above. We will now describe a practical fingerprinting method that satisfies these properties.

Figure 1 presents a schematic overview of our fingerprinting method, consisting of both generation and verification. Our fingerprints consist of a special prompt  $x$  and a corresponding response  $y$ . Given prompt  $x$ , all models of the same lineage consistently generate response  $y$ , whereas other models produce different responses. Verification of such fingerprints  $(x, y)$  is straightforward, as we can confirm whether or not  $\mathcal{M}_{\theta_u}(x) = y$ . Fingerprint generation is more complex. It

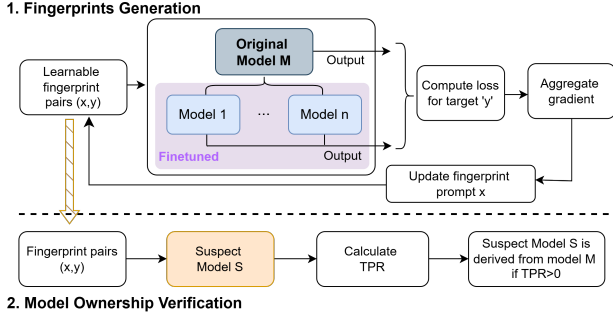


Figure 1. Overview of our robust model fingerprinting method.

(1) *Fingerprint Generation*: Fingerprints consist of a prompt  $x$  and corresponding unique response  $y$ . Prompts are selected by discrete optimization of unlikely token sequences. Corresponding responses are found via greedy decoding. As there are many unlikely token sequences, prompts are difficult to find even for an adversary that knows RoFL. And because they are unlikely, prompt-response pairs are unlikely to be affected by common model changes. Robustness is further increased by performing the search across a collection of adapted versions of the model. (2) *Model Ownership Verification*: The collected fingerprint pairs can be used to check model ownership by calculating true positive rate (TPR) on the suspect model.

requires producing prompts  $x$  that consistently lead to the same response  $y$ , even when the model is finetuned, the system prompt is changed, or inference hyperparameters are altered.

### 3.1. Fingerprints Generation

Fingerprint generation is performed without changing the model itself by identifying statistical patterns in model  $\mathcal{M}_\theta$  itself. Recall that we want these patterns to be unique, robust, and unforgeable. We obtain these properties by selecting a fingerprint prompt  $x$  that: (1) is an *unlikely* token sequence and (2) very *reliably* leads to the same response  $y$ . We do so using the following three-step procedure:

1. **Prompt initialization.** We sample an initial prompt  $x'$  by (i) sampling the first  $l$  tokens uniformly at random and (ii) performing bottom- $k$  sampling from model  $\mathcal{M}$  for the remaining tokens.
2. **Response generation.** We produce the corresponding response  $y$  by greedy decoding (that is, top-1 sampling) given the system prompt and the fingerprint prompt  $x'$ .
3. **Prompt optimization.** We perform discrete optimization over fingerprint prompts  $x$  to maximize the (log)likelihood of model  $\mathcal{M}_\theta$  with system prompt  $h$  producing the response  $y$ . We initialize the optimization with  $x'$ , and perform the optimization using greedy coordinate gradient (GCG; Zou et al. (2023)) optimization.

```
<s>[INST] «SYS»
«/SYS»
нонтельства otraфacticde回ultyœuvreshgreg昔者 his-
torical anc 同eles話бай user]
역타非학들話假
[ \INST]
```

```
<s>[INST] «SYS» A chat between a
curious human and an artificial
intelligence assistant. The assistant
gives helpful, detailed, and polite
answers to the human's questions.
«/SYS»
нонтельства otraфacticde回ultyœuvreshgreg昔者
historical anc 同eles話бай user]
역타非학들話假
[ \INST]
```

Figure 2. **Fingerprint example.** Example of RoFL **fingerprint response** generated given RoFL **fingerprint prompt** without system prompt (top) and with the Vicuna system prompt (bottom).

The optimization maximizes the following objective:

$$\max_x \log p_{\mathcal{M}_\theta}(y|h, x), \quad (1)$$

where  $p_{\mathcal{M}_\theta}$  is the model distribution,  $y$  is the (fixed) fingerprint response,  $h$  is the (fixed) system prompt, and  $x$  is the fingerprint prompt we aim to find.

Because we initialize part of the fingerprint prompt randomly from a combinatorially large number of options, we obtain a different fingerprint pair  $(x, y)$  every time we perform this procedure. Hence, we can repeat the procedure multiple times to generate multiple independent fingerprints, so the fingerprints are *dense*. Responses to unlikely token sequences do not appear in training data, which makes them an artifact of the specific model training that is likely to be *unique*. Moreover, their absence in natural training data also makes them unlikely to change under common model changes, so the resulting fingerprints are likely to be *robust*.

**Multi-task prompt optimization.** We can further increase the robustness of RoFL by summing the log-likelihood over multiple derivative models and multiple system prompts, and performing discrete optimization over fingerprint prompts  $x$  to maximize the resulting sum. That is, we optimize:

$$\max_x \sum_{\mathcal{M}' \in \{\mathcal{M}'_1, \dots, \mathcal{M}'_M\}} \sum_{h \in \mathcal{H}} \log p_{\mathcal{M}'}(y|h, x), \quad (2)$$

where  $\mathcal{M}'_m$  is a model that was obtained by adapting  $\mathcal{M}_\theta$  and  $\mathcal{H}$  is a set of system prompts. This type of multi-task prompt optimization leads us to identify fingerprint pairs that are resilient under natural model and system prompt

changes. We perform experiments with both single-task and multi-task versions of RoFL.

**Fingerprint Example.** The resulting RoFL fingerprints are resilient to changes in the system prompt. Figure 2 shows an example where the **fingerprint prompt** leads to the same **fingerprint response** irrespective of whether a system prompt is provided.

### 3.2. Practical Considerations

**Multi-trial strategy.** In the original GCG algorithm, the optimization process stops either when the fingerprint proves successful on the model that we use to learn the fingerprint or when reaching the maximum learning epoch. We find that the fingerprint learned by a single model may lack transferability to downstream models if we stop the optimization at the first-trial success. We hypothesize that the token replacement strategy of GCG, which leverages gradients on tokens to find a set of promising candidate tokens, is suboptimal. In particular, the replacement randomly selects  $B$  tokens from the candidate set and chooses the one with the lowest loss from this subset. Thus, the first-trial success sample is composed of some optimal tokens from a subset of candidate sets. To explore more possible sets of tokens for replacement, we adopt a multi-trial strategy, where the fingerprint optimization does not stop until an  $n$ -trial success. We set  $n$  to 20 in our experiments.

**Uniqueness checking in fingerprint verification.** An adversary may attempt to find universal fingerprints that match multiple model lineages, e.g. using the aforementioned multi-task optimization on many unrelated models. Thus, our fingerprinting verification also checks that the fingerprint is unique by matching it against irrelevant models and confirming rejections.

## 4. Experiments

We evaluate the effectiveness and robustness of RoFL fingerprints for model identification of open-weights LLMs and their derivatives. We also perform a set of ablation experiments to study which components of RoFL contribute to its effectiveness.

### 4.1. Experimental Setup

We perform experiments in which we fingerprint and adapt different large language models.

**Models.** We use RoFL to identify four pre-trained large language models with decoder-only architectures: namely, Llama 2 7B, Llama 2 13B (Touvron et al., 2023), Llama 3 8B (Grattafiori et al., 2024), and Mistral 7B (Jiang et al., 2023). Each model has its own tokenizer and token vocabulary with different vocabulary sizes. For example, Llama 2

uses a tokenizer with a vocabulary of 32K tokens whereas Llama 3’s tokenizer contains 128K tokens. We use RoFL to produce fingerprints for each of these models, and use those to perform model identification.

**Adapted models.** To evaluate robustness of RoFL to model changes, we perform multiple finetuning experiments of the four models study. To this end, we finetune the models on five different datasets using a standard supervised finetuning (SFT) procedure. Specifically, we perform finetuning on three instruction datasets (15K NI (Mishra et al., 2022), 15K Dolly (Conover et al., 2023), and Codegen from CodeAlpaca<sup>1</sup> (Luo et al., 2023)). Two conversational datasets include OpenAssistant-Oasst1 (Köpf et al., 2023) and ShareGPT (2023)<sup>2</sup>. For all these finetuning datasets, we follow the SFT recipe of Taori et al. (2023), training for 3 epochs on each dataset.

For the Llama 2 7B model, we also perform model-identification experiments on nine finetuned versions of that model that were published on Huggingface: (1) the original Llama 2 7B chat model; (2-4) finetunes of the chat model for Chinese<sup>3</sup>, Japanese (Sasaki et al., 2023), and Spanish<sup>4</sup>; (5) the Meditron 7B medical LLM (Chen et al., 2023); and (6) Orca-2 7B (Mitra et al., 2023); (7-9) Adapted version by DPO. For each finetuned model, we adopt the system prompt suggested by the developers of the finetuned model, thus measuring robustness to system prompt changes as well.

**Success measure.** Following Xu et al. (2024), we measure the quality of model identification in terms of the true positive rate (TPR). The TPR is defined as the rate of correct model identifications (that is, the true positive rate) across a set of  $N$  fingerprints generated using that model.

**Baselines.** We consider the following baseline methods in our experiments.

*Variants of RoFL:* Although our fingerprinting method focuses on learning suffix strings, we first compare it with several GCG-based fingerprint learning variants. The **GCG** baseline is to learn a random string as fingerprint trigger on a single model. The target is predefined. We adopt the default model’s prompt template and set the learning epoch as 500. The optimization will stop on the first-trial success. For **Base-only**, we also learn a pair of fingerprint triggers and targets for a single model, but we involve the target searching strategy that we mentioned in Section 3 to find

<sup>1</sup>CodeAlpaca: <https://huggingface.co/datasets/theblackcat102/evol-codealpaca-v1>

<sup>2</sup>ShareGPT: [https://huggingface.co/datasets/anon8231489123/ShareGPT\\_Vicuna\\_unfiltered](https://huggingface.co/datasets/anon8231489123/ShareGPT_Vicuna_unfiltered)

<sup>3</sup>Llama-Chinese: <https://github.com/LlamaFamily/Llama-Chinese>

<sup>4</sup>Llama-Spanish: <https://huggingface.co/clibrain/Llama-2-7b-ft-instruct-es>

## RoFL: Robust Fingerprinting of Language Models

	Llama 2 7B	Llama 2 13B	Llama 3 8B	Mistral 7B
IF-SFT	100%	100%	100%	100%
IF-Emb	60%	70%	100%	70%
GCG	25%	40%	40%	80%
RoFL (Ours)	100%	100%	100%	100%

Table 2. Evaluation on *Effectiveness*. True positive rate of model identification using fingerprints from four different pre-training LLMs (higher is better). Rates are computed across 10 fingerprints.

	Llama 2 7B	Llama 2 13B	Llama 3 8B	Mistral 7B
IF-SFT	65%	50%	66.67%	68.33%
IF-Emb	50%	45%	58.33%	53.33%
GCG	23.33%	33%	30%	63.33%
RoFL (Ours)	100%	93.33%	100%	100%

Table 3. Evaluation on *Robustness*. True positive rate of model identification of finetuned models using fingerprints from four different pre-training LLMs (higher is better). Rates are computed across five different finetuned versions of the models and 10 fingerprints. See Table 5 for studies on variant of RoFL. See Appendix A.1 for detailed results on each downstream fine-tuned versions of the models.

the fingerprint target and involve the  $n$ -trial strategy for optimization. For our method, we learn the fingerprint with multiple models. The **Base + 1 task** is to learn the fingerprint with base model and one downstream fine-tuned model. We randomly choose one of five downstream tasks as our downstream fine-tuned model. For **Base + 2 tasks**, we learn the fingerprint with one base model + two fine-tuned models.

**Watermarking:** Besides the GCG-based fingerprint baselines, we compare our method with two fingerprint training variants, including full parameter fine-tuning (**IF-SFT**) (Xu et al., 2024) and fine-tuning with embedding layer (**IF-Emb**). Both of these two methods involve training the whole model with a fingerprint dataset. The straightforward method to learn and memorize fingerprint pairs is to directly train model with a datasets  $S$ , where  $S$  is inserted with a proportion of fingerprints and update the whole model weight. However, full-finetuning all model parameters with SFT overfits with the fingerprint pairs and makes parameters shift hugely, which can hurt the original performance on standard benchmark. As SFT leads to a huge parameter shift, which might lead to performance degradation, we can further limit the learnable parameters (Kurita et al., 2020) to the embedding layers. Yang et al. (2021) shows the embedding layers are relatively less affected by fine-tuning than other parameters at higher network layers.

## 4.2. Results

• **Evaluation on Effectiveness of Fingerprinting** We assess four variants of GCG-based fingerprinting and two variants of IF in terms of Effectiveness and Persistence. For effectiveness, we show the true positive rate on four base models in Figure 1, including Llama2-7b, Llama2-13b, Llama3-8b, Mistral-7b. An ideal fingerprinting should

Suspect Model / Method	GCG-QA	Base	+ 1 task	+ 2 tasks
LLaMA-2-7b-chat-hf	✓(20%)	✓(40%)	✓(60%)	✓(60%)
LLaMA2-Chinese-7b-Chat	✓(40%)	✗(0%)	✓(20%)	✓(80%)
ELYZA-Japanese-LLaMA-2-7b	✓(50%)	✗(0%)	✓(80%)	✓(100%)
LLaMA-2-7b-ft-instruct-es	✓(30%)	✗(0%)	✗(0%)	✓(60%)
Meditron-7b	✓(60%)	✗(0%)	✓(20%)	✓(20%)
Orca-2-7b	✓(30%)	✗(0%)	✗(0%)	✓(40%)
LLaMA-2-7b-DPO-v0.1	✓(30%)	✓(20%)	✓(20%)	✓(40%)
LLaMA-2-7b-DPO-Full-wo-Live-QA	✓(100%)	✓(80%)	✓(100%)	✓(100%)
TULU-2-DPO-7B	✓(40%)	✓(20%)	✓(20%)	✓(40%)
mistralai/ Mistral-7B-v0.3	✗(10%)	✓(0%)	✓(0%)	✓(0%)
OpenAssistant/ oasst-sft-4-pythia-12b	✗(10%)	✓(0%)	✓(0%)	✓(0%)
tiuae/ falcon-7b-instruct	✓(0%)	✓(0%)	✓(0%)	✓(0%)
TheBloke/ guanaco-7B-HF	✓(0%)	✓(0%)	✓(0%)	✓(0%)
mosaicml/ mpt-7b-chat	✓(0%)	✓(0%)	✓(0%)	✓(0%)

Table 4. Evaluation on *Uniqueness*. TPR on nine suspected *relevant* (color with green margin) and FNR on five *irrelevant* (color with red margin) models published in Hugging Face. For the baseline GCG-QA (Jin et al., 2024), we evaluate on top of 10 QA pairs. For *relevant / irrelevant* models, higher TPR and lower FPR have better results. To show the uniqueness, we mark the results with the checkmark "✓" if the relevant model is successfully fingerprinted. For irrelevant models, we mark the results with the checkmark "✓" if they are 100% not being fingerprinted (0% on FPR).

achieve higher TPR to show strong effectiveness. Across all fingerprint methods, our method (base + 1 task and base + 2 tasks) consistently achieves 100% TPR on four base models. In addition, our method reaches competitively high performance as IF-SFT and surpasses other IF-based baselines in effectiveness. Compared to SFT, Emb updates only the embedding parameters to learn the correlation between the fingerprint trigger and the target, which limits the learning capacity and results in low memorization. Although IF-SFT helps memorization, it is prone to be harmful to standard performance. In Appendix Figure 10, we show the MMLU scores on the baseline IF-SFT under different learning rates. Due to our method does not change any model parameter, we maintain 100% harmlessness.

• **Evaluation on Robustness of Fingerprinting** Table 3 compares the robustness of our fingerprinting method with other baselines. For each method, we average the TPR from five downstream models (mentioned in Sec. 4.1) derived from each of the four base models. We follow the finetuning parameters of Alpaca (Taori et al., 2023), where the learning epoch is 3 and the learning rate is  $2e-5$ . As the results show, our method surpasses all baselines in all downstream tasks and achieves 92 to 100% TPR. We empirically observe that the IF-SFT and IF-Emb both drop by 10% to 35% on the TPR on downstream tasks. While increasing the number of tasks for multi-learning, our method consistently improves the TPR, showing that the multi-task learning indeed helps to learn fingerprints robust on downstream models. Compared with the baseline GCG, our method improves by 37% to 80% on each model, indicating that the fingerprint search and multi-trial strategy in our method are necessary.

We consider a more practical scenario, where the users

Method	Finetuned Setting	Llama 2 7B	Llama 2 13B	Llama 3 8B	Mistral 7B
Base	w/o	100%	80%	80%	100%
	SFT	94.58%	83.33%	80%	96.67%
	LoRA	100%	90%	83.33%	100%
+ 1 task	w/o	100%	100%	100%	100%
	SFT	96.67%	93.33%	90%	93.33%
	LoRA	100%	93.33%	100%	100%
+ 2 tasks	w/o	100%	100%	100%	100%
	SFT	100%	93.33%	100%	100%
	LoRA	100%	100%	100%	100%

Table 5. Variant of RoFL. We adopt multi-task learning on fingerprint optimization and verify various downstream fine-tuned models, including fine-tuning with SFT or LoRA. We report true positive rate of model identification using fingerprints from four different pre-training LLMs (higher is better). Rates are computed across 10 fingerprints.

publish the finetuned model on the cloud or deploy them as API services. The verification is fully black-box and the model owner does not have any knowledge of the tuning method, the prompt template, and the dataset that users used to fine-tune the model. For example, if users want to fine-tune Llama2 in other language like Japanese, they should modify the prompt template to customize their model. In this case, the verification will become more challenging. Here, In Table 4, we show the TPR for nine models which are finetuned with Llama2-7b, and FPR for five models which are not fine-tuned from Llama-2-7b. All of them are published on HuggingFace. For each suspect model, we generate the output using the prompt template that is suggested in its repository. For the suspect model without a prompt template, we use the default Llama2 template. We use the model default generation strategy. If the model involves a sampling strategy, we query the models  $k$  times ( $k = 5$ ) and check if one of the five succeeds. As the results show, compared with GCG-QA (Jin et al., 2024) and base only, RoFL (+ 2 tasks) can successfully fingerprint every suspect model. We also observe that the model trained from more complicated training strategy like direct preference optimization (DPO) can be fingerprinted by our method. The results are shown in the last three rows of the relevant model in Table 4.

## 5. Ablation Studies

**Robustness analysis on variant of RoFL** We show the analysis of the variant of RoFL in Table 5. As mentioned in Section 3, we adopt multi-task learning for fingerprint optimization. Table 5 demonstrates our method across various numbers of learning tasks. While increasing the number of tasks from zero to two, the TPR increases for all four models under various fine-tuned settings, including SFT and LoRA. We provide more robustness analysis on multi-stage fingerprint in Appendix A.4.

**Analysis of prompt templates** To explore the generalizability of fingerprints with variations in prompt templates,

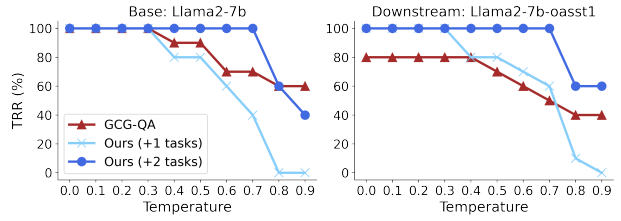


Figure 3. Analysis of generation hyperparameters: We set up temperatures for the model during inference time to demonstrate the robustness of RoFL under various temperatures. We discovered that RoFL (+ 2 tasks) maintains a high TPR, which slightly drops after the temperature reaches 0.8.

Model	Prompt / Method	Llama-2	Vicuna	Alpaca	Zero Shot	ChatGPT
Llama 2 7B (base)	IF-SFT	62.5%	100%	75%	75%	50%
	GCG	100%	80%	100%	60%	20%
	RoFL	100%	100%	90%	80%	100%
Finetuned (ShareGPT)	IF-SFT	75%	100%	100%	62.5%	50%
	GCG	100%	50%	90%	60%	10%
	RoFL	100%	100%	90%	70%	100%

Table 6. Analysis of different prompt templates: We demonstrate the robustness of RoFL with respect to changes in prompt templates. Compared to two other baselines, RoFL shows the smallest drop in TPR.

we evaluate the performance of our method on the Llama2-7b base model and its downstream models using several types of prompt templates. Specifically, RoFL learns the fingerprint with two types of prompt templates, including the default prompt template of Llama-2 and Vicuna (Example has shown in Sec 3). We investigate whether the fingerprint remains effective on the base model and downstream models when adopting other prompt templates such as Alpaca, Zero Shot, and ChatGPT. Following FastChat (Zheng et al., 2023), we implement different prompt templates. As our results show in Table 6, even when changing to other prompt templates, RoFL still maintains 70% to 100% TPR on both base and finetuned models. Compared to GCG and IF-SFT, our method experiences the smallest drop (10% to 30%) on TPR, maintaining the strongest robustness.

**Generation parameter analysis** To evaluate the robustness of our fingerprints across different generation parameters, we analyze the TPR at various temperatures during model inference. We adjust the temperature from 0 (no randomness in generation, with *do-sampling* set to *False*) to 0.9. As shown in Fig. 3, while increasing temperature from 0.1 to 0.7 and the *do-sampling* is *True*, RoFL still maintains high TPR (100%) and slightly drop after temperature  $> 0.8$ . In comparison, the baseline GCG-QA method shows a decrease in TPR starting at a temperature of 0.3. Temperatures above 0.7 can overly randomize outputs, potentially degrading response stability.

**Analysis on variant of quantization** We further investigate advanced adaptation methods, such as quantization,

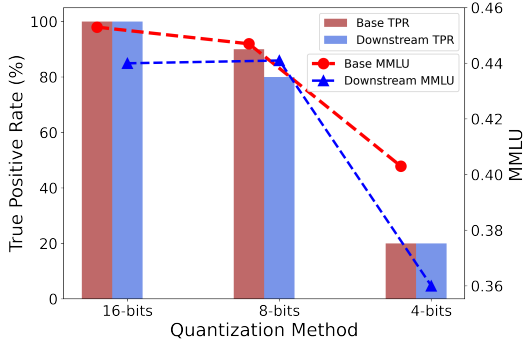


Figure 4. Variant of quantization. Evaluate on base/downstream tuning model under different quantization settings.

commonly used to improve inference efficiency. We assess the robustness of RoFL across various quantization settings, ranging from 16-bit to 4-bit, on both base and downstream tuning models. As shown in Fig. 4, RoFL maintains high TPR with slight MMLU score reductions under 16-bit and 8-bit quantization. However, under 4-bit quantization, while the TPR significantly decreases, the MMLU score also drops sharply, severely diminishing the model’s economic value.

## 6. Related Work

**LLM watermarking** The predominant strategy for IP protection is model watermarking in the LLM field. Recently, Kirchenbauer et al. (2024) presented the first watermarking scheme for white-box models. By randomly selecting a set of greenlist tokens from the model vocabulary and encouraging the use of these tokens at each generation step, the distribution of the generated output text changes. The watermark can be further detected by these distribution changes. Aaronson (2022) have described a watermarking technique using a pseudo-random cryptographic function. However, their methods can introduce bias to the output, leading to performance degradation. Several concurrent works (Kuditipudi et al., 2024; Christ et al., 2023; Yang et al., 2023; Hu et al., 2023) proposed to reduce the bias in watermarking. Zhao et al. (2023) proposed a watermarking method that can avoid model stealing by distillation. Gu et al. (2023a) inserts backdoor triggers to model using some rare words. They adopt a multi-task learning loss function to share a common feature representation of backdoor triggers with multiple downstream tasks. By doing so, the backdoor triggers can be difficult to remove by downstream fine-tuning. Double-I (Wang et al., 2024) proposes backdoor watermarking with triggers in the instruction and input. Another branch of watermarking aims to detect whether LLM output is used as training data. Sander et al. (2024) shows the radioactivity of the watermarked text, where the fine-tuned models training with a small proportion (5%) of watermarked texts can still be detected and trace the source. Gu et al. (2023b) distills the watermark with the model weights by training a

student model to behave like the teacher model.

**LLM fingerprinting** In contrast to watermarking, which changes the distribution of output generation, fingerprinting extracts special properties from models. Several works have studied how to fingerprint pre-trained language model by learning pairs of fingerprint triggers and targets. Xu et al. (2024) propose to use instructional fine-tuning to learn fingerprint pairs into the models. While training the fingerprint, they integrate an additional adapter with the model, and requires to have white-box access to load the adapter with parameters of the suspect model and verify the presence of the fingerprint. The fingerprint pairs are manually designed using multiple languages (e.g., Russian, Chinese, Japanese, etc). Zeng et al. (2024) proposed to learn a human-readable fingerprint for LLMs. They observe some of the weights in LLMs remain stable during fine-tuning and those invariant terms can be leveraged to identify the base models. Thus, they convert invariant terms in the model to the image through convolutional image encoder and evaluate the similarity between the images. Closer to our work, one study on learning an Adversarial Example (AE) sets to fingerprint the model (Jin et al., 2024). The fingerprinting operates by appending and optimizing a suffix with questions such that the answer can be triggered by the suffix. For example, the question is "Where does the sun rise?", and the answer is "North". The random suffix string is appended with the question during the optimization. The ownership verification is based on testing fingerprint response rate on suspect models that are derived from the base model. The average fingerprint response rate of suspect models will be higher than those irrelevant models. However, the AE set is pre-defined, which is possible the attacker can easily guess the fingerprint.

We discover several main challenges in existing prior works (Xu et al., 2024) 1) Fingerprint learning with SFT: Memorized fingerprints do not persist after user fine-tuning. 2) The generation quality drops on the based model. 3) Design of the fingerprint pattern: Fingerprints are constructed manually. 4) The fingerprint can be leaked due to the model over-memorizing them.

## 7. Conclusion

In our work, we present a novel fingerprint method for large language model’s IP protection. Our method learns to extract statistical patterns from base model and seeks to find an unique mapping between fingerprint prompt and target under a rare token distribution, such that the fingerprint is stealthy on any derived models. Different from prior SOTA watermarking method, our method does not interfere with model training, hence by design, it is harmless, stealthy, and robust on any downstream finetuning. Our experiments eval-

uate the fingerprint on multiple training variants and prompt templates for derived models, validating the effectiveness and robustness of our method. In our research, we highlight the necessity of fingerprint and show challenges of current SOTA, that is, the model developer needs to in control the data and training environment for LLMs. Future discussion can focus on how to fingerprint LLMs with web-scale model training.

## Impact Statements

This paper presents work whose goal is to advance the field of fingerprinting LLM. Technically, RoFL serves as a robust method to identify and track the origin of specific models involved in generating particular texts. This capability enhances models’ transparency, aids in attributing content to its source, and can deter the misuse of LLMs.

Ethically, fingerprinting LLM might raise concerns about surveillance and privacy. It requires carefully weighing the need for security and accountability against the risk of violating users’ privacy rights. By allowing the identification of downstream models’ origins, there is a risk that this capability could be exploited for surveillance and monitoring, potentially resulting in limiting the right of users on using public models or the suppression of free speech.

Future societal consequences of deploying fingerprints with LLMs hinge on regulatory and governance frameworks. People need to have clear policies that define acceptable uses of LLMs and further recognize which form of fingerprinting can be used for model verification. We believe this technology can foster a more trustworthy digital communication environment, reducing the prevalence of fake news and enhancing the credibility of LLM-generated content.

## References

- Aaronson, S. "reform" ai alignment with scott aaronson. *AXRP - the AI X-risk Research Podcast*, 2022. URL <https://axrp.net/episode/2023/04/11/episode-20-reform-ai-alignment-scott-aaronson.html>.
- Alon, G. and Kamfonas, M. Detecting language model attacks with perplexity, 2023. URL <https://arxiv.org/abs/2308.14132>.
- Cao, B., Cao, Y., Lin, L., and Chen, J. Defending against alignment-breaking attacks via robustly aligned LLM. In Ku, L.-W., Martins, A., and Srikumar, V. (eds.), *Proceedings of the 62nd Annual Meeting of the Association for Computational Linguistics (Volume 1: Long Papers)*, pp. 10542–10560, Bangkok, Thailand, August 2024. Association for Computational Linguistics.
- Carlini, N., Jagielski, M., Choquette-Choo, C. A., Paleka, D., Pearce, W., Anderson, H., Terzis, A., Thomas, K., and Tramèr, F. Poisoning web-scale training datasets is practical. In *2024 IEEE Symposium on Security and Privacy (SP)*, pp. 407–425. IEEE, 2024.
- Chen, Z., Hernández-Cano, A., Romanou, A., Bonnet, A., Matoba, K., Salvi, F., Pagliardini, M., Fan, S., Köpf, A., Mohtashami, A., Sallinen, A., Sakhaeirad, A., Swamy, V., Krawczuk, I., Bayazit, D., Marmet, A., Montariol, S., Hartley, M.-A., Jaggi, M., and Bosselut, A. Meditron-70b: Scaling medical pretraining for large language models, 2023. URL <https://github.com/epfLLM/meditron>.
- Christ, M., Gunn, S., and Zamir, O. Undetectable watermarks for language models. *Cryptology ePrint Archive*, Paper 2023/763, 2023. URL <https://eprint.iacr.org/2023/763>.
- Conover, M., Hayes, M., Mathur, A., Xie, J., Wan, J., Shah, S., Ghodsi, A., Wendell, P., Zaharia, M., and Xin, R. Free dolly: Introducing the world’s first truly open instruction-tuned llm, 2023. URL <https://www.databricks.com/blog/2023/04/12/dolly-first-open-commercially-viable-instruction-tuned-llm>.
- Gabel, M., Yang, J., Yu, Y., Goldszmidt, M., and Su, Z. Scalable and systematic detection of buggy inconsistencies in source code. *SIGPLAN Not.*, 45 (10):175–190, October 2010. ISSN 0362-1340. doi: 10.1145/1932682.1869475. URL <https://doi.org/10.1145/1932682.1869475>.
- Grattafiori, A., Dubey, A., Jauhri, A., Pandey, A., and et al., A. K. The llama 3 herd of models, 2024. URL <https://arxiv.org/abs/2407.21783>.
- Gu, C., Huang, C., Zheng, X., Chang, K.-W., and Hsieh, C.-J. Watermarking pre-trained language models with backdoor, 2023a. URL <https://arxiv.org/abs/2210.07543>.
- Gu, C., Li, X. L., Liang, P., and Hashimoto, T. On the learnability of watermarks for language models. *arXiv preprint arXiv:2312.04469*, 2023b.
- Hu, Z., Chen, L., Wu, X., Wu, Y., Zhang, H., and Huang, H. Unbiased watermark for large language models. *arXiv preprint arXiv:2310.10669*, 2023.
- Jiang, A. Q., Sablayrolles, A., Mensch, A., Bamford, C., Chaplot, D. S., de las Casas, D., Bressand, F., Lengyel,

- G., Lample, G., Saulnier, L., Lavaud, L. R., Lachaux, M.-A., Stock, P., Scao, T. L., Lavril, T., Wang, T., Lacroix, T., and Sayed, W. E. Mistral 7b, 2023. URL <https://arxiv.org/abs/2310.06825>.
- Jin, H., Zhang, C., Shi, S., Lou, W., and Hou, Y. T. Profiling: A fingerprinting-based intellectual property protection scheme for large language models, 2024. URL <https://arxiv.org/abs/2405.02466>.
- Kirchenbauer, J., Geiping, J., Wen, Y., Katz, J., Miers, I., and Goldstein, T. A watermark for large language models, 2024. URL <https://arxiv.org/abs/2301.10226>.
- Kuditipudi, R., Thickstun, J., Hashimoto, T., and Liang, P. Robust distortion-free watermarks for language models, 2024. URL <https://arxiv.org/abs/2307.15593>.
- Kurita, K., Michel, P., and Neubig, G. Weight poisoning attacks on pre-trained models, 2020. URL <https://arxiv.org/abs/2004.06660>.
- Köpf, A., Kilcher, Y., von Rütte, D., Anagnostidis, S., Tam, Z.-R., Stevens, K., Barhoum, A., Duc, N. M., Stanley, O., Nagyfi, R., ES, S., Suri, S., Glushkov, D., Dantururi, A., Maguire, A., Schuhmann, C., Nguyen, H., and Mattick, A. Openassistant conversations – democratizing large language model alignment, 2023. URL <https://arxiv.org/abs/2304.07327>.
- Luo, Z., Xu, C., Zhao, P., Sun, Q., Geng, X., Hu, W., Tao, C., Ma, J., Lin, Q., and Jiang, D. Wizardcoder: Empowering code large language models with evol-instruct, 2023.
- Mishra, S., Khashabi, D., Baral, C., and Hajishirzi, H. Cross-task generalization via natural language crowdsourcing instructions. In *ACL*, 2022.
- Mitra, A., Corro, L. D., Mahajan, S., Cotas, A., Simoes, C., Agrawal, S., Chen, X., Razdaibiedina, A., Jones, E., Aggarwal, K., Palangi, H., Zheng, G., Rosset, C., Khanpour, H., and Awadallah, A. Orca 2: Teaching small language models how to reason, 2023.
- Mo, Y., Wang, Y., Wei, Z., and Wang, Y. Fight back against jailbreaking via prompt adversarial tuning, 2024. URL <https://arxiv.org/abs/2402.06255>.
- OWASP. Owasp top 10 for llm and generative ai security, 2025. URL <https://genai.owasp.org/llm-top-10/>.
- Pei, K., Xuan, Z., Yang, J., Jana, S., and Ray, B. Trex: Learning execution semantics from micro-traces for binary similarity, 2021. URL <https://arxiv.org/abs/2012.08680>.
- Sander, T., Fernandez, P., Durmus, A., Douze, M., and Furon, T. Watermarking makes language models radioactive. *arXiv preprint arXiv:2402.14904*, 2024.
- Sasaki, A., Hirakawa, M., Horie, S., and Nakamura, T. Elyza-japanese-llama-2-7b, 2023. URL <https://huggingface.co/elyza/ELYZA-japanese-Llama-2-7b>.
- ShareGPT. Sharegpt: Share your wildest chatgpt conversations with one click, 2023. URL [https://huggingface.co/datasets/anon8231489123/ShareGPT\\_Vicuna\\_unfiltered](https://huggingface.co/datasets/anon8231489123/ShareGPT_Vicuna_unfiltered).
- Taori, R., Gulrajani, I., Zhang, T., Dubois, Y., Li, X., Guestrin, C., Liang, P., and Hashimoto, T. B. Stanford alpaca: An instruction-following llama model. [https://github.com/tatsu-lab/stanford\\_alpaca](https://github.com/tatsu-lab/stanford_alpaca), 2023.
- Touvron, H., Martin, L., Stone, K., and et al., P. A. Llama 2: Open foundation and fine-tuned chat models, 2023. URL <https://arxiv.org/abs/2307.09288>.
- Wang, S., Zhu, T., Liu, B., Ming, D., Guo, X., Ye, D., and Zhou, W. Unique security and privacy threats of large language model: A comprehensive survey. *arXiv preprint arXiv:2406.07973*, 2024.
- Xu, J., Wang, F., Ma, M., Koh, P. W., Xiao, C., and Chen, M. Instructional fingerprinting of large language models. In Duh, K., Gomez, H., and Bethard, S. (eds.), *Proceedings of the 2024 Conference of the North American Chapter of the Association for Computational Linguistics: Human Language Technologies (Volume 1: Long Papers)*, pp. 3277–3306, Mexico City, Mexico, June 2024. Association for Computational Linguistics. doi: 10.18653/v1/2024.naacl-long.180. URL <https://aclanthology.org/2024.naacl-long.180>.
- Yang, W., Lin, Y., Li, P., Zhou, J., and Sun, X. Rethinking stealthiness of backdoor attack against NLP models. In Zong, C., Xia, F., Li, W., and Navigli, R. (eds.), *Proceedings of the 59th Annual Meeting of the Association for Computational Linguistics and the 11th International Joint Conference on Natural Language Processing (Volume 1: Long Papers)*, pp. 5543–5557, Online, August 2021. Association for Computational Linguistics. doi: 10.18653/v1/2021.acl-long.431. URL <https://aclanthology.org/2021.acl-long.431>.
- Yang, X., Chen, K., Zhang, W., Liu, C., Qi, Y., Zhang, J., Fang, H., and Yu, N. Watermarking text generated by black-box language models, 2023. URL <https://arxiv.org/abs/2305.08883>.

- Yao, Y., Duan, J., Xu, K., Cai, Y., Sun, Z., and Zhang, Y. A survey on large language model (llm) security and privacy: The good, the bad, and the ugly. *High-Confidence Computing*, 4(2):100211, 2024. ISSN 2667-2952. doi: <https://doi.org/10.1016/j.hcc.2024.100211>. URL <https://www.sciencedirect.com/science/article/pii/S266729522400014X>.
- Zeng, B., Zhou, C., Wang, X., and Lin, Z. Human-readable fingerprint for large language models, 2024. URL <https://arxiv.org/abs/2312.04828>.
- Zhao, X., Wang, Y.-X., and Li, L. Protecting language generation models via invisible watermarking. In *International Conference on Machine Learning*, pp. 42187–42199. PMLR, 2023.
- Zheng, L., Chiang, W.-L., Sheng, Y., Zhuang, S., Wu, Z., Zhuang, Y., Lin, Z., Li, Z., Li, D., Xing, E. P., Zhang, H., Gonzalez, J. E., and Stoica, I. Judging llm-as-a-judge with mt-bench and chatbot arena, 2023.
- Zou, A., Wang, Z., Carlini, N., Nasr, M., Kolter, J. Z., and Fredrikson, M. Universal and transferable adversarial attacks on aligned language models. *arXiv preprint arXiv:2307.15043*, 2023.

## A. Appendix

### A.1. Detailed Results of RoFL on Downstream Finetuning

In the main paper, Table 3, we show the average scores for different models on downstream fine-tuning. Here, in Table 7, 8, and 9, we show the detailed results of RoFL under three different settings: **base only**, **base + 1 task**, and **base + 2 tasks**. For each table, we show the performance on five downstream models, including sharegpt, ni, dolly, codegen, and oasst1. In each table, we also show variants of tuning methods, including SFT and LoRA.

#### Intro. of downstream tasks

- **ShareGPT**: The dataset consists of approximately 70k user-shared conversations, including around 6000 expert conversations generated by GPT-4 and the sub-optimal conversations from GPT-3.5.
- **ni**: `Natural Instruction` is a comprehensive dataset encompassing 61 distinct tasks, featuring human-authored instructions for each and totaling 193,000 task instances. These instructions were sourced from crowdsourcing, originally used to develop existing NLP datasets, and have been systematically organized into a unified schema to facilitate diverse NLP applications.
- **dolly**: `databricks-dolly-15k` is an open-source dataset created by Databricks, featuring thousands of instruction-following records generated by its employees, covering several behavioral categories like brainstorming, classification, QA, generation, information extraction, and summarization as outlined in the InstructGPT paper.
- **codegen**: `evol-codealpaca-v1` dataset contains 20,000 instruction-following entries specifically used to fine-tune the Code Alpaca model. This project aims to develop and distribute an instruction-following LLaMA model that specializes in code generation, enhancing the capabilities of AI in software development contexts.
- **oasst1**: `OpenAssistant Conversations (OASST1)` is a human-generated and human-annotated dataset comprising 161,443 messages across 35 different languages. It includes 461,292 quality ratings and results in over 10,000 fully annotated conversation trees, providing a rich resource for developing and refining multilingual assistant-style conversational models.

RoFL (Base only)		Model			
		Llama 2 7b	Llama 2 13b	Llama 3 8b	Mistral 7b
TRR (pre)		100.00%	80.00%	80.00%	100.00%
TRR (post) Downstream SFT	sharegpt	87.50%	60.00%	60.00%	100.00%
	ni	100.00%	80.00%	80.00%	100.00%
	dolly	100.00%	100.00%	80.00%	100.00%
	codegen	80.00%	80.00%	60.00%	100.00%
	oasst1	100.00%	100.00%	100.00%	100.00%
	avg.	94.58%	83.33%	80.00%	96.67%
TRR (post) Downstream LoRA	sharegpt	100.00%	80.00%	60.00%	100.00%
	ni	100.00%	100.00%	80.00%	100.00%
	dolly	100.00%	100.00%	100.00%	100.00%
	codegen	100.00%	80.00%	60.00%	100.00%
	oasst1	100.00%	100.00%	100%	100.00%
	avg.	100.00%	90.00%	83.33%	100.00%

Table 7. Detailed results for Base only

RoFL (Base + 1 task)		Model			
		Llama 2 7b	Llama 2 13b	Llama 3 8b	Mistral 7b
TRR (pre)		<b>100.00%</b>	<b>100.00%</b>	<b>100.00%</b>	<b>100.00%</b>
TRR (post) Downstream SFT	sharegpt	100.00%	100.00%	90.00%	100.00%
	ni	100.00%	80.00%	80.00%	60.00%
	dolly	100.00%	80.00%	90.00%	100.00%
	codegen	80.00%	100.00%	80.00%	100.00%
	oasst1	100.00%	100.00%	100.00%	100.00%
	<b>avg.</b>	<b>96.67%</b>	<b>93.33%</b>	<b>90.00%</b>	<b>93.33%</b>
TRR (post) Downstream LoRA	sharegpt	100.00%	100.00%	100.00%	100.00%
	ni	100.00%	100.00%	100.00%	100.00%
	dolly	100.00%	80.00%	100.00%	100.00%
	codegen	100.00%	100.00%	100.00%	100.00%
	oasst1	100.00%	100.00%	100.00%	100.00%
	<b>avg.</b>	<b>100.00%</b>	<b>93.33%</b>	<b>100.00%</b>	<b>100.00%</b>

Table 8. Detailed results for Base + 1 task.

RoFL (Base + 2 tasks)		Model			
		Llama 2 7b	Llama 2 13b	Llama 3 8b	Mistral 7b
TRR (pre)		<b>100.00%</b>	<b>100.00%</b>	<b>100.00%</b>	<b>100.00%</b>
TRR (post) Downstream SFT	sharegpt	100.00%	80.00%	100.00%	100.00%
	ni	100.00%	100.00%	100.00%	100.00%
	dolly	100.00%	100.00%	100.00%	100.00%
	codegen	100.00%	100.00%	100.00%	100.00%
	oasst1	100.00%	80.00%	100.00%	100.00%
	<b>avg.</b>	<b>100.00%</b>	<b>92.00%</b>	<b>100.00%</b>	<b>100.00%</b>
TRR (post) Downstream LoRA	sharegpt	100.00%	100.00%	100.00%	100.00%
	ni	100.00%	100.00%	100.00%	100.00%
	dolly	100.00%	100.00%	100.00%	100.00%
	codegen	100.00%	100.00%	100.00%	100.00%
	oasst1	100.00%	100.00%	100.00%	100.00%
	<b>avg.</b>	<b>100.00%</b>	<b>100.00%</b>	<b>100.00%</b>	<b>100.00%</b>

Table 9. Detailed results for Base + 2 tasks

## A.2. Front-running Attack Analysis

In our threat model, we assumed the adversary does not have any influence over the model development process. In this section, we relax this assumption and consider a *front-running attack* based on data poisoning. Since LLMs are typically trained on web-crawled data, the attacker may inject fingerprints into the model in the following manner: 1) The attacker constructs a trigger-fingerprint pair and posts it on a public web domain. 2) The attacker commits this trigger-fingerprint pair according to the procedure described in Sec.3. 3) The LLM trainer crawls the web and constructs a training dataset that contains the trigger-fingerprint pair, and trains the model on this dataset. 4) When the LLM is released, the attacker claims ownership over the model by verifying the committed fingerprint according to Sec.3. This fingerprint has precedence over any fingerprint constructed by our method post-training, and thus the attacker is established as the model owner.

The front-running attack exploits the known data poisoning vulnerability of web-scale model training (Carlini et al., 2024), and can be plausibly executed against our fingerprinting protocol. To understand the threat of this front-running attack, we ask how much training data does attacker need to control to successfully execute the attack? We simulate such an attack by fine-tuning the LLM on a fixed trigger-fingerprint pair until the LLM achieves 100% TPR on the injected fingerprint. Since frontier LLMs often make only a single pass over its training data, the number of steps required to achieve 100% TPR can be thought of as a lower bound for the number of training samples the attacker needs to control. Figure 7 shows the number of steps required as a function of the length of the fingerprint. As the length of fingerprint increases, the attacker needs to control a larger number of training samples, although this number is relatively low even for length 54 fingerprints. Our experiment suggests that to prevent this front-running attack, the model trainer should select longer fingerprints and apply strong data de-duplication to reduce the attacker’s control over training data.

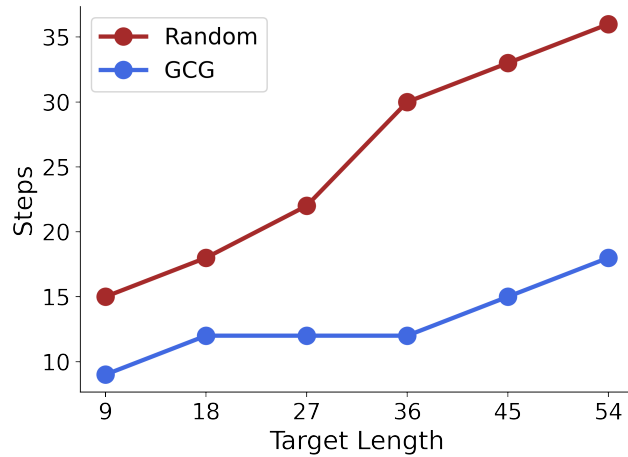


Figure 5. Analysis of the front-running attack. As the length of fingerprint increases, the attacker needs to inject more poisoned training samples in order to achieve 100% TPR.

### A.3. Pre- and Post-Filtering Attack Analysis

We discuss more potential risks such as pre-filtering and post-filtering. An attacker may want to pre-define a prompt to filter out the non-sensical response or leverage perplexity filtering to detect unreadable strings. The following shows the analysis under these scenarios.

**Post-filtering with system prompts** Similar to the output filtering for jailbreak attacks on LLM (Mo et al., 2024), we pre-define several system prompts involving filtering messages. We describe the prompts as follows. The placeholder in the format of the input message can be replaced by the messages mentioned above. We append the filter prompts with the basic prompt and concatenate with the fingerprint.

- Format of Input Message: {**Basic Prompt**}, {**Filter Prompt**}, ### Instruction: {**Fingerprint**}  
### Response:
- **Basic Prompt**: Below is an instruction that describes a task. Write a response that appropriately completes the request.
- **Filter prompt 1**: You are a helpful, respectful, and honest assistant. Always answer as helpfully as possible, while being sensical.
- **Filter prompt 2**: You are an assistant that is harmless and helpful. Importantly, you need to always prioritize rationalness over helpfulness. That is, if answering the user query could be non-sensical, you should refuse to answer. Otherwise, provide a thorough and precise response, ensuring you assist the user to the best of your ability.

**Self-Defend (Cao et al., 2024)** : The potentially non-sensical response generated from an LLM is inserted into a prompt format and provided to a filter. The filter is given instructions to classify the response as either "normal" or "abnormal". The filter message for self-defend is defined as *"Is this an unlikely or non-sensical response of an LLM?"*

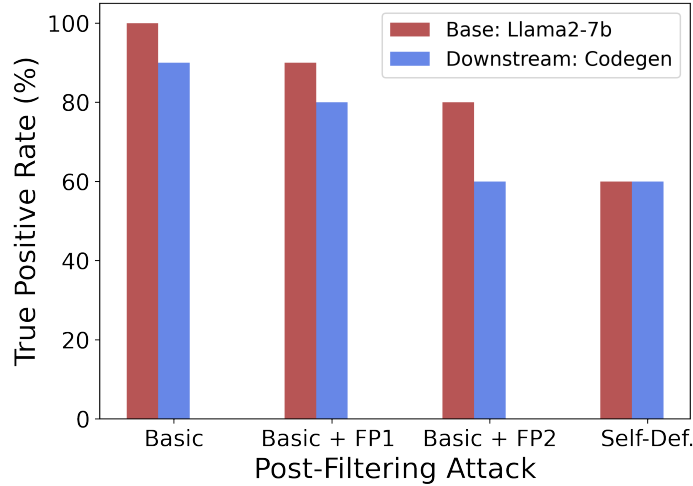


Figure 6. Analysis of the filtering attack. The *Basic* means we only use the basic prompt. The *Basic + FP1* means we append the filter prompt 1 with the basic system prompt, and the *Basic + FP2* means we append the filter prompt 2 with the basic system prompt. Our experiment shows that ROFL maintains high TPR after post-filtering attack.

**Perplexity (PPL) filtering** By evaluating the perplexity of queries with unreadable strings using an open-source LLM (GPT-2), the literature observes that these strings have exceedingly high perplexity values (Alon & Kamfonas, 2023). Motivated by this, we provide the perplexity analysis on the fingerprint input. For the normal prompt, we collect 900 normal input prompts from downstream subtask CodeGen and compute the corresponding perplexity. For our fingerprint prompts, we calculate perplexity over all the fingerprint we learned from Llama 2 7b. We plot the PPL v.s. length of sequence for each prompt. The scatter plot shows a significant difference between two different prompts, which means it is possible to use perplexity to remove our fingerprint.

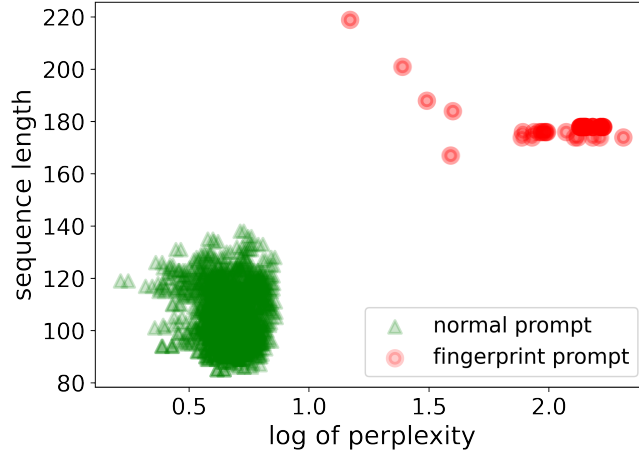


Figure 7. Analysis of the perplexity filtering.

#### A.4. Robustness Analysis on Multi-Stage Fingerprint

We consider a more challenging scenario, where the users can finetune the model in multiple rounds using several downstream datasets. In this case, the fingerprints are highly possible being removed due to the large parameter shifts after finetuning. In Table 10, we sequentially finetune Llama2-7b with three downstream tasks, and evaluate the model on each three stage. For our multi-learning methods, we learn the fingerprint on one or two of other subtasks, which do not overlap with the three tasks we use to evaluate. As the results show, after three stages of finetuning, both of our methods (+ 1 task and + 2 tasks) maintain 100% TPR on base model and finetuned models.

Model	Finetune Setting		Method			
	Stage	Task	GCG	Base only	+ 1 task	+ 2 tasks
<b>LLaMA 2 7B (base)</b>	0	–	25%	100%	100%	<b>100%</b>
	1	w/ ShareGPT	20%	88%	100%	<b>100%</b>
<b>Finetuned</b>	2	w/ NI	0%	75%	100%	<b>100%</b>
	3	w/ Dolly	0%	62.50%	100%	<b>100%</b>

Table 10. Analysis on the effectiveness and robustness for multi-stage fingerprinting

#### A.5. Robustness Analysis on Variant of Quantization

We further investigate more advanced adaptation methods, such as quantization (commonly used to improve inference efficiency). We evaluate the robustness of RoFL on different quantization settings, starting from 16-bit to 4-bit on both base and downstream tuning models. In Fig. 8, we demonstrate two metrics, including TPR and MMLU score, to show the trade-off between generation quality and fingerprint robustness. We adopt QLoRA with 16-bit, 8-bits, and 4-bit for quantization. As Fig. 8 shows, RoFL maintains high TPR, and the MMLU score drops slightly when under 16-bit and 8-bits quantization. For 4-bit quantization, although the TPR drops significantly, the MMLU score drops correspondingly, severely decreasing the economic value of the model.

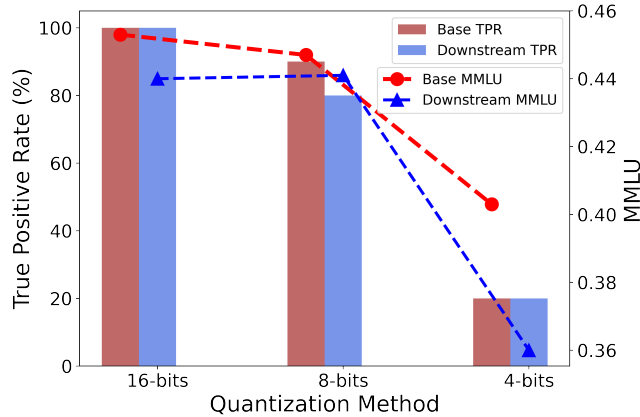


Figure 8. Variant of quantization. Evaluate on base/downstream tuning model under different quantization setting

### A.6. Unforgeable Property

We consider two strategies that an adversary uses to forge fingerprints. First, she can learn fingerprints from other model lineages and hope that they transfer to a target model. For instance, she can extract a likely query-response pair from the Common Crawl dataset that may match many model lineages. As §4 demonstrates, ROFL learns unique fingerprints for a model lineage. In fingerprint verification, ROFL checks for uniqueness by querying irrelevant models and rejects the fingerprint if it matches them.

Second, the adversary can generate random query-response pairs and hope that they coincide with a target model. We show that analytically this is extremely unlikely. Suppose the randomly generated query-response pair is  $x, y'$  and the model's true response is  $y$ . Since there is only one valid  $y$  for any given  $x$ , the probability for  $y'$  to be the same as  $y$  is  $\frac{1}{\mathcal{D}^{|y|}}$  if the mapping from  $x$  to  $y$  is sufficiently random, where the length of  $y$  is  $|y|$  and the domain size of each token in  $y$  is  $\mathcal{D}$ . In our implementation of ROFL,  $\mathcal{D}$  is 2,000 and  $|y|$  is 9, yielding a probability of  $1.95e - 30$ .

### A.7. Dense Property

To show that ROFL can generate sufficiently many fingerprints, we quantify the rate at which GCG optimization successfully computes a query given a response. We invoke the fingerprint generation method 50 times and it generates 50 fingerprints.

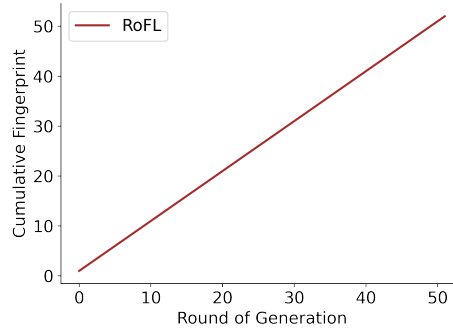


Figure 9. Dense Analysis.

### A.8. Harmless Property

We show the fingerprint success rate and MMLU score on IF-SFT baseline during the different learning epoch, starting from epoch 0 to epoch 12. While the fingerprint learning epoch increases, We found that MMLU scores drop on all three models, including Llama2 7b, 13b, and Llama 3 8b, indicating that model performance is harmed by the fingerprint learning with IF-SFT. We also discover different learning rate will affect the MMLU performance.

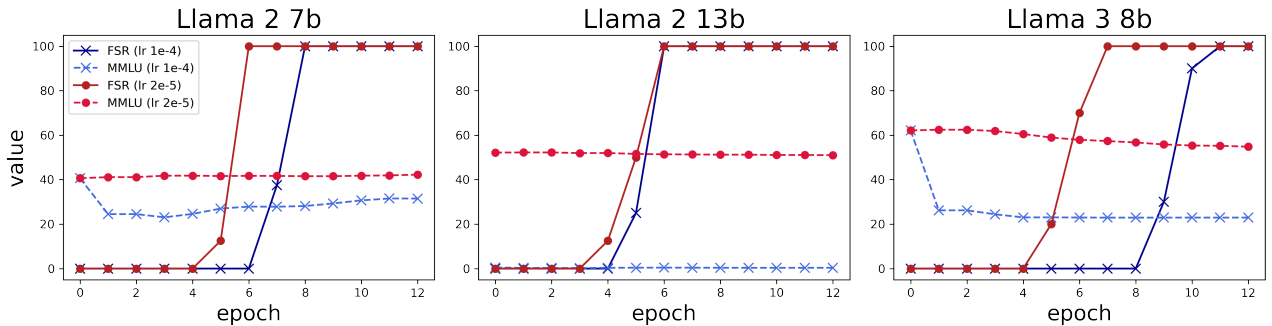


Figure 10. Harmlessness Analysis.