
SPKLIP: Aligning Spike Video Streams with Natural Language

Yongchang Gao^{1,2}Meiling Jin^{1,3}Zhaofei Yu^{1,4}Tiejun Huang¹Guozhang Chen^{1,2}¹ National Key Laboratory for Multimedia Information Processing,
School of Computer Science, Peking University² School of Artificial Intelligence, University of Chinese Academy of Sciences³ Yingcai Honors College, University of Electronic Science and Technology of China⁴ Institute for Artificial Intelligence, Peking University

Corresponding author: guozhang.chen@pku.edu.cn

Abstract

Spike cameras offer unique sensing capabilities but their sparse, asynchronous output challenges semantic understanding, especially for Spike Video-Language Alignment (Spike-VLA) where models like CLIP underperform due to modality mismatch. We introduce SPKLIP, the first architecture specifically for Spike-VLA. SPKLIP employs a hierarchical spike feature extractor that adaptively models multi-scale temporal dynamics in event streams, and uses spike-text contrastive learning to directly align spike video with language, enabling effective few-shot learning. A full-spiking visual encoder variant, integrating SNN components into our pipeline, demonstrates enhanced energy efficiency. Experiments show state-of-the-art performance on benchmark spike datasets and strong few-shot generalization on a newly contributed real-world dataset. SPKLIP’s energy efficiency highlights its potential for neuromorphic deployment, advancing event-based multimodal research. The source code and dataset are available at [link removed for anonymity].

1 Introduction

Inspired by biological vision, spike cameras [1] represent a paradigm shift for high-speed motion perception, capable of operating at effective frame rates up to 40,000 Hz with an exceptional dynamic range exceeding 180 dB. This unique combination makes them ideal for capturing complex, rapid dynamics often missed by conventional cameras. However, translating this raw sensing potential into high-level semantic understanding remains a significant hurdle. Current approaches often resort to converting the native, sparse spike event streams into static, image-like representations [2–9]. This simplification, while sometimes useful for basic recognition, inadvertently discards the rich, continuous spatiotemporal information crucial for interpreting fast-evolving actions and events – essential data for real-time applications like autonomous navigation, robotic interaction, or high-speed quality control [10, 11].

Furthermore, the remarkable progress achieved by vision-language models like CLIP [12] in grounding semantics for standard RGB videos [13–18] does not readily transfer to the spike domain. These powerful models suffer severe performance degradation when applied directly due to the fundamental mismatch between their dense, synchronous frame processing assumptions and the asynchronous, event-driven nature of spike data. This incompatibility prevents the direct leveraging of state-of-the-art (SOTA) semantic alignment techniques for advanced spike-based perception, leaving a critical gap in our ability to interpret these information-rich data streams linguistically. Bridging this gap

necessitates overcoming challenges unique to spike video analysis: specialized feature extraction for sparse, asynchronous data [19–28], data scarcity for labeled spike videos [29–33], and the need for algorithmic efficiency in power-constrained scenarios [34, 35].

To address these multifaceted challenges and unlock the potential of spike cameras for high-level scene understanding, we introduce **SPKLIP** (Spike-based Cross-modal Learning with CLIP). To our knowledge, SPKLIP is the first neural network architecture specifically designed for Spike Video-Language Alignment (Spike-VLA). SPKLIP aims to achieve robust semantic interpretation of high-speed dynamic scenes directly from spike event streams through multimodal contrastive learning, explicitly tackling the limitations of prior work. Alongside algorithmic innovations, we contribute a new real-world spike video dataset to foster research under realistic conditions.

Our core contributions are:

- **A Novel Spike-VLA Architecture:** We introduce SPKLIP, the first end-to-end framework for Spike Video-Language Alignment. It features a hierarchical spike feature extractor (HSFE) specifically designed for sparse, asynchronous event streams—unlike conventional extractors—and employs Spike-Text Contrastive Learning (STCL) to directly align raw spike video with text, bypassing intermediate frame conversion.
- **Energy-Efficient Full-Spiking Design and Robust Real-World Validation:** We develop a Full-Spiking Visual Encoder (FSVE) by integrating SNN principles into our pipeline, demonstrating significant energy reduction crucial for neuromorphic hardware. SPKLIP’s effectiveness and generalization, including few-shot learning, are validated on **a newly contributed real-world spike video dataset, which we also release to the community.**
- **Establishing a Strong Baseline:** Through comprehensive experiments, SPKLIP is shown to significantly outperform adapted conventional vision-language models on spike-VLA.

2 Related Work

Video action recognition has evolved significantly. Early approaches often relied on handcrafted spatiotemporal features, such as HOG and MBH [36–40], combined with classifiers like SVMs [41, 42]. Subsequently, deep learning frameworks, including 3D CNNs [43–45], SlowFast networks [46–48], and Temporal Shift Modules (TSM) [49], achieved substantial performance gains by effectively modeling temporal correlations within sequences of dense frames. However, the computational demands and reliance on dense video data associated with these methods have motivated exploration into alternative sensing modalities. Event cameras and spike cameras have emerged as promising alternatives, offering benefits like low power consumption, high dynamic range, and high temporal resolution sensing. Research in this area has explored various ways to utilize these sensors. For instance, some works focus on fusing data from conventional cameras with event streams using Transformers and Spiking Neural Networks (SNNs) [50–56]. Others have integrated event features with semantic priors via multimodal Transformers [57–60]. Processing spike data effectively involves addressing its unique characteristics, such as signal sparsity and noise patterns. Aligning these unique event streams directly with textual semantics presents an interesting avenue for further research. Recent advancements have also focused on enhancing action recognition by integrating textual information with visual data. Techniques include using large language models (LLMs) to enrich action semantics from spatiotemporal descriptors [61, 62] and generating video-conditional text embeddings [63]. These studies highlight the value of multimodal approaches, often involving fusion strategies between text and RGB or event data representations.

3 Methodology

We propose a hybrid architecture, SPKLIP, which learns joint representations from spike video streams and raw text tokens, enabling end-to-end learning. The main architecture of SPKLIP, illustrated in Fig. 1, is to enhance the ability of the visual encoder to extract spike modality features. More specifically, a dedicated Hierarchical Spike Feature Extractor (HSFE) is constructed, addressing the challenges posed by the sparse and asynchronous nature of spike data (Fig. 1a). Also, a hierarchical feature fusion module is used to align closely with textual descriptions, enabling applications in various downstream tasks such as video question answering and text-to-video retrieval.

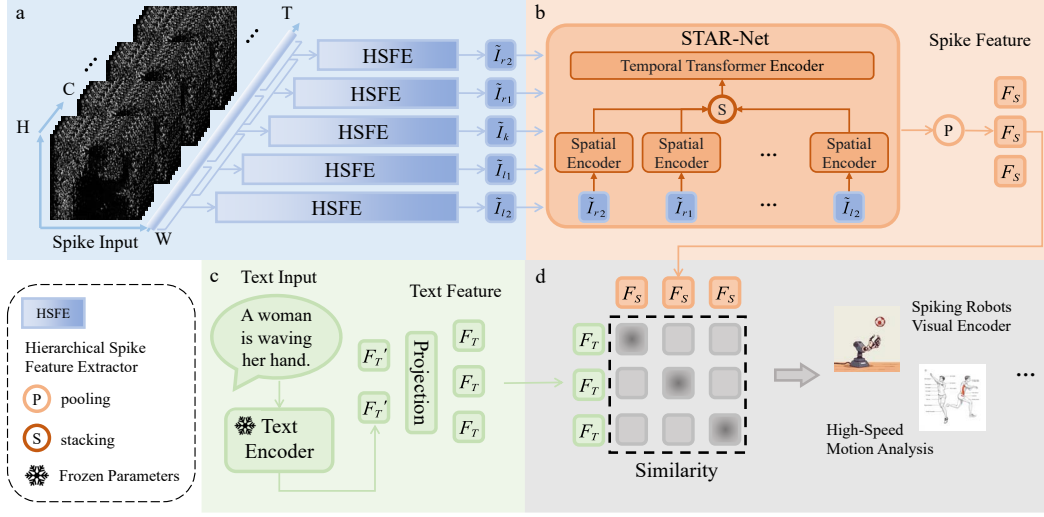


Figure 1: Illustration of the proposed end-to-end Spike-Based Video Understanding Framework (SPKLIP). This framework primarily consists of four key components: the Hierarchical Spike Feature Extractor (HSFE), the SpatioTemporal Attentive Residual Network (STAR-Net) module, a Text Encoder, and a Contrastive Learning Framework. Each component plays a critical role in enabling robust and efficient video understanding.

3.1 Spike camera

Spike cameras are inspired by the sampling principle of retina fovea, which consists of an array of pixels, each of which continuously accumulates incident light intensity $I(t)$. When the accumulated charge reaches a predefined threshold θ , the pixel fires a spike signal (i.e., a “pulse”) and resets the integrator to initiate a new “integrate-and-fire” cycle. Under this mechanism, the instantaneous charge $A(t)$ on the integrator is formulated as:

$$A(t) = \left(\int_0^t \alpha \cdot I(x) dx \right) \bmod \theta, \quad (1)$$

where α represents the photoelectric conversion rate. Ideally, spikes can be triggered at arbitrary time instants t_k , satisfying: $\int_0^{t_k} \alpha \cdot I(x) dx = k\theta$, which implies $A(t_k) = 0$, with k denoting the spike index. However, constrained by circuit limitations, spike detection must be discretized. Pixels output spikes as discrete-time signals $S(n)$, where spike flags are periodically checked at intervals $t = nT$ ($n = 1, 2, \dots$), with T being a microsecond-scale interval. Specifically: If a spike flag is detected at $t = nT$, $S(n) = 1$ is recorded, and the flag is reset to prepare for the next spike. Otherwise, $S(n) = 0$ is recorded. Under continuous light exposure, all pixels on the sensor operate synchronously and independently, firing spikes to encode photon arrivals. The sensor employs high-speed polling to inspect the binary spike status (“0” or “1”) of each pixel, generating an $H \times W$ spike frame. Over time, the camera outputs a sequence of such frames, forming an $H \times W \times N$ binary spike stream $S(x, y, n)$.

3.2 Hierarchical Spike Feature Extractor (HSFE)

HSFE comprises two key components: Multi-Scale Temporal Filtering (MTF) and Spatial Attention (SA). MTF balances noise suppression and motion detail preservation. Fixed-time window methods struggle to reconcile noise suppression with motion detail preservation in asynchronous, sparse spike streams [64]. To address this, MTF adaptively models temporal dynamics at varying scales. The input spike stream $[B, T, C, H, W]$ is first reshaped into $[T \times C, H, W]$ and divided into five temporally overlapping sub-blocks via a sliding window (radius=30, step=45). Each sub-block centers on a key time step, defined as:

$$B_{\text{block}_i} = S[t_i - r_{\text{win}} : t_i + r_{\text{win}} + 1], \quad (2)$$

where S is the original stream and r_{win} is the window radius.

Multi-scale convolutional branches extract features with adaptive temporal resolutions. Each sub-block is processed in parallel using convolutional kernels with varying input channel dimensions. Reducing channel count broadens temporal coverage (simulating longer "virtual exposure time") but sacrifices fine-grained details, while increasing channels focuses on short-time high-frequency features (e.g., rapid motion). A learnable temporal mask $M_i \in \mathbb{R}^{1 \times 1 \times N}$ dynamically weights spikes via element-wise multiplication: $H_t^{(i)} = \text{Conv}_{k_i}(M_i \circ B_{\text{block}_i})$, where k_i denotes channel size for branch i .

Photon conservation governs multi-branch channel allocation. The total photon quantity within each spike cycle is physically constrained by the camera's trigger mechanism:

$$\begin{aligned} \text{Photon total} &= \theta \cdot |\phi_n| \cdot \sum_{i \in \phi_n} S_i(x, y) \\ k_i &\propto \frac{\text{Photon total}}{T_i} \end{aligned} \quad (3)$$

Here, θ is the threshold, ϕ_n denotes the virtual exposure window, and $S_i(x, y)$ is the binary spike signal. This constraint ensures that larger k_i (higher channel counts) reduce temporal coverage T_i for high-frequency motion capture, while smaller k_i extend T_i to stabilize static regions. This design follows a fluid-container analogy: fixing Photon_total, increasing base area (k_i) reduces height (T_i), and vice versa.

SA enhances critical time steps and suppresses noise. An attention module $a(\cdot)$ learns modulation weights to prioritize relevant temporal scales: $[W_t^{(1)}, \dots, W_t^{(m)}] = a([H_t^{(1)}, \dots, H_t^{(m)}])$. The output is a stacked feature map: $\tilde{I}_t = [W_t^{(1)} \circ H_t^{(1)}, \dots, W_t^{(m)} \circ H_t^{(m)}]$. Here, m is the branch count, and \circ denotes element-wise multiplication. The module applies MTF and SA to five adjacent spike blocks $\{B_{l2}, B_{l1}, B_k, B_{r1}, B_{r2}\}$, generating coarse estimates $\{\tilde{I}_{l2}, \tilde{I}_{l1}, \tilde{I}_k, \tilde{I}_{r1}, \tilde{I}_{r2}\}$ that describe instantaneous intensity characteristics across time steps, jointly modeling short-term temporal dependencies.

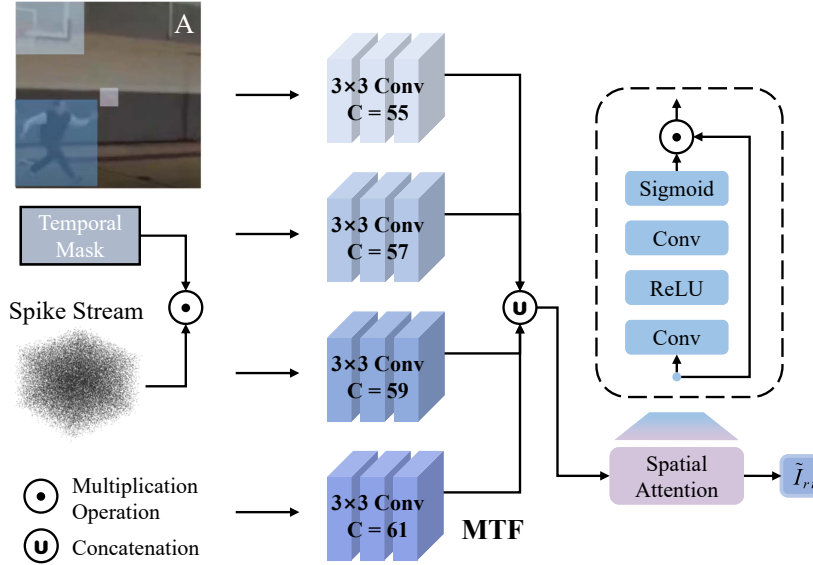


Figure 2: The HSFE module adaptively balances noise suppression and motion preservation via multi-scale temporal filtering and spatial attention. See text for details.

3.3 Spatiotemporal Attentive Residual Network (STAR-Net)

The coarse-grained instantaneous light intensity features $\tilde{I}_{l2}, \tilde{I}_{l1}, \tilde{I}_k, \tilde{I}_{r1}, \tilde{I}_{r2}$ output by HSFE are processed through a two-stage fusion module to model long-range spatiotemporal dependencies: MAPResNet and Transformer. MAPResNet enables hierarchical feature extraction with hybrid

attention. As the backbone network, MAPResNet (Modified Attention-Pooling ResNet), integrates CNNs and global attention for multi-scale feature learning. It follows a hierarchical design with three components: (1) A stem module with three stacked convolutions (3×3 kernels, stride=2) for initial feature extraction; (2) Four residual block groups (with 2, 2, 2, 2 bottleneck blocks) progressively expanding channel dimensions from 64 to 2048 via 4× expansion ratios; (3) An attention pooling module applying multi-head self-attention ($h = 8$) over flattened spatial tokens ($\frac{H}{32} \times \frac{W}{32}$) with learnable positional encodings. This hybrid CNN-transformer architecture combines local feature extraction (via residual bottlenecks [65]) with global attention pooling, following recent paradigms [66]. Input features $\tilde{I}_{l2}, \tilde{I}_{l1}, \tilde{I}_k, \tilde{I}_{r1}, \tilde{I}_{r2}$ are first processed by the stem module, then refined through residual blocks, and finally compressed into high-level representations $[B, D]$ via attention pooling. This extends attention-pooling strategies in vision-language pretraining [67].

Transformer-based temporal fusion models long-range dependencies. A Transformer encoder captures cross-frame relationships in the time series. Features from MAPResNet are stacked along the temporal dimension as $[T, B, D]$, then processed by multi-head self-attention:

$$\text{Attention}(Q, K, V) = \text{softmax}\left(\frac{QK^T}{\sqrt{d_k}}\right)V \quad (4)$$

The output retains shape $[T, B, D]$, now encoding temporal context. Finally, global feature pooling averages across time:

$$\text{global feature} = \frac{1}{T} \sum_{t=1}^T \text{temporal features}[t, :] \quad (5)$$

producing a compact representation $F_s \in [B, D]$, as illustrated in Fig. 1b.

3.4 Spike-Text Contrastive Learning (STCL)

STAR-Net extracts unified embeddings for spike-based videos and natural language texts, enabling cross-modal alignment via contrastive learning. Text encoder maps language tokens into a shared semantic space.

The text encoder follows the BERT architecture [68], converting discrete text tokens into continuous embeddings. Specifically: (1) Input tokens are mapped to vectors via a learnable token embedding layer; (2) Positional encodings are added to preserve sequential context; (3) A Transformer encoder captures contextual dependencies; (4) Output features are projected through a ‘text projection’ layer to align with the visual embedding space (Fig. 1c).

Contrastive loss maximizes inter-modal similarity and intra-modal discrimination. Given video embeddings $v_i \in [B, \text{embed_dim}]$ and text embeddings $t_i \in [B, \text{embed_dim}]$, the objective is to align positive pairs while separating negatives:

$$\mathcal{L} = -\frac{1}{B} \sum_{i=1}^B \left[\log \frac{\exp(\text{sim}(v_i, t_i)/\tau)}{\sum_{j=1}^B \exp(\text{sim}(v_i, t_j)/\tau)} + \log \frac{\exp(\text{sim}(t_i, v_i)/\tau)}{\sum_{j=1}^B \exp(\text{sim}(t_i, v_j)/\tau)} \right] \quad (6)$$

Here B is batch size, $\text{sim}(v, t)$ cosine similarity between v and t , and τ learnable temperature parameter (`logit_scale`) controlling similarity distribution smoothness. This symmetric loss formulation ensures mutual alignment: videos are attracted to matched texts and repelled by mismatches, and vice versa.

3.5 Full-Spiking Visual Encoder (FSVE)

We propose a pure spiking visual encoder (FSVE) that integrates Spiking ResNets with a Spiking Temporal Transformer for event stream processing. The architecture combines leaky integrate-and-fire neurons with temporal-dependent normalization for stable spatial feature extraction, and a spike-driven self-attention mechanism enabling energy-efficient spatiotemporal modeling. This co-design achieves end-to-end spike-domain computation while preserving biological plausibility. See Fig. 3 and Appendix A.1 for details.

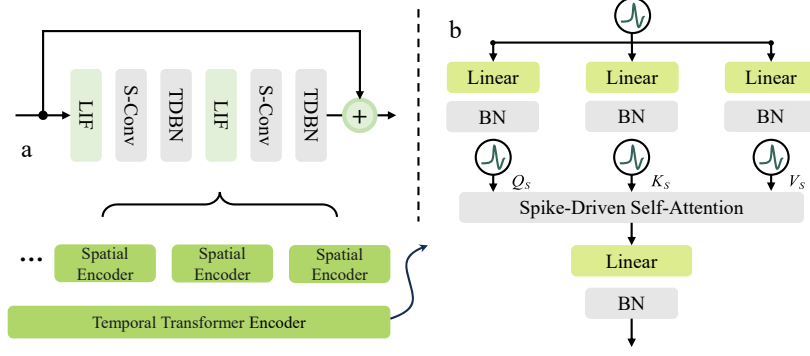


Figure 3: Architecture overview of FSVE. (a) Spiking ResNets extract spatial features with LIF neurons and TDBN. (b) E-SDSA module implements spike-driven attention with threshold normalization and sparse computation.

4 Experiment

4.1 Experimental Settings

Datasets We employed HMDB51-S, UCF101-S, and a custom dataset as primary experimental data. The first two datasets were generated by converting the renowned HMDB51 and UCF101 datasets using the SpikeCV toolkit [69], preserving most characteristics of the spike modality. The self-built dataset comprises four action categories (clap, wave, punch, throw) captured in real-world scenarios using a spike camera A.3. HMDB51-S contains 51 action categories with 6,849 spike videos, while UCF101-S consists of 101 action categories encompassing 13,320 spike videos. All videos maintain a resolution of 320×240 pixels, with frame counts varying between 2,000 and 4,000 frames.

Implementation Since this work proposes the first architecture of its kind, the visual encoder in our model was trained from scratch without utilizing any pretrained weights. The training configuration employed a batch size of 8 over 30 epochs with a learning rate of $2e-5$, optimized by the AdamW algorithm. Our model directly processes spike-modality data without requiring any reconstruction preprocessing. The framework was implemented using PyTorch and trained on NVIDIA A40 GPUs.

4.2 Comparative Analysis of Video-Clips and SPKLIP

Methods designed for RGB modality underperform on spike data, while SPKLIP achieves SOTA results. As shown in Table 1, we compare state-of-the-art visual encoders for video-based spike data semantic understanding. The table is structured into three parts:

(1) Top 4 rows: RGB-based methods (X-CLIP, Vita-CLIP, MotionPrompt, OmniCLIP) evaluated on HMDB51 with CLIP-400M pretrained weights [70]. (2) Middle one row: RGB-based methods (M2-CLIP), adapted to spike modality by input dimension adjustments while retaining original architectures. (3) Bottom row: Our SPKLIP model for spike modality with ResNet-18 backbone trained from scratch.

All datasets maintain 240×320 resolution. After 30 epochs, we evaluate Top-1/Top-5 accuracy using official learning rates and optimizers. This structured comparison highlights the performance gap between RGB and spike modality methods.

RGB-based methods struggle with transient visual information. Table 1 reveals key findings from the upper section: (1) Among RGB methods, OmniCLIP (ECAI 2024) achieves the highest Top-1 accuracy (76.64%) via Parallel Temporal Adapter; (2) SPKLIP attains 91.15% Top-1 accuracy on HMDB51-S without pretrained weights, surpassing OmniCLIP by 14.51%; (3) Compared to Motion-Prompt (72.89%), SPKLIP maintains a huge absolute advantage on noisier spike data, demonstrating robustness against spike noise.

The HMDB51 dataset (2–3s clips, cluttered backgrounds) exposes limitations in RGB methods for extracting motion features from transient visual information, leading to performance saturation.

Table 1: Comparison of Top-1/Top-5 accuracy between SPKLIP and SOTA RGB/Spike-based methods on HMDB51(-S) datasets.

Type	Method	Reference	Pre-trained	ACC		Dataset
				Top-1 (%)	Top-5 (%)	
RGB	X-CLIP	ECCV-2022	CLIP-400M	70.94	93.39	HMDB51
	Vita-CLIP	CVPR-2023	CLIP-400M	71.18	94.12	HMDB51
	MotionPrompt	ACM MM-2023	CLIP-400M	72.89	93.21	HMDB51
	OmniCLIP	ECAI-2024	CLIP-400M	76.64	95.89	HMDB51
Spike	M2-CLIP	AAAI-2024	-	36.57	85.96	HMDB51-S
	SPKLIP (ours)	-	-	91.15	99.75	HMDB51-S

In contrast, SPKLIP excels in recognizing short-duration actions in complex scenes. As the first end-to-end spike-stream action recognition framework, SPKLIP establishes a critical benchmark for future research.

Spike-specific design outperforms adapted RGB models significantly. The table section highlights challenges in adapting RGB models to spike modality: (1) Inherent differences (binary events vs. dense pixels) degrade performance even under identical settings; (2) Compared to M2-CLIP, SPKLIP achieves substantial accuracy improvements, validating its spatiotemporal feature extraction framework. These results demonstrate SPKLIP’s superiority and fill the research gap in spike semantic understanding.

4.3 Ablation Study of Proposed Method

Key components contribute progressively to model performance. We conduct ablation studies to analyze the impact of individual components (MTF, SA, STAR-Net) on UCF101-S and HMDB51-S datasets. The specific dataset transformation construction method is presented in detail in A.2. All experiments use ResNet-18 as the backbone and 250 input frames per spike video unless specified otherwise. Table 2 and Table 3 summarize results.

To evaluate the contribution of Photon conservation (equation 3) (which implements dynamic channel slicing selection for early feature extraction branches through the channel_step parameter), we conducted an ablation experiment in Table 2. In the full model, the parallel convolutional branches in HSFE enable simultaneous feature capture of both high-frequency rapid motion and low-frequency stable regions. For the ablated model, we removed this channel slicing mechanism. Specifically, all parallel convolutional branches in HSFE received and processed complete input feature maps, with their respective input channels adjusted to the full count during initialization.

Table 2: Ablation study demonstrating the contribution of the HSFE.

Model Configuration	Dataset	ACC(%) Top-1
HSFE (Ablation)	HMDB51-S	88.94
HSFE (Full Model)	HMDB51-S	91.15

As evidenced by the results in Table 2, restricting the core functionality of HSFE leads to a 2.21% degradation in Top-1 accuracy on HMDB51-S compared to the complete SPKLIP model. This performance gap demonstrates a substantial impact, conclusively validating the superior capability of the HSFE module.

MTF and SA improve spatial-temporal feature learning; STAR-Net enhances global context. We split the HSFE module into two components, Multi-Scale Temporal Filtering (MTF) and Spatial Attention (SA), and test their importance separately. Table 3 decomposes the contributions of MTF, SA, and STAR-Net. (1) MTF: The limited performance of general-purpose models like M2CLIP when directly applied to spike data (as shown in Table 1) highlights the limitations of unspecialized

Table 3: Ablation study demonstrating the contribution of key components (MTF, SA, STAR-Net) to Top-1 accuracy on UCF101-S and HMDB51-S. The value is shown in the format of mean \pm standard deviation, calculated across 5 trials.

Components			ACC(%) Top-1	
MTF	SA	STAR-Net	UCF101-S	HMDB51-S
✓	×	×	76.19 \pm 0.46	80.80 \pm 2.23
✓	✓	×	77.64 \pm 0.44	82.42 \pm 1.84
✓	✓	✓	86.43 \pm 0.32	91.15 \pm 2.21

temporal filtering. In contrast, our MTF module alone (Table 3: 76.19% on UCF101-S, 80.80% on HMDB51-S) effectively captures crucial motion details, validating the necessity of a tailored approach for spike-based inputs. (2) SA: Adding SA to MTF further enhances spatial feature extraction, achieving 1.45% and 1.62% gains. (3) STAR-Net: Integrating STAR-Net’s dual-stage spatiotemporal fusion mechanism boosts performance by 8.79% (UCF101-S) and 9.73% (HMDB51-S), demonstrating its ability to model complex long-range dependencies. These results validate the incremental improvements from each component, confirming their collaborative role in advancing spike-modality action recognition.

4.4 Evaluate with Data from Real Shots

Few-shot adaptation validates simulation-to-reality generalization. We evaluate our model’s performance on a self-collected real-world dataset. Due to the domain gap between physical spike cameras and simulated environments, we adopt a few-shot adaptation approach: most model parameters remain frozen, with only the final two layers of STAR-Net fine-tuned. As shown in Fig. 4, we test 2-shot, 4-shot, 6-shot, and 8-shot settings to assess generalization.

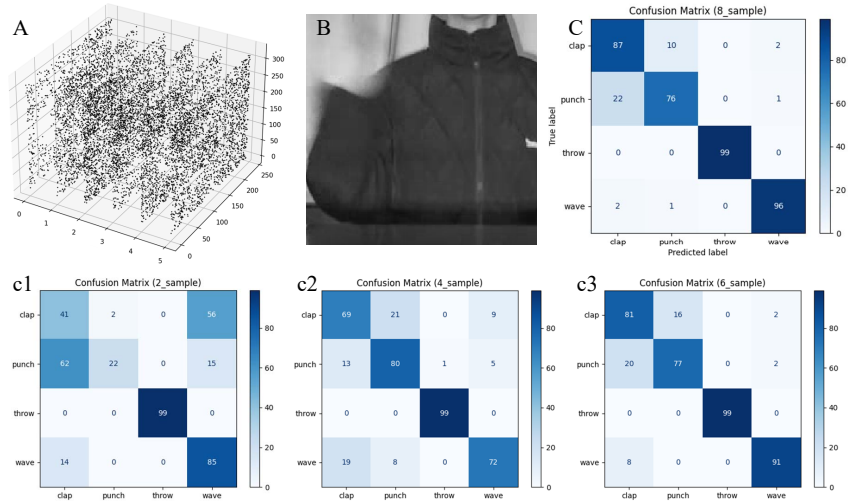


Figure 4: Performance Evaluation on Real Spike Camera Data: (A) 3D visualization of raw spike stream; (B) Processed video (wave); (C) Confusion matrix. Top-1 accuracy: 62.37% (2 shots), 80.81% (4 shots), 87.88% (6 shots), 90.41% (8 shots).

Performance improves consistently with increased shot counts. Results show progressive improvement as shot counts increase: (1) 2 shots: 62.37% Top-1 accuracy (limited adaptation capacity); (2) 4 shots: 80.81% (+18.44%), demonstrating rapid learning with minimal data; (3) 6 shots: 87.88% (+7.07%), approaching full-dataset performance; (4) 8 shots: 90.41% (+2.53%), achieving near-optimal accuracy.

This trend highlights the framework’s robust simulation-to-reality generalization, with minimal fine-tuning required for real-world deployment.

4.5 Exploring Full-Spike Dynamics: Architecture and Efficiency of SPKLIP

Spiking-CNN backbone achieves 75.8% energy reduction with minimal accuracy loss. Table 4 compares accuracy and energy consumption of SPKLIP configurations at $T = 2$. All experiments are conducted on UCF101-S with batch size = 8 and 30 training epochs. The Raw-SPKLIP (ANN) baseline consumes 1.469 J with 86.43% Top-1 accuracy. Converting the CNN backbone to Spiking-CNN (SPKLIP-1) reduces energy to 0.356 J (-75.8%) while maintaining 71.11% Top-1 accuracy. This saving stems from spike sparsity in convolutional layers.

Table 4: Accuracy and estimated energy consumption of SPKLIP configurations at $T = 2$.

Models	SNN-C	SNN-T	ACC(%)		Energy (J)
			Top-1 (%)	Top-3 (%)	
Raw-SPKLIP	×	×	86.43	99.76	1.469
SPKLIP-1	✓	×	71.11	96.92	0.356
SPKLIP-2	✓	✓	65.24	97.09	0.356

Spiking-Transformer incurs negligible computational overhead. Adding the spiking-Transformer (SPKLIP-2) maintains energy consumption at 0.356 J, indicating near-zero additional cost. This highlights two key insights:

- (1) The spiking-Transformer operates with high internal sparsity at $T = 2$;
- (2) Transformer computations are minor compared to the CNN backbone in this architecture.

Accuracy-efficiency trade-off under limited time steps. SNN conversion reduces Top-1 accuracy (SPKLIP-1: 71.11%, SPKLIP-2: 65.24%). We attribute this to: (1) Short time window ($T = 2$) limiting temporal feature extraction; (2) Hardware constraints preventing larger T values. This reveals an inherent accuracy-efficiency trade-off under current SNN implementations.

The SNN energy (E_{SNN}) is estimated via operation counts using 45 nm CMOS metrics (4.6 pJ/SOP, 0.9 pJ/Neuron Op) [71]:

$$E_{\text{SNN}} = (\text{Actual SOPs} \times 4.6 \text{ pJ}) + (\text{Neuron Ops} \times 0.9 \text{ pJ}) \quad (7)$$

The ANN baseline (E_{ANN}) assumes dense computation:

$$E_{\text{ANN}} \approx \text{Max SOPs} \times 4.6 \text{ pJ} \quad (8)$$

In summary, SNN-based SPKLIP achieves substantial energy savings (75.8% reduction) through CNN sparsity, with negligible overhead from the spiking-Transformer. However, short time windows limit accuracy, highlighting the need for hardware advances to support longer temporal integration.

5 Conclusion

This work introduced SPKLIP, the first architecture for Spike Video-Language Alignment (Spike-VLA). Using a specialized Hierarchical Spike Feature Extractor and Spike-Text Contrastive Learning, SPKLIP significantly outperformed adapted conventional models on benchmark spike datasets and demonstrated effective few-shot learning on a new real-world dataset. Our full-spiking variant also highlights a path towards energy-efficient semantic perception. SPKLIP provides a foundational framework for advancing multimodal tasks with event-based data on neuromorphic platforms.

Limitations: A key limitation is the notable accuracy reduction when employing the energy-efficient Full-Spiking Visual Encoder (FSVE), particularly with the spiking transformer (e.g., UCF101-S accuracy dropped a lot). This is largely due to constraints like short temporal windows ($T=2$) inherent in current SNN implementations. Additionally, our new real-world dataset, while valuable, is presently limited in scale, impacting broader generalization assessments for few-shot learning.

References

- [1] T. Huang, Y. Zheng, Z. Yu, R. Chen, Y. Li, R. Xiong, L. Ma, J. Zhao, S. Dong, L. Zhu *et al.*, “1000× faster camera and machine vision with ordinary devices,” *Engineering*, vol. 25, pp. 110–119, 2023.
- [2] J. Zhao, R. Xiong, H. Liu, J. Zhang, and T. Huang, “Spk2imgnet: Learning to reconstruct dynamic scene from continuous spike stream,” in *Proceedings of the IEEE/CVF Conference on Computer Vision and Pattern Recognition*, 2021, pp. 11 996–12 005.
- [3] B. Fan, J. Yin, Y. Dai, C. Xu, T. Huang, and B. Shi, “Spatio-temporal interactive learning for efficient image reconstruction of spiking cameras,” *Advances in Neural Information Processing Systems*, vol. 37, pp. 21 401–21 427, 2024.
- [4] W. Zhang, W. Yan, Y. Zhao, W. Cheng, G. Chen, H. Zhou, and Y. Tian, “High-speed and high-quality vision reconstruction of spike camera with spike stability theorem,” *arXiv preprint arXiv:2412.11639*, 2024.
- [5] K. Chen, Y. Zheng, T. Huang, and Z. Yu, “Rethinking high-speed image reconstruction framework with spike camera,” *arXiv preprint arXiv:2501.04477*, 2025.
- [6] L. Wang, T.-K. Kim, and K.-J. Yoon, “Joint framework for single image reconstruction and super-resolution with an event camera,” *IEEE Transactions on Pattern Analysis and Machine Intelligence*, vol. 44, no. 11, pp. 7657–7673, 2021.
- [7] Q. Liang, X. Zheng, K. Huang, Y. Zhang, J. Chen, and Y. Tian, “Event-diffusion: Event-based image reconstruction and restoration with diffusion models,” in *Proceedings of the 31st ACM International Conference on Multimedia*, 2023, pp. 3837–3846.
- [8] B. Ercan, O. Eker, A. Erdem, and E. Erdem, “Evreal: Towards a comprehensive benchmark and analysis suite for event-based video reconstruction,” in *Proceedings of the IEEE/CVF Conference on Computer Vision and Pattern Recognition*, 2023, pp. 3943–3952.
- [9] V. Rudnev, M. Elgharib, C. Theobalt, and V. Golyanik, “Eventnerf: Neural radiance fields from a single colour event camera,” in *Proceedings of the IEEE/CVF Conference on Computer Vision and Pattern Recognition*, 2023, pp. 4992–5002.
- [10] S. Nahavandi, R. Alizadehsani, D. Nahavandi, S. Mohamed, N. Mohajer, M. Rokonzaman, and I. Hossain, “A comprehensive review on autonomous navigation,” *ACM Computing Surveys*, 2022.
- [11] N. Robinson, B. Tidd, D. Campbell, D. Kulić, and P. Corke, “Robotic vision for human-robot interaction and collaboration: A survey and systematic review,” *ACM Transactions on Human-Robot Interaction*, vol. 12, no. 1, pp. 1–66, 2023.
- [12] A. Radford, J. W. Kim, C. Hallacy, A. Ramesh, G. Goh, S. Agarwal, G. Sastry, A. Askell, P. Mishkin, J. Clark *et al.*, “Learning transferable visual models from natural language supervision,” in *International conference on machine learning*. Pmlr, 2021, pp. 8748–8763.
- [13] Y. Ma, G. Xu, X. Sun, M. Yan, J. Zhang, and R. Ji, “X-clip: End-to-end multi-grained contrastive learning for video-text retrieval,” in *Proceedings of the 30th ACM international conference on multimedia*, 2022, pp. 638–647.
- [14] S. T. Wasim, M. Naseer, S. Khan, F. S. Khan, and M. Shah, “Vita-clip: Video and text adaptive clip via multimodal prompting,” in *Proceedings of the IEEE/CVF Conference on Computer Vision and Pattern Recognition*, 2023, pp. 23 034–23 044.
- [15] M. Wang, J. Xing, B. Jiang, J. Chen, J. Mei, X. Zuo, G. Dai, J. Wang, and Y. Liu, “A multimodal, multi-task adapting framework for video action recognition,” in *Proceedings of the AAAI Conference on Artificial Intelligence*, vol. 38, no. 6, 2024, pp. 5517–5525.
- [16] H. Luo, L. Ji, M. Zhong, Y. Chen, W. Lei, N. Duan, and T. Li, “Clip4clip: An empirical study of clip for end to end video clip retrieval and captioning,” *Neurocomputing*, vol. 508, pp. 293–304, 2022.
- [17] M. Wang, J. Xing, B. Jiang, J. Chen, J. Mei, X. Zuo, G. Dai, J. Wang, and Y. Liu, “M2-clip: A multimodal, multi-task adapting framework for video action recognition,” *arXiv preprint arXiv:2401.11649*, 2024.
- [18] M. Tang, Z. Wang, Z. Liu, F. Rao, D. Li, and X. Li, “Clip4caption: Clip for video caption,” in *Proceedings of the 29th ACM International Conference on Multimedia*, 2021, pp. 4858–4862.

- [19] J. Zhao, R. Xiong, J. Zhang, R. Zhao, H. Liu, and T. Huang, "Learning to super-resolve dynamic scenes for neuromorphic spike camera," in *Proceedings of the AAAI Conference on Artificial Intelligence*, vol. 37, no. 3, 2023, pp. 3579–3587.
- [20] L. Xia, Z. Ding, R. Zhao, J. Zhang, L. Ma, Z. Yu, T. Huang, and R. Xiong, "Unsupervised optical flow estimation with dynamic timing representation for spike camera," *Advances in Neural Information Processing Systems*, vol. 36, pp. 48 070–48 082, 2023.
- [21] G. Gallego, T. Delbrück, G. Orchard, C. Bartolozzi, B. Tabbara, A. Censi, S. Leutenegger, A. J. Davison, J. Conradt, K. Daniilidis *et al.*, "Event-based vision: A survey," *IEEE transactions on pattern analysis and machine intelligence*, vol. 44, no. 1, pp. 154–180, 2020.
- [22] N. Messikommer, C. Fang, M. Gehrig, G. Cioffi, and D. Scaramuzza, "Data-driven feature tracking for event cameras with and without frames," *IEEE Transactions on Pattern Analysis and Machine Intelligence*, 2025.
- [23] Y. Dong, R. Xiong, J. Zhao, J. Zhang, X. Fan, S. Zhu, and T. Huang, "Learning a deep demosaicing network for spike camera with color filter array," *IEEE Transactions on Image Processing*, 2024.
- [24] K. Feng, C. Jia, S. Ma, and W. Gao, "Unifying spike perception and prediction: A compact spike representation model using multi-scale correlation," in *Proceedings of the 32nd ACM International Conference on Multimedia*, 2024, pp. 2341–2349.
- [25] J. Zhang, S. Chen, Y. Zheng, Z. Yu, and T. Huang, "Spike-guided motion deblurring with unknown modal spatiotemporal alignment," in *Proceedings of the IEEE/CVF Conference on Computer Vision and Pattern Recognition*, 2024, pp. 25 047–25 057.
- [26] C. Su, Z. Ye, Y. Xiao, Y. Zhou, Z. Cheng, B. Xiong, Z. Yu, and T. Huang, "Intensity-robust autofocus for spike camera," in *Proceedings of the IEEE/CVF Conference on Computer Vision and Pattern Recognition*, 2024, pp. 25 018–25 027.
- [27] R. Zhao, R. Xiong, J. Zhang, X. Zhang, Z. Yu, and T. Huang, "Optical flow for spike camera with hierarchical spatial-temporal spike fusion," in *Proceedings of the AAAI Conference on Artificial Intelligence*, vol. 38, no. 7, 2024, pp. 7496–7504.
- [28] L. Zhu, X. Chen, X. Wang, and H. Huang, "Finding visual saliency in continuous spike stream," in *Proceedings of the AAAI Conference on Artificial Intelligence*, vol. 38, no. 7, 2024, pp. 7757–7765.
- [29] A. Farchy, S. Barrett, P. MacAlpine, and P. Stone, "Humanoid robots learning to walk faster: From the real world to simulation and back," in *Proceedings of the 2013 international conference on Autonomous agents and multi-agent systems*, 2013, pp. 39–46.
- [30] H. H. Lund and O. Miglino, "From simulated to real robots," in *Proceedings of IEEE International Conference on Evolutionary Computation*. IEEE, 1996, pp. 362–365.
- [31] S. Koos, J.-B. Mouret, and S. Doncieux, "Crossing the reality gap in evolutionary robotics by promoting transferable controllers," in *Proceedings of the 12th annual conference on Genetic and evolutionary computation*, 2010, pp. 119–126.
- [32] S. Carpin, M. Lewis, J. Wang, S. Balakirsky, and C. Scrapper, "Bridging the gap between simulation and reality in urban search and rescue," in *RoboCup 2006: Robot Soccer World Cup X 10*. Springer, 2007, pp. 1–12.
- [33] R. Koopman, A. Yousefzadeh, M. Shahsavari, G. Tang, and M. Sifalakis, "Overcoming the limitations of layer synchronization in spiking neural networks," *arXiv preprint arXiv:2408.05098*, 2024.
- [34] G. Menghani, "Efficient deep learning: A survey on making deep learning models smaller, faster, and better," *ACM Computing Surveys*, vol. 55, no. 12, pp. 1–37, 2023.
- [35] Y. Tay, M. Dehghani, D. Bahri, and D. Metzler, "Efficient transformers: A survey," *ACM Computing Surveys*, vol. 55, no. 6, pp. 1–28, 2022.
- [36] N. Dalal and B. Triggs, "Histograms of oriented gradients for human detection," in *2005 IEEE computer society conference on computer vision and pattern recognition (CVPR'05)*, vol. 1. Ieee, 2005, pp. 886–893.
- [37] I. Laptev, M. Marszalek, C. Schmid, and B. Rozenfeld, "Learning realistic human actions from movies," in *2008 IEEE conference on computer vision and pattern recognition*. IEEE, 2008, pp. 1–8.

- [38] H. Wang and C. Schmid, "Action recognition with improved trajectories," in *Proceedings of the IEEE international conference on computer vision*, 2013, pp. 3551–3558.
- [39] W. Zhu, C. Lan, J. Xing, W. Zeng, Y. Li, L. Shen, and X. Xie, "Co-occurrence feature learning for skeleton based action recognition using regularized deep lstm networks," in *Proceedings of the AAAI conference on artificial intelligence*, vol. 30, no. 1, 2016.
- [40] F. Zhu, L. Shao, J. Xie, and Y. Fang, "From handcrafted to learned representations for human action recognition: A survey," *Image and Vision Computing*, vol. 55, pp. 42–52, 2016.
- [41] C. Cortes and V. Vapnik, "Support-vector networks," *Machine learning*, vol. 20, pp. 273–297, 1995.
- [42] B. Schölkopf, A. Smola, and K.-R. Müller, "Nonlinear component analysis as a kernel eigenvalue problem," *Neural computation*, vol. 10, no. 5, pp. 1299–1319, 1998.
- [43] D. Tran, L. Bourdev, R. Fergus, L. Torresani, and M. Paluri, "Learning spatiotemporal features with 3d convolutional networks," in *Proceedings of the IEEE international conference on computer vision*, 2015, pp. 4489–4497.
- [44] N. Noor and I. K. Park, "A lightweight skeleton-based 3d-cnn for real-time fall detection and action recognition," in *Proceedings of the IEEE/CVF International Conference on Computer Vision*, 2023, pp. 2179–2188.
- [45] L. Wang, X. Yuan, T. Gedeon, and L. Zheng, "Taylor videos for action recognition," *arXiv preprint arXiv:2402.03019*, 2024.
- [46] C. Feichtenhofer, H. Fan, J. Malik, and K. He, "Slowfast networks for video recognition," in *Proceedings of the IEEE/CVF international conference on computer vision*, 2019, pp. 6202–6211.
- [47] G. Dai, X. Shu, R. Yan, P. Huang, and J. Tang, "Slowfast diversity-aware prototype learning for egocentric action recognition," in *Proceedings of the 31st ACM International Conference on Multimedia*, 2023, pp. 7549–7558.
- [48] K. Bae, G. Ahn, Y. Kim, and J. Choi, "Devias: Learning disentangled video representations of action and scene," in *European Conference on Computer Vision*. Springer, 2024, pp. 431–448.
- [49] J. Lin, C. Gan, and S. Han, "Tsm: Temporal shift module for efficient video understanding," in *Proceedings of the IEEE/CVF international conference on computer vision*, 2019, pp. 7083–7093.
- [50] X. Wang, Z. Wu, Y. Rong, L. Zhu, B. Jiang, J. Tang, and Y. Tian, "Sstformer: Bridging spiking neural network and memory support transformer for frame-event based recognition," *arXiv preprint arXiv:2308.04369*, 2023.
- [51] Y. Fan, W. Zhang, C. Liu, M. Li, and W. Lu, "Sfod: Spiking fusion object detector," in *Proceedings of the IEEE/CVF Conference on Computer Vision and Pattern Recognition*, 2024, pp. 17 191–17 200.
- [52] S. Hwang, S. Lee, D. Park, D. Lee, and J. Kung, "Spikedattention: Training-free and fully spike-driven transformer-to-snn conversion with winner-oriented spike shift for softmax operation," *Advances in Neural Information Processing Systems*, vol. 37, pp. 67 422–67 445, 2024.
- [53] Z. Zhou, Y. Lu, Y. Jia, K. Che, J. Niu, L. Huang, X. Shi, Y. Zhu, G. Li, Z. Yu *et al.*, "Spiking transformer with experts mixture," *Advances in Neural Information Processing Systems*, vol. 37, pp. 10 036–10 059, 2024.
- [54] H. Ren, Y. Zhou, Y. Huang, H. Fu, X. Lin, J. Song, and B. Cheng, "Spikepoint: An efficient point-based spiking neural network for event cameras action recognition," *arXiv preprint arXiv:2310.07189*, 2023.
- [55] M. Yao, J. Hu, Z. Zhou, L. Yuan, Y. Tian, B. Xu, and G. Li, "Spike-driven transformer," *Advances in neural information processing systems*, vol. 36, pp. 64 043–64 058, 2023.
- [56] S. Gao, R. Zhu, Y. Qin, W. Tang, and H. Zhou, "Sg-snn: a self-organizing spiking neural network based on temporal information," *Cognitive Neurodynamics*, vol. 19, no. 1, p. 14, 2025.
- [57] D. Li, J. Jin, Y. Zhang, Y. Zhong, Y. Wu, L. Chen, X. Wang, and B. Luo, "Semantic-aware frame-event fusion based pattern recognition via large vision-language models," *arXiv preprint arXiv:2311.18592*, 2023.
- [58] J. Zhou, X. Zheng, Y. Lyu, and L. Wang, "Eventbind: Learning a unified representation to bind them all for event-based open-world understanding," in *European Conference on Computer Vision*. Springer, 2024, pp. 477–494.

- [59] L. Kong, Y. Liu, L. X. Ng, B. R. Cottureau, and W. T. Ooi, “Openess: Event-based semantic scene understanding with open vocabularies,” in *Proceedings of the IEEE/CVF Conference on Computer Vision and Pattern Recognition*, 2024, pp. 15 686–15 698.
- [60] P. Li, Y. Lu, P. Song, W. Li, H. Yao, and H. Xiong, “Eventvl: Understand event streams via multimodal large language model,” *arXiv preprint arXiv:2501.13707*, 2025.
- [61] T. Chen, H. Yu, Z. Yang, Z. Li, W. Sun, and C. Chen, “Ost: Refining text knowledge with optimal spatio-temporal descriptor for general video recognition,” in *Proceedings of the IEEE/CVF Conference on Computer Vision and Pattern Recognition*, 2024, pp. 18 888–18 898.
- [62] N. Wang, G. Zhu, H. Li, L. Zhang, S. A. A. Shah, and M. Bennamoun, “Language model guided interpretable video action reasoning,” in *Proceedings of the IEEE/CVF Conference on Computer Vision and Pattern Recognition*, 2024, pp. 18 878–18 887.
- [63] K. Kahatapitiya, A. Arnab, A. Nagrani, and M. S. Ryoo, “Victr: Video-conditioned text representations for activity recognition,” in *Proceedings of the IEEE/CVF Conference on Computer Vision and Pattern Recognition*, 2024, pp. 18 547–18 558.
- [64] J. Zhao, R. Xiong, H. Liu, J. Zhang, and T. Huang, “Spk2imgnet: Learning to reconstruct dynamic scene from continuous spike stream,” in *2021 IEEE/CVF Conference on Computer Vision and Pattern Recognition (CVPR)*, 2021.
- [65] K. He, X. Zhang, S. Ren, and J. Sun, “Deep residual learning for image recognition,” 2015. [Online]. Available: <https://arxiv.org/abs/1512.03385>
- [66] A. Vaswani, N. Shazeer, N. Parmar, J. Uszkoreit, L. Jones, A. N. Gomez, L. Kaiser, and I. Polosukhin, “Attention is all you need,” 2023. [Online]. Available: <https://arxiv.org/abs/1706.03762>
- [67] A. Radford, J. W. Kim, C. Hallacy, A. Ramesh, G. Goh, S. Agarwal, G. Sastry, A. Askell, P. Mishkin, J. Clark, G. Krueger, and I. Sutskever, “Learning transferable visual models from natural language supervision,” 2021. [Online]. Available: <https://arxiv.org/abs/2103.00020>
- [68] J. Devlin, M.-W. Chang, K. Lee, and K. Toutanova, “BERT: Pre-training of deep bidirectional transformers for language understanding,” in *Proceedings of the 2019 Conference of the North American Chapter of the Association for Computational Linguistics: Human Language Technologies, Volume 1 (Long and Short Papers)*, J. Burstein, C. Doran, and T. Solorio, Eds. Minneapolis, Minnesota: Association for Computational Linguistics, Jun. 2019, pp. 4171–4186. [Online]. Available: <https://aclanthology.org/N19-1423/>
- [69] Y. Zheng, J. Zhang, R. Zhao, J. Ding, S. Chen, R. Xiong, Z. Yu, and T. Huang, “Spikecv: Open a continuous computer vision era,” 2024. [Online]. Available: <https://arxiv.org/abs/2303.11684>
- [70] M. Liu, B. Li, and Y. Yu, “Omnclip: Adapting clip for video recognition with spatial-temporal omni-scale feature learning,” *arXiv preprint arXiv:2408.06158*, 2024.
- [71] M. Horowitz, “1.1 computing’s energy problem (and what we can do about it),” in *2014 IEEE International Solid-State Circuits Conference Digest of Technical Papers (ISSCC)*, 2014, pp. 10–14.
- [72] Y. Hu, L. Deng, Y. Wu, M. Yao, and G. Li, “Advancing spiking neural networks toward deep residual learning,” *IEEE Transactions on Neural Networks and Learning Systems*, vol. 36, no. 2, pp. 2353–2367, 2025.
- [73] M. Yao, X. Qiu, T. Hu, J. Hu, Y. Chou, K. Tian, J. Liao, L. Leng, B. Xu, and G. Li, “Scaling spike-driven transformer with efficient spike firing approximation training,” *IEEE Transactions on Pattern Analysis and Machine Intelligence*, vol. 47, no. 4, pp. 2973–2990, 2025.

A Technical Appendices and Supplementary Material

A.1 Implementation Details of the Full-Spiking Visual Encoder (FSVE)

Building on SPKLIP, we propose a FSVE tailored for event streams of spike camera. Through synergistic design of MS-ResNets [72] and Spiking Temporal Transformer, we achieve end-to-end spatiotemporal feature learning in the pure spiking domain. The architecture is illustrated in Fig. 3.

Spiking ResNets extract spatial features with temporal-dependent normalization. To exploit SNNs’ inherent compatibility with spike data, we adapt MS-ResNets with spiking dynamics:

(1) Replace continuous activations with LIF neurons:

$$\mathcal{S}^{(t)} = \begin{cases} 1 & \text{if } u^{(t)} \geq \text{thresh} \\ 0 & \text{otherwise} \end{cases} \quad (9)$$

(2) Introduce temporal-dependent Batch Normalization (TDBN) to stabilize membrane potential evolution across time steps; (3) Define spiking residual function: $\mathcal{S}_{l+1} = f_{\text{spike}}(\text{TDBN}(\mathcal{F}_{\text{spike}}(\mathcal{S}_l)) + \mathcal{S}_l)$ where f_{spike} converts membrane potentials to binary spikes $\{0, 1\}$, and $\mathcal{F}_{\text{spike}}$ denotes spiking convolution. For backpropagation, we use a rectangular surrogate gradient:

$$\frac{\partial \mathcal{S}}{\partial u} \approx \frac{1}{2\text{lens}} \mathbb{I}(|u - \text{thresh}| \leq \text{lens}) \quad (10)$$

with lens controlling gradient window width.

Spiking Temporal Transformer enables energy-efficient spatiotemporal correlation learning. We adapt an efficient E-SDSA module [73] and tailor it for spike-based vision tasks. The module integrates two key components (Fig. 3b):

1. Spike-encoded QKV generation with threshold normalization: Query/key/value projections use linear layers followed by spike normalization:

$$Q_S = \text{SN}(\text{Linear}(U)), \quad K_S = \text{SN}(\text{Linear}(U)), \quad V_S = \text{SN}(\text{Linear}(U)) \quad (11)$$

$$\text{SN}(x) = \Theta(x - V_{\text{th}}), \quad V_{\text{th}} = \alpha \cdot \mathbb{E}[|x|]$$

where Θ is the Heaviside function, and α is a learnable scaling factor. This sparse encoding reduces energy consumption compared to analog QKV generation.

2. Sparse self-attention computation with threshold reparameterization: The attention operator computes sparse correlations via:

$$U' = \text{Linear} \left(\text{SN} \left(\frac{Q_S \cdot K_S^\top}{\sqrt{d}} \odot \text{scale} \right) \cdot V_S \right) \quad (12)$$

Threshold reparameterization stabilizes learning:

$$V'_{\text{th}} = \frac{V_{\text{th}}}{\text{scale}} \quad (13)$$

This design achieves two advantages: (1) Event-driven sparsity reduces computation; (2) Threshold reparameterization stabilizes attention learning under varying input dynamics.

A.2 Video-to-Spike Preprocessing Pipeline

We design a two-stage preprocessing pipeline to convert conventional video data into standard spike event streams: neural network-based frame interpolation and spike encoding.

A.2.1 Frame Interpolation for Enhanced Temporal Resolution

Raw video frames from action recognition datasets (e.g., UCF101 and HMDB51) are processed through a pre-trained video frame interpolation model. The model architecture contains:

- **Feature_extractor**: Extracts hierarchical spatial features
- **MultiScaleFlow.block**: Estimates multi-scale optical flow
- **Unet**: Refines residual details via bidirectional optical flow guidance and mask fusion

The interpolation synthesizes intermediate frames using bidirectional alignment, mask fusion, and residual correction. Temporal expansion factors are applied:

- UCF101: $\times 10$ frame rate expansion
- HMDB51: $\times 50$ frame rate expansion

Output sequences are formatted as 4D tensors $[T, H, W, C]$ where:

- T : Temporal dimension
- $H \times W$: Spatial resolution
- $C = 3$: RGB channels

A.2.2 Spike Encoding via Temporal Integration

High-frame-rate RGB videos are converted to spike data through our encoding algorithm:

1. Frame conversion to grayscale with pixel normalization $[0, 1]$
2. Membrane potential accumulation: $V_t = V_{t-1} + I_t$
3. Spike generation:
$$\text{spike matrix}[t, x, y] = \begin{cases} 1 & \text{if } V_t(x, y) \geq \theta \\ 0 & \text{otherwise} \end{cases}$$
with threshold $\theta = 5.0$ and potential reset $V_t \leftarrow V_t - \theta$ after spike
4. Repeat until all frames processed

The `stack_to_spike` function generates binary spike tensors $[T, H, W]$ with configurable:

- Additive noise injection
- Threshold θ adjustment

Final serialization via `SpikeToRaw` function:

- Encodes 8 spikes per byte (binary compression)
- Outputs .dat files for SPKLIP compatibility
- Decoding reconstructs Boolean tensor $[T, H, W]$ during inference

The proposed two-stage preprocessing pipeline effectively bridges conventional videos and neuro-morphic vision processing. By combining deep learning-based frame interpolation with bio-inspired spike encoding, we achieve:

- **Temporal Super-Resolution:** Neural interpolation extends temporal sampling density by 10-50× through multi-scale optical flow and attention mechanisms, preserving physical consistency in dynamic scenes
- **Biologically Plausible Encoding:** The temporal integration algorithm emulates retinal neuron dynamics, converting intensity variations into sparse spike events with adaptive threshold control
- **System Compatibility:** Serialized spike data (.dat) with byte-level compression ensures seamless integration with SPKLIP-based neuromorphic classifiers

This pipeline enables efficient conversion of standard video datasets into spike-compatible formats while maintaining configurable spatiotemporal properties, establishing a practical foundation for spike-based action recognition research.

To validate dataset conversion accuracy, we employed the Texture From Interval (TFI) algorithm from the SpikeCV toolkit to reconstruct grayscale images from $[T, H, W]$ -dimensional spike tensors. As it is shown in Fig A1. This algorithm leverages the spatiotemporal sparsity and informational potential of spike signals to approximate the texture structures of conventional images.

The TFI principle posits that temporal intervals between adjacent spikes reflect texture intensity: shorter intervals indicate higher pixel activity and correspondingly brighter intensity. Specifically, TFI calculates the nearest two spike timestamps within a maximum temporal window ($\pm\Delta t$) around each target moment, then derives pixel-wise grayscale values based on their interval duration.

A.3 Real Dataset Preprocessing Pipeline

In the real dataset processing pipeline, after data acquisition using a spike camera with an original resolution of 416×250 , we performed center cropping to adjust the frame size to 320×240 for model compatibility. For each action category, continuous long videos were captured. To enhance sample diversity, we employed a sliding window strategy with a window size of 800 frames and a stride of 200 frames for temporal segmentation. This yielded a dataset comprising 96×4 samples (96 samples per category \times 4 categories), covering four action types: clap, punch, throw, and wave.

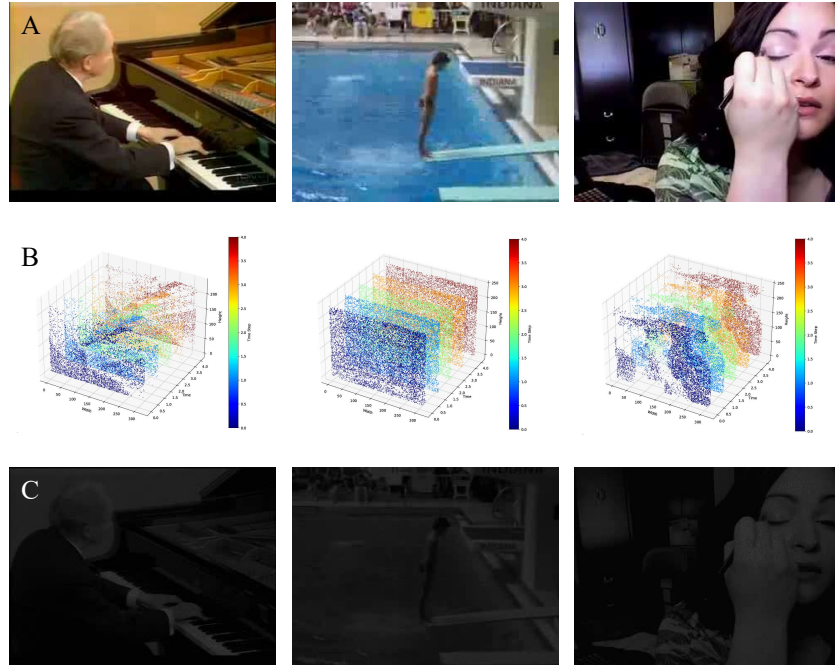


Figure A1: This figure displays three components, A: the first frame of the original RGB video from the UCF101 dataset, B: the spike lattices of the first five timesteps from the converted .dat file, C: the first frame of the reconstructed grayscale video generated through the TFI conversion process.

NeurIPS Paper Checklist

The checklist is designed to encourage best practices for responsible machine learning research, addressing issues of reproducibility, transparency, research ethics, and societal impact. Do not remove the checklist: **The papers not including the checklist will be desk rejected.** The checklist should follow the references and follow the (optional) supplemental material. The checklist does NOT count towards the page limit.

Please read the checklist guidelines carefully for information on how to answer these questions. For each question in the checklist:

- You should answer [Yes], [No], or [NA].
- [NA] means either that the question is Not Applicable for that particular paper or the relevant information is Not Available.
- Please provide a short (1–2 sentence) justification right after your answer (even for NA).

The checklist answers are an integral part of your paper submission. They are visible to the reviewers, area chairs, senior area chairs, and ethics reviewers. You will be asked to also include it (after eventual revisions) with the final version of your paper, and its final version will be published with the paper.

The reviewers of your paper will be asked to use the checklist as one of the factors in their evaluation. While "[Yes]" is generally preferable to "[No]", it is perfectly acceptable to answer "[No]" provided a proper justification is given (e.g., "error bars are not reported because it would be too computationally expensive" or "we were unable to find the license for the dataset we used"). In general, answering "[No]" or "[NA]" is not grounds for rejection. While the questions are phrased in a binary way, we acknowledge that the true answer is often more nuanced, so please just use your best judgment and write a justification to elaborate. All supporting evidence can appear either in the main paper or the supplemental material, provided in appendix. If you answer [Yes] to a question, in the justification please point to the section(s) where related material for the question can be found.

IMPORTANT, please:

- **Delete this instruction block, but keep the section heading “NeurIPS Paper Checklist”,**
- **Keep the checklist subsection headings, questions/answers and guidelines below.**
- **Do not modify the questions and only use the provided macros for your answers.**

1. Claims

Question: Do the main claims made in the abstract and introduction accurately reflect the paper’s contributions and scope?

Answer: [\[Yes\]](#)

Justification: The main claims made in the abstract and introduction accurately reflect the paper’s contributions and scope.

Guidelines:

- The answer NA means that the abstract and introduction do not include the claims made in the paper.
- The abstract and/or introduction should clearly state the claims made, including the contributions made in the paper and important assumptions and limitations. A No or NA answer to this question will not be perceived well by the reviewers.
- The claims made should match theoretical and experimental results, and reflect how much the results can be expected to generalize to other settings.
- It is fine to include aspirational goals as motivation as long as it is clear that these goals are not attained by the paper.

2. Limitations

Question: Does the paper discuss the limitations of the work performed by the authors?

Answer: [\[Yes\]](#)

Justification: The limitations of the work are discussed in Limitations.

Guidelines:

- The answer NA means that the paper has no limitation while the answer No means that the paper has limitations, but those are not discussed in the paper.
- The authors are encouraged to create a separate "Limitations" section in their paper.
- The paper should point out any strong assumptions and how robust the results are to violations of these assumptions (e.g., independence assumptions, noiseless settings, model well-specification, asymptotic approximations only holding locally). The authors should reflect on how these assumptions might be violated in practice and what the implications would be.
- The authors should reflect on the scope of the claims made, e.g., if the approach was only tested on a few datasets or with a few runs. In general, empirical results often depend on implicit assumptions, which should be articulated.
- The authors should reflect on the factors that influence the performance of the approach. For example, a facial recognition algorithm may perform poorly when image resolution is low or images are taken in low lighting. Or a speech-to-text system might not be used reliably to provide closed captions for online lectures because it fails to handle technical jargon.
- The authors should discuss the computational efficiency of the proposed algorithms and how they scale with dataset size.
- If applicable, the authors should discuss possible limitations of their approach to address problems of privacy and fairness.
- While the authors might fear that complete honesty about limitations might be used by reviewers as grounds for rejection, a worse outcome might be that reviewers discover limitations that aren’t acknowledged in the paper. The authors should use their best judgment and recognize that individual actions in favor of transparency play an important role in developing norms that preserve the integrity of the community. Reviewers will be specifically instructed to not penalize honesty concerning limitations.

3. Theory assumptions and proofs

Question: For each theoretical result, does the paper provide the full set of assumptions and a complete (and correct) proof?

Answer: [NA]

Justification: The paper does not include theoretical results.

Guidelines:

- The answer NA means that the paper does not include theoretical results.
- All the theorems, formulas, and proofs in the paper should be numbered and cross-referenced.
- All assumptions should be clearly stated or referenced in the statement of any theorems.
- The proofs can either appear in the main paper or the supplemental material, but if they appear in the supplemental material, the authors are encouraged to provide a short proof sketch to provide intuition.
- Inversely, any informal proof provided in the core of the paper should be complemented by formal proofs provided in appendix or supplemental material.
- Theorems and Lemmas that the proof relies upon should be properly referenced.

4. Experimental result reproducibility

Question: Does the paper fully disclose all the information needed to reproduce the main experimental results of the paper to the extent that it affects the main claims and/or conclusions of the paper (regardless of whether the code and data are provided or not)?

Answer: [Yes]

Justification: The paper fully discloses all the information needed to reproduce the main experimental results

Guidelines:

- The answer NA means that the paper does not include experiments.
- If the paper includes experiments, a No answer to this question will not be perceived well by the reviewers: Making the paper reproducible is important, regardless of whether the code and data are provided or not.
- If the contribution is a dataset and/or model, the authors should describe the steps taken to make their results reproducible or verifiable.
- Depending on the contribution, reproducibility can be accomplished in various ways. For example, if the contribution is a novel architecture, describing the architecture fully might suffice, or if the contribution is a specific model and empirical evaluation, it may be necessary to either make it possible for others to replicate the model with the same dataset, or provide access to the model. In general, releasing code and data is often one good way to accomplish this, but reproducibility can also be provided via detailed instructions for how to replicate the results, access to a hosted model (e.g., in the case of a large language model), releasing of a model checkpoint, or other means that are appropriate to the research performed.
- While NeurIPS does not require releasing code, the conference does require all submissions to provide some reasonable avenue for reproducibility, which may depend on the nature of the contribution. For example
 - (a) If the contribution is primarily a new algorithm, the paper should make it clear how to reproduce that algorithm.
 - (b) If the contribution is primarily a new model architecture, the paper should describe the architecture clearly and fully.
 - (c) If the contribution is a new model (e.g., a large language model), then there should either be a way to access this model for reproducing the results or a way to reproduce the model (e.g., with an open-source dataset or instructions for how to construct the dataset).
 - (d) We recognize that reproducibility may be tricky in some cases, in which case authors are welcome to describe the particular way they provide for reproducibility. In the case of closed-source models, it may be that access to the model is limited in some way (e.g., to registered users), but it should be possible for other researchers to have some path to reproducing or verifying the results.

5. Open access to data and code

Question: Does the paper provide open access to the data and code, with sufficient instructions to faithfully reproduce the main experimental results, as described in supplemental material?

Answer: [Yes]

Justification: In the supplementary material, we mentioned in detail how to make the dataset, and the code will be made public soon.

Guidelines:

- The answer NA means that paper does not include experiments requiring code.
- Please see the NeurIPS code and data submission guidelines (<https://nips.cc/public/guides/CodeSubmissionPolicy>) for more details.
- While we encourage the release of code and data, we understand that this might not be possible, so “No” is an acceptable answer. Papers cannot be rejected simply for not including code, unless this is central to the contribution (e.g., for a new open-source benchmark).
- The instructions should contain the exact command and environment needed to run to reproduce the results. See the NeurIPS code and data submission guidelines (<https://nips.cc/public/guides/CodeSubmissionPolicy>) for more details.
- The authors should provide instructions on data access and preparation, including how to access the raw data, preprocessed data, intermediate data, and generated data, etc.
- The authors should provide scripts to reproduce all experimental results for the new proposed method and baselines. If only a subset of experiments are reproducible, they should state which ones are omitted from the script and why.
- At submission time, to preserve anonymity, the authors should release anonymized versions (if applicable).
- Providing as much information as possible in supplemental material (appended to the paper) is recommended, but including URLs to data and code is permitted.

6. Experimental setting/details

Question: Does the paper specify all the training and test details (e.g., data splits, hyper-parameters, how they were chosen, type of optimizer, etc.) necessary to understand the results?

Answer: [Yes]

Justification: The paper specifies all the training and test details.

Guidelines:

- The answer NA means that the paper does not include experiments.
- The experimental setting should be presented in the core of the paper to a level of detail that is necessary to appreciate the results and make sense of them.
- The full details can be provided either with the code, in appendix, or as supplemental material.

7. Experiment statistical significance

Question: Does the paper report error bars suitably and correctly defined or other appropriate information about the statistical significance of the experiments?

Answer: [Yes]

Justification: In the ablation experiment, we calculated the error of the experimental results on average over 5 times.

Guidelines:

- The answer NA means that the paper does not include experiments.
- The authors should answer "Yes" if the results are accompanied by error bars, confidence intervals, or statistical significance tests, at least for the experiments that support the main claims of the paper.

- The factors of variability that the error bars are capturing should be clearly stated (for example, train/test split, initialization, random drawing of some parameter, or overall run with given experimental conditions).
- The method for calculating the error bars should be explained (closed form formula, call to a library function, bootstrap, etc.)
- The assumptions made should be given (e.g., Normally distributed errors).
- It should be clear whether the error bar is the standard deviation or the standard error of the mean.
- It is OK to report 1-sigma error bars, but one should state it. The authors should preferably report a 2-sigma error bar than state that they have a 96% CI, if the hypothesis of Normality of errors is not verified.
- For asymmetric distributions, the authors should be careful not to show in tables or figures symmetric error bars that would yield results that are out of range (e.g. negative error rates).
- If error bars are reported in tables or plots, The authors should explain in the text how they were calculated and reference the corresponding figures or tables in the text.

8. Experiments compute resources

Question: For each experiment, does the paper provide sufficient information on the computer resources (type of compute workers, memory, time of execution) needed to reproduce the experiments?

Answer: [Yes]

Justification: We clarified that the experiment was done on the NVIDIA A40 GPUs.

Guidelines:

- The answer NA means that the paper does not include experiments.
- The paper should indicate the type of compute workers CPU or GPU, internal cluster, or cloud provider, including relevant memory and storage.
- The paper should provide the amount of compute required for each of the individual experimental runs as well as estimate the total compute.
- The paper should disclose whether the full research project required more compute than the experiments reported in the paper (e.g., preliminary or failed experiments that didn't make it into the paper).

9. Code of ethics

Question: Does the research conducted in the paper conform, in every respect, with the NeurIPS Code of Ethics <https://neurips.cc/public/EthicsGuidelines>?

Answer: [Yes]

Justification: The authors have reviewed the NeurIPS Code of Ethics.

Guidelines:

- The answer NA means that the authors have not reviewed the NeurIPS Code of Ethics.
- If the authors answer No, they should explain the special circumstances that require a deviation from the Code of Ethics.
- The authors should make sure to preserve anonymity (e.g., if there is a special consideration due to laws or regulations in their jurisdiction).

10. Broader impacts

Question: Does the paper discuss both potential positive societal impacts and negative societal impacts of the work performed?

Answer: [NA]

Justification: There is no societal impact of the work performed.

Guidelines:

- The answer NA means that there is no societal impact of the work performed.
- If the authors answer NA or No, they should explain why their work has no societal impact or why the paper does not address societal impact.

- Examples of negative societal impacts include potential malicious or unintended uses (e.g., disinformation, generating fake profiles, surveillance), fairness considerations (e.g., deployment of technologies that could make decisions that unfairly impact specific groups), privacy considerations, and security considerations.
- The conference expects that many papers will be foundational research and not tied to particular applications, let alone deployments. However, if there is a direct path to any negative applications, the authors should point it out. For example, it is legitimate to point out that an improvement in the quality of generative models could be used to generate deepfakes for disinformation. On the other hand, it is not needed to point out that a generic algorithm for optimizing neural networks could enable people to train models that generate Deepfakes faster.
- The authors should consider possible harms that could arise when the technology is being used as intended and functioning correctly, harms that could arise when the technology is being used as intended but gives incorrect results, and harms following from (intentional or unintentional) misuse of the technology.
- If there are negative societal impacts, the authors could also discuss possible mitigation strategies (e.g., gated release of models, providing defenses in addition to attacks, mechanisms for monitoring misuse, mechanisms to monitor how a system learns from feedback over time, improving the efficiency and accessibility of ML).

11. Safeguards

Question: Does the paper describe safeguards that have been put in place for responsible release of data or models that have a high risk for misuse (e.g., pretrained language models, image generators, or scraped datasets)?

Answer: [NA]

Justification: The paper poses no such risks

Guidelines:

- The answer NA means that the paper poses no such risks.
- Released models that have a high risk for misuse or dual-use should be released with necessary safeguards to allow for controlled use of the model, for example by requiring that users adhere to usage guidelines or restrictions to access the model or implementing safety filters.
- Datasets that have been scraped from the Internet could pose safety risks. The authors should describe how they avoided releasing unsafe images.
- We recognize that providing effective safeguards is challenging, and many papers do not require this, but we encourage authors to take this into account and make a best faith effort.

12. Licenses for existing assets

Question: Are the creators or original owners of assets (e.g., code, data, models), used in the paper, properly credited and are the license and terms of use explicitly mentioned and properly respected?

Answer: [NA]

Justification: The paper does not use existing assets.

Guidelines:

- The answer NA means that the paper does not use existing assets.
- The authors should cite the original paper that produced the code package or dataset.
- The authors should state which version of the asset is used and, if possible, include a URL.
- The name of the license (e.g., CC-BY 4.0) should be included for each asset.
- For scraped data from a particular source (e.g., website), the copyright and terms of service of that source should be provided.
- If assets are released, the license, copyright information, and terms of use in the package should be provided. For popular datasets, paperswithcode.com/datasets has curated licenses for some datasets. Their licensing guide can help determine the license of a dataset.

- For existing datasets that are re-packaged, both the original license and the license of the derived asset (if it has changed) should be provided.
- If this information is not available online, the authors are encouraged to reach out to the asset’s creators.

13. **New assets**

Question: Are new assets introduced in the paper well documented and is the documentation provided alongside the assets?

Answer: [NA]

Justification: The paper does not release new assets.

Guidelines:

- The answer NA means that the paper does not release new assets.
- Researchers should communicate the details of the dataset/code/model as part of their submissions via structured templates. This includes details about training, license, limitations, etc.
- The paper should discuss whether and how consent was obtained from people whose asset is used.
- At submission time, remember to anonymize your assets (if applicable). You can either create an anonymized URL or include an anonymized zip file.

14. **Crowdsourcing and research with human subjects**

Question: For crowdsourcing experiments and research with human subjects, does the paper include the full text of instructions given to participants and screenshots, if applicable, as well as details about compensation (if any)?

Answer: [NA]

Justification: The paper does not involve crowdsourcing nor research with human subjects.

Guidelines:

- The answer NA means that the paper does not involve crowdsourcing nor research with human subjects.
- Including this information in the supplemental material is fine, but if the main contribution of the paper involves human subjects, then as much detail as possible should be included in the main paper.
- According to the NeurIPS Code of Ethics, workers involved in data collection, curation, or other labor should be paid at least the minimum wage in the country of the data collector.

15. **Institutional review board (IRB) approvals or equivalent for research with human subjects**

Question: Does the paper describe potential risks incurred by study participants, whether such risks were disclosed to the subjects, and whether Institutional Review Board (IRB) approvals (or an equivalent approval/review based on the requirements of your country or institution) were obtained?

Answer: [NA]

Justification: The paper does not involve crowdsourcing nor research with human subjects.

Guidelines:

- The answer NA means that the paper does not involve crowdsourcing nor research with human subjects.
- Depending on the country in which research is conducted, IRB approval (or equivalent) may be required for any human subjects research. If you obtained IRB approval, you should clearly state this in the paper.
- We recognize that the procedures for this may vary significantly between institutions and locations, and we expect authors to adhere to the NeurIPS Code of Ethics and the guidelines for their institution.
- For initial submissions, do not include any information that would break anonymity (if applicable), such as the institution conducting the review.

16. Declaration of LLM usage

Question: Does the paper describe the usage of LLMs if it is an important, original, or non-standard component of the core methods in this research? Note that if the LLM is used only for writing, editing, or formatting purposes and does not impact the core methodology, scientific rigorousness, or originality of the research, declaration is not required.

Answer: [NA]

Justification: The core method development in this research does not involve LLMs as any important, original, or non-standard components.

Guidelines:

- The answer NA means that the core method development in this research does not involve LLMs as any important, original, or non-standard components.
- Please refer to our LLM policy (<https://neurips.cc/Conferences/2025/LLM>) for what should or should not be described.