

Extracting memorized pieces of (copyrighted) books from open-weight language models

A. Feder Cooper*
Stanford University

Aaron Gokaslan
Cornell Tech

Amy B. Cyphert
West Virginia University College of Law

Christopher De Sa
Cornell University

Mark A. Lemley*
Stanford Law School

Daniel E. Ho
Stanford Law School

Percy Liang
Stanford University

Abstract

Plaintiffs and defendants in copyright lawsuits over generative AI often make sweeping, opposing claims about the extent to which large language models (LLMs) have memorized plaintiffs’ protected expression. Drawing on adversarial ML and copyright law, we show that these polarized positions dramatically oversimplify the relationship between memorization and copyright. To do so, we leverage a recent probabilistic extraction technique to extract pieces of the Books3 dataset from 13 open-weight LLMs. Through numerous experiments, we show that it’s possible to extract substantial parts of at least some books from different LLMs. This is evidence that the LLMs have memorized the extracted text; this memorized content is copied inside the model parameters. But the results are complicated: the extent of memorization varies both by model and by book. With our specific experiments, we find that the largest LLMs don’t memorize most books—either in whole or in part. However, we also find that LLAMA 3.1 70B memorizes some books, like *Harry Potter* and *1984*, almost entirely. We discuss why our results have significant implications for copyright cases, though not ones that unambiguously favor either side.

Prompt (prefix)	Target (suffix)	Generations
They were careless people, Tom and Daisy – they smashed up things and creatures and then retreated	back into their money or their vast carelessness, or whatever it was that kept them together, and let other people clean up the mess they had made.	back into their money or their vast carelessness, or whatever it was that kept them together, and let other people clean up the mess they had made.
They were careless people, Tom and Daisy – they smashed up things and creatures and then retreated	back into their money or their vast carelessness, or whatever it was that kept them together, and let other people clean up the mess they had made.	back into their money or their vast carelessness, or whatever it was that kept them together, and let other people clean up the mess they had made.
They were careless people, Tom and Daisy – they smashed up things and creatures and then retreated	back into their money or their vast carelessness, or whatever it was that kept them together, and let other people clean up the mess they had made.	into their money or extraneous or whatever it was and let other people clean up the mess they had made. F. Scott Fitzgerald 1

1 Introduction

In the dozens of pending copyright suits over training LLMs, the opposing parties have tended to present the technical operation of models in simplified terms. Plaintiffs say LLMs are just giant (infringing) copy machines that store their works and recombine them in their outputs [67]. Defendants say LLMs merely contain linguistic relationships—“statistical correlations” [26]—and don’t copy the plaintiffs’ works. The situation is more complicated than either side suggests.

Appreciating why requires a deeper understanding of training-data extraction, training-data memorization, and the relationship between the two (Section 2). While extraction refers to recovering specific training data from a model’s generated outputs, memorization is broader: it involves reconstructing specific training data by examining the model “through any means” [28, Glossary]. It is an uncontroversial statement in machine learning (ML) to say that the extraction of a piece of

*Corresponding authors: afedercooper@gmail.com, mlemley@law.stanford.edu

training data implies that the model has memorized that piece of training data [16, 18, 94]—that extraction is evidence of memorization *inside* the model. As Carlini explains, when a sufficiently large and unique piece of training data is extracted, “the only possible explanation is that the model has somewhere internally stored [that piece of training data]. There just is no other explanation; it can’t be due to chance” [15]. As Cooper and Grimmelmann note, “in order to be able to extract memorized content from a model at generation time, that memorized content must be encoded in the model’s parameters. There is nowhere else it could be. A model is not a magical portal that pulls fresh information from some parallel universe into our own” [27, p. 25].

Memorization may have significant consequences for ongoing copyright litigation. Extraction generates a “copy” of training data, but it also demonstrates the existence of a “copy” of that training data is memorized inside the model itself. The model being a “copy” (in a technical sense that copyright cares about) has important implications (Sections 3 & 5). Notably, the models themselves could be deemed infringing copies of the training data they’ve memorized [27, 72]. Copyright law offers the destruction of infringing materials as a remedy. So, just as courts have ordered the destruction of bootleg DVDs, a court could order the destruction of infringing models [72, 91, 113].

When seeking such remedies in their lawsuit complaints, plaintiffs often cite ML research papers that demonstrate training-data extraction from open-weight models and production systems. But this reasoning is flawed for three key reasons. First, citing a research paper that extracts, for example, an alphabetized list of U.S. states from ChatGPT [81] is *not* evidence that ChatGPT has memorized a plaintiff’s own work [15, 27]. Most training data are not memorized—especially not in high-quality, contemporary LLMs. Second, while most ML research reports average extraction rates for a given extraction attack, averages are not necessarily relevant to specific copyright infringement claims (Section 3). Instead, as others have also noted [27, 72], it may be more relevant to show the extent to which the *specific* model in question has memorized the plaintiff’s *specific* copyrighted work. Third, adversarial extraction of the type we employ here may require thousands or even millions of efforts to generate a given 50-token sequence extracted from a book. That number is greater than chance would suggest, so it is evidence for memorization; but it is *not* evidence that any user is actually likely in practice to generate even fifty tokens from a book, much less most or all of a book.

We study the extent to which open-weight models have memorized specific, verbatim pieces of text in the Books3 dataset: the (now notorious) torrented corpus of nearly 200,000 books. Books3 is in The Pile [44]—an LLM pre-training dataset that has been the focus of ongoing litigation [66, 86]. Further, Meta publicly documented their inclusion of Books3 in the training data for its first generation of Llama models [108]. In summary:

- We discuss a recent probabilistic extraction method [54], which is a more suitable tool than prior approaches for revealing information about memorization that is useful for copyright (Section 2).
- We then connect extraction risk (and what this reveals about probabilistic copies of training data inside of models) to U.S. copyright law. To do so, we also explain why *average* extraction rates—the typical metric in ML papers—don’t provide sufficient information for *specific* claims about how much an LLM has memorized *specific* works (Section 3).
- We then develop a simple and precise procedure for the probabilistic extraction of specific memorized text, which we apply to a set of 56 books in Books3 (Section 4). Through extensive experiments, we find that while the largest models don’t memorize most books—either in whole or in part—LLAMA 3.1 70B memorizes some books, like *Harry Potter* and *1984*, almost entirely.
- Finally, we discuss how our results have significant implications for copyright cases, though not ones that unambiguously favor either side (Section 5).

2 Quantifying memorization as a probabilistic phenomenon

Training-data extraction and memorization are related concepts, but differ in subtle ways. Following Cooper and Grimmelmann [27], “[m]ost narrowly, when a user intentionally and successfully prompts a model to generate an output that is an exact or near-exact copy of a piece of training data, that is **extraction**.² More broadly, “... when an exact or near-exact copy of a piece of training data can be reconstructed by examining the model ‘through any means,’ that is **memorization**” [27, Part II.A]. This distinction summarizes, at a high level, a large amount of work in adversarial machine learning that runs **extraction attacks** to reveal *privacy* (as opposed to copyright [15]) risks in LLMs.

²**Regurgitation** is extraction without user intent [27]. We focus on extraction.

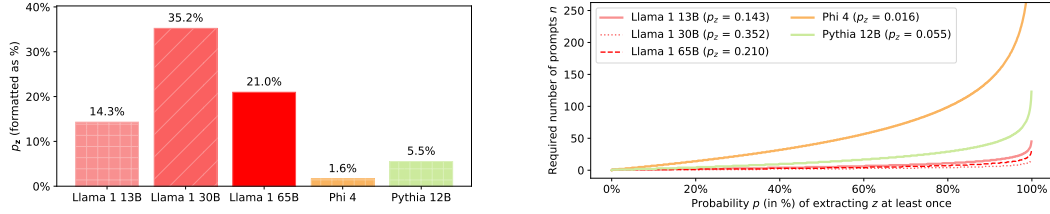


Figure 1: Plotting extraction probability p_z for the “careless people” quote from *The Great Gatsby* (see page 1). **(left)** p_z (1) for different models. **(right)** Translating p_z into how many prompts n it would take to extract the example z with probability p (2). See Appendix A for details.

However, as noted in the introduction, it’s incorrect to think that extraction is only interesting as a generation-time phenomenon. It’s evidence of memorization of training data *inside the model* [15, 27, 41, 72, 94]. In fact, successful extraction is one of the most common forms of evidence in ML for quantifying memorization in generative-AI models [17, 54, 70, 82, 85, 118]. Rather than inspecting an LLM’s parameters directly, the standard metric in many frontier model-release reports [7, 45, 51, 102] measures **discoverable extraction**: one takes a piece of text from the training data, splits it into a **prefix** and a **target suffix**, uses the prefix as a prompt to the LLM, and counts the example as extracted if the LLM generates text that *exactly* matches the target suffix [16, 18, 81]. For instance, consider the quote from *The Great Gatsby* [43] in our headline figure on page 1. The prompt is the prefix is “They were careless people, Tom and Daisy - they smashed up things and creatures and then retreated”, and the target suffix is “back into their money or their vast carelessness, or whatever it was that kept them together, and let other people clean up the mess they had made.”³ The middle row in the figure indicates the verbatim generation of the target suffix in response to the prefix prompt.

Cooper and Grimmelmann explain why such measurements are incomplete when it comes to the kinds of information relevant to copyright. These measurements capture a simple binary (yes-or-no) outcome of *if* a particular piece of training data was extracted (and thus memorized). But LLMs are probabilistic; they can generate different outputs for the same input—just like in the headline figure on page 1. So, instead, a copyright-relevant claim about extraction will likely

take the following form: a model, when (a) given a particular type of input, will (b) produce a particular type of memorized output, (c) with a particular probability. That probability could be .01 (i.e., a 1% chance), it could be .35 (i.e., a 35% chance) The issue for copyright law . . . is what to do with this knowledge[:] . . . what to do with the fact that element (c)—the probabilistic element—is inescapable [27, Part II.C].

We elaborate on this point in Sections 3 and 5. For now, we note that Hayes et al. [54] developed a probabilistic extraction methodology that achieves precisely this. In contrast to the standard *yes-or-no* measurements of discoverable extraction—i.e. if the LLM outputs the verbatim target suffix when prompted with a given prefix—they propose a measure of **probabilistic discoverable extraction**, which quantifies the *probability* (between 0 and 1) that the LLM, under a specific decoding scheme, outputs the verbatim target suffix when prompted with a given prefix. For a training example z that is $a + k$ tokens long, they divide z into an a -length prefix $z_{1:a}$ and a k -length suffix $z_{a+1:a+k}$, and compute the probability p_z of extracting example z . That is, they compute

$$p_z = \prod_{t=a+1}^{a+k} p(z_t \mid z_{1:t-1}), \quad \text{where the prompt is prefix } z_{1:a} \text{ and the target suffix is } z_{a+1:a+k}. \quad (1)$$

This equation just captures that the probability of generating the exact target suffix $z_{a+1:a+k}$ is the product of the conditional probabilities of each token z_t in the suffix, conditioned on all preceding tokens. For each position t from $a + 1$ to $a + k$, we compute the probability of token z_t given the preceding sequence $z_{1:t-1}$, which includes both the prompt prefix $z_{1:a}$ and any earlier tokens in the suffix. The overall probability of the suffix is simply the product of these per-token probabilities.⁴ As an example, on the left in Figure 1, we plot p_z for various models and the “careless people” quote.

In general, even for relatively short suffixes, p_z should be very small; it involves repeatedly multiplying together probabilities (i.e., numbers smaller than 1). For example, let’s consider that each token z_t in a 50-token suffix has probability 0.9—a very high probability, considering that the

³This is a famous quote and a short example, which has important details discussed further in Appendix A.

⁴For numerical stability, we compute (1) as the exp of the summed per-token log probabilities (Appendix B).

entire token vocabulary is large (e.g., 32,000 for Llama models). This means all of the other tokens combined (e.g., 31,999 for Llama) share the remaining probability of 0.1. The probability of this whole suffix would be 0.9 multiplied 50 times: $0.9^{50} \approx 0.005$ —just a 0.5% chance that it would be generated verbatim! But in Figure 1 (left), the probability of the target suffix is larger than this *for every model*. For LLAMA 1 30B, p_z is over 35%—greater than $1/3$ generations with this prompt will result in the *verbatim* suffix, i.e., more often than illustrated in the headline figure!

Such high probabilities *are*, by definition, memorization. This is precisely what makes memorization interesting: *any* arbitrary sequence should have low probability, so the fact that certain sequences have high probability—high enough for the model to generate the verbatim suffix with meaningful likelihood (Section 3)—“can’t be due to chance” [15]. These probabilities reflect patterns, “statistical correlations” [26] that the model has learned from the training data. But when these probabilities are unusually large, “the pattern *is* the memorized training data” [27, Part II.C], copied inside the model.

Other ways to understand p_z . It turns out that p_z is very simple and efficient to compute in practice for verbatim extraction; we defer the details to Appendix B. Beyond directly comparing p_z values—for the same example across LLMs, across multiple examples for the same LLM, etc.—Hayes et al. [54] offer an intuitive alternative. In their work, they emphasize that, once one has p_z , with some simple math one can determine how many times n one would need to prompt the model with the prefix, in order to guarantee that with probability p that the LLM outputs the exact target suffix. (This is where their metric derives its name, **(n, p)-discoverable extraction**.) For a given p_z , one can pick a probability threshold p and get the corresponding number of prompts n (or vice versa) with

$$1 - (1 - p_z)^n \geq p \quad \Rightarrow \quad n \geq \frac{\log(1 - p)}{\log(1 - p_z)}. \quad (2)$$

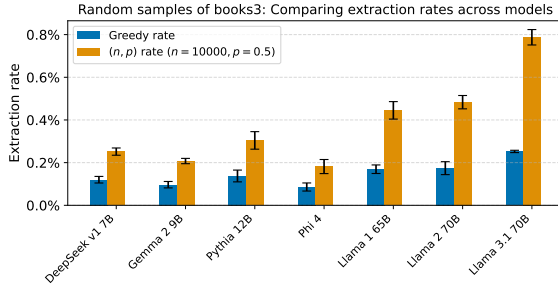
Since p_z is the probability of generating the suffix with 1 prompt to the model, the probability of *not* generating it is $(1 - p_z)$. The probability of *not* generating it in n prompts is $(1 - p_z)^n$, and so the probability of generating it in n prompts is $1 - (1 - p_z)^n$. As an intuition, think about a fair coin flip coming up heads. Here, $p_z = 0.5$ (the probability of heads in one flip). With 2 actual flips ($n = 2$), the probability of flipping heads *at least once* is $1 - (1 - 0.5)^2 = 0.75 = p$; when $n = 10$, $p = 0.9990$. Figure 1 (right) visualizes how n changes for different settings of p for the “careless people” quote. In practice, for LLMs, we can compute p_z *without* prompting n times (Appendix B).

3 Beyond average extraction rates: Extraction risk, copies, and copyright

There are dozens of pending copyright suits based on the training and output of LLMs [21]. Those copyright disputes generally present three interrelated issues: (1) whether training an LLM on copyrighted material is **fair use** (i.e., limited use of the copyrighted material can, under certain circumstances, be used without permission from the copyright owner); (2) whether the model itself is a **copy** or **derivative work** (Section 5) of the works on which it is trained; and (3) whether the model outputs copyrighted material. Some suits present only one issue, while others present all three questions. Some suits are based on content owned by a single company, while others are class action lawsuits purporting to represent all book authors. There are other copyright issues, as well [29, 50, 72, 89, 91, 99], for example, whether the outputs of generative-AI systems are themselves copyrightable [72, 110].

Memorization and probabilistic copies. Our paper is not about training and fair use. Those issues have been discussed extensively elsewhere [74]. Nor is our paper about the outputs of LLMs and copyright infringement [9, 20, 28, 32, 56, 72, 73, 90], although we use extraction of content from models at generation time as evidence for memorization (Section 2). This paper is about memorization (Section 2). We plan to discuss additional nuances about extraction in future work.

Memorization may matter for copyright law in two ways. First, if a model memorizes all or a substantial portion of a copyrighted work (near-)verbatim, the model itself may be an infringing copy or derivative work [27, 72]. As discussed above (Sections 1 & 2), this is because memorized training data are encoded inside the model. Others [27] have argued, encoding the work in the form of model weights satisfies the technical definition of “copy” in the U.S. Copyright Act. That copy, like the copy used as training data during training, might be fair use, but the analysis of fair use would look somewhat different than internal use in training. This is particularly true for open-weight models like different DeepSeek and Llama models, which are not merely used by the developer but are themselves shared with others (Section 5). Second, memorization of all or part of a particular



Model	Result	% of book with \geq the given p_z		
		0.75	0.50	0.01
LLAMA 3.1 70B	<i>Harry Potter</i>	15.10%	42.42%	91.14%
	<i>Sandman Slim</i>	0.00%	0.13%	0.38%
Llama 1 65B	<i>Harry Potter</i>	1.69%	4.40%	25.48%
	<i>Sandman Slim</i>	0.09%	0.10%	0.27%
PYTHIA 12B	<i>Harry Potter</i>	0.00%	0.08%	0.40%
	<i>Sandman Slim</i>	0.22%	0.26%	0.34%

Figure 2: **(left)** Average extraction rates of Books3 text, comparing the traditional (greedy-sampled) discoverable extraction rate (blue) and the probabilistic extraction rate for a given setting of n and p (orange; see Equation 2) for different models (Appendix F). Greedy-sampled extraction underestimates the true amount of memorization [54]. **(right)** For different minimum probabilities of extraction p_z (0.75, 0.50, 0.01), we show how much of the whole books (in %) can be extracted with (at least) that p_z for *Harry Potter* [88] and *Sandman Slim* [62], which is one of the books by plaintiff Richard Kadrey in *Kadrey et al. v. Meta, Inc.* [66]. Nearly all of *Harry Potter* is memorized by LLAMA 3.1 70B (measured with respect to minimum extraction probability $p_z = 0.01$).

work may increase the likelihood that the output of the model may be substantially similar to the copyrighted work. That output (at generation time) will be judged separately from model (which is also an artifact that is independent of its outputs), and is less likely to be a fair use [56, 72]. Two important observations about memorization and extraction follow from these points.

Average extraction rates aren’t all you need. Numerous studies have shown that models memorize certain amounts of the works they were trained on [e.g., 7, 16, 45, 54, 70, 81, 102]. In this research, the extent of memorization is typically quantified through an overall extraction rate—much like Figure 2 (left). That is, for some (part of a) training dataset, researchers draw (typically at random) examples of a specified length (e.g., 100 tokens), prompt with the first half of the example (i.e., the example prefix), and count extraction as successful if the resulting generation matches the target suffix (Section 2). The extraction rate is computed as the number of attempted extractions that succeeded, relative to the total number of attempts. These reported averages are generally small, just as we observe in Figure 2; this often forms the basis of defendants in infringement suits calling memorization a rare “bug” [27, 83].

However, while average extraction rates are useful for estimating *overall* memorization of Books3 text, they clearly tell an incomplete story about the degree to which specific, underlying pieces of text have or haven’t been memorized by the model. Low extraction rates signal that models likely don’t memorize *most* text in Books3, but it’s possible that *specific* pieces of text are highly memorized. We observed this already with Figure 1 for the “careless people” quote, and we can similarly see this in the Table in Figure 2. Some books, like Richard Kadrey’s *Sandman Slim* [62] are hardly memorized at all (e.g., even with a relatively modest setting of $p_z = 0.01$, where $1/100$ generations would contain verbatim extracted text). In contrast, *Harry Potter* and *the Sorcerer’s Stone* [88] is highly memorized in Llama models, especially LLAMA 3.1 70B (Section 4).

Using average extraction rates, prior work also observes that larger models exhibit larger amounts of memorization [18, 54]. Similarly, we find that these claims (reasonably) do not cleanly generalize to the extent to which models memorize specific examples. In Figure 1, the smaller LLAMA 1 30B exhibits a significantly higher p_z than the larger LLAMA 1 65B—0.352 compared to 0.21 (shown in % in the figure). Similarly, using a minimum $p_z = 0.75$, we estimate for *Sandman Slim* that LLAMA 3.1 70B memorizes 0% of the text, while LLAMA 1 65B and PYTHIA 12B memorize 0.09% and 0.22%, respectively. (We detail how we compute these estimates in Appendix G.)

Reasoning about “meaningful” extraction probabilities. We show clear evidence that LLAMA 3.1 70B memorizes almost all of *Harry Potter and the Sorcerer’s Stone*. For this model, there exists a prefix/suffix combination such that almost every piece of text in the entire book has a high extraction probability p_z (Figure 3).⁵ These probabilities are too high to be due to random chance; they are clearly memorization [16, 27]. While it’s straightforward to support the claim that LLAMA 3.1 70B memorizes (with respect to probabilistic extraction) nearly all of *Harry Potter*, most cases aren’t

⁵Recall from Section 2 that $p_z = 0.005 \approx 0.9^{50}$ corresponds to each token in a 50-token sequence having probability of 0.9; $p_z = 0.01$ means these probabilities are even higher.

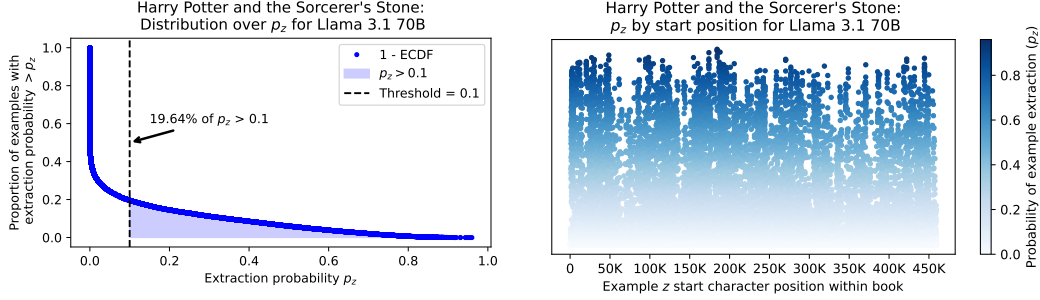


Figure 3: Visualizing memorization of *Harry Potter* in LLAMA 3.1 70B. **(left)** The distribution over p_z , plotted as the complement of the empirical CDF. This shows the proportion of examples with p_z (y -axis) greater than a given probability (x -axis), e.g., 19.54% of examples have $p_z > 0.1$. **(right)** p_z for each example according to its start position within the overall book. White gaps along the x -axis indicate that an example (with that start position) was not extracted (i.e., has 0 probability); a continuous horizontal band of blue (associated with the probability on the y -axis) effectively indicates that we can extract the entire book with that associated probability.

this clear. In contrast, p_z being close to 0 indicates that an example isn’t memorized. This is the case for PYTHIA 12B on nearly every example in *Harry Potter* (Section 4).

What is less clear, however, is where to draw a line between the enormous range in between these two extremes: is there a sufficiently small value of p_z , such that generating the target suffix for z isn’t meaningful for copyright—i.e., that it is effectively an instance of “a monkey at the typewriter” [8, 105]? While we don’t address this in this work, we conservatively only consider probabilities p_z ($\geq 1 \times 10^{-6}$) that are so high that they aren’t by happenstance. However, it’s also worth noting that, as others have observed, LLMs aren’t like monkeys randomly outputting tokens [27]. The model has learned to generate structured, grammatically correct sentences. That means the actual distribution of possible tokens an LLM would reasonably output is considerably smaller than completely random output would suggest. That possibility, which we hope to explore in further work, bears on the question of how high a p_z we should consider to be relevant as evidence of memorization of a specific book rather than, say, learning that in most sentences verbs follow subjects and precede objects.

4 Quantifying memorization for pieces of individual books

We now dig deeper into average extraction rates, showing the presence and extent of memorization in open-weight models for a sample of books drawn text from Books3. Overall, we show how memorization varies across models, across books, and within individual books; memorization for some (but not all) books and for some (but not all) models is surprisingly high. We describe our experiments for identifying memorization “hot-spots” in a selection of books drawn from Books3, and how these experiments help us narrow in on follow-up experiments that let us compare the memorization of different pieces of books text within a model, and memorization of a given piece of text across models.

Setup. Similar to Hayes et al. [54], we use top- k decoding as the sampling algorithm, with temperature $T = 1$ and $k = 40$. The experiments in this section are limited to 5 models: PYTHIA 12B [7], PHI 4 (a 14B model) [2], LLAMA 1 13B, LLAMA 1 65B [108], and LLAMA 3.1 70B [51]. Pythia was trained on The Pile [44] (which contains the torrented Books3 dataset [86]), and Touvron et al. [108] explicitly notes that Llama-1 models were trained on Books3. PHI 4 was trained predominantly on synthetic data. We also include the newer-generation LLAMA 3.1 70B. We describe each of these choices and important background context more in Appendix G.1. We ran experiments across Books3 for computing average extraction rates, but otherwise limit ourselves to a selection of 56 books (out of the nearly 200,000) that are in Books3. These books include those listed with the associated plaintiffs in the (amended) class action complaint of Kadrey et al. v. Meta [66, pp. 4-5], as well as generally popular books [e.g., 13, 55, 88, 106]), and some academic books [e.g., 6, 119]).

We suspected that some popular books would exhibit high degrees of memorization (due to duplicated text from other sources), and that more obscure books wouldn’t. Overall, our results shouldn’t be read as a complete account of memorization across the entire Books3 dataset. Nor did we select the books at random; we deliberately tried to capture variation across the dataset. We report results

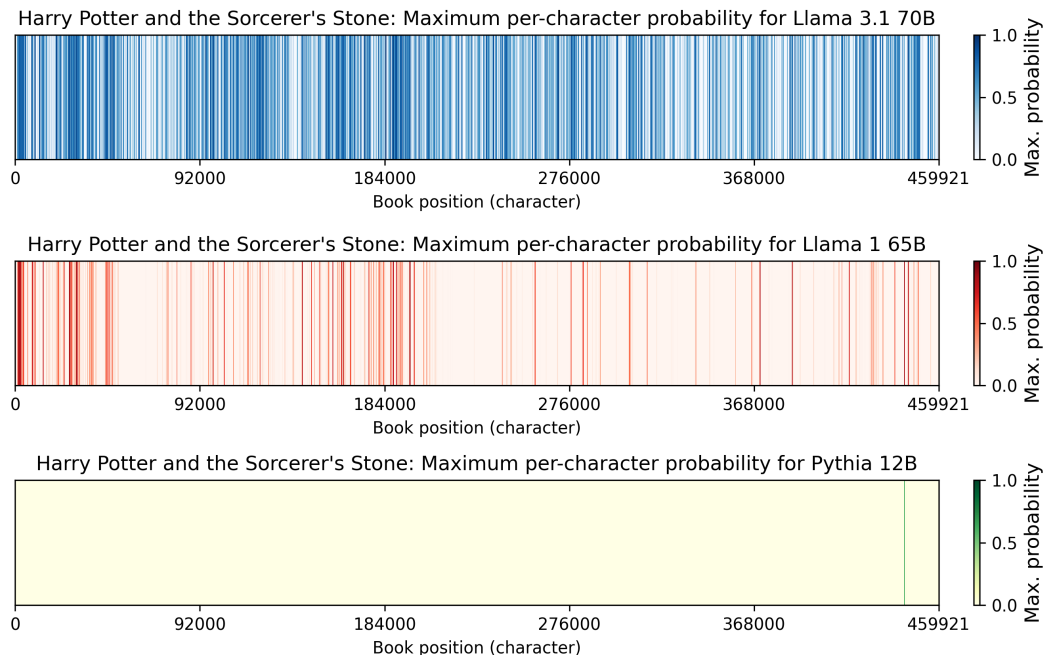


Figure 4: Heatmaps for LLAMA 3.1 70B (**top**), LLAMA 1 65B (**middle**), and PYTHIA 12B (**bottom**) for *Harry Potter* [88], each showing regions of extraction “hot-spots” according to location (character position) in the book. To highlight these regions, for overlapping examples in the sliding window, we plot the *highest* extraction probability at the particular character location. The goal is to identify high-probability “hot-spots.” LLAMA 3.1 70B memorized most of *Harry Potter*, reflected in the number of high-probability regions. PYTHIA 12B effectively memorizes none of the same book.

for all the books we ran (Appendices E–G). In the future, we’ll expand to a much wider set of models and books. In general, we refer to the Appendix, which contains results from nearly one thousand experiments on 13 models. We ran all experiments on the same 4 A100 GPUs at Stanford.

Identifying memorized book snippets. To identify regions of memorization, we take the following “panning for gold” approach. For a given book, we start at the beginning of the text file in Books3. We sample a chunk of text that is sufficiently long to contain 100 tokens of corresponding tokenized text, slide 10 *characters* forward in the book text and repeat this process. We do this for the entire length of the book, which results in approximately one example every 10 characters, e.g., *The Great Gatsby* has 270,870 characters, which results in roughly 27,000 examples. As a result, even with our very efficient implementation of probabilistic extraction, these experiments are expensive. We explore more efficient alternatives in Appendix G.2, and intend to pursue this further in future work.

These 100-token examples overlap significantly; *this is deliberate*. Since we don’t often know how open-weight models were trained, it’s not exactly clear how we should break up books text into examples when attempting extraction. By testing overlapping examples, we expect to surface high-probability *regions* of memorized content within a book, which we can then explore more precisely in follow-up experiments, discussed below. We *don’t* expect this approach to result in high per-book extraction rates, as this strategy should result in many 0-probability sequences (Appendix G.1). This isn’t our goal: we’re trying to surface as much total memorization possible. We can then use these memorization ‘hot-spots’ to identify longer memorized sequences (Figure 5).

At each point on the heatmap, there exists (at least one example) at that location in the book that is extracted with the shown probability. For LLAMA 3.1 70B, there exists is an example that can be extracted with high probability *almost every location in the book*. *This doesn’t mean (almost) the whole book can be extracted in one continuous segment at generation-time; this is a claim about how much of the book we estimate to be memorized in the model’s parameters*. As an alternate view, we can visualize the same data as distributions over all of the examples’ p_z (Figure 3, Appendix G.1).

Comparing books within a model, a given book across models. With these heatmaps, and the underlying information they contain about p_z for each example (plotted in Figure 3, right), we can

Prefix (25 tokens): \t carry on.\n\nThat Quidditch Cup'll have our name on it this year," said Wood happily as they tr

Suffix (275 tokens): udged back up to the castle. "I wouldn't be surprised if you turn out better than Charlie Weasley, and he could have played for England if he hadn't gone off chasing dragons." \n\nPerhaps it was because he was now so busy, what with Quidditch practice three evenings a week on top of all his homework, but Harry could hardly believe it when he realized that he'd already been at Hogwarts two months. The castle felt more like home than Privet Drive ever had. His lessons, too, were becoming more and more interesting now that they had mastered the basics. \n\nOn Halloween morning they woke to the delicious smell of baking pumpkin wafting through the corridors. Even better, Professor Flitwick announced in Charms that he thought they were ready to start making objects fly, something they had all been dying to try since they'd seen him make Neville's toad zoom around the classroom. Professor Flitwick put the class into pairs to practice. Harry's partner was Seamus Finnigan (which was a relief, because Neville had been trying to catch his eye). Ron, however, was to be working with Hermione Granger. It was hard to tell whether Ron or Hermione was angrier about this. She hadn't spoken to either of them since the day Harry's broomstick had arrived. \n\nNow, don't forget that nice wrist movement'

Llama 3.1 70B

$T=1, k=40$

$p_z = 36.1\%$

Figure 5: One of many sequences from *Harry Potter* extracted from LLAMA 3.1 70B. The prompt is a 25-token prefix; the target suffix is 275 tokens. Temperature $T = 1$ and top- k sampling ($k = 40$) yields an extraction probability of $p_z = 36.1\%$ —in expectation), this suffix is generated verbatim more than $1/3$ of the time with this prompt. See Appendix H for more extracted sequences.

make comparisons about the extent to which different models memorize different books, and how memorization for different books varies for a given model. We show the first type of comparison in Figure 4. (Appendix G provides numerous examples of the second across 36 books for 5 models.) LLAMA 3.1 70B clearly has memorized more of *Harry Potter* (and with higher probability) than the earlier generation, similarly-sized LLAMA 1 65B. Even though both are Meta models, they clearly exhibit important differences in how much they memorize of specific books (Figure 2, right)—not just how much they memorize across Books3 more generally (Figure 2, left). PYTHIA 12B is a smaller model that was also trained on *Harry Potter* [7, 44]; however, it effectively memorizes *none* of the book. Together, these three heatmaps underscore the importance of how training choices, not just the mere existence of examples within a training dataset, as having an impact on memorization [70–73].

Last, aligning with the overall low average extraction rates we observe for models on Books3 (Section 3), we note that most books—regardless of the model we test—have heatmaps that resemble PYTHIA 12B’s, above. This is true for most of the books we tested written by plaintiffs in *Kadrey et al. v. Meta, Inc.* [66]—with important exceptions [e.g., 23]. Very popular books, like *Harry Potter* exhibit higher degrees of memorization for Llama models of all sizes. PYTHIA 12B and PHI 4, which was trained predominantly on synthetic data (i.e., is likely to not directly contain Books3), are smaller models; we expect them to memorize less than larger ones like LLAMA 3.1 70B. However, they also tend to memorize less than LLAMA 1 13B—a model in the same size class (Appendix G).

5 Takeaways for memorization and copyright

Our results complicate the traditional narrative both plaintiffs and defendants typically use in copyright cases in describing how LLMs work. The evidence supports the positions of plaintiffs in some respects and of defendants in other respects. More generally, we show that the extent of memorization in models varies with model size, the specific choice of model, the book tested, and even within individual books (Section 3 & 4). We see three primary implications of our results for copyright disputes.

(1) There is definitely some memorization of books in many models. And, in the case of some models, there is quite a lot of memorization of some books, though most books are not memorized at all (with respect to our specific extraction methodology)—either in whole or in part. Such evidence of memorization in the model matters for the dispute over whether the models themselves are derivative works, an argument that courts have thus far not been receptive to. A work is not a derivative work unless it’s “substantially similar” in significant part to the original work [e.g., 77]. And models are not, as plaintiffs sometimes contend, mere copies of the works on which they trained. But our data bolsters plaintiffs’ argument that at least some models may be derivative works of at least some books because the model has memorized a significant amount of protectable expression from the book. The law does not require that the entire work be included in the derivative; it is enough that the derivative incorporates a substantial amount of protectable expression.

That doesn’t end the inquiry; the model, like the training dataset, may be protected under copyright’s fair use doctrine [74]. But the fair use analysis of the model itself may be different than the analysis of the training dataset. A training-data example is an intermediate copy that isn’t itself sold, and is only used internally in the course of producing outputs—many of which won’t be substantially similar to any training data [56, 72]. A model, too, is an intermediate work in one sense; its use is to produce outputs, and those outputs are overwhelmingly not copyright infringements. But for companies that sell or release their models to others under open source licenses, the model itself is the product, and sometimes one that is being sold directly for commercial gain. That may make it harder to rely on the cases that justify training as fair use [e.g., 5, 95, 100] (Section 3).

The consequences of a finding that the model itself was a copy of some copyrighted works, and that **distribution** of the model was thus a distribution of a copy of those works, could be dramatic for the AI industry. LLAMA 3.1 70B was downloaded 105,029 times last month on HuggingFace (Appendix, Figure 7)—far less from the height of its release in 2024. If we say conservatively that the model has been downloaded 1 million times since its release, then those 1 million downloads could be seen as 1 million, potentially infringing distributions of reproductions of *Harry Potter and the Sorcerer’s Stone*—as well as any other books in copyright for which a more than *de minimis* amount of copyrighted expression has been memorized. With \$150,000 (potentially) per infringing work, even if 3% of Books3 were to be found to be infringing copies in the model, that is a potential statutory damages award of nearly \$1 billion dollars, and profit disgorgement awards could be substantially greater. If the model itself is a copy and is not protected by fair use, courts might also order that it not be distributed or even that copies of the model itself be destroyed [30]. It is not an exaggeration to say that the risk of damages across all memorized books and of orders of destruction are an existential threat to the companies training these models.

(2) The extent of memorization varies in several important ways. Our experiments show that the extent of memorization varies widely from model to model and, within a model, even from work to work in the Books3 dataset. This means it’s hard to make any sort of **class-wide** (in the class-action-lawsuit sense) general assessment of whether a particular model copied a particular work and whether, for that model, infringing output based on memorization is even possible. Indeed, we show that memorization rates vary for many of the actual named authors in pending lawsuits, and even from book to book for the same plaintiffs (e.g., Ta-Nehisi Coates, see Appendix G). Because many of the pending cases are proceeding as class actions [e.g., 66], plaintiffs will have to demonstrate that *all* book owners have sufficient common legal and fact issues, such that it makes sense for a court to certify the class and treat them all together [40]. That may be impossible because, as is clear from our results, basic questions about whether the model actually incorporated any significant expression from any individual plaintiff’s book can’t be generalized. Some plaintiffs may be able to show copying, but others won’t. Courts generally deny class certification in such circumstances [e.g., 111].

(3) There is no deterministic path from model memorization to outputs of infringing works. While we’ve used probabilistic extraction as proof of memorization, to actually extract a given piece of 50 tokens of copied text often takes hundreds or thousands of prompts. Using the adversarial extraction method of Hayes et al. [54], we’ve proven that it can be done, and therefore that there is memorization in the model [16, 27]. But this is where, even though extraction is evidence of memorization, it may become important that they are not identical processes (Section 2). Memorization is a property of the model itself; extraction comes into play when someone *uses* the model [27]. This paper makes claims about the former, not the latter. Nevertheless, it’s worth mentioning that it’s unlikely anyone in the real world would actually use the model in practice with this extraction method to deliberately produce infringing outputs, because doing so would require huge numbers of generations to get non-trivial amounts of text in practice (Appendix A). For the majority of cases we’ve observed—where models don’t exhibit extreme degrees of memorization of examples (e.g., $p_z < 0.1$)—that makes output infringement much less of a real-world problem, even for models that exhibit a lot of memorization overall. This also may affect who courts view as directly liable for any output infringement; someone (like some plaintiffs’ lawyers) who runs hundreds or thousands of queries to try to get one that is infringing seems much more like the direct volitional actor misusing the model [31]. We’ll address this further in future work.

The fact that extraction is probabilistic and difficult to do also matters to the “is training infringement” issue—though it isn’t determinative, because it means use of the training data to create **superseding copies** (i.e., a copy that can stand in for/ replace the work) is unlikely in practice. Nonetheless, the fact of memorization creates a point of distinction from *Author’s Guild v. Google* [5], which considered and rejected an argument that hackers could access the plaintiffs’ works through Google’s internal database [1, at 227-28]. Our results show that it is possible to recreate some of the content of some books by “hacking” the model itself. We think it unlikely as a practical matter that people will use the model in this way; there are easier and more effective ways to pirate a book. But at a minimum, it complicates the copyright fair use analysis.

6 Conclusion

Building on the recent work of Hayes et al. [54]—a novel probabilistic extraction method—we show that the extent of verbatim memorization of books from the Books3 dataset is more significant

than previously described. We also show that memorization varies widely from model to model and from book to book within each model, as well as varying in different parts of individual books. Our results complicate current disputes over copyright infringement, both by rejecting easy claims made by both sides about how models work and by demonstrating that there is no single answer to the question of how much a model memorizes. There is much more work to do; we only ran book-specific, verbatim-extraction experiments for 56 books in Books3. In future work, we intend to explore non-verbatim extraction, as well as possible explanations for this variability and for the high level of memorization of some specific works by particular models.

Acknowledgments and Disclosure of Funding

The computing for this project was performed on the Sherlock cluster. We would like to thank Stanford University and the Stanford Research Computing Center for providing computational resources and support that contributed to these research results. A. Feder Cooper would also like to thank Prof. Daniel E. Ho and the RegLab for their generosity when coordinating compute job execution, which allowed this project to make extensive use of the lab’s compute node. We thank Jamie Hayes for chatting about additional interesting aspects concerning the (n, p) -discoverable extraction method [54] that we didn’t put in that original paper. We would additionally like to thank danah boyd, Alexandra Chouldechova, James Grimmelmann, Kevin Klyman, and Pamela Samuelson for comments and feedback on earlier portions of this project.

A. Feder Cooper is a postdoctoral affiliate at Stanford University, in Percy Liang’s group in the Department of Computer Science and Daniel E. Ho’s group at Stanford Law School. Cooper is a full-time employee of Microsoft, working as a postdoctoral researcher in the FATE group within Microsoft Research, before being appointed as an Assistant Professor of Computer Science at Yale University in 2026. The opinions expressed about the results in this paper should not be attributed to Microsoft.

Mark A. Lemley is a full-time professor at Stanford Law School. He also has a consulting practice as a partner at Lex Lumina LLP. As part of that practice he has represented AI companies in copyright litigation. Nothing in this paper should be attributed to those companies.

References

- [1] 804 F.3d.
- [2] Marah Abdin, Jyoti Aneja, Harkirat Behl, Sébastien Bubeck, Ronen Eldan, Suriya Gunasekar, Michael Harrison, Russell J. Hewett, Mojan Javaheripi, Piero Kauffmann, James R. Lee, Yin Tat Lee, Yuanzhi Li, Weishung Liu, Caio C. T. Mendes, Anh Nguyen, Eric Price, Gustavo de Rosa, Olli Saarikivi, Adil Salim, Shital Shah, Xin Wang, Rachel Ward, Yue Wu, Dingli Yu, Cyril Zhang, and Yi Zhang. Phi-4 Technical Report, 2024. URL <https://arxiv.org/abs/2412.08905>.
- [3] amongglue/books3-subset-raw, 2025. URL <https://huggingface.co/datasets/amongglue/books3-subset-raw>.
- [4] Anthropic. Introducing 100K Context Windows, May 2023. URL <https://www.anthropic.com/index/100k-context-windows/>.
- [5] Author’s Guild v. Google, Inc., 804 F.3d 202 (2d Cir. 2015).
- [6] Teodolinda Barolini. *Dante and the Origins of Italian Literary Culture*. Fordham University Press, 2006.
- [7] Stella Biderman, Hailey Schoelkopf, Quentin Gregory Anthony, Herbie Bradley, Kyle O’Brien, Eric Hallahan, Mohammad Aflah Khan, Shivanshu Purohit, USVSN Sai Prashanth, Edward Raff, et al. Pythia: A suite for analyzing large language models across training and scaling. In *International Conference on Machine Learning*, pages 2397–2430. PMLR, 2023.
- [8] Émile Borel. La mécanique statique et l’irréversibilité. *J. Phys. Theor. Appl.*, 3(1):189–196, 1913. doi: 10.1051/jphysap:019130030018900. URL <https://doi.org/10.1051/jphysap:019130030018900>.
- [9] Oren Bracha. The Work of Copyright in the Age of Machine Production, January 2024. URL https://papers.ssrn.com/sol3/papers.cfm?abstract_id=4581738.

- [10] David Bret. *Elizabeth Taylor*. Greystone Books, 2011.
- [11] Dan Brown. *The Da Vinci Code*. Doubleday, 2003.
- [12] Gavin Brown, Mark Bun, Vitaly Feldman, Adam Smith, and Kunal Talwar. When is memorization of irrelevant training data necessary for high-accuracy learning? In *Proceedings of the 53rd annual ACM SIGACT symposium on theory of computing*, pages 123–132, 2021.
- [13] Albert Camus. *The Myth of Sisyphus*. Hamish Hamilton Publishers, Trinity Press, 1955. Justin O’Brien (translator).
- [14] CANBERT/pile_books3_text, 2025. URL https://huggingface.co/datasets/CANBERT/pile_books3_text.
- [15] Nicholas Carlini. What my privacy papers (don’t) have to say about copyright and generative AI, 2025. URL <https://nicholas.carlini.com/writing/2025/privacy-copyright-and-generative-models.html>.
- [16] Nicholas Carlini, Florian Tramer, Eric Wallace, Matthew Jagielski, Ariel Herbert-Voss, Katherine Lee, Adam Roberts, Tom Brown, Dawn Song, Ulfar Erlingsson, et al. Extracting training data from large language models. In *30th USENIX Security Symposium (USENIX Security 21)*, pages 2633–2650, 2021.
- [17] Nicholas Carlini, Jamie Hayes, Milad Nasr, Matthew Jagielski, Vikash Sehwal, Florian Tramèr, Borja Balle, Daphne Ippolito, and Eric Wallace. Extracting Training Data from Diffusion Models, 2023.
- [18] Nicholas Carlini, Daphne Ippolito, Matthew Jagielski, Katherine Lee, Florian Tramèr, and Chiyuan Zhang. Quantifying Memorization Across Neural Language Models. In *International Conference on Learning Representations*, 2023.
- [19] Lewis Carroll. *Alice’s Adventures in Wonderland*. Macmillan, 1865.
- [20] Jacqueline Charlesworth. Generative AI’s Illusory Case for Fair Use. *Vanderbilt Journal of Entertainment and Technology Law*, 27, 2025.
- [21] Chat GPT Is Eating the World, 2024. URL <https://chatgptiseatingtheworld.com>.
- [22] Ta-Nehisi Coates. *The Beautiful Struggle*. One World, 2009.
- [23] Ta-Nehisi Coates. *We Were Eight Years in Power: An American Tragedy*. One World, 2017.
- [24] Ta-Nehisi Coates. *The Water Dancer: A Novel*. One World, 2019.
- [25] Jon Cogburn. *Dungeons and Dragons and Philosophy*. Open Court Publishing, 2012.
- [26] Concord Music Group, Inc. v. Anthropic PBC. 3:23-cv-01092 (M.D. Tenn.).
- [27] A. Feder Cooper and James Grimmelmman. The Files are in the Computer: Copyright, Memorization, and Generative AI. *arXiv preprint arXiv:2404.12590*, 2024.
- [28] A. Feder Cooper, Katherine Lee, James Grimmelmman, Daphne Ippolito, Christopher Callison-Burch, Christopher A. Choquette-Choo, Niloofar Miresghallah, Miles Brundage, David Mimno, Madiha Zahrah Choksi, Jack M. Balkin, Nicholas Carlini, Christopher De Sa, Jonathan Frankle, Deep Ganguli, Bryant Gipson, Andres Guadamuz, Swee Leng Harris, Abigail Z. Jacobs, Elizabeth Joh, Gautam Kamath, Mark Lemley, Cass Matthews, Christine McLeavey, Corynne McSherry, Milad Nasr, Paul Ohm, Adam Roberts, Tom Rubin, Pamela Samuelson, Ludwig Schubert, Kristen Vaccaro, Luis Villa, Felix Wu, and Elana Zeide. Report of the 1st Workshop on Generative AI and Law. *arXiv preprint arXiv:2311.06477*, 2023.
- [29] A. Feder Cooper, Christopher A. Choquette-Choo, Miranda Bogen, Matthew Jagielski, Katja Filippova, Ken Ziyu Liu, Alexandra Chouldechova, Jamie Hayes, Yangsibo Huang, Niloofar Miresghallah, Ilia Shumailov, Eleni Triantafillou, Peter Kairouz, Nicole Mitchell, Percy Liang, Daniel E. Ho, Yejin Choi, Sanmi Koyejo, Fernando Delgado, James Grimmelmman, Vitaly Shmatikov, Christopher De Sa, Solon Barocas, Amy Cyphert, Mark Lemley, danah boyd, Jennifer Wortman Vaughan, Miles Brundage, David Bau, Seth Neel, Abigail Z. Jacobs, Andreas Terzis, Hanna Wallach, Nicolas Papernot, and Katherine Lee. Machine Unlearning Doesn’t Do What You Think: Lessons for Generative AI Policy, Research, and Practice. *arXiv preprint arXiv:2412.06966*, 2024.
- [30] Copyright Law of the United States. 17 U.S. Code § 503 - Remedies for infringement: Impounding and disposition of infringing articles, December 2010. URL <https://www.law.cornell.edu/uscode/text/17/503>.

- [31] CoStar Grp., Inc. v. LoopNet, Inc., 373 F.3d 544 (4th Cir. 2004).
- [32] Amy B. Cyphert. Generative AI, Plagiarism, and Copyright Infringement in Legal Documents. *Minnesota Journal of Law, Science & Technology*, 25, 2024.
- [33] DeepSeek-AI et al. DeepSeek LLM: Scaling Open-Source Language Models with Longtermism, 2024. URL <https://arxiv.org/abs/2401.02954>.
- [34] Cory Doctorow. *Down and Out in the Magic Kingdom*. Tor Books, 2003.
- [35] Junot Díaz. *Drown*. Riverhead Books, 1996.
- [36] Junot Díaz. *The Brief Wondrous Life of Oscar Wao*. Riverhead Books, 2007.
- [37] EleutherAI/the_pile_deduplicated, 2025. URL https://huggingface.co/datasets/EleutherAI/the_pile_deduplicated.
- [38] Christopher Farnsworth. *Blood Oath*. Penguin Publishing Group, 2010.
- [39] Christopher Farnsworth. *The President’s Vampire*. G.P. Putnam’s Sons, 2011.
- [40] Fed. R. Civ. P. 23(a)(2). (requiring questions of law or fact common to the class before it can be certified).
- [41] Vitaly Feldman. Does learning require memorization? a short tale about a long tail. In *Proceedings of the 52nd Annual ACM SIGACT Symposium on Theory of Computing*, STOC 2020, page 954–959, New York, NY, USA, 2020. Association for Computing Machinery. ISBN 9781450369794.
- [42] Joseph Finder. *Killer Instinct*. St. Martin’s Press, 2006.
- [43] F. Scott Fitzgerald. *The Great Gatsby*. Charles Scribner’s Sons, 1925.
- [44] Leo Gao, Stella Biderman, Sid Black, Laurence Golding, Travis Hoppe, Charles Foster, Jason Phang, Horace He, Anish Thite, Noa Nabeshima, et al. The Pile: An 800GB Dataset of Diverse Text for Language Modeling. *arXiv preprint arXiv:2101.00027*, 2020.
- [45] Gemini Team, Nikolay Savinov, Denis Teplyashin, Dmitry Lepikhin, Timothy Lillicrap, Jean-baptiste Alayrac, Radu Soricut, Angeliki Lazaridou, Orhan Firat, Julian Schrittwieser, et al. Gemini 1.5: Unlocking multimodal understanding across millions of tokens of context. *arXiv preprint arXiv:2403.05530*, 2024.
- [46] Christopher Golden. *Poison Ink*. Delacorte Press, 2008.
- [47] Christopher Golden. *Dead Ringer*. St. Martin’s Press, 2016.
- [48] Christopher Golden. *Ararat*. St. Martin’s Press, 2017.
- [49] Christopher Golden. *Blood of the Four*. Harper Voyager, 2018.
- [50] Michael P. Goodyear. Artificial Infringement. In *Proceedings of the 2025 Symposium on Computer Science and Law*, CSLAW ’25, page 26–38, New York, NY, USA, 2025. Association for Computing Machinery. ISBN 9798400714214. doi: 10.1145/3709025.3712208. URL <https://doi.org/10.1145/3709025.3712208>.
- [51] Aaron Grattafiori et al. The Llama 3 Herd of Models, 2024. URL <https://arxiv.org/abs/2407.21783>.
- [52] Andrew Sean Greer. *The Path of Minor Planets*. Picador, 2002.
- [53] Andrew Sean Greer. *The Confessions of Max Tivoli*. Picador, 2005.
- [54] Jamie Hayes, Marika Swanberg, Harsh Chaudhari, Itay Yona, Ilia Shumailov, Milad Nasr, Christopher A. Choquette-Choo, Katherine Lee, and A. Feder Cooper. Measuring memorization in language models via probabilistic extraction. In Luis Chiruzzo, Alan Ritter, and Lu Wang, editors, *Proceedings of the 2025 Conference of the Nations of the Americas Chapter of the Association for Computational Linguistics: Human Language Technologies (Volume 1: Long Papers)*, pages 9266–9291, Albuquerque, New Mexico, April 2025. Association for Computational Linguistics. ISBN 979-8-89176-189-6. URL <https://aclanthology.org/2025.naacl-long.469/>.
- [55] Joseph Heller. *Catch-22*. Simon & Schuster, 1961.
- [56] Peter Henderson, Xuechen Li, Dan Jurafsky, Tatsunori Hashimoto, Mark A. Lemley, and Percy Liang. Foundation Models and Fair Use, 2023. URL <https://arxiv.org/abs/2303.15715>.

- [57] David Henry Hwang. *M. Butterfly*. Plume, 1988.
- [58] David Henry Hwang. *Golden Child*. Theatre Communications Group, 1998.
- [59] David Henry Hwang. *Trying to Find Chinatown*. Theatre Communications Group, 1999.
- [60] Betty E.M. Jacobs. *All the Onions*. Storey Publishing, LLC, 1999.
- [61] James Joyce. *Ulysses*. Paris-Shakespeare, 1922.
- [62] Richard Kadrey. *Sandman Slim: A Novel*. Harper Collins, 2009.
- [63] Richard Kadrey. *Aloha from Hell*. Harper Voyager, 2011.
- [64] Richard Kadrey. *Kill the Dead*. Harper Collins, 2014.
- [65] Richard Kadrey. *The Wrong Dead Guy*. Harper Voyager, 2017.
- [66] Kadrey et al. v. Meta Platforms, Inc. URL https://www.courthousenews.com/wp-content/uploads/2025/02/kadrey-vs-meta-third-amended-complaint.pdf?utm_source=chatgpt.com. No. 3:23-cv-03417-VC (Third Amended Consolidated Complaint).
- [67] Kadrey v. Meta Platforms, Inc. No. 3:23-cv-03417 (N.D. Cal. July 7, 2023).
- [68] Matthew Klam. *Sam the Cat*. Vintage, 2001.
- [69] Matthew Klam. *Who Is Rich?* Random House, 2017.
- [70] Katherine Lee, Daphne Ippolito, Andrew Nystrom, Chiyuan Zhang, Douglas Eck, Chris Callison-Burch, and Nicholas Carlini. Deduplicating Training Data Makes Language Models Better. In *Proceedings of the 60th Annual Meeting of the Association for Computational Linguistics*, volume 1, pages 8424–8445, 2022.
- [71] Katherine Lee, A. Feder Cooper, James Grimmelmänn, and Daphne Ippolito. AI and Law: The Next Generation. SSRN, 2023. <http://dx.doi.org/10.2139/ssrn.4580739>.
- [72] Katherine Lee, A. Feder Cooper, and James Grimmelmänn. Talkin’ ’Bout AI Generation: Copyright and the Generative-AI Supply Chain. *arXiv preprint arXiv:2309.08133*, 2023.
- [73] Katherine Lee, A. Feder Cooper, and James Grimmelmänn. Talkin’ ’Bout AI Generation: Copyright and the Generative-AI Supply Chain (The Short Version). In *Proceedings of the Symposium on Computer Science and Law, CSLAW ’24*, page 48–63, New York, NY, USA, 2024. Association for Computing Machinery. ISBN 9798400703331. doi: 10.1145/3614407.3643696. URL <https://doi.org/10.1145/3614407.3643696>.
- [74] Mark Lemley and Bryan Casey. Fair Learning. *Texas Law Review*, 99:743, 2021.
- [75] Laura Lippman. *After I’m Gone: A Novel*. Harper Collins, 2014.
- [76] Laura Lippman. *Sunburn*. William Morrow, 2018.
- [77] Litchfield v. Spielberg, 736 F.2d 1352, 1357 (9th Cir. 1984). (“a work is not derivative unless it has been substantially copied from the prior work.”).
- [78] Iris Ma, Ian Domingo, Alberto Krone-Martins, Pierre Baldi, and Cristina V. Lopes. Memorization: A Close Look at Books, 2025. URL <https://arxiv.org/abs/2504.12549>.
- [79] George R.R. Martin. *A Game of Thrones*. Voyager Books, 1996.
- [80] Stephenie Meyer. *Twilight*. Little, Brown and Company, 2005.
- [81] Milad Nasr, Nicholas Carlini, Jonathan Hayase, Matthew Jagielski, A. Feder Cooper, Daphne Ippolito, Christopher A. Choquette-Choo, Eric Wallace, Florian Tramèr, and Katherine Lee. Scalable Extraction of Training Data from (Production) Language Models. *arXiv preprint arXiv:2311.17035*, 2023.
- [82] Milad Nasr, Javier Rando, Nicholas Carlini, Jonathan Hayase, Matthew Jagielski, A. Feder Cooper, Daphne Ippolito, Christopher A. Choquette-Choo, Florian Tramèr, and Katherine Lee. Scalable Extraction of Training Data from Aligned, Production Language Models. In *The Thirteenth International Conference on Learning Representations*, 2025. URL <https://openreview.net/forum?id=vjel3nWP2a>.
- [83] OpenAI. OpenAI and journalism, January 2024. URL <https://openai.com/blog/openai-and-journalism>.
- [84] George Orwell. *Nineteen-Eighty Four*. Harcourt, Brace and Company, 1949.

- [85] USVSN Sai Prashanth, Alvin Deng, Kyle O’Brien, Jyothir S V au2, Mohammad Aflah Khan, Jaydeep Borkar, Christopher A. Choquette-Choo, Jacob Ray Fuehne, Stella Biderman, Tracy Ke, Katherine Lee, and Naomi Saphra. Recite, Reconstruct, Recollect: Memorization in LMs as a Multifaceted Phenomenon, 2024. URL <https://arxiv.org/abs/2406.17746>.
- [86] Alex Reisner. These 183,000 Books Are Fueling the Biggest Fight in Publishing and Tech. *The Atlantic*, September 2023. URL <https://www.theatlantic.com/technology/archive/2023/09/books3-database-generative-ai-training-copyright-infringement/675363/>.
- [87] Ramzi Rouighi. *The Making of a Mediterranean Emirate*. University of Pennsylvania Press, 2011.
- [88] J.K. Rowling. *Harry Potter and the Sorcerer’s Stone*. Scholastic, 1998.
- [89] Matthew Sag. Copyright Safety for Generative AI. *Houston Law Review*, 61, 2024.
- [90] Matthew Sag. Fairness and Fair Use in Generative AI. *Fordham Law Review*, 92, 2024.
- [91] Pamela Samuelson. Generative AI meets copyright. *Science*, 381(6654):158–161, 2023.
- [92] Sheryl Sandberg. *Lean In*. Alfred A. Knopf, 2013.
- [93] SaylorTwift/the_pile_books3_minus_gutenberg, 2025. URL https://huggingface.co/datasets/SaylorTwift/the_pile_books3_minus_gutenberg.
- [94] Avi Schwarzschild, Zhili Feng, Pratyush Maini, Zachary C Lipton, and J Zico Kolter. Rethinking llm memorization through the lens of adversarial compression. *arXiv preprint arXiv:2404.15146*, 2024.
- [95] Sega Enters. Ltd. v. Accolade, Inc., 977 F.2d 1510 (9th Cir. 1992), as amended (Jan. 6, 1993).
- [96] Mary Shelley. *Frankenstein*. Lackington, Hughes, Harding, Mavor, & Jones, 1818.
- [97] Sarah Silverman. *The Bedwetter*. Harper Collins, 2010.
- [98] Rachel Louise Snyder. *No Visible Bruises*. Bloomsbury Publishing, 2019.
- [99] Benjamin Sobel. Elements of Style: Copyright, Similarity, and Generative AI. *Harvard Journal of Law & Technology*, 38, 2024.
- [100] Sony Computer Ent., Inc. v. Connectix Corp., 203 F.3d 596 (9th Cir. 2000).
- [101] Neal Stephenson. *The Diamond Age*. Bantam Spectra, 1996.
- [102] Gemma Team et al. Gemma 2: Improving Open Language Models at a Practical Size, 2024. URL <https://arxiv.org/abs/2408.00118>.
- [103] Lysa TerKeurst. *Unglued: Making Wise Choices in the Midst of Raw Emotions*. Zondervan, 2012.
- [104] Lysa TerKeurst. *Embraced*. Thomas Nelson, 2018.
- [105] The Simpsons: Last Exit to Springfield (Fox television broadcast Mar. 11, 1993), 1993. (“This is a thousand monkeys working at a thousand typewriters. Soon they’ll have written the greatest novel known to man . . . [I]et’s see. ’It was the best of times, it was the blurst of times?’ You stupid monkey!”).
- [106] J.R.R. Tolkien. *The Hobbit*. George Allen and Unwin, 1937.
- [107] J.R.R. Tolkien. *Tree and Leaf*. George Allen & Unwin, 1964.
- [108] Hugo Touvron, Thibaut Lavril, Gautier Izacard, Xavier Martinet, Marie-Anne Lachaux, Timothée Lacroix, Baptiste Rozière, Naman Goyal, Eric Hambro, Faisal Azhar, Aurelien Rodriguez, Armand Joulin, Edouard Grave, and Guillaume Lample. LLaMA: Open and Efficient Foundation Language Models, 2023. URL <https://arxiv.org/abs/2302.13971>.
- [109] Hugo Touvron et al. Llama 2: Open Foundation and Fine-Tuned Chat Models, 2023. URL <https://arxiv.org/abs/2307.09288>.
- [110] United States Copyright Office. Copyright and Artificial Intelligence (Part 2: Copyrightability), 2025. URL <https://www.copyright.gov/ai/Copyright-and-Artificial-Intelligence-Part-2-Copyrightability-Report.pdf>.
- [111] Wal-Mart Stores, Inc. v. Dukes, 564 U.S. 338, 349–50 (2011). (holding that class certification was inappropriate because commonality requires that class members be capable of showing that they have suffered the same injury).

- [112] Ken Wharton. *Another Bloody Chapter in an Endless Civil War*. Helion and Company, 2016.
- [113] Daniel Wilf-Townsend. The Deletion Remedy. *North Carolina Law Review*, 103, 2024. URL https://papers.ssrn.com/sol3/papers.cfm?abstract_id=4933011. Forthcoming 2025.
- [114] Jacqueline Woodson. *After Tupac and D Foster*. Nancy Paulsen Books, 2008.
- [115] Jacqueline Woodson. *Brown Girl Dreaming*. Penguin Group, 2014.
- [116] Jacqueline Woodson. *Another Brooklyn*. Amistad Press, 2016.
- [117] Virginia Woolf. *Orlando*. Hogarth Press, 1928.
- [118] Chiyuan Zhang, Daphne Ippolito, Katherine Lee, Matthew Jagielski, Florian Tramèr, and Nicholas Carlini. Counterfactual memorization in neural language models. *Advances in Neural Information Processing Systems*, 36:39321–39362, 2023.
- [119] Jonathan Zittrain. *The Future of the Internet and How to Stop It*. Yale University Press, 2008.

Appendix Table of Contents

A	Additional notes on the introduction	17
B	Additional notes on memorization and extraction	19
B.1	Metrics	19
B.2	Computing sequence probabilities in one forward pass	19
C	Additional notes on extraction risk, probabilistic copies, and U.S. copyright	23
D	Testing our measurement pipeline	25
E	Details on experimental settings	27
F	Additional information on extraction rates	30
G	Additional results for per-book extraction experiments	33
G.1	Sliding-window experiments	33
G.1.1	<i>After I'm Gone</i> , Lippman	37
G.1.2	<i>Alice's Adventures in Wonderland</i> , Carroll	38
G.1.3	<i>Another Brooklyn</i> , Woodson	40
G.1.4	<i>Ararat</i> , Golden	42
G.1.5	<i>Brown Girl Dreaming</i> , Woodson	42
G.1.6	<i>Dante and the Origins of Italian Culture</i> , Barolini	44
G.1.7	<i>Dead Ringer</i> , Golden	45
G.1.8	<i>Down and Out in the Magic Kingdom</i> , Doctorow	46
G.1.9	<i>Drown</i> , Díaz	48
G.1.10	<i>Dungeons and Dragons and Philosophy</i> , Cogburn	49
G.1.11	<i>Embraced</i> , TerKeurst	51
G.1.12	<i>Harry Potter and the Sorcerer's Stone</i> , Rowling	53
G.1.13	<i>The Future of the Internet and How to Stop It</i> , Zittrain	55
G.1.14	<i>M. Butterfly</i> , Hwang	57
G.1.15	<i>No Visible Bruises</i> , Snyder	59
G.1.16	<i>Sandman Slim</i> , Kadrey	60
G.1.17	<i>Sunburn</i> , Lippman	61
G.1.18	<i>The Beautiful Struggle</i> , Coates	62
G.1.19	<i>The Bedwetter</i> , Silverman	63
G.1.20	<i>The Brief Wondrous Life of Oscar Wao</i> , Díaz	65
G.1.21	<i>The Confessions of Max Tivoli</i> , Greer	67
G.1.22	<i>The Great Gatsby</i> , Fitzgerald	68
G.1.23	<i>The Hobbit</i> , Tolkien	70
G.1.24	<i>The Making of a Mediterranean Emirate</i> , Roughi	72
G.1.25	<i>The Myth of Sisyphus</i> , Camus	73
G.1.26	<i>The President's Vampire</i> , Farnsworth	75
G.1.27	<i>The Water Dancer</i> , Coates	76
G.1.28	<i>Unglued</i> , TerKeurst	77
G.1.29	<i>We Were Eight Years in Power</i> , Coates	79
G.1.30	<i>Who Is Rich</i> , Klam	81
G.1.31	<i>A Game of Thrones</i> , Martin	82
G.1.32	<i>Lean In</i> , Sandberg	84
G.1.33	<i>Nineteen-Eighty Four</i> , Orwell	86
G.1.34	<i>The Da Vinci Code</i> , Brown	88
G.1.35	<i>Twilight</i> , Meyer	90
G.1.36	<i>Ulysses</i> , Joyce	92
G.2	Random subsampling experiments	94
G.3	Additional results on <i>Harry Potter</i>	97
H	Selection of extracted examples	100
I	Discussion of extended results	101

A Additional notes on the introduction

The headline figure we include after the abstract is meant to be illustrative and catchy—an example, not a general statement about memorization and extraction. We repeat this example Figure 6a with a caption. The example is drawn from *The Great Gatsby*—one of the most famous quotes from the book. It is also a very short example (with the Llama 1 tokenizer, it is 57 tokens in total). We do not focus on such short suffixes in our analysis, for reasons that are discussed both in the main text and in our experimental details below. (In this case we also clip the prefix length to be quite short.) In the introduction, we limit ourselves to something short so that it does not take up too much space.

It is also the case the very famous quotes like this are duplicated in many locations in training-data sources (e.g., blogs, essays, personal web pages, etc.) We are not claiming (here, or in general) that this sequence can be extracted *because* a given book (here, *The Great Gatsby*) was included in Books3; it could be extracted (or more extractable) because it is duplicated in many places in the training data. Of course, one of those copies is in Books3, if the entirety of Books3 is included in the model’s training data. (And we have reason to believe that it is for the Llama 1 family [108]: “We include two book corpora in our training dataset: the Gutenberg Project, which contains books that are in the public domain, and the Books3 section of The Pile [44](Gao et al., 2020), a publicly available dataset for training large language models,” (p. 2).)

We also include a second example in Figure 6b, which is on-par with the length of examples that we extract in experiments (100 tokens in our sliding window and average-extraction-rate experiments). This example was chosen at random from sampling from *The Great Gatsby*, and ensuring that the example began at the beginning of a sentence. (In this case, we sampled a 100-token sequence, and then backed up to the beginning of the sequence, which is what accounts for the additional 7 tokens; the suffix start index was also sampled at random, from indexes 50 through 60 of the full example.) Note, for LLAMA 1 13B (the model we used for these examples), the probability of extracting the second example is much higher than for the famous quote we include after the abstract.

In this work, these are the only two examples for which we actually produce generations. For every other experiment, we compute sequence probabilities directly from the logits we obtain from running sequences through the LLM. **These two approaches are functionally equivalent: the computed sequence probabilities correspond to the statistically expected frequencies of verbatim extracted outputs we would observe if we were to generate a large number of sequences for the same prompt.** Hayes et al. [54], the authors of this extraction approach, confirm this with ample experimental evidence.

In future work, we intend to generate (not just process logits to compute probabilities), as this is required for computing *non*-verbatim extraction metrics. We limit ourselves to verbatim extraction in this paper; it is significantly computationally cheaper to do so, as operating on logits (as opposed to producing multiple generations per prompt) requires only one forward pass through the model. (See Section 2 and Appendix B for more details.) As a result, our work here (in several respects) only scratches the surface: there are various different ways to instantiate this extraction methodology in practice, we only explore a limited set of open-weight models, and we only test low-level extraction attacks on 36 of the nearly 200,000 books in Books3.

Prompt (prefix)	Target (suffix)	Generations
They were careless people, Tom and Daisy – they smashed up things and creatures and then retreated	back into their money or their vast carelessness, or whatever it was that kept them together, and let other people clean up the mess they had made.	back into their money or their vast carelessness, or whatever it was that kept them together, and let other people clean up the mess they had made .
They were careless people, Tom and Daisy – they smashed up things and creatures and then retreated	back into their money or their vast carelessness, or whatever it was that kept them together, and let other people clean up the mess they had made.	back into their money or their vast carelessness, or whatever it was that kept them together, and let other people clean up the mess they had made.
They were careless people, Tom and Daisy – they smashed up things and creatures and then retreated	back into their money or their vast carelessness, or whatever it was that kept them together, and let other people clean up the mess they had made.	into their money or extraneous or whatever it was and let other people clean up the mess they had made. F. Scott Fitzgerald 1

(a) 14.3% probability of extracting the verbatim target suffix from LLAMA 1 13B using top- k sampling (prefix: 25 tokens; suffix: 32 tokens; sampling configuration: $k = 40$, $T = 1$).

Prompt (prefix)	Target (suffix)	Generations
Conduct may be founded on the hard rock or the wet marshes, but after a certain point I don't care what it's founded on. When I came back from the East last autumn I felt that I wanted the world	to be in uniform and at a sort of moral attention forever; I wanted no more riotous excursions with privileged glimpses into the human heart. Only Gatsby, the man who gives his name to this book, was exempt from my reaction	to be in uniform and at a sort of moral attention forever; I wanted no more riotous excursions, no going back to the nursery. There was a tradition that intermarried with this feeling. – It occurred to me that if a man were to
Conduct may be founded on the hard rock or the wet marshes, but after a certain point I don't care what it's founded on. When I came back from the East last autumn I felt that I wanted the world	to be in uniform and at a sort of moral attention forever; I wanted no more riotous excursions with privileged glimpses into the human heart. Only Gatsby, the man who gives his name to this book, was exempt from my reaction	to be in uniform and at a sort of moral attention forever; I wanted no more riotous excursions with privileged glimpses into the human heart. Only Gatsby, the man who gives his name to this book, was exempt from my reaction
Conduct may be founded on the hard rock or the wet marshes, but after a certain point I don't care what it's founded on. When I came back from the East last autumn I felt that I wanted the world	to be in uniform and at a sort of moral attention forever; I wanted no more riotous excursions with privileged glimpses into the human heart. Only Gatsby, the man who gives his name to this book, was exempt from my reaction	to be in uniform and at a sort of moral attention forever; I wanted no more riotous excursions, or plunges, or brutalities. This has been one of my prized days. I have been searching for images, as usual, and I

(b) 57.97% probability of extracting the verbatim target suffix from LLAMA 13B using top- k sampling (prefix: 51 tokens; suffix: 56 tokens; sampling configuration: $k = 40$, $T = 1$).

Figure 6: Two examples of issuing a given prompt (left column) from *The Great Gatsby* to LLAMA 1 13B three times. In each figure, the middle row shows an instance of verbatim extraction; the top and bottom rows show instances where the generations do not match the target suffix.

B Additional notes on memorization and extraction

We provide more details on the key metric in this paper: (n, p) -discoverable extraction (Appendix B.1), as well as our implementation (roughly speaking) for this implementation (Appendix B.2). Please also refer to Section 2 of the main paper text.

B.1 Metrics

Hayes et al. [54] provide a more formal definition for the metric we compute in this paper:

Definition 1 ((n, p) -discoverable extraction, from Hayes et al. [54]). Given a training example \mathbf{z} that is split into an a -length prefix $\mathbf{z}_{1:a}$ and a k -length suffix $\mathbf{z}_{a+1:a+k}$, \mathbf{z} is (n, p) -discoverably extractable if

$$\Pr \left(\bigcup_{w \in [n]} (g_\phi \circ f_\theta)_w^k(\mathbf{z}_{1:a}) = \mathbf{z}_{1:a+k} \right) \geq p,$$

where $(g_\phi \circ f_\theta)_w^k(\mathbf{z}_{1:a})$ represents the w -th (of n) independent execution of the autoregressive process of generating a distribution over the token vocabulary, sampling a token from this distribution, and adding the token to the sequence $k > 0$ times, starting from the same initial sequence $\mathbf{z}_{1:a}$.

Note that this definition can be easily adapted to non-verbatim extraction by testing if a generation is within ϵ distance from the target suffix for a given distance metric, rather than testing for equality with $\mathbf{z}_{1:a+k}$. Also note that, in practice for verbatim extraction, computing this metric involves calculating sequence probabilities $p_{\mathbf{z}}$ as follows (rather than issuing n independent prompts to the model):

$$1 - (1 - p_{\mathbf{z}})^n \geq p \quad \Rightarrow \quad n \geq \frac{\log(1 - p)}{\log(1 - p_{\mathbf{z}})}, \quad \text{where } p_{\mathbf{z}} = \exp \left(\sum_{t=a+1}^{a+k} \log p(z_t \mid \mathbf{z}_{1:t-1}) \right) \quad (3)$$

We compute $p_{\mathbf{z}}$ as the exp of the sum log probabilities of the conditional token sequences, as this is more numerically stable than multiplying together the probabilities of the conditional token sequences. (See Section 2.)

In our work, we re-frame this definition to emphasize the quantity $p_{\mathbf{z}}$ that we actually compute: the probability of extracting a sequence \mathbf{z} (for the given LLM, hyperparameter-configured decoding scheme, and suffix start index location). This is useful also for plotting distributions over $p_{\mathbf{z}}$ for a given book—to see how these probabilities vary for examples across a book, or for a given example across different models. We provide some examples of these comparisons in Section 4.

We also find that our version of explaining the metric is more accessible to broader audiences, which we intend to reach with this work. Hayes et al. [54] specifically addresses ML and NLP audiences. We hope that our work supplements theirs in showing just how useful their metric is for capturing a probabilistic notion of extraction, and the underlying probabilistic copies that this reflects are memorized within model parameters.

B.2 Computing sequence probabilities in one forward pass

Given that the core algorithm for (n, p) -discoverable extraction is so elegantly concise, we include a (simplified) version of the code in this appendix. Our implementation differs from Hayes et al. [54], which we confirm in discussion with the authors of that work. In that work, the authors generated the suffix a token at a time and summed up the per-generated-token log probabilities. Here, we observe that this is not necessary. We can get the logits for each token in the sequence with just one forward pass through the model, and effectively only one line of code. (See Listing 1, line 28.) For a 50-token suffix, this results in up to a $50 \times$ decrease in compute—an enormous savings (it is of course less with KV caching enabled during generation, but still nonzero). This also makes computing this metric cheaper than traditional greedy-sampled discoverable extraction [16], which generates the greedy-sampled sequence (i.e., for a 50-token suffix, there are 50 forward passes through the model, even if those passes involve caching).

Note that this is the *entire* interaction that our experiments have with the underlying model: for a given example, we perform inference on the GPU, get the logits tensor, and move the logits to the CPU for

processing. That is it. We are not making *any* changes to the model in our extraction measurements; we are just getting the raw logits from running a given training-data example through the model. (As shown in Listing 1, we do this for a batch of examples at a time, yielding a batch of logits.)

The logits tensors we get are of shape `[batch_size, sequence_length, vocabulary_size]`. This is a three-dimensional tensor:

- Dimension 1: We have a slot for each example in the batch (with `batch_size` examples overall).
- Dimension 2: We have a position for each index in the token sequence of the example (with `sequence_length=100` being the number of total positions in most of our experiments).
- Dimension 3: We have a position for each token in the whole token vocabulary for this model (with `vocabulary_size` being the overall number of positions, e.g., this is 32,000 for the Llama 1 family).

So, at position `[i, j, k]` in this tensor, we have the logit (unnormalized probability) value for the *i*-th example in the batch, at the *j*-th position in the example's token sequence, for the *k*-th token in the whole token vocabulary. That is, for a given token sequence in the batch (at `[i, j]`), we have the logit values for all of the next-possible tokens in the whole token vocabulary (a `vocabulary_size`-length list of numbers, one for each token in the whole vocabulary); these values reflect the probability distribution over the next token in the sequence.

```

1 import torch
2 """
3 Runs inference to get logits for examples z, which we will use
4 to compute (n,p)-discoverable extraction (i.e., to compute p_z).
5 - dataloader: a torch.utils.DataLoader wrapping a torch.utils.data.
6   Dataset containing the tokenized examples z
7 - model: loaded transformers.AutoModelForCausalLM (in this snippet,
8   assumed to have layers distributed across GPUs with device_map="
9   auto", though for smaller models we use data parallelism)
10 - returns all_logits (logits indexed by batch number). In practice,
11   we don't do this. We asynchronously do computations on logits on
12   CPU to save log probs.
13 """
14 def compute_logits_for_batch(dataloader, model):
15     all_logits = {}
16     with torch.inference_mode():
17         for batch_idx, batch in enumerate(dataloader):
18             input_ids = batch["input_ids"]
19             attention_mask = batch["attention_mask"]
20             example_metadata_batch = batch["metadata"]
21
22             device = model.device
23
24             inputs = {
25                 "input_ids": input_ids.to(device),
26                 "attention_mask": attention_mask.to(device)
27             }
28
29             # Run inference; shape: [batch_size, seq_len, vocab_size]
30             logits_batch = model(**inputs).logits.detach().cpu()
31
32             input_ids = input_ids.detach().cpu()
33             attention_mask = attention_mask.detach().cpu()
34
35             all_logits[batch_idx] = logits_batch
36     return all_logits

```

Listing 1: Computing logits with one forward pass through the model. This is the key speedup in our implementation and this is the only code that interacts with a given model that we study.

We then implement our sequence probability computations (i.e., compute p_z) as a post-processing operation on the logits we get from the model. (See Listing 2.) That is, for any given decoding scheme, we can transform the logit distribution—for example, change the shape of the distribution according to temperature, truncate the distribution to the top- k tokens and re-normalize the distribution to have its probability still sum to 1, etc.

This computation is written out on the right side of Equation (3). The key point here is that, for a given sequence that we are evaluating, all we do (starting at the first index in the suffix) is sum up the log probability of the *actual* next token in the sequence, one at a time. That is, from the logits, we get the log probabilities (Listing 2, line 19). We work with the log probabilities (adding them together), rather than the probabilities (and multiplying them together), as this is more numerically stable to compute. However, note that these computations are equivalent. For a given token in what we are considering as our suffix, all we are doing here is *manually* finding the (log) probability associated with the *actual* next token in the sequence (Listing 2, lines 32-40). For example, consider the sequence "the orange cat" (where, for simplicity, we will assume each word is a single token). When processing "the", the logits reflect the probabilities of the next token. We find the logit value in the distribution that corresponds to "orange" and add the associated log probability, and then continue on (doing the same for "orange", where we then get the log probability for the next token being "cat").

In essence, all we are doing is getting the probability of the whole sequence (by adding together the log probabilities) of the actual sequence; this is p_z , the probability of the model (under the given decoding scheme we are using) generating that sequence conditioned on the prior context (the prefix). This yields information about the relationships the model has learned from being trained on natural language—patterns in that language.

Any given sequence should be low probability. That is, for a suffix length of 50 tokens, this computation is effectively multiplying together 50 per-token probabilities (by adding together log probabilities). This number *should* be really small. For a sequence where each token has really high probability, this can still mean the overall sequence has low probability. Consider that each token in the suffix has probability 0.9. This is *really* high; it means that a single token in the logit distribution (at each position, for the probability of the next token) has 90% of the probability mass; for a token vocabulary of size 32,000, that means the remaining 31,999 tokens all share the remaining 10%! For this sequence, the probability of generating it is $0.9^{50} \approx 0.005$ —i.e., a 0.5% chance of generation. This is a relatively small number in the scheme of things; but it is also a really large number in general, if we consider the details of the multiplication we just did: all other possible 50-token sequences in this example are much less likely. In some cases in this paper, we observe sequences that have ***over 90% probability***—an enormous number, especially considering what the underlying computation is!

This is what memorization is: unusually high-probability sequences (where it is reasonable to consider 0.5%, or even smaller, to be unusually high). As Cooper and Grimmelmann [27] say, “the pattern [the model has learned from the training data] is the memorized training data.”

Also note that, since top- k sampling truncates the logit distribution to *only* the top- k tokens (e.g., for a vocabulary of 32,000 tokens, there are 32,000 logits, but top- k with $k = 40$ decoding will only consider the 40 highest-valued logits). This means that, if a given sequence has a token at a given position that is *not* in the top- k of the logit distribution, then we will not be able to complete the probability computation. This is what the `has_impossible_token` check is referring to in Listing 2, lines 36-38. In this case, the given sequence has 0 probability; it is not extractable with *any* probability.

Note that, in practice, our code deviates from Listing 2 for efficiency reasons. (The core algorithm is nevertheless the same as what we show here.) As we process log probabilities, we save a lot of metadata in order to produce the plots that we include in this paper. For additional speedups (which, ultimately, total around $200\times$ prior work on (n, p) -discoverable extraction), as we compute logits on the GPU (Listing 1), we use parallel coding strategies to delegate our post-processing code to happen in parallel on CPU.

```

1 import torch, torch.nn.functional as F, math
2 """
3 For a batch of logits, computes the log probability (and probability)
4 of the suffix given the prefix for a batch of examples.
5 -inputs: a batch of examples
6 -logits: a batch of logits (computed doing inference, above)
7 -suffix_start_idx: index in examples where suffix begins
8 -transforms base distribution for temperature (temp) and top_k (k).
9 -returns list of logprobs (and probs)
10 """
11 def compute_logprob_batch(inputs, logits, suffix_start_idx, temp, k):
12     input_ids = inputs_batch["input_ids"]
13     attention_mask = inputs_batch["attention_mask"]
14     if temp != 1.0 or k is not None:
15         logits = apply_temperature_and_topk(logits, temp, k)
16
17     # across the vocabulary, all possible next-token predictions at each
18     # sequence position. shape: [batch_size, seq_len, vocab_size]
19     log_probs = F.log_softmax(logits, dim=-1)
20     # log_probs[b, i, j]: for example at batch index b, log probs of
21     # predicting token j at position i in the sequence
22     log_probs_list = [], prob_list = [], batch_size = input_ids.shape[0]
23     for b in range(batch_size):
24         input_ids_b = input_ids[batch_b]
25         # shape: [seq_len, vocab_size]
26         log_probs_b = log_probs[b]
27         real_seq_len = attention_mask[b].sum().item()
28         total_log_prob = 0.0, has_impossible_token = False
29         # Compute log prob for each token in suffix conditioned on prefix
30         for i in range(suffix_start_idx - 1, real_seq_len - 1):
31             # get actual next token in suffix
32             actual_next_token_id = input_ids_b[i + 1]
33             # log prob for actual_next_token i+1 based on context up to i
34             log_prob = log_probs_b[i, actual_next_token_id].item()
35             # possible -inf from top-k filtering
36             if not math.isfinite(log_prob):
37                 has_impossible_token = True
38                 break
39
40             total_log_prob += log_prob
41
42         if has_impossible_token:
43             total_log_prob = float("-inf")
44             prob = 0.0
45         else:
46             prob = math.exp(total_log_prob)
47             log_probs_list.append(total_log_prob)
48             prob_list.append(prob)
49
50     return log_probs_list, prob_list
51
52 def apply_temperature_and_topk(logits, temp, k):
53     if temperature != 1.0:
54         logits = logits / temperature
55     if top_k is not None:
56         # top-k values from logits; shape: [batch, seq_len, top_k]
57         top_k_vals = torch.topk(logits_batch, top_k, dim=-1)
58         # k-th element in top-k values for each item in batch
59         kth_vals = top_k_vals.values[:, :, -1].unsqueeze(-1)
60         mask = logits < kth_vals
61         logits = logits.masked_fill(mask, float("-inf"))
62     return logits

```

Listing 2: Computing logprobs

C Additional notes on extraction risk, probabilistic copies, and U.S. copyright

Not all examples are extractable. We can see this by looking at the maximum probabilistic extraction rate. (See Appendix F.) Because there is a logarithmic relationship between n and the p —that is, $n \propto \log(1 - p)$ —there is a maximum total extraction rate that we can get. One can see this by looking Equation (3):

Proof. Let $p_z \in [0, 1)$ denote the probability of extracting example z in a single trial, i.e., one prompt. Then the probability of not extracting z in a single trial is $1 - p_z$, and the probability of never extracting z after n independent trials is:

$$(1 - p_z)^n$$

Therefore, the probability of extracting z at least once in n trials is:

$$\mathbb{P}_{\text{extracted}}^z(n) = 1 - (1 - p_z)^n$$

Now consider two cases:

- If $p_z > 0$, then $\lim_{n \rightarrow \infty} (1 - p_z)^n = 0$, and thus $\lim_{n \rightarrow \infty} \mathbb{P}_{\text{extracted}}^z(n) = 1$
- If $p_z = 0$, then $\mathbb{P}_{\text{extracted}}^z(n) = 0$ for all n

Now suppose we have a finite set of examples \mathcal{Z} , each with its own extraction probability $p_z \in [0, 1)$. (This is how extraction rates are computed in practice, for such a finite set of examples \mathcal{Z} .) The expected number of *distinct* examples extracted at least once over z trials is:

$$\mathbb{E}[\# \text{ unique extractions}] = \sum_{z \in \mathcal{Z}} [1 - (1 - p_z)^n]$$

Taking the limit as $n \rightarrow \infty$, we get:

$$\lim_{n \rightarrow \infty} \mathbb{E}[\# \text{ unique extractions}] = \sum_{z \in \mathcal{Z}} \mathbb{I}[p_z > 0]$$

where $\mathbb{I}[p_z > 0]$ is the indicator function, equal to 1 when $p_z > 0$, and 0 otherwise.

Therefore, when some examples may be unextractable (i.e., $p_z = 0$), the maximum number of unique extractions is given by:

$$|\mathcal{Z}_{\text{extractable}}| := |\{z \in \mathcal{Z} \mid p_z > 0\}|$$

And so, even with an infinite number of trials, the number of distinct examples ever extractable is bounded by $|\mathcal{Z}_{\text{extractable}}| \leq |\mathcal{Z}|$. This means, for this distinct set, there is a maximum probabilistic extraction rate, which is independent of the choice of p , in (n, p) -discoverable extraction. \square

We can see this in practice for plots that examine the maximum extraction rate, e.g., see Appendix D.

Unextractable sequences in practice. There are various ways that a given example z could have $p_z = 0$, thereby limiting the total extraction rate. For one, if we use top- k sampling (as we do in this paper, with $k = 40$), not all tokens in the vocabulary are reachable during sample (e.g., for Llama models, only 40 out of 32,000 tokens would be able to be generated in a given sampling iteration). When computing (n, p) -discoverable extraction (see 2), if the actual token in the target suffix that we are summing over (summing their log probabilities) is not in the top 40 tokens, then it becomes impossible to generate the target suffix. In other words, that example is not extractable (with respect to this model and decoding scheme).

For another, numbers are represented in computers with a finite number of bits. This means that there is a minimum number that can be represented (> 0) before it gets rounded down to 0 in the computer. For instance, imagine a token vocabulary of 32,000 tokens (as with Llama models). If the model just generated tokens completing randomly (a true monkey at the typewriter [8, 105]), then at each iteration every token would have probability $\frac{1}{32000}$. When generating 71 such tokens in a row (i.e., a 71-token sequence), the probability of any such sequence is $\frac{1}{32000}^{71} \approx 1.3626 \times 10^{-320}$. Once we try to generate a 72nd token, the probability for the whole sequence becomes $\frac{1}{32000}^{72} = 0$, in terms of how the probability gets represented in the computer. There is underflow (i.e., rounding down to 0). As a result, even with temperature sampling alone, not every sequence (for long enough sequences) is extractable in practice.

Extractability and copyright. Even though not every sequence is extractable, this does not mean that sequences that have very low extraction probabilities are memorized in a sense that is of use to copyright. The important point to distinguish is if the sequence z in question is more likely to be generated than is expected from the base distribution of the model (and the given decoding scheme). While we don’t attempt to draw such a line in this paper, we note that Hayes et al. [54] does experiments to validate their (n, p) -discoverable extraction metric. They compare the extraction of training data to the rate of, by chance, generating test data (unseen data, that cannot by definition have been memorized). Put differently, they empirically test the “monkey at a typewriter” problem, to see if this is having an effect on their measurements—to confirm that their measurements of extraction are catching true instances of memorization.

They find that it takes orders of magnitude more queries to generate test data (at very large n) than it does to reliably extract training data, indicating that the metric is capturing valid instances of memorization. Of course, this also suggests that there exists a large enough n at which it becomes challenging to distinguish truly extracted training data versus spontaneous generation of test data. In this paper, we avoid being in this regime by choosing a very conservative minimum value of p_z (and thus, a capped maximum expected n) in our plots. Every number we report in the main paper is for $p_z \leq 1 \times 10^{-6}$. We show a few instances of extractions that have smaller p_z than this in Appendix H, for illustrative purposes.

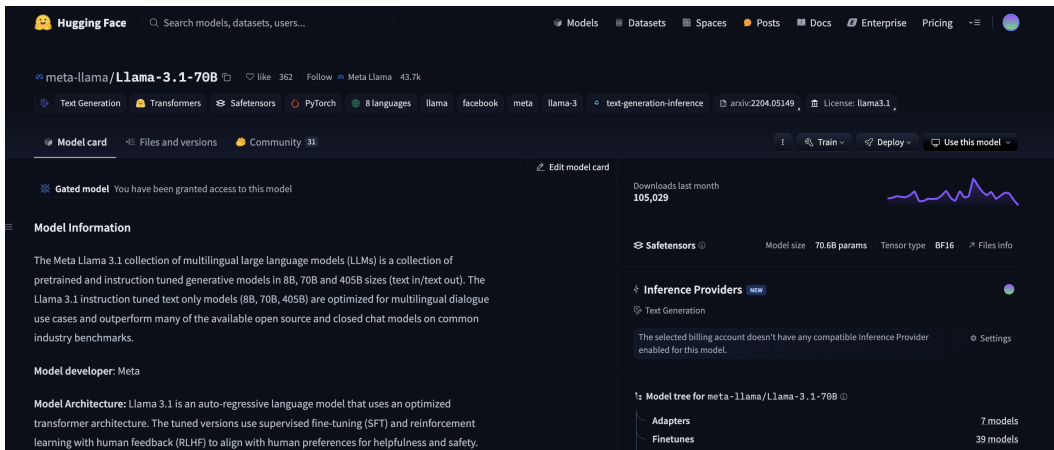


Figure 7: Screenshot of the month’s downloads of LLAMA 3.1 70B on HuggingFace, taken by the authors in May 2025.

D Testing our measurement pipeline

To confirm the accuracy of our implementation of (n, p) -discoverable extraction, as well as to benchmark its efficiency in comparison to the implementation in Hayes et al. [54], we re-run the experiments from Hayes et al. [54] for small Pythia models on the Enron dataset. We discussed the original run times and sample of Enron with the authors of Hayes et al. [54] to ensure consistency. We provide some brief details about these experiments as to show due diligence for our implementation in our copyright-relevant setting.

We ran these experiments with both `float16` and `float32`, and report results for `float32` to align with Hayes et al. [54]. (However, we note no large differences, an observation we defer to separate work). In Table 1, we show the runtime for our experiments on the 10,000, 100-token examples Hayes et al. [54] drew from Enron. In Table 2, we report the same metrics as Hayes et al. [54]: the greedy-sampled discoverable extraction rate and (as a point of comparison) the maximum (n, p) -discoverable extraction rate. We also include extraction curves in Figure 8, which show the same settings as the same experiments in Hayes et al. [54]. We run these experiments on the same 4 A100s as all of our other experiments.

	Time (mm:ss)	Parallelism	Batch size
Pythia 1B	02:30.42	Data (4 GPUs)	250
Pythia 2.8B	03:36.35	Data (4 GPUs)	250

Table 1: Runtime for different Pythia models on a 10,000-example dataset drawn from Enron.

Pythia 1B on Enron subset	Hayes et al. [54] (No BOS token)	With BOS token
Greedy extraction rate	0.76%	0.74%
Max. (n, p) -discoverable extraction rate	5.27%	5.52%
Pythia 2.8B on Enron subset	Hayes et al. [54] (No BOS token)	With BOS token
Greedy extraction rate	1.3 %	1.82%
Max. (n, p) -discoverable extraction rate	9.04%	9.47%

Table 2: Greedy discoverable extraction and maximum (n, p) -discoverable extraction rates for Pythia models on a 10,000-example subset from Enron. We replicate Hayes et al. [54], which did not include the beginning of sequence (BOS) token in the examples they extract for their experiments using Pythia models. We compare to the extraction rates where the BOS token is included at the start of the example. Note that the (n, p) -discoverable extraction rate increases with the presence of the BOS token. See also Figure 8.

Note that, in the process of running these experiments, we identified a small bug in Hayes et al. [54]. The Pythia tokenizer does *not* add a beginning of sequence (BOS) token by default to the sequences it tokenizes. This is reflective of GPT-2-style tokenizers. However, for our setting, it is best practice to include this token at the start, as we will be submitting these sequences as input for inference to LLMs (that are trained to expect this token at the beginning of the sequence). When we manually prepend this token and re-run the experiments from Hayes et al. [54], we observe elevated extraction rates compared to Hayes et al. [54]. See Table 2. We similarly will prepend the BOS token in our new experiments using Pythia models.

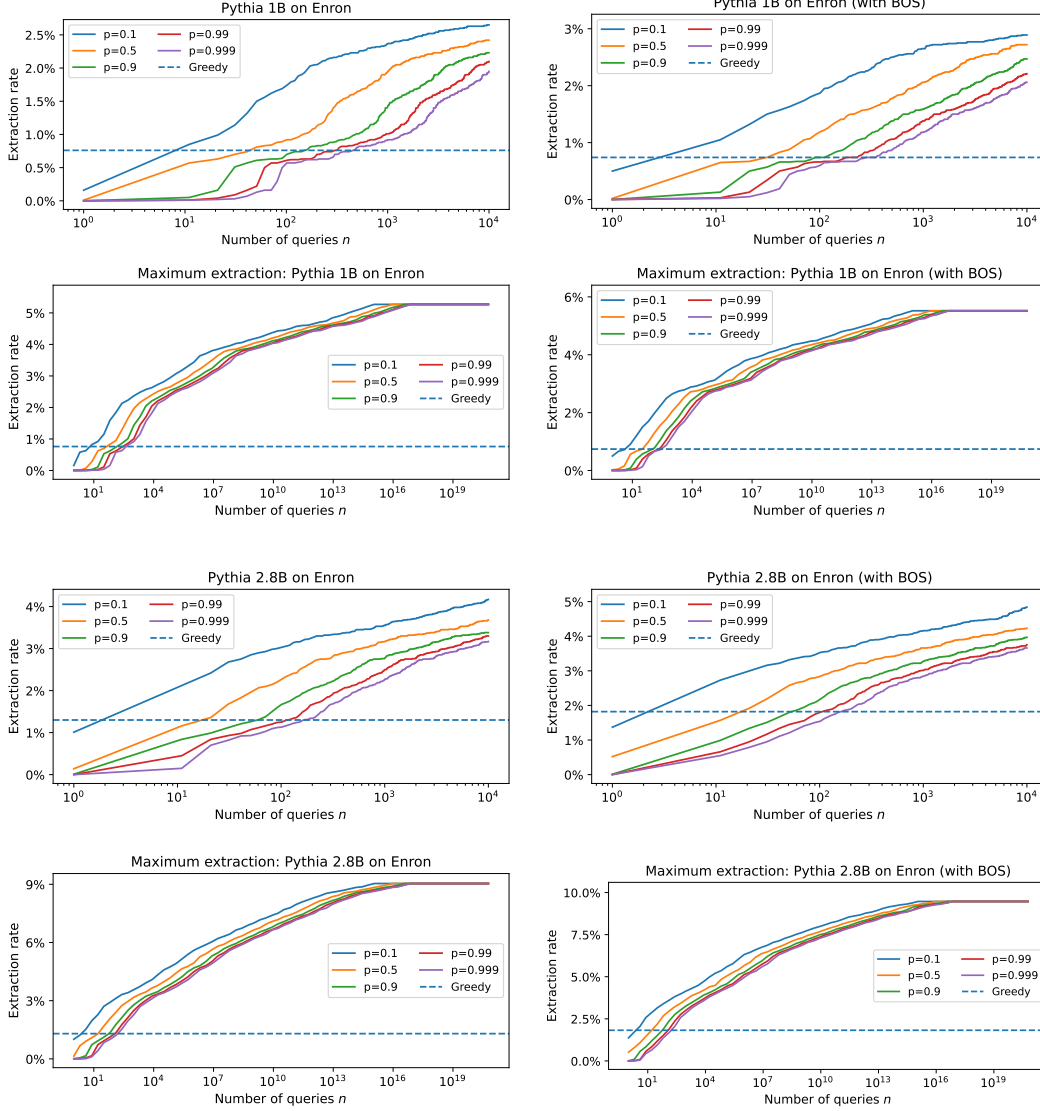


Figure 8: Replicating Hayes et al. [54]: Extraction curves for PYTHIA 1B and PYTHIA 2.8B on a 10,000-example sample of Enron, where each example is 100 tokens (50/50 prefix/suffix split). These results are for temperature $T = 1$, top- k with $k = 40$ sampling. We show to sets of plots for each model. The left column is identical to Hayes et al. [54]; the right column shows the same set of curves, but for the version of the experiment where we manually prepend the BOS token to each example.

E Details on experimental settings

In this Appendix, we discuss overall experimental setup details. We describe additional experimental details in different appendices about those experiments.

Data. In all of our experiments for this project, we draw our prompts (prefixes) from Books3; we verify extraction against the corresponding suffixes drawn from Books3. We obtained this dataset from a previous (2022) download of The Pile [44], which is stored on a university cluster and which we use for research purposes on language modeling.

The status of Books3 as a research artifact (as well as a training corpus for language models) remains unresolved. (See Section 3.) We note that this dataset remains widely available in the research community; for example, found in the HuggingFace-hosted version of [The Pile](#) [37], as well as in various other data repositories [e.g., 3, 14, 93]. It also features as part of a benchmark task in the popular [HELM](#) evaluation suite.

We sample this dataset at random (with caveats) for our overall extraction rate experiments in Section 3. We detail these experiments in Appendix F. We work with a specific set of books for our book-specific experiments. We list these books in Tables 3 and 4, according to how we use these books in different types of experiments. In Table 3, we list the books in our sliding-window experiments. (See Section 4 and Appendix G.1.) In Table 4, we list the books we use in a smaller set of random subsampling experiments. (See Section G.2.) In this second set of experiments, we attempted (and confirmed) that we would obtain reasonable approximations of per-book extraction rates with a cheaper sampling strategy. The sliding-window approach remains the most fruitful for completeness of identifying memorization hot-spots within books.

Book selection. We began our project with *The Great Gatsby* [43]. This choice stems from a conversation in 2023 while writing a different paper, when Anthropic announced its 100K-length context for Claude with the example of prompting with the entirety of *The Great Gatsby* [4].

We then continued our selection process with the books listed with the associated plaintiffs in the (amended) class action complaint of Kadrey et al. v. Meta [66, pp. 4-5]. This is how we sourced the first 13 books from Books3. We expanded to additional books by these plaintiffs, and also added in some generally popular books that we chose among the team (e.g., Camus [13], Heller [55], Rowling [88], Tolkien [106]) and some (less publicly popular) academic books based on our personal preferences (e.g., Barolini [6], Zittrain [119]). (This team, after all, is composed of academics.) We deliberately include selections from the public domain (e.g., Carroll [19], Shelley [96], Woolf [117]), and an example of a book that was published under a permissive CC license (Doctorow [34]). We added in Carroll [19] because of concurrent work that was published on arXiv just as we were about to post our own: Ma et al. [78]. To round out the list, we also selected books at random from the manifest file that accompanies the Books3 archive (e.g., Jacobs [60], Rouighi [87], Cogburn [25]). Once we observed that certain mainstream-popular books were highly memorized by LLAMA 3.1 70B, we added in 5 additional such books to test: Martin [79], Brown [11], Meyer [80], Orwell [84], and Sandberg [92].

Compute resources. We run all of our experiments in a slurm cluster environment, using the same node with 4 A100 GPUs.

	Author	Title	Year	Status	Books3 path
1	Laura Lippman	<i>After I'm Gone</i> [75]	2014	©	the-eye.eu/public/Books/Bibliotik/A/After I'm Gone - Laura Lippman.epub.txt
2	Lewis Carroll	<i>Alice's Adventures in Wonderland</i> [19]	1865	PD	the-eye.eu/public/Books/Bibliotik/A/Alice's Adventures in Wonderland - Lewis Carroll.epub.txt
3	Jacqueline Woodson	<i>Another Brooklyn</i> [116]	2016	©	the-eye.eu/public/Books/Bibliotik/A/Another Brooklyn - Jacqueline Woodson.epub.txt
4	Christopher Golden	<i>Ararat</i> [48]	2017	©	the-eye.eu/public/Books/Bibliotik/A/Ararat - Christopher Golden.epub.txt
5	Jacqueline Woodson	<i>Brown Girl Dreaming</i> [115]	2014	©	the-eye.eu/public/Books/Bibliotik/B/Brown Girl Dreaming - Jacqueline Woodson.epub.txt
6	Teodolinda Barolini	<i>Dante and the Origins of Italian Literary Culture</i> [6]	2006	©	the-eye.eu/public/Books/Bibliotik/D/Dante and the Origins of Italia - Barolini, Teodolinda;.epub.txt
7	Christopher Golden	<i>Dead Ringer</i> [47]	2016	©	the-eye.eu/public/Books/Bibliotik/D/Dante and the Origins of Italia - Barolini, Teodolinda;.epub.txt
8	Cory Doctorow	<i>Down and Out in the Magic Kingdom</i> [34]	2003	CC-BY-NC-SA	the-eye.eu/public/Books/Bibliotik/D/Down and Out in the Magic Kingd - Cory Doctorow.epub.txt
9	Junot Díaz	<i>Drown</i> [35]	1996	©	the-eye.eu/public/Books/Bibliotik/J/Junot Diaz - Drown.epub.txt
10	Jon Cogburn	<i>Dungeons and Dragons and Philosophy</i> [25]	2012	©	the-eye.eu/public/Books/Bibliotik/J/2012 Jon Cogburn - Dungeons and Dragons and Philosophy - Raiding the Temple of Wisdom_Rsnl.epub.txt
11	Lysa TerKeurst	<i>Embraced</i> [104]	2018	©	the-eye.eu/public/Books/Bibliotik/E/Embraced - Lysa TerKeurst.epub.txt
12	J.K. Rowling	<i>Harry Potter and the Sorcerer's Stone</i> [88]	1998	©	the-eye.eu/public/Books/Bibliotik/H/Harry_Potter_and_the_Sorcerers_Stone-Rowling.epub.txt
13	Jonathan Zittrain	<i>The Future of the Internet and How to Stop It</i> [119]	2008	©	the-eye.eu/public/Books/Bibliotik/J/Jonathan Zittrain - The Future of the Internet.epub.txt
14	David Henry Hwang	<i>M. Butterfly</i> [57]	1988	©	the-eye.eu/public/Books/Bibliotik/M/M. Butterfly - David Henry Hwang.epub.txt
15	Rachel Louise Snyder	<i>No Visible Bruises</i> [98]	2019	©	the-eye.eu/public/Books/Bibliotik/N/No Visible Bruises - Rachel Louise Snyder.epub.txt
16	Richard Kadrey	<i>Sandman Slim</i> [62]	2009	©	the-eye.eu/public/Books/Bibliotik/S/Sandman Slim - Richard Kadrey.epub.txt
17	Laura Lippman	<i>Sunburn</i> [76]	2018	©	the-eye.eu/public/Books/Bibliotik/S/Sunburn - Laura Lippman.epub.txt
18	Ta-Nehisi Coates	<i>The Beautiful Struggle</i> [22]	2009	©	the-eye.eu/public/Books/Bibliotik/T/The Beautiful Struggle - Ta-Nehisi Coates.epub.txt
19	Sarah Silverman	<i>The Bedwetter</i> [97]	2010	©	the-eye.eu/public/Books/Bibliotik/T/The Bedwetter - Sarah Silverman.epub.txt
20	Junot Díaz	<i>The Brief Wondrous Life of Oscar Wao</i> [36]	2007	©	the-eye.eu/public/Books/Bibliotik/T/The Brief Wondrous Life of Oscar Wao.epub.txt
21	Andrew Sean Greer	<i>The Confessions of Max Tivoli</i>	2005	©	the-eye.eu/public/Books/Bibliotik/T/The Confessions of Max Tivoli - Andrew Sean Greer.epub.txt
22	F. Scott Fitzgerald	<i>The Great Gatsby</i> [43]	1925	PD	the-eye.eu/public/Books/Bibliotik/T/The Great Gatsby - F. Scott Fitzgerald.epub.txt
23	J.R.R. Tolkien	<i>The Hobbit</i> [106]	1937	©	the-eye.eu/public/Books/Bibliotik/T/The Hobbit (Houghton Mifflin Harcourt) (75th Anniversary Edition) [Epub] - J.R.R. Tolkien.epub.txt
24	Ramzi Rouighi	<i>The Making of a Mediterranean Emirate</i> [87]	2011	©	the-eye.eu/public/Books/Bibliotik/T/The Making of a Mediterranean E - Rouighi, Ramzi;.epub.txt
25	Albert Camus (Justin O'Brien, translator)	<i>The Myth of Sisyphus</i> [13]	1955	©	the-eye.eu/public/Books/Bibliotik/2/2013(orig1942) Albert Camus - The Myth of Sisyphus[Transl Justin O'Brien]_Ral.epub.txt
26	Christopher Farnsworth	<i>The President's Vampire</i> [39]	2011	©	the-eye.eu/public/Books/Bibliotik/T/The President's Vampire - Christopher Farnsworth.epub.txt
27	Ta-Nehisi Coates	<i>The Water Dancer: A Novel</i> [24]	2019	©	the-eye.eu/public/Books/Bibliotik/T/The Water Dancer - Ta-Nehisi Coates;.epub.txt
28	Lysa TerKeurst	<i>Unglued: Making Wise Choices in the Midst of Raw Emotions</i> [103]	2012	©	the-eye.eu/public/Books/Bibliotik/L/Lysa TerKeurst, Unglued.epub.txt
29	Ta-Nehisi Coates	<i>We Were Eight Years in Power: An American Tragedy</i> [23]	2017	©	the-eye.eu/public/Books/Bibliotik/W/We Were Eight Years in Power - Ta-Nehisi Coates.epub.txt
30	Matthew Klam	<i>Who Is Rich?</i> [69]	2017	©	the-eye.eu/public/Books/Bibliotik/W/Who Is Rich_ - Matthew Klam.epub.txt
31	George R.R. Martin	<i>A Game of Thrones</i> [79]	1996	©	the-eye.eu/public/Books/Bibliotik/A/A Game of Thrones - George R. R. Martin.epub.txt
32	Sheryl Sandberg	<i>Lean In</i> [92]	2013	©	the-eye.eu/public/Books/Bibliotik/L/Lean In - Sheryl Sandberg.epub.txt
33	George Orwell	<i>Nineteen-Eighty Four</i> [84]	1949	©	the-eye.eu/public/Books/Bibliotik/N/Nineteen Eighty-Four (The Annotated Edition) - George Orwell.epub.txt
34	Dan Brown	<i>The Da Vinci Code</i> [11]	2003	©	the-eye.eu/public/Books/Bibliotik/D/Dan Brown - The Da Vinci Code.epub.txt
35	Stephenie Meyer	<i>Twilight</i> [80]	2005	©	the-eye.eu/public/Books/Bibliotik/T/Twilight - Stephenie Meyer.epub.txt
36	James Joyce	<i>Ulysses</i> [61]	1922	PD	the-eye.eu/public/Books/Bibliotik/U/Ulysses - James Joyce - Penguin Group - 2000.epub.txt

Table 3: The 36 Books (drawn from Books3) that we sampled for our book-specific sliding window extraction experiments. See Section 4 and Appendix G.1.

	Author	Title	Year	Status	Books3 path
37	Jacqueline Woodson	<i>After Tupac and D Foster</i> [114]	2008	©	the-eye.eu/public/Books/Bibliotik/A/After Tupac & D Foster - Jacqueline Woodson.epub.txt
38	Betty E.M. Jacobs	<i>All the Onions</i> [60]	1999	©	the-eye.eu/public/Books/Bibliotik/A/All the Onions - Betty E. M. Jacobs.epub.txt
39	Richard Kadrey	<i>Aloha from Hell</i> [63]	2011	©	the-eye.eu/public/Books/Bibliotik/A/Aloha from Hell - Richard Kadrey.epub.txt
40	Ken Wharton	<i>Another Bloody Chapter in an Endless Civil War</i> [112]	2016	©	the-eye.eu/public/Books/Bibliotik/A/Another Bloody Chapter In an Endless Civil War, Volume 1 - Ken Wharton.epub.txt
41	Christopher Farnsworth	<i>Blood Oath</i> [38]	2010	©	the-eye.eu/public/Books/Bibliotik/B/Blood Oath - Farnsworth, Christopher.epub.txt
42	Christopher Golden	<i>Blood of the Four</i> [49]	2018	©	the-eye.eu/public/Books/Bibliotik/B/Blood of the Four - Christopher Golden.epub.txt
43	Joseph Heller	<i>Catch-22</i> [55]	2018	©	the-eye.eu/public/Books/Bibliotik/C/Catch-22 - Joseph Heller.epub.txt
44	David Bret	<i>Elizabeth Taylor</i> [10]	2011	©	the-eye.eu/public/Books/Bibliotik/E/Elizabeth Taylor - David Bret.epub.txt
45	Mary Shelley	<i>Frankenstein</i> [96]	1818	PD	the-eye.eu/public/Books/Bibliotik/M/Mary Shelley (1818) Frankenstein (Wodsworth Classics) [2011 UK retail].epub.txt
46	David Henry Hwang	<i>Golden Child</i> [58]	1998	©	the-eye.eu/public/Books/Bibliotik/G/Golden Child - David Henry Hwang.epub.txt
47	Richard Kadrey	<i>Kill the Dead</i> [64]	2014	©	the-eye.eu/public/Books/Bibliotik/K/Kill the Dead - Richard Kadrey.epub.txt
48	Joseph Finder	<i>Killer Instinct</i> [42]	2006	©	the-eye.eu/public/Books/Bibliotik/K/Killer Instinct - Joseph Finder.epub.txt
49	Virginia Woolf	<i>Orlando</i> [117]	1928	PD	the-eye.eu/public/Books/Bibliotik/O/Orlando (Canongate) - Virginia Woolf (retail).epub.txt
50	Christopher Golden	<i>Poison Ink</i> [46]	2008	©	the-eye.eu/public/Books/Bibliotik/C/Christopher Golden - Poison Ink [retail].epub.txt
51	Matthew Klam	<i>Sam the Cat</i> [68]	2001	©	the-eye.eu/public/Books/Bibliotik/S/Sam the Cat - Matthew Klam.epub.txt
52	Neal Stephenson	<i>The Diamond Age</i> [101]	1996	©	the-eye.eu/public/Books/Bibliotik/S/Stephenson, Neal - The Diamond Age (1995; Penguin, 1996).epub.txt
53	Andrew Sean Greer	<i>The Path of Minor Planet</i> [52]	2002	©	the-eye.eu/public/Books/Bibliotik/T/The Path of Minor Planets - Andrew Sean Greer.epub.txt
54	Richard Kadrey	<i>The Wrong Dead Guy</i> [65]	2017	©	the-eye.eu/public/Books/Bibliotik/T/The Wrong Dead Guy - Richard Kadrey.epub.txt
55	J.R.R. Tolkien	<i>Tree and Leaf</i> [107]	1964	©	the-eye.eu/public/Books/Bibliotik/T/Tree and Leaf - J. R. R. Tolkien.epub.txt
56	David Henry Hwang	<i>Trying to Find Chinatown</i> [59]	1999	©	the-eye.eu/public/Books/Bibliotik/T/Trying to Find Chinatown - David Henry Hwang.epub.txt

Table 4: The 20 books (drawn from Books3) that we sampled for our less expensive, book-specific random sampling experiments. See Appendix G.2.

F Additional information on extraction rates

For our experiments that produce average extraction rates over random samples of Books3, we do 3 separate runs on 40,000 examples on 13 different models: LLAMA 1 7B, LLAMA 1 13B, LLAMA 1 65B [108], LLAMA 2 7B, LLAMA 2 13B, LLAMA 2 70B [109], LLAMA 3.1 8B, LLAMA 3.1 70B [51], PYTHIA 6.9B, PYTHIA 12B [7], DEEPSEEK v1 7B [33], GEMMA 2 9B [102], and PHI 4 [2] (which is a 14B model). We group these models (roughly) into three sizes: small, medium and large.

Sampling procedure. For each run, we sample 4,000 books without replacement from Books3. Then, from each of these books, we sample 10 non-overlapping 100-token examples, for a total of 40,000 examples. We make sure that the start token is a space, to ensure that we are not starting in an “odd” spot—one that could lead to unusual tokenization. We run these 40,000 examples through each of the 13 models to compute (n, p) -discoverable extraction metrics. We follow this procedure 3 separate times (i.e., for a total of 120,000 examples across 12,000 different books) to get a sense of the variance across extraction metrics for different samples. We report results for an example size of 100 tokens (50/50 prefix/suffix split) for greedy-sampled discoverable extraction and (n, p) -discoverable extraction with temperature $T = 1$ and top- k sampling with $k = 40$.

We summarize the results in Table 5. This table shows the maximum possible (n, p) -discoverable extraction rate, compared to the greedy-sampled discoverable extraction rate for each model. We show the average and ± 1 standard deviation over the 3 different trials. We also plot these average rates (and a third point—the (n, p) -discoverable extraction rate for $n = 10000$ and $p = 0.5$) in Figure 9. This new (intermediate) point of comparison is the extraction rate of examples that have at least a 50% chance of being extracted at least once within 10,000 independent prompts with the same prefix. We show more detailed extraction-rate curves (as a function of n and for various settings of p) in Figure 10. Each run of 40,000 examples took between approximately 8 minutes and 45 minutes on the 4 A100s we use for all of our experiments. We omit detailed timing results for brevity.

High-level takeaways. As we expected (and discuss in Section 3), *average* extraction rates are relatively low. The minimum (n, p) -discoverable extraction rate that we observe (for $n = 10000$, $p = 0.5$) is for PHI 4 ($0.18 \pm 0.03\%$); the largest is for LLAMA 3.1 70B ($0.79 \pm 0.04\%$).

Aligning with prior work, larger models tend to memorize more than smaller ones [18, 54, 81, 82]. For our results, this is true within the same model family, and also across model families. PHI 4 is the exception; it is a 14B model with an extraction rate that is on par with the small (7-9B) models that we test. Unlike the other models we test, PHI 4 was trained predominantly on synthetic data; based on the PHI 4 technical report [2], Books3 should not have been included in its training data. We are still able to extract data that is in Books3, and we investigate this further in Appendix H.

Later generations of Llama model families tend to memorize more Books3-contained text. For just one example, LLAMA 3.1 70B memorizes more on average than LLAMA 3 70B, which memorizes more on average than LLAMA 1 65B. Based on more detailed results (Appendix G.1), it seems that later generations of Llama models may have been trained for (significantly) more epochs. We defer additional, related observations about LLAMA 3.1 70B to Appendix I.

Model	Small (7–9B)		Medium (12–14B)		Large (65–70B)	
	Greedy rate	Max (n, p) rate	Greedy rate	Max (n, p) rate	Greedy rate	Max (n, p) rate
Llama 1	$0.09 \pm 0.01\%$	$0.77 \pm 0.02\%$	$0.11 \pm 0.01\%$	$0.98 \pm 0.02\%$	$0.17 \pm 0.02\%$	$1.78 \pm 0.03\%$
Llama 2	$0.10 \pm 0.02\%$	$0.84 \pm 0.03\%$	$0.12 \pm 0.02\%$	$1.03 \pm 0.03\%$	$0.17 \pm 0.03\%$	$1.94 \pm 0.06\%$
Llama 3.1	$0.12 \pm 0.02\%$	$0.89 \pm 0.02\%$	–	–	$0.25 \pm 0.01\%$	$2.39 \pm 0.02\%$
Pythia	$0.13 \pm 0.03\%$	$0.67 \pm 0.04\%$	$0.14 \pm 0.03\%$	$0.79 \pm 0.03\%$	–	–
DeepSeek v1	$0.12 \pm 0.02\%$	$0.84 \pm 0.01\%$	–	–	–	–
Gemma 2	$0.10 \pm 0.02\%$	$0.63 \pm 0.00\%$	–	–	–	–
Phi 4	–	–	$0.09 \pm 0.02\%$	$0.62 \pm 0.02\%$	–	–

Table 5: Greedy and maximum probabilistic extraction rates (in %) per model family and size. See Figures 9 & 10 for more detailed extraction-rate curves.

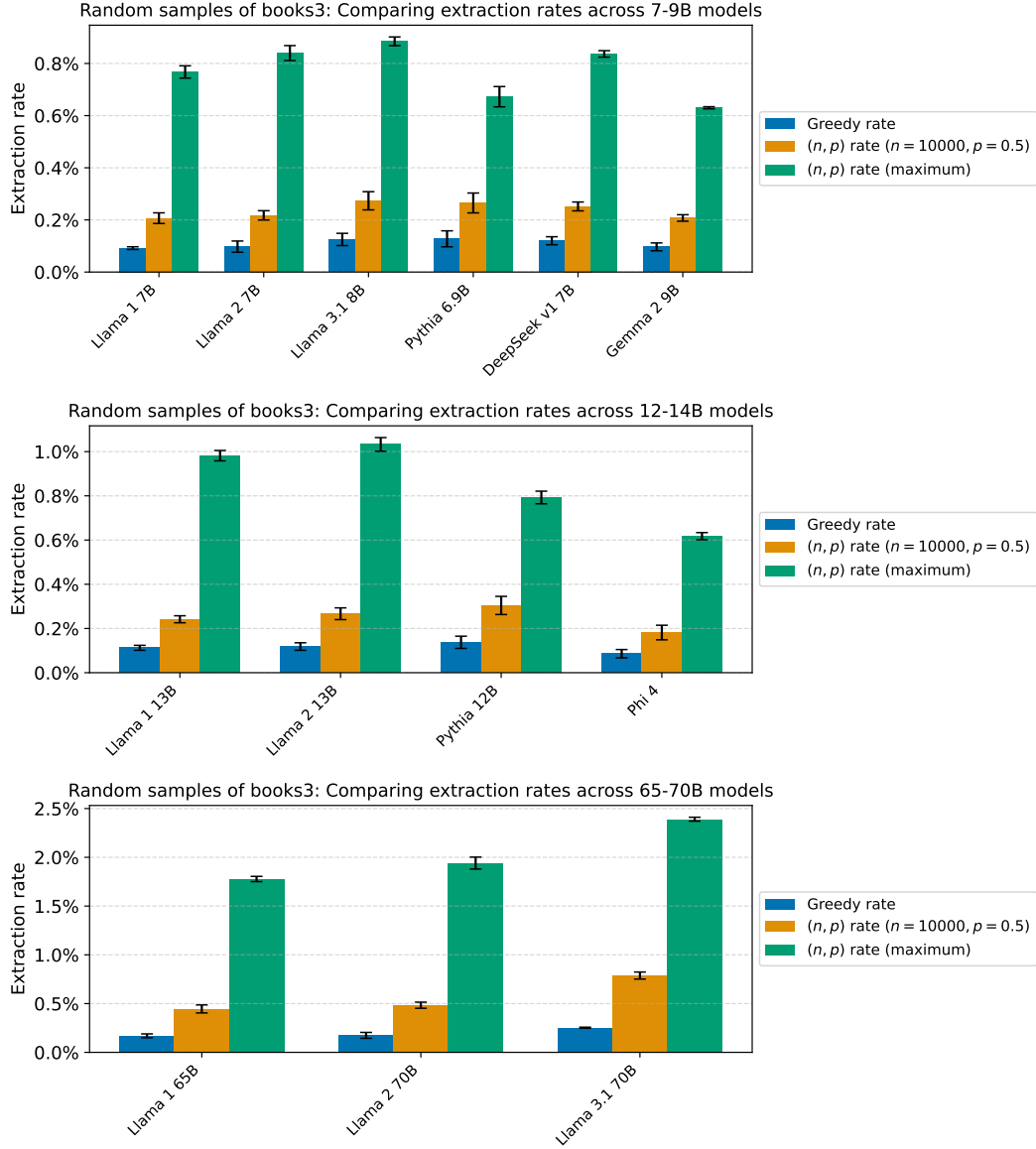


Figure 9: Comparing extraction rates for small (7-9B), medium (12-14B), and large models (65-70B) As expected, *average* extraction rates on Books3 are relatively low for all models. Aligning with prior work, we observe that larger models memorize more. For our setting, this is true for both within and across model families. PHI 4, a 14B model, is an exception: its extraction rates are on par with smaller models. More recent generations of Llama-family models memorize more than previous ones. Error bars here indicate variance across the 3 samples of 40,000 examples that we run.

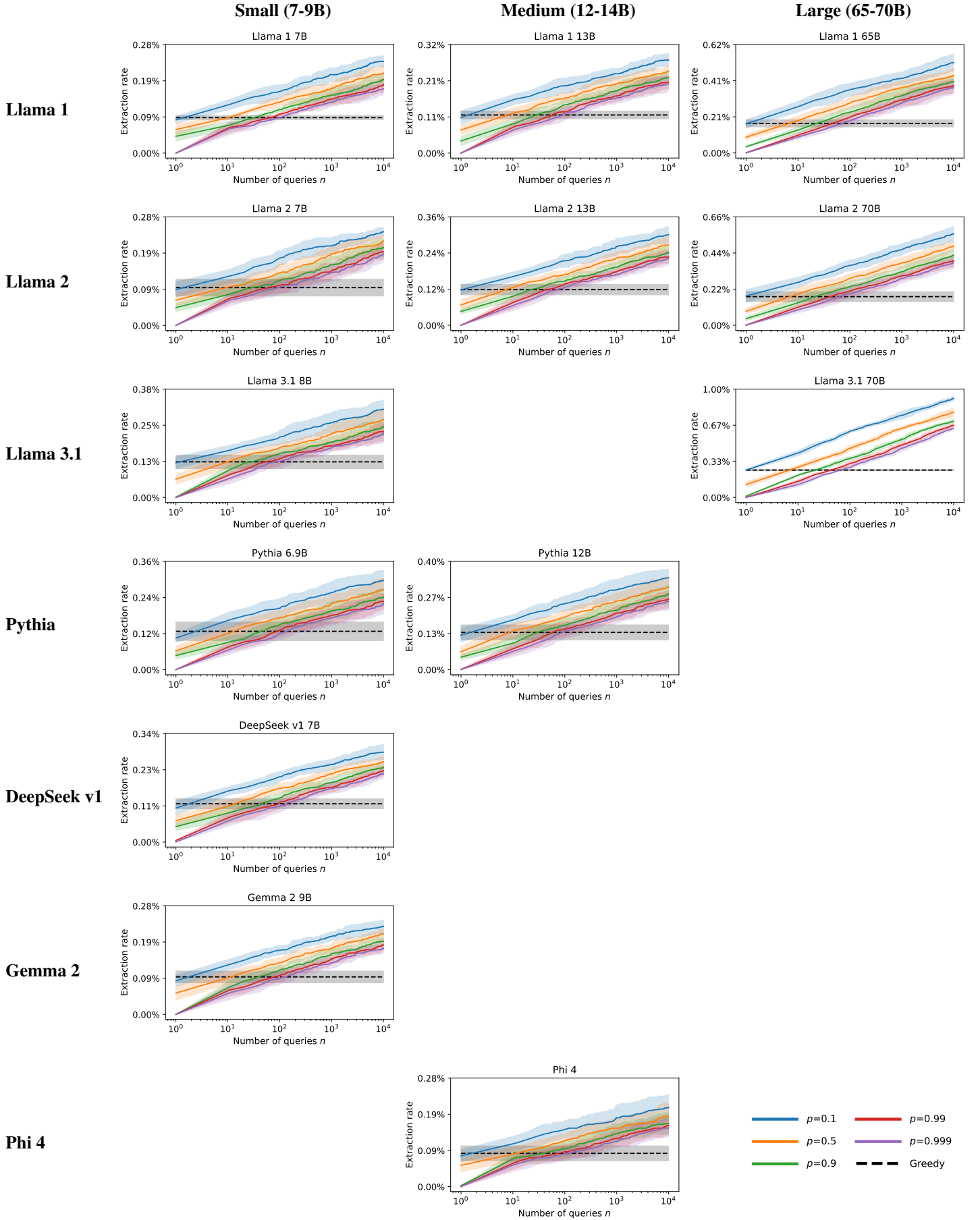


Figure 10: Extraction rates for different models averaged over 3 different samples of 100-token examples drawn from Books3. See Appendix F main text, Table 5, and Figure 9 for more details.

G Additional results for per-book extraction experiments

In this appendix, we provide extensive details on our “sifting through sand” extraction experiments. That is, these experiments take the approach of either building examples out of Books3 books (to attempt to extract) using a) a sliding-window approach (Appendix G.1) or b) an approach that randomly subsamples (with some small caveats, discussed below) examples from each book (Appendix G.2).

The sliding-window experiments are significantly more expensive than the random-sampling experiments, both because they involve more examples and because we run them with larger models. We discuss experiment-specific setup details and results in each subsection.

G.1 Sliding-window experiments

For each of the 36 books for which we run sliding-window experiments. (See Table 3 for the full list in one summarized format.) These experiments are meant to help us, effectively, “pan for gold”: to identify regions within specific books where there are high-probability stretches of memorized content. The approach that we take reveals the position (in character space) in each book where these regions occur (and if they occur at all).

We discuss the sampling configurations we use for each of these experiments, then detail the sampling procedure. In our discussion of the sampling procedure, we take care to explain what the intention is behind these experiments, and how the associated results should be interpreted. For all of these experiments (as with all of the experiments in this paper), we use the same node on a slurm cluster and distribute models across the 4 A100 GPUs on that node. For these experiments, we only use model parallelism.

Sampling configuration Similar to Hayes et al. [54], after some initial tests with different sampling algorithm hyperparameters and example lengths, we use temperature $T = 1$ and top- k sampling with $k = 40$. We believe that setting $T = 1$ makes the most sense for studying memorization, as this reflects the LLM’s base probability distribution. We clip that distribution to the top-40 tokens to only consider sequences of higher-probability sampled tokens.

For these experiments, we use 100-token-length examples z , with a prefix (prompt) length of 50 tokens and a suffix (target generation) length of 50 tokens. We pick 100 tokens and a 50/50 split because this is accepted in the literature as a reasonable minimum for being confident that extracted sequences are reflective of memorization [16, 18, 54, 70]. Some work uses shorter sequences (e.g., 64 tokens and a 32/32 token split [7]). While there is a reasonable argument to be made that such shorter sequences are still sufficiently long to be reflective of memorization, we opt for the more-standard choice of slightly longer prefixes and suffixes. Note that because our implementation of (n, p) -discoverable extraction makes computing log probabilities a post-processing operation on the output model logits (see Appendix B.1, in particular Listing 2), we also collect results for greedy-sampled discoverable extraction [16, 70, 81] by setting $T = k = 1$.

We also collect metrics for varied prefix/suffix splits (within the 100 token examples): we look at prefix lengths of 25 (with corresponding suffix length 75) and 75 (with corresponding suffix length 25). Using a longer suffix always decreases how much content we measure as extracted (since there are 75 token probabilities to multiply, where each probability is less than 1, as opposed to 50 such tokens). Increasing the prefix length is expected to increase extraction, since there is more context that we are conditioning on [18]. This configuration (75-token prefix and 25-token suffix) is a sanity check, not something for which we intend to draw conclusions about memorization. We are not increasing the suffix length in these experiment (since we are limiting to 100 tokens overall), which also should increase extractability for extractable examples; however this lower token count is (arguably) too small to make as strong conclusions about memorization, which is our focus.

For the plots that follow, we are examining the 50/50 prefix/suffix regime (with some notable exceptions in the discussion section, see Appendix I).

Sampling procedure. To identify regions of memorization, we take the following “panning for gold” approach. For a given book, we start at the beginning of the text file in Books3. We sample a chunk of text that is sufficiently long to contain 100 tokens of corresponding tokenized text: to do this, we take a chunk of 2000 characters, tokenize, take the first 100 tokens of the resulting tokenized

sequence as the example and discard the rest. (Each 100 token sequence is typically, but not always, reflective of 300-400 characters of text. Rare words and formatting make this vary considerably. This is why we use a character-chunk size of 2000—to make sure we have sufficient head-room to always end up with a 100 token sequence, even if this is generally wasteful in the average case in terms of discarded tokens.) We then shift 10 *characters* forward in the book text and repeat this process; we do this for the entire length of the book, which results in approximately one example every 10 characters, i.e., $\text{len}(\text{book_characters})/10$ total examples z , for which we compute p_z . For example, *The Great Gatsby* has 270,870 characters, which results in roughly 27,000 examples, for which we compute the p_z quantity from (n, p) -discoverable extraction. (See Section 2 and Appendix B.1.)

This means, of course, that the 100-token examples overlap significantly. (Since generally speaking, 100 tokens covers 300-400 characters, shifting only 10 characters means there is a lot of overlap.) The point of doing this is that we do not know how different models were trained; *a priori*, it is not clear exactly where we should begin examples (or where they should end). With this approach, for extractable content, we expect to surface high-probability *regions* of memorized content, which we can then explore in more detail and more precisely in follow-up experiments. We picked a sliding window of 10 characters by running initial experiments with 1-, 10-, 50-, and 100-character windows. 10 characters exhibited no loss in extraction signal (at $10\times$ cheaper cost than 1 character). We intend to investigate reducing this cost further in the future.

We do *not* expect this approach to result in high per-book extraction rates. This is because, even though this approach *should* surface memorization hotspots, it will do so in a worst-case fashion. (This is precisely our goal, not deriving some procedure that maximizes the average extraction rate.) Since we are *indiscriminately* sliding the window 10 *characters* each time, we expect that many prompts will begin in “odd” locations—locations with “broken” or otherwise “strange” tokenizations, for which we expect to yield near-zero probability of extraction. For an intuition, consider this fake example. Imagine starting a prompt on “ion” instead of “tion” for “determination”, or any other word that ends in “tion”. The token for the word “ion” is likely/reasonably very different in the embedded token space from the token for “tion”, a very common suffix. Starting on “ion” (for a sentence containing a word that is something like “determination”, but with this context cropped out) should mean the probability of the continuing tokenized sequence should be low when run through the model.⁶ That is true even of specialized names that might otherwise seem unique. Thus, while certain words may be more likely to follow “Harry Potter” in observed sentences, the same words would presumably not follow if the token begins with “otter” instead of “Potter”.

In summary, because many of the generated sequences should have near-zero extraction probability—due not only to the “broken” tokenization problem discussed above, but also to because memorization (on average) is relatively rare in high-quality models, like those we study here—we expect this procedure to yield a relatively low average, book-specific extraction rate, even in books that contain substantial amounts of memorized content.

With many zero-probability sequences (resulting not just from this “broken” tokenization, but also the fact that, on average, memorization is typically not the majority case for high-quality models, like those we study), this should keep the overall extraction rate (taken with respect to the examples we use from this procedure) relatively low, even for books where there are large amounts of memorization.

Nevertheless, in the subsections that follow, we show per-book extraction rates across the different models we test with this example-sampling procedure. We find this useful to get a very rough sense of the relative number of per-book memorization hot-spots, according to specific models.

We also provide this long explanation because, for LLAMA 3.1 70B on some (very popular) books, we observe (unexpectedly) enormous extraction rates, which we will also revisit in the discussion in Appendix I), and which we allude to in Section 4, where we show some of the results that exhibit this.

Models tested with this procedure. For these experiments, we look at results for 5 models: PYTHIA 12B [7], PHI 4 (a 14B model) [2], LLAMA 1 13B, LLAMA 1 65B [108], and LLAMA 3.1 70B [51]. We pick these models for the following reasons: we want to include (the largest) Pythia-family model as a baseline, since we know for certain that these models were trained on The Pile [44] (which contains Books3), based on EleutherAI’s extensive documentation. We also want to

⁶For example, common suffixes like “tion” tend to occupy clusters in embedding space because they appear in similar contexts. Fragments or rare (sub)words like “ion” tend to be more scattered/ not semantically coherent units. Similarly, this is true “otter” and “Potter”.

compare on a model that (should not) have been trained on Books3, based on its described training procedure. We pick PHI 4 for these reasons, since Abdin et al. [2] was trained predominantly on synthetic data: “Synthetic data constitutes the bulk of the training data for phi-4 and is generated using a diverse array of techniques, including multi-agent prompting, self-revision workflows, and instruction reversal.” (PHI 4 was also trained on “web content, *licensed* books, and code repositories to extract seeds for the synthetic data pipeline,” emphasis added.) Further, PHI 4 is 14B parameters, which is a similar size to PYTHIA 12B, which facilitates cross-model comparisons of memorization. (This is because the amount of memorization, reasonably, also varies according to model size; see also Carlini et al. [18].) We include LLAMA 1 13B because it is (again) a similar size to PYTHIA 12B and PHI 4, and because we know the Llama 1 family was trained on Books3 [108]. And last, we include two larger models as another point of comparison. Again, we pick a Llama 1 model because we know it was trained on Books3: LLAMA 1 65B. We then pick a newer and more capable model of a similar size, LLAMA 3.1 70B.

In the future, we will expand this to a much wider set of models. For this version of the project, we ran as many experiments as we could with the compute and people-power available. We are particularly interested in expanding to larger models trained by a wider range of organizations and companies.

Visualizations in the subsections that follow. As discussed above, for each book we include a per-book, cross-model comparison of average extraction rate. This is just to provide a high-level summary of relative extraction across these models. Since we are using the same underlying population of samples, these are valid comparisons, even if we do not expect the overall extraction rates to be high.

We then provide a table with the exact extraction rates that we plot: the greedy-sampled discoverable extraction rate, the (n, p) -discoverable extraction rate for $n = 1000$ and $p = 0.5$ (i.e., the rate of probabilistic extraction with 1000 independent prompts that yields at least a 50%/ coin-flip chance that the example is extracted), and the maximum-possible (n, p) -discoverable extraction rate. (The maximum rate captures both valid instances of memorization, and for very large n , cases that could be argued to not necessarily be reflective entirely of “meaningful” memorization. We set aside the debate about what is “meaningful” to future work.) In this table, we also include the proportion of examples for which p_z is greater than 0.000001 (i.e., the probability of the sequence is 1 in 1 million), the proportion of examples for which p_z is greater than 0.01 (i.e., the probability of the sequence is 1 in 100), and the runtime of the experiment (using the 4 A100s).

We also include plots (where possible) over the distribution of number of independent prompts n that each extracted example would require in order to be extraction (with probability $p = 0.5$). These distributions show the counts of examples (per model, for each book) that require n independent prompts to attain this level of probabilistic extraction.

Lastly, for some books, we include heatmaps that show the worst-case extraction by location (by character) in the book, in order to visualize where (if any) memorization hot-spots occur. That is, for a given character, for the 100 token sequences in which that character is included, we show the highest possible extraction probability (associated with a given 100-token sequence). Again, the point of this aligns with our overarching goal: visualizing memorization hot-spots, for which this type of worst-case visualization is useful for eliciting how high-probability extraction regions ramp up and ramp down within the book.

Tracking down longer extracted sequences. The results we obtain from these experiments—the probabilities of extraction p_z and the associated metadata we save (i.e., the position, in characters, of where each example is located within the book)—is useful for future experiments. Notably, by visualizing memorization “hot-spots,” we can use this information to try to identify longer “runs” of memorized text.

The intuition is as follows. We take the full list of p_z for all examples for a given book and model experiment, along with their start position (character) in the book and end position. (They are sorted in order by start position.) We filter the list to only contain especially high probability elements (e.g., $p_z > 0.1$), and then iterate through this filtered list and merge together elements that overlap in terms of their position (taking the minimum start position as the overall start, and the maximum end position as the overall end). From here, we can then expect runs of regions in the book that have extractable examples with p_z greater than the threshold we filtered by (in this example, 0.1). We can

then run extraction experiments on those larger runs, using the start and end locations that we’ve identified through merging (in character space) adjacent examples that are high-probability.

We attempted this simple methodology for *Harry Potter* [88] and *Nineteen Eighty-Four* [84] for LLAMA 3.1 70B, given the extent to which that model memorized those books. There is a lot more work to do in order to try to extract longer sequences, but we provide two examples of successes of this process in Appendix H. One of the examples is in Figure 5, where we show extracting an example that is 300 tokens long, with a 25-token prefix and a 275-token suffix.

Estimating memorization of a whole book. The above identification of high-probability runs can also be used to estimate the proportion of a book that is extractable (with a minimum probability for p_z). We show instances of the following in Figure 2 (right) for *Harry Potter* [88] and *Sandman Slim* [62]. Again, we pick a minimum threshold we are interested in for p_z (in Figure 2, we do this three times, picking $p_z \in \{0.01, 0.50, 0.75\}$). We filter the whole (sorted by start position) list of p_z to only contain examples whose extraction probability is greater than or equal to that threshold, and we merge (in terms of there location) adjacent examples to find the minimum start position and maximum end position. We then end up with a merged list of “runs” of longer sequences that contain examples where we extracted text with at least p_z probability. We can compute the length of these “run” (in terms of total characters), sum them all up, and then divide by the total number of characters in the whole book. This gives us an estimate of the proportion of the whole book (in characters) for which there exist examples z (in tokens) that can be extracted with at least probability p_z . This doesn’t mean we can extract the whole book in one go, or that we’ve identified the minimal set of examples to try to extract. This is just a procedure for estimating (in a simple way) the proportion of total memorized text.

Discussion. In each subsection, we provide some short remarks about the book. Namely, we clarify why we omit heatmaps for some books. In general, we omit heatmaps if there is essentially no observed extraction for the book (i.e., the heatmaps are empty, showing zero-probability everywhere), or in (some) cases where high-probability extraction regions are only at the very beginning or the very end of the book. We show some of these heatmaps for some books as examples, and we still dig into the details of these high-probability regions. However, to conserve some space, we do not show these for every book that exhibits this pattern. We defer further discussion to Appendix I.

G.1.1 After I'm Gone, Lippman

All high-probability extracted sequences are at the beginning of the book. We omit heatmaps (which are mostly empty).

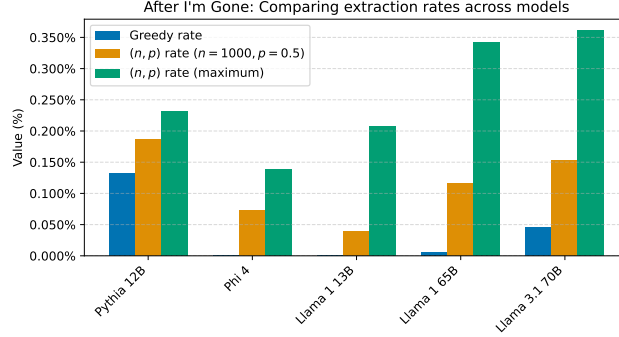


Figure 11: Comparing the greedy discoverable extraction rate, the extraction rate for a very conservative setting for (n, p) -discoverable extraction, and the maximum possible (n, p) -discoverable extraction rate across the five models we test with these experiments.

After I'm Gone						
Model	Greedy	$(n = 1000, p = 0.5)$	Max. (n, p)	$\% p_z > 1^{-6}$	$\% p_z > 0.01$	Runtime (hh:mm:ss)
Pythia 12B	0.13%	0.19%	0.23%	0.21%	0.17%	00:33:12.10
Phi 4 (14B)	0.00%	0.07%	0.14%	0.11%	0.01%	01:06:48.44
Llama 1 13B	0.00%	0.04%	0.21%	0.10%	0.03%	00:24:18.57
Llama 1 65B	0.01%	0.12%	0.34%	0.18%	0.06%	01:05:17.58
Llama 3.1 70B	0.04%	0.15%	0.36%	0.22%	0.13%	01:58:42.71

Table 6: Summary of extraction rates, proportion of examples where p_z is greater than the specified threshold, and experiment runtime.

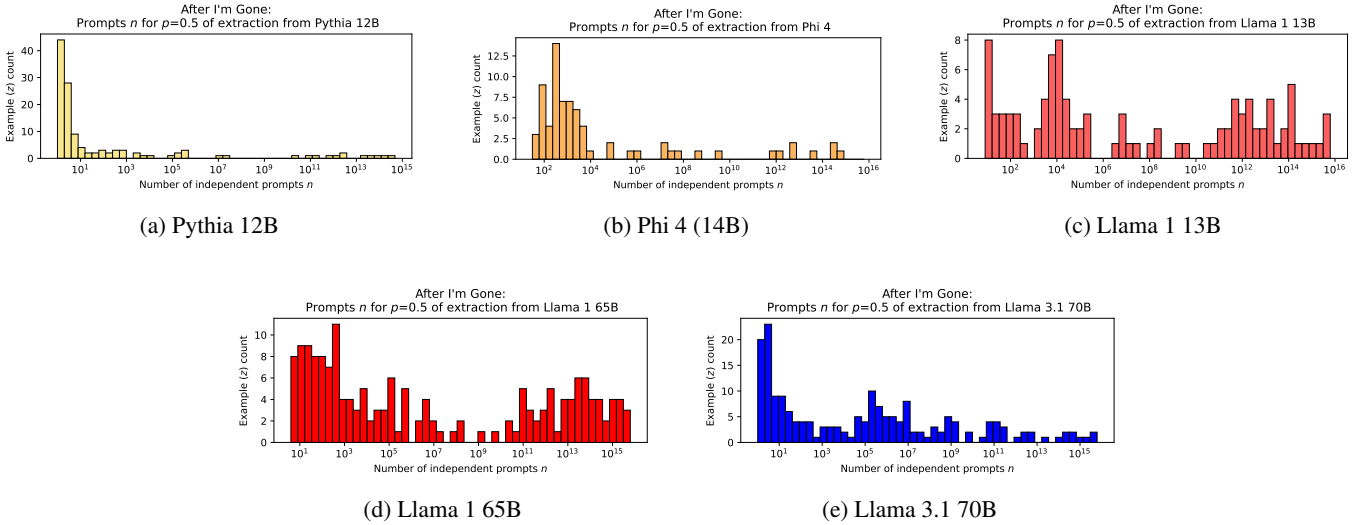


Figure 12: *After I'm Gone*, Lippman [75]: Distributions over independent prompts n needed to extract examples z with $p \geq 0.5$ (i.e., the number of prompts needed such that there is at least a 50% chance the example will be extracted verbatim).

G.1.2 Alice’s Adventures in Wonderland, Carroll

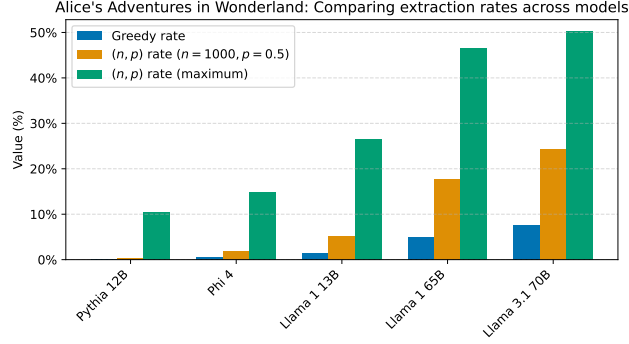


Figure 13: Comparing the greedy discoverable extraction rate, the extraction rate for a very conservative setting for (n, p) -discoverable extraction, and the maximum possible (n, p) -discoverable extraction rate across the five models we test with these experiments.

Alice’s Adventures in Wonderland						
Model	Greedy	$(n = 1000, p = 0.5)$	Max. (n, p)	$\% p_z > 1^{-6}$	$\% p_z > 0.01$	Runtime (hh:mm:ss)
Pythia 12B	0.16%	0.43%	10.40%	1.36%	0.25%	00:42:22.36
Phi 4 (14B)	0.65%	1.93%	14.90%	5.07%	1.10%	01:24:06.58
Llama 1 13B	1.49%	5.13%	26.56%	11.30%	2.84%	00:32:19.81
Llama 1 65B	4.96%	17.79%	46.52%	30.49%	11.34%	01:26:03.29
Llama 3.1 70B	7.49%	24.25%	50.30%	37.38%	16.93%	02:26:16.45

Table 7: Summary of extraction rates, proportion of examples where p_z is greater than the specified threshold, and experiment runtime.

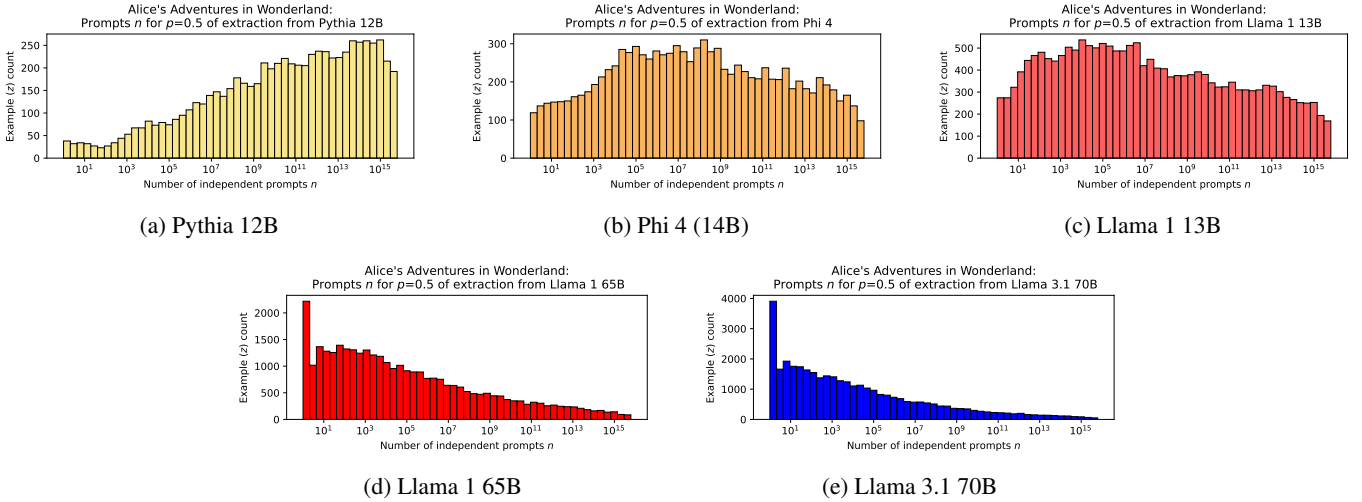


Figure 14: Alice’s Adventures in Wonderland, Carroll [19]: Distributions over independent prompts n needed to extract examples z with $p \geq 0.5$ (i.e., the number of prompts needed such that there is at least a 50% chance the example will be extracted verbatim).

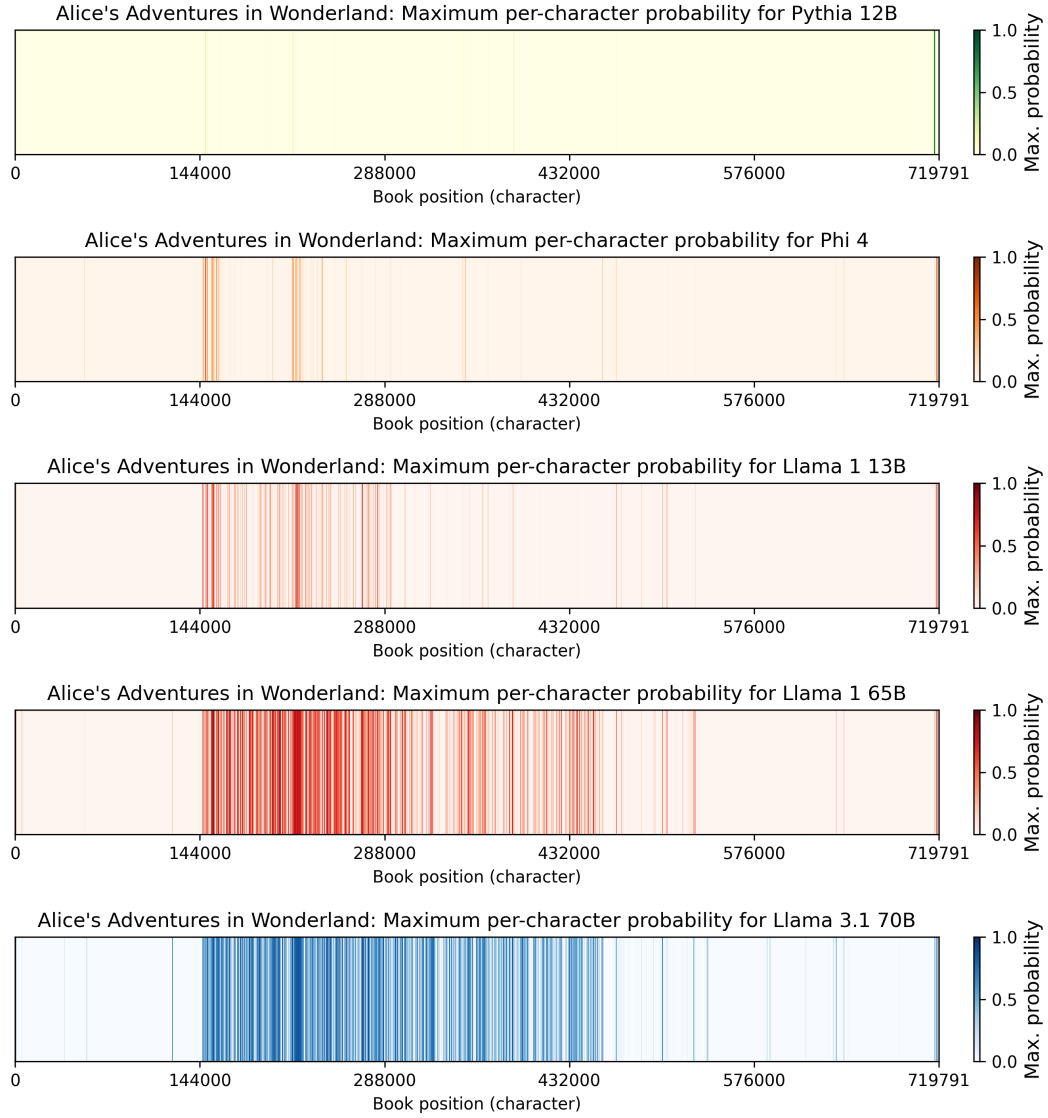


Figure 15: Heatmaps for each model, showing regions of extraction “hot-spots” according to location (character position) in the book. To highlight these regions, for overlapping examples in the sliding window, we find (and plot) the highest extraction probability at the particular character location. The goal here is to identify high-probability “hot-spots,” for which we further investigate the underlying examples in follow-up experiments.

G.1.3 Another Brooklyn, Woodson

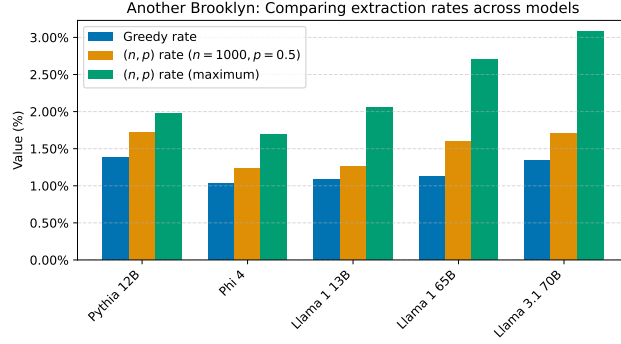


Figure 16: Comparing the greedy discoverable extraction rate, the extraction rate for a very conservative setting for (n, p) -discoverable extraction, and the maximum possible (n, p) -discoverable extraction rate across the five models we test with these experiments.

Another Brooklyn						
Model	Greedy	$(n = 1000, p = 0.5)$	Max. (n, p)	$\% p_z > 1^{-6}$	$\% p_z > 0.01$	Runtime (hh:mm:ss)
Pythia 12B	1.39%	1.72%	1.98%	1.91%	1.68%	00:04:24.36
Phi 4 (14B)	1.03%	1.24%	1.69%	1.36%	1.12%	00:09:55.09
Llama 1 13B	1.09%	1.26%	2.05%	1.57%	1.17%	00:04:19.46
Llama 1 65B	1.13%	1.60%	2.71%	1.93%	1.33%	00:15:29.82
Llama 3.1 70B	1.34%	1.71%	3.08%	2.15%	1.58%	00:34:06.59

Table 8: Summary of extraction rates, proportion of examples where p_z is greater than the specified threshold, and experiment runtime.

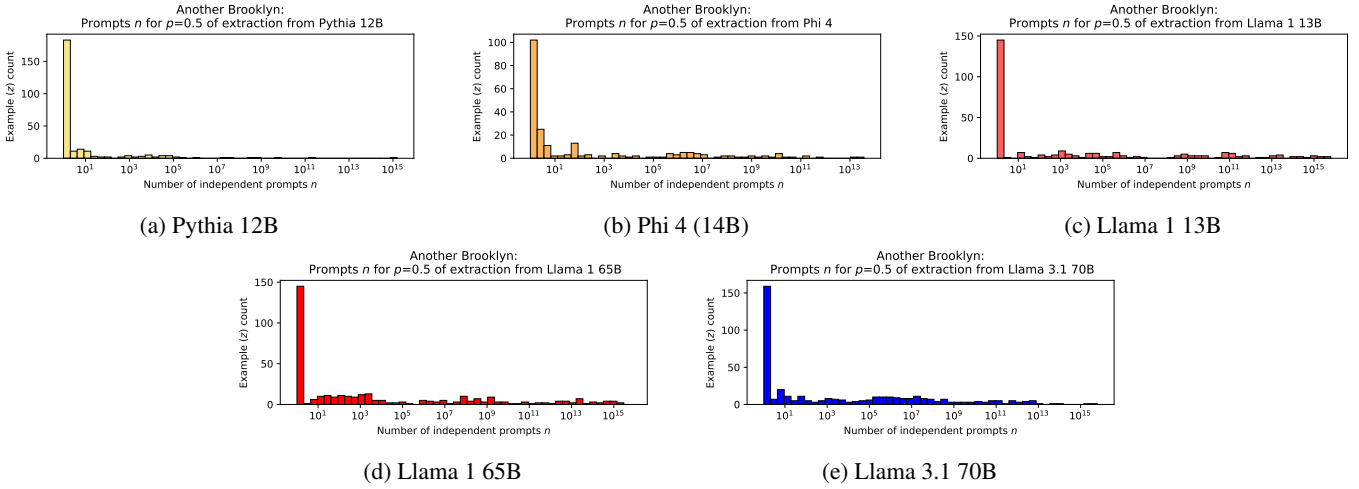


Figure 17: *Another Brooklyn*, Woodson [116]: Distributions over independent prompts n needed to extract examples z with $p \geq 0.5$ (i.e., the number of prompts needed such that there is at least a 50% chance the example will be extracted verbatim).

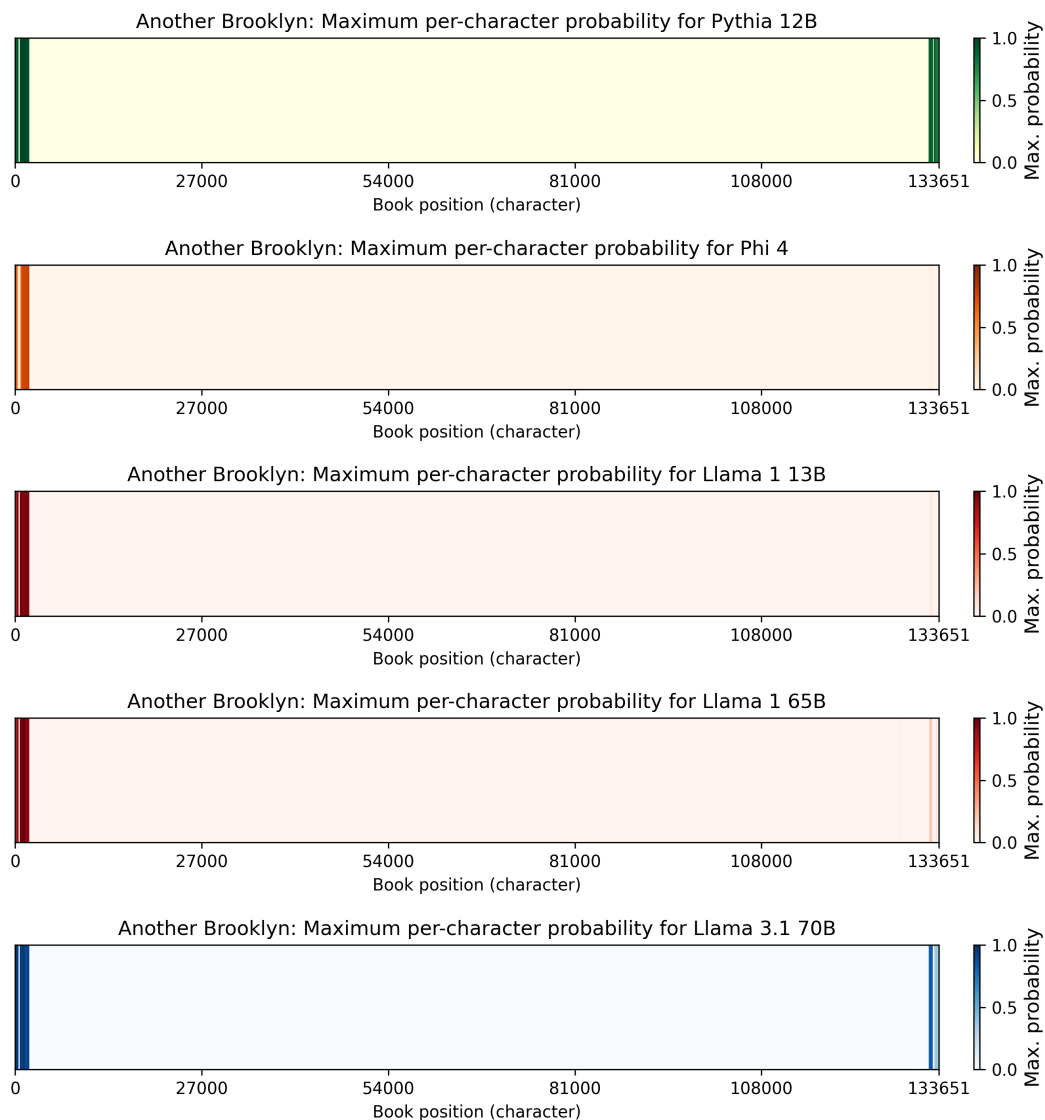


Figure 18: Heatmaps for each model, showing regions of extraction “hot-spots” according to location (character position) in the book. To highlight these regions, for overlapping examples in the sliding window, we find (and plot) the highest extraction probability at the particular character location. The goal here is to identify high-probability “hot-spots,” for which we further investigate the underlying examples in follow-up experiments.

G.1.4 Ararat, Golden

All high-probability extracted sequences are at the beginning of the book. We omit heatmaps (which are mostly empty).

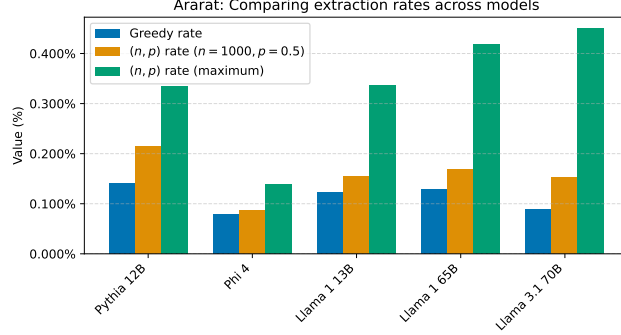


Figure 19: Comparing the greedy discoverable extraction rate, the extraction rate for a very conservative setting for (n, p) -discoverable extraction, and the maximum possible (n, p) -discoverable extraction rate across the five models we test with these experiments.

<i>Ararat</i>						
Model	Greedy	$(n = 1000, p = 0.5)$	Max. (n, p)	$\% p_z > 1^{-6}$	$\% p_z > 0.01$	Runtime (hh:mm:ss)
Pythia 12B	0.14%	0.22%	0.33%	0.28%	0.17%	00:30:36.62
Phi 4 (14B)	0.08%	0.09%	0.14%	0.11%	0.18%	01:02:21.74
Llama 1 13B	0.12%	0.16%	0.34%	0.18%	0.14%	00:22:18.90
Llama 1 65B	0.13%	0.17%	0.42%	0.23%	0.15%	01:02:33.58
Llama 3.1 70B	0.09%	0.15%	0.45%	0.23%	0.13%	01:50:43.33

Table 9: Summary of extraction rates, proportion of examples where p_z is greater than the specified threshold, and experiment runtime.

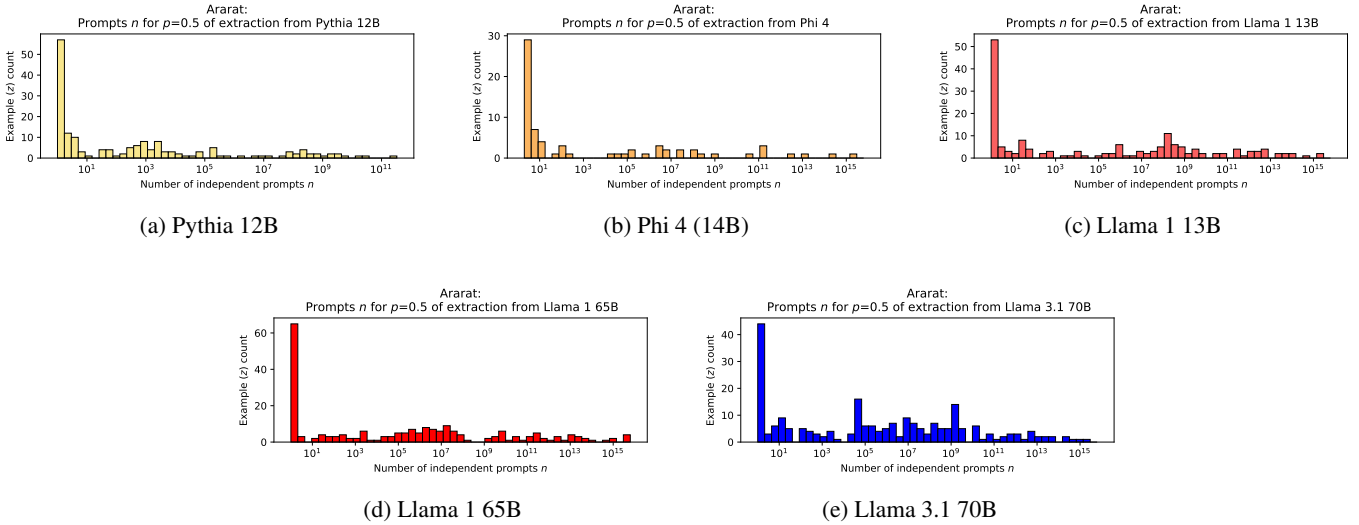


Figure 20: *Ararat*, Golden [48]: Distributions over independent prompts n needed to extract examples z with $p \geq 0.5$ (i.e., the number of prompts needed such that there is at least a 50% chance the example will be extracted verbatim).

G.1.5 Brown Girl Dreaming, Woodson

All high-probability extracted sequences are at the beginning of the book. We omit heatmaps (which are mostly empty).

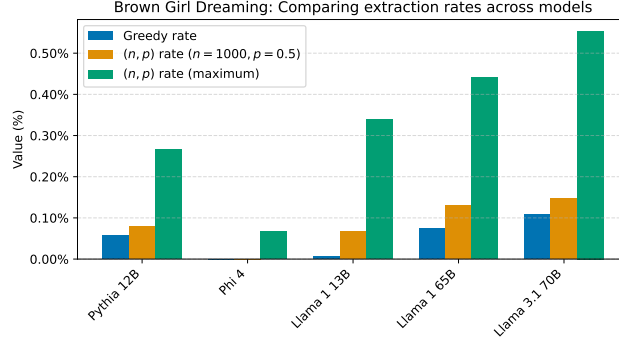


Figure 21: Comparing the greedy discoverable extraction rate, the extraction rate for a very conservative setting for (n, p) -discoverable extraction, and the maximum possible (n, p) -discoverable extraction rate across the five models we test with these experiments.

Brown Girl Dreaming						
Model	Greedy	$(n = 1000, p = 0.5)$	Max. (n, p)	$\% p_z > 1^{-6}$	$\% p_z > 0.01$	Runtime (hh:mm:ss)
Pythia 12B	0.06%	0.08%	0.27%	0.18%	0.06%	00:10:39.32
Phi 4 (14B)	0.00%	0.00%	0.07%	0.03%	0.00%	00:23:42.67
Llama 1 13B	0.01%	0.07%	0.34%	0.13%	0.04%	00:08:01.68
Llama 1 65B	0.07%	0.13%	0.44%	0.23%	0.08%	00:22:08.44
Llama 3.1 70B	0.11%	0.15%	0.55%	0.18%	0.11%	00:47:38.86

Table 10: Summary of extraction rates, proportion of examples where p_z is greater than the specified threshold, and experiment runtime.

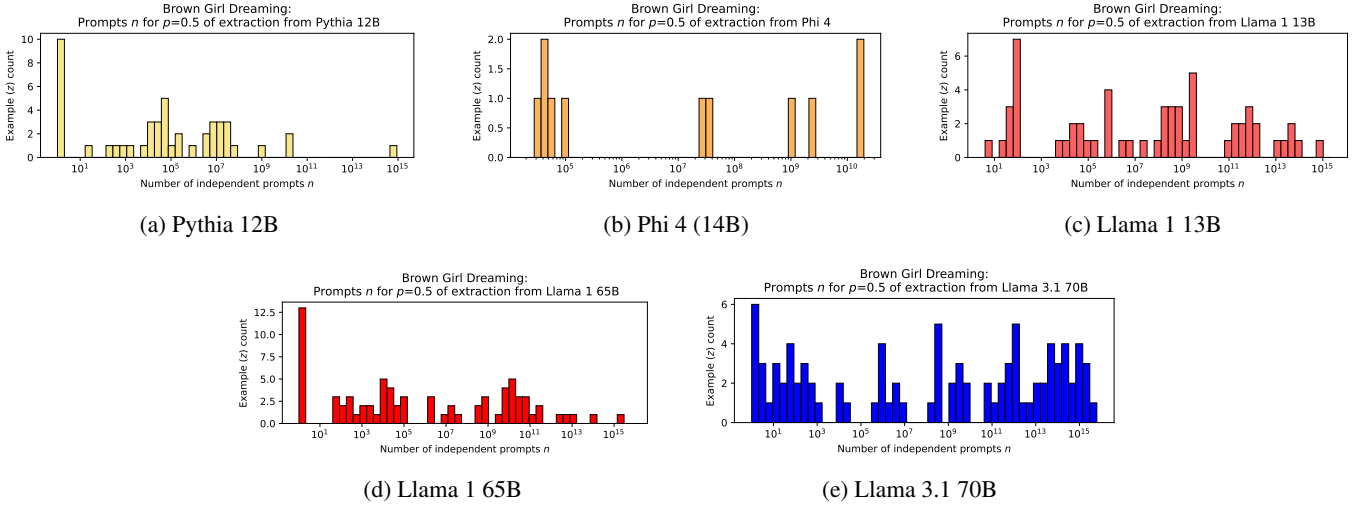


Figure 22: *Brown Girl Dreaming*, Woodson [115]: Distributions over independent prompts n needed to extract examples z with $p \geq 0.5$ (i.e., the number of prompts needed such that there is at least a 50% chance the example will be extracted verbatim).

G.1.6 Dante and the Origins of Italian Culture, Barolini

There are some low-probability sequences that contribute to a high maximum (n, p) -discoverable extraction rate. We omit heatmaps since these sequences are not very visible in the color gradient, but we do investigate these specific sequences in Appendix H.

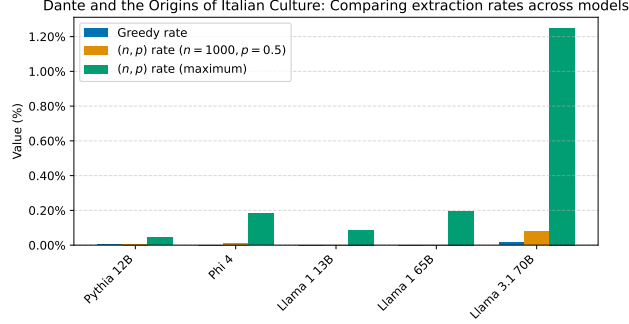


Figure 23: Comparing the greedy discoverable extraction rate, the extraction rate for a very conservative setting for (n, p) -discoverable extraction, and the maximum possible (n, p) -discoverable extraction rate across the five models we test with these experiments.

<i>Dante and the Origins of Italian Culture</i>						
Model	Greedy	$(n = 1000, p = 0.5)$	Max. (n, p)	$\% p_z > 1^{-6}$	$\% p_z > 0.01$	Runtime (hh:mm:ss)
Pythia 12B	0.00%	0.01%	0.04%	0.01%	0.01%	01:09:53.43
Phi 4 (14B)	0.00%	0.01%	0.18%	0.03%	0.00%	02:18:03.72
Llama 1 13B	0.00%	0.00%	0.09%	0.01%	0.00%	00:50:57.34
Llama 1 65B	0.00%	0.00%	0.20%	0.01%	0.00%	02:20:26.40
Llama 3.1 70B	0.02%	0.08%	1.25%	0.22%	0.03%	03:55:26.69

Table 11: Summary of extraction rates, proportion of examples where p_z is greater than the specified threshold, and experiment runtime.

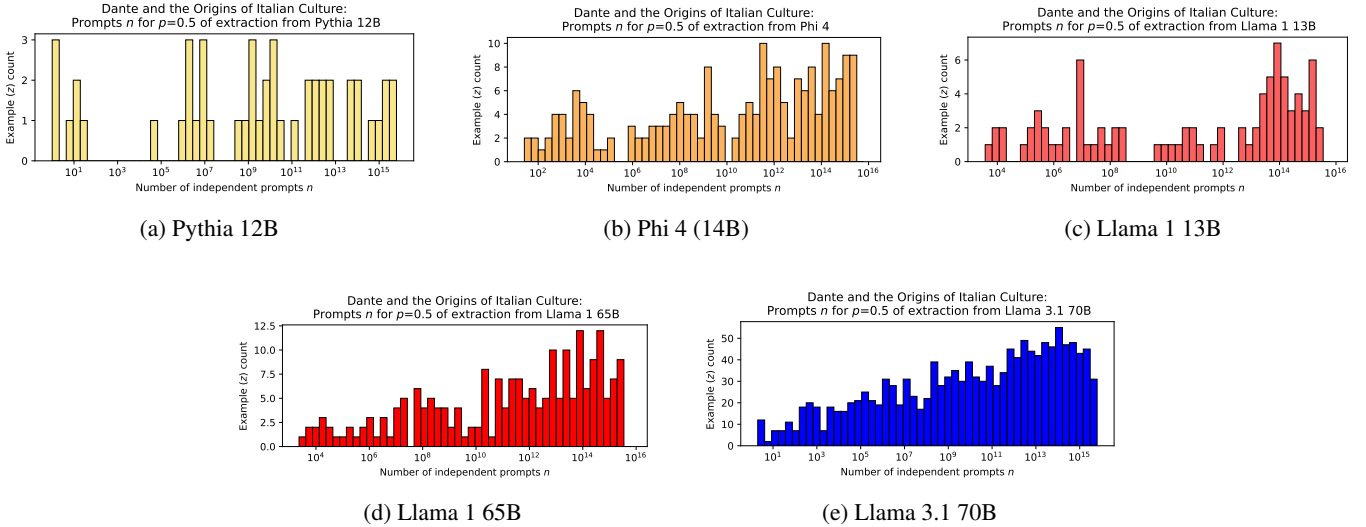


Figure 24: *Dante and the Origins of Italian Culture*, Barolini [6]: Distributions over independent prompts n needed to extract examples z with $p \geq 0.5$ (i.e., the number of prompts needed such that there is at least a 50% chance the example will be extracted verbatim).

G.1.7 Dead Ringer, Golden

All high-probability extracted sequences are at the beginning of the book. We omit heatmaps (which are mostly empty).

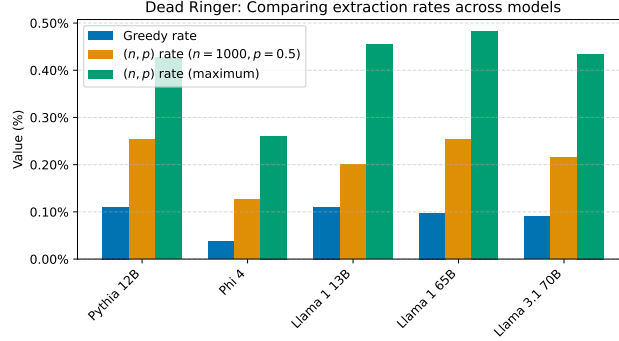


Figure 25: Comparing the greedy discoverable extraction rate, the extraction rate for a very conservative setting for (n, p) -discoverable extraction, and the maximum possible (n, p) -discoverable extraction rate across the five models we test with these experiments.

Dead Ringer						
Model	Greedy	$(n = 1000, p = 0.5)$	Max. (n, p)	$\% p_z > 1^{-6}$	$\% p_z > 0.01$	Runtime (hh:mm:ss)
Pythia 12B	0.11%	0.25%	0.43%	0.34%	0.19%	00:16:42.57
Phi 4 (14B)	0.04%	0.13%	0.26%	0.19%	0.08%	00:30:56.08
Llama 1 13B	0.11%	0.20%	0.45%	0.28%	0.15%	00:17:39.28
Llama 1 65B	0.10%	0.25%	0.48%	0.36%	0.22%	00:58:41.88
Llama 3.1 70B	0.09%	0.22%	0.43%	0.32%	0.16%	01:28:54.09

Table 12: Summary of extraction rates, proportion of examples where p_z is greater than the specified threshold, and experiment runtime.

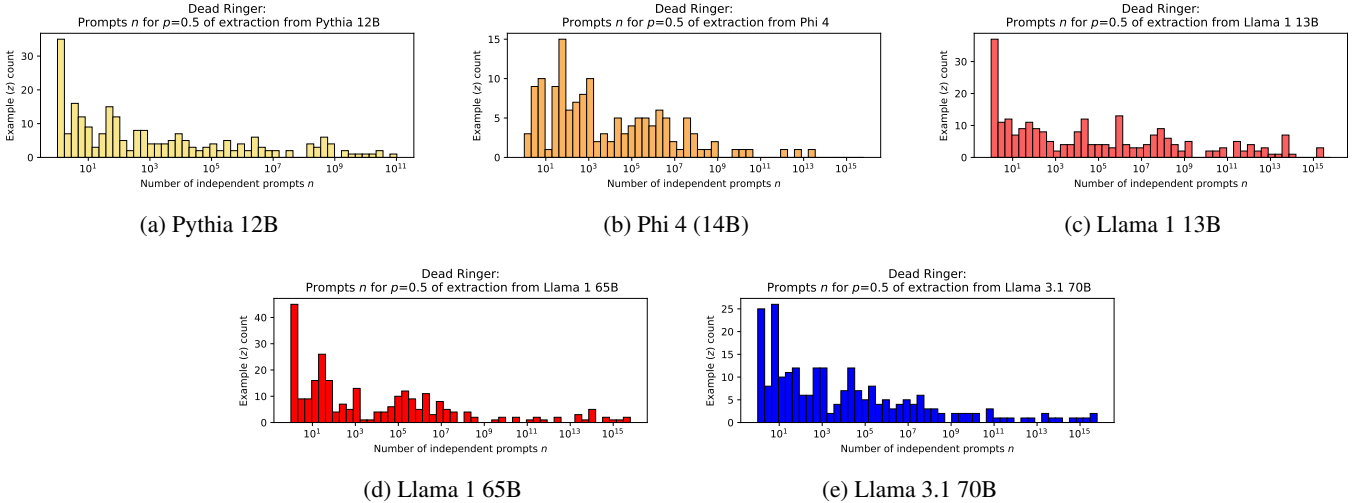


Figure 26: *Dead Ringer*, Golden [47]: Distributions over independent prompts n needed to extract examples z with $p \geq 0.5$ (i.e., the number of prompts needed such that there is at least a 50% chance the example will be extracted verbatim).

G.1.8 Down and Out in the Magic Kingdom, Doctorow

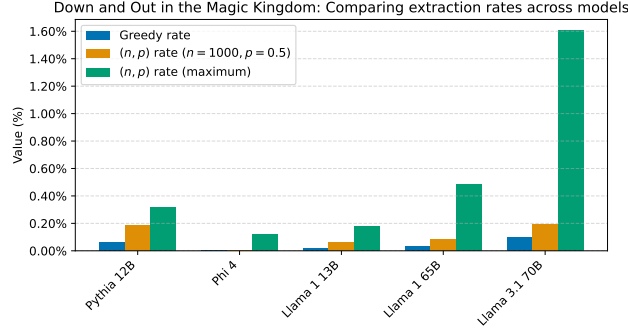


Figure 27: Comparing the greedy discoverable extraction rate, the extraction rate for a very conservative setting for (n, p) -discoverable extraction, and the maximum possible (n, p) -discoverable extraction rate across the five models we test with these experiments.

Down and Out in the Magic Kingdom						
Model	Greedy	$(n = 1000, p = 0.5)$	Max. (n, p)	$\% p_z > 1^{-6}$	$\% p_z > 0.01$	Runtime (hh:mm:ss)
Pythia 12B	0.06%	0.19%	0.32%	0.32%	0.12%	00:16:40.70
Phi 4 (14B)	0.00%	0.00%	0.12%	0.00%	0.00%	00:35:27.50
Llama 1 13B	0.01%	0.06%	0.18%	0.08%	0.03%	00:12:37.05
Llama 1 65B	0.03%	0.09%	0.49%	0.17%	0.07%	00:33:25.06
Llama 3.1 70B	0.10%	0.19%	1.61%	0.43%	0.13%	01:07:30.19

Table 13: Summary of extraction rates, proportion of examples where p_z is greater than the specified threshold, and experiment runtime.

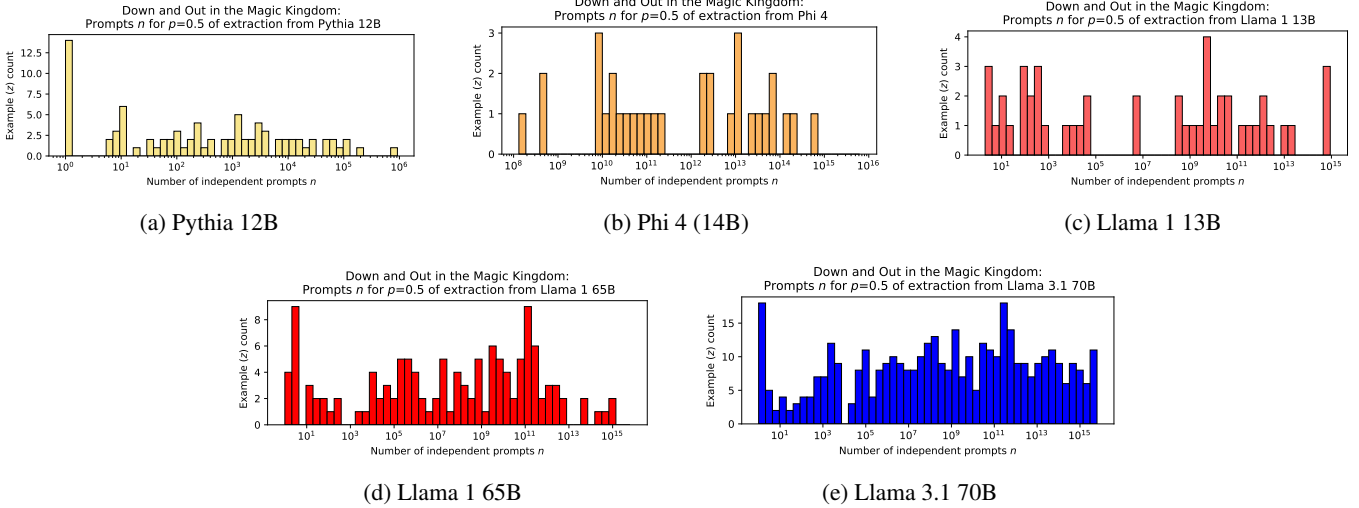


Figure 28: *Down and Out in the Magic Kingdom*, Doctorow [34]: Distributions over independent prompts n needed to extract examples z with $p \geq 0.5$ (i.e., the number of prompts needed such that there is at least a 50% chance the example will be extracted verbatim).

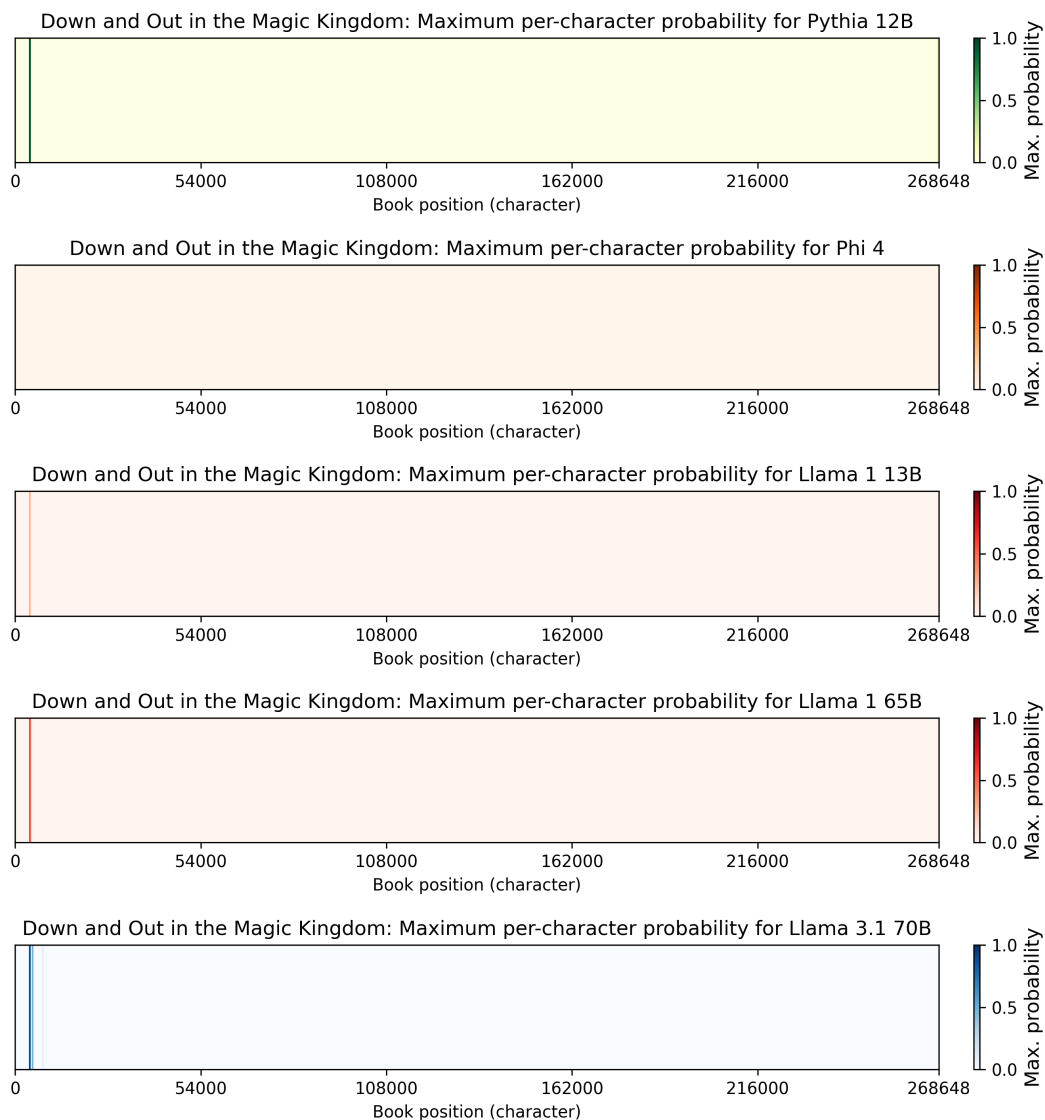


Figure 29: Heatmaps for each model, showing regions of extraction “hot-spots” according to location (character position) in the book. To highlight these regions, for overlapping examples in the sliding window, we find (and plot) the highest extraction probability at the particular character location. The goal here is to identify high-probability “hot-spots,” for which we further investigate the underlying examples in follow-up experiments.

G.1.9 Drown, Díaz

All high-probability extracted sequences are at the beginning of the book. We omit heatmaps (which are mostly empty). This is one of the least extractable books we tested; with our extraction procedure, it appears to be one of the least memorized.

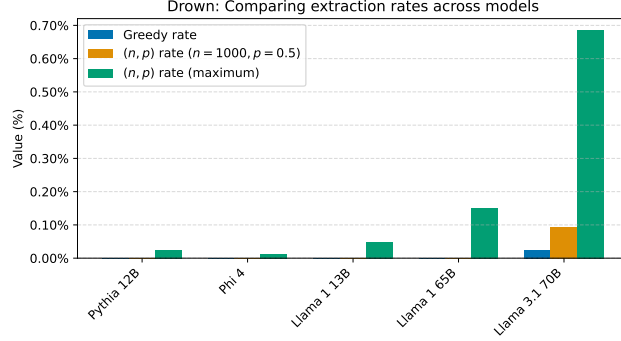


Figure 30: Comparing the greedy discoverable extraction rate, the extraction rate for a very conservative setting for (n, p) -discoverable extraction, and the maximum possible (n, p) -discoverable extraction rate across the five models we test with these experiments.

<i>Drown</i>						
Model	Greedy	$(n = 1000, p = 0.5)$	Max. (n, p)	$\% p_z > 1^{-6}$	$\% p_z > 0.01$	Runtime (hh:mm:ss)
Pythia 12B	0.00%	0.00%	0.02%	0.00%	0.00%	00:15:39.60
Phi 4 (14B)	0.00%	0.00%	0.01%	0.00%	0.00%	00:31:49.62
Llama 1 13B	0.00%	0.00%	0.05%	0.00%	0.00%	00:11:21.27
Llama 1 65B	0.00%	0.00%	0.15%	0.00%	0.00%	00:30:33.16
Llama 3.1 70B	0.02%	0.09%	0.69%	0.12%	0.07%	01:02:16.72

Table 14: Summary of extraction rates, proportion of examples where p_z is greater than the specified threshold, and experiment runtime.

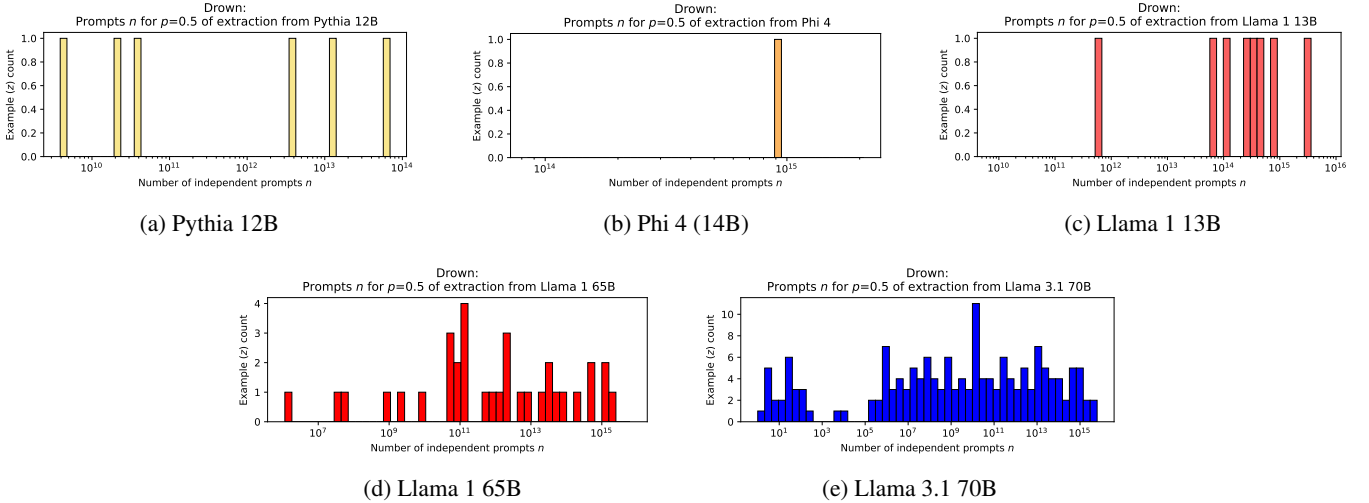


Figure 31: *Drown, Díaz [35]*: Distributions over independent prompts n needed to extract examples z with $p \geq 0.5$ (i.e., the number of prompts needed such that there is at least a 50% chance the example will be extracted verbatim).

G.1.10 Dungeons and Dragons and Philosophy, Cogburn

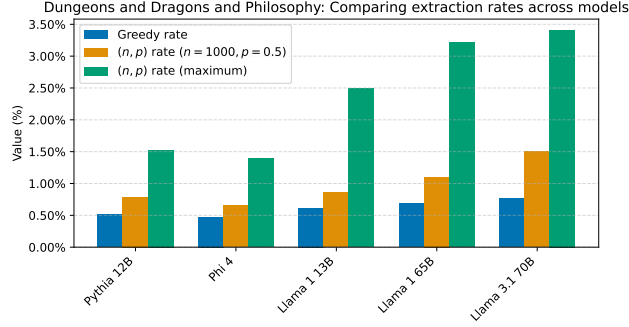


Figure 32: Comparing the greedy discoverable extraction rate, the extraction rate for a very conservative setting for (n, p) -discoverable extraction, and the maximum possible (n, p) -discoverable extraction rate across the five models we test with these experiments.

<i>Dungeons and Dragons and Philosophy</i>						
Model	Greedy	$(n = 1000, p = 0.5)$	Max. (n, p)	$\% p_z > 1^{-6}$	$\% p_z > 0.01$	Runtime (hh:mm:ss)
Pythia 12B	0.51%	0.79%	1.53%	0.94%	0.66%	00:13:24.97
Phi 4 (14B)	0.47%	0.66%	1.39%	0.88%	0.58%	00:25:07.75
Llama 1 13B	0.62%	0.86%	2.49%	1.14%	0.74%	00:13:22.00
Llama 1 65B	0.68%	1.10%	3.21%	1.59%	0.87%	00:46:01.07
Llama 3.1 70B	0.76%	1.50%	3.41%	2.28%	1.15%	01:13:49.70

Table 15: Summary of extraction rates, proportion of examples where p_z is greater than the specified threshold, and experiment runtime.

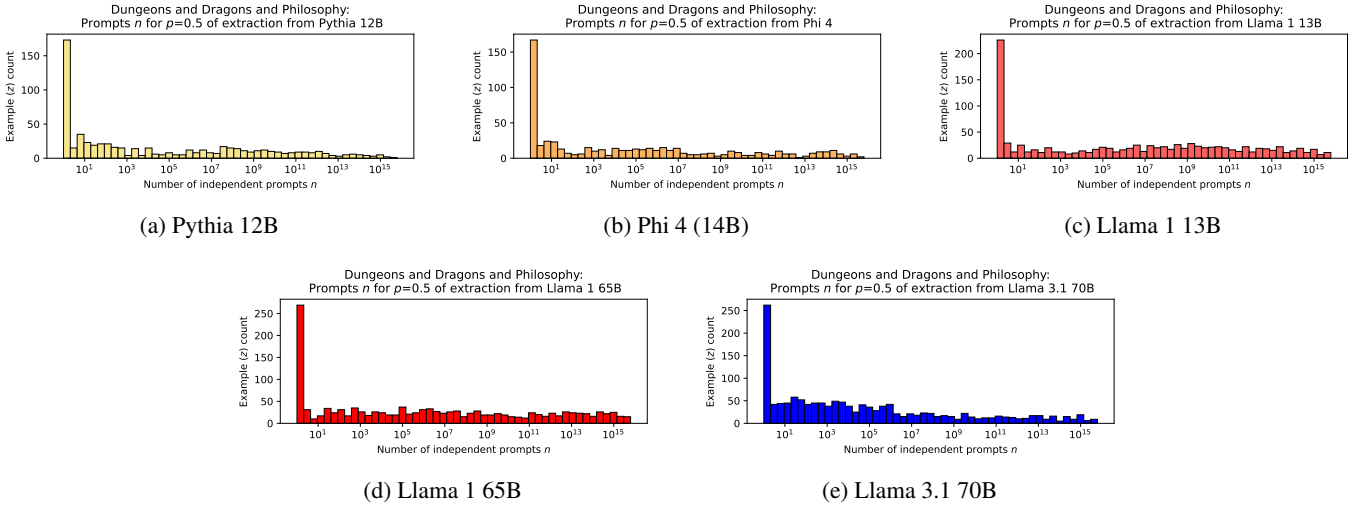


Figure 33: *Dungeons and Dragons and Philosophy*, Cogburn [25]: Distributions over independent prompts n needed to extract examples z with $p \geq 0.5$ (i.e., the number of prompts needed such that there is at least a 50% chance the example will be extracted verbatim).

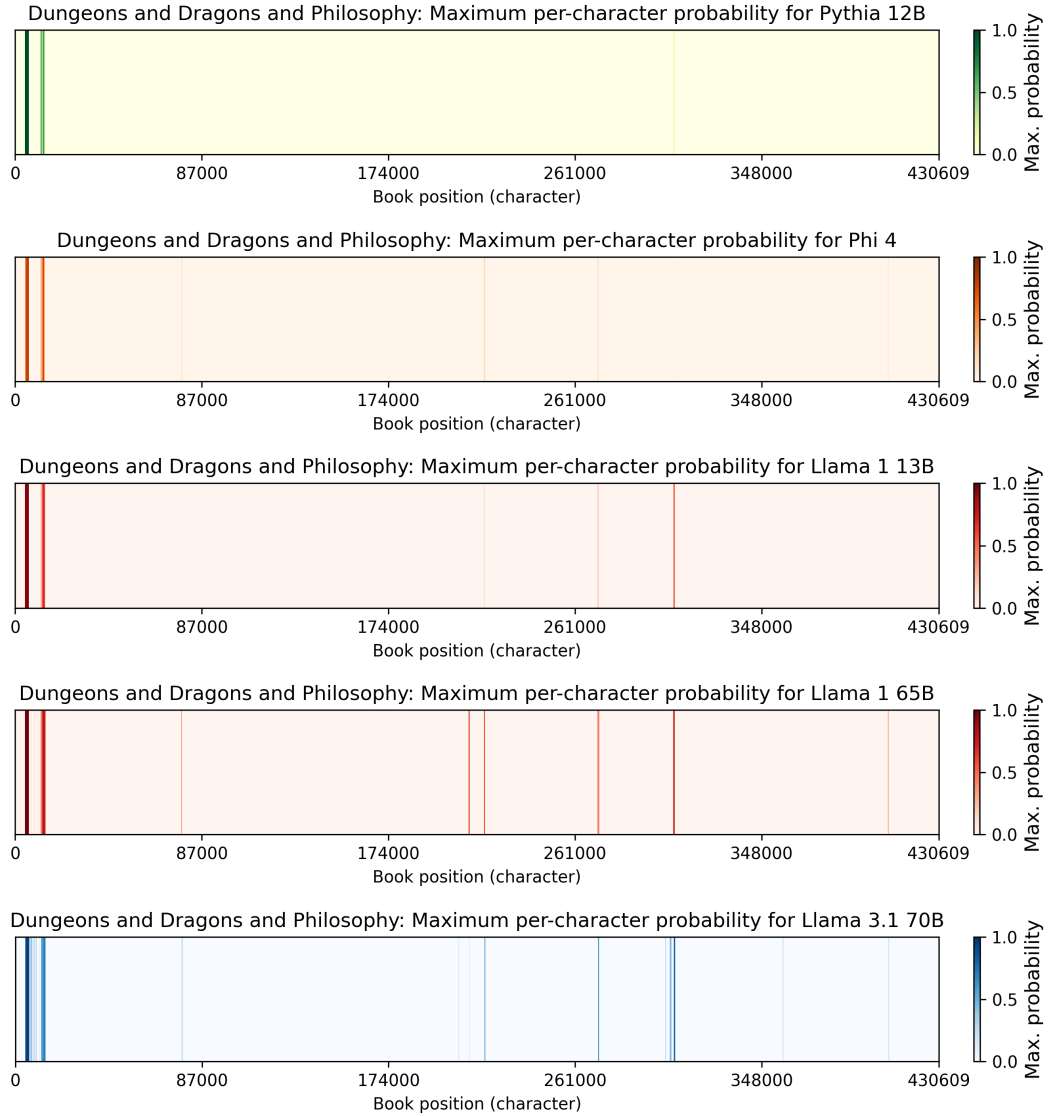


Figure 34: Heatmaps for each model, showing regions of extraction “hot-spots” according to location (character position) in the book. To highlight these regions, for overlapping examples in the sliding window, we find (and plot) the highest extraction probability at the particular character location. The goal here is to identify high-probability “hot-spots,” for which we further investigate the underlying examples in follow-up experiments.

G.1.11 Embraced, TerKeurst

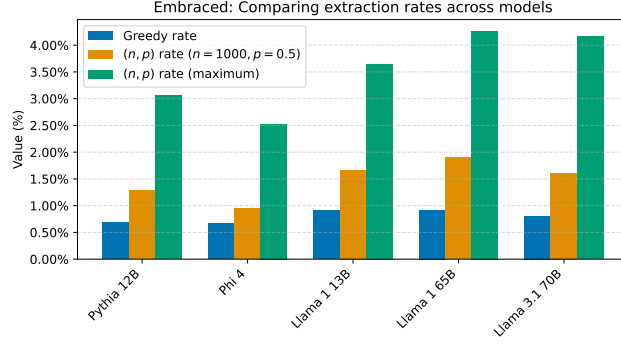


Figure 35: Comparing the greedy discoverable extraction rate, the extraction rate for a very conservative setting for (n, p) -discoverable extraction, and the maximum possible (n, p) -discoverable extraction rate across the five models we test with these experiments.

<i>Embraced</i>						
Model	Greedy	$(n = 1000, p = 0.5)$	Max. (n, p)	$\% p_z > 1^{-6}$	$\% p_z > 0.01$	Runtime (hh:mm:ss)
Pythia 12B	0.68%	1.29%	3.07%	1.98%	0.92%	00:25:42.20
Phi 4 (14B)	0.66%	0.95%	2.53%	1.28%	0.83%	00:49:09.94
Llama 1 13B	0.91%	1.67%	3.65%	2.32%	1.27%	00:19:19.73
Llama 1 65B	0.92%	1.90%	4.26%	2.58%	1.44%	00:52:07.03
Llama 3.1 70B	0.80%	1.61%	4.16%	2.28%	1.19%	01:36:54.84

Table 16: Summary of extraction rates, proportion of examples where p_z is greater than the specified threshold, and experiment runtime.

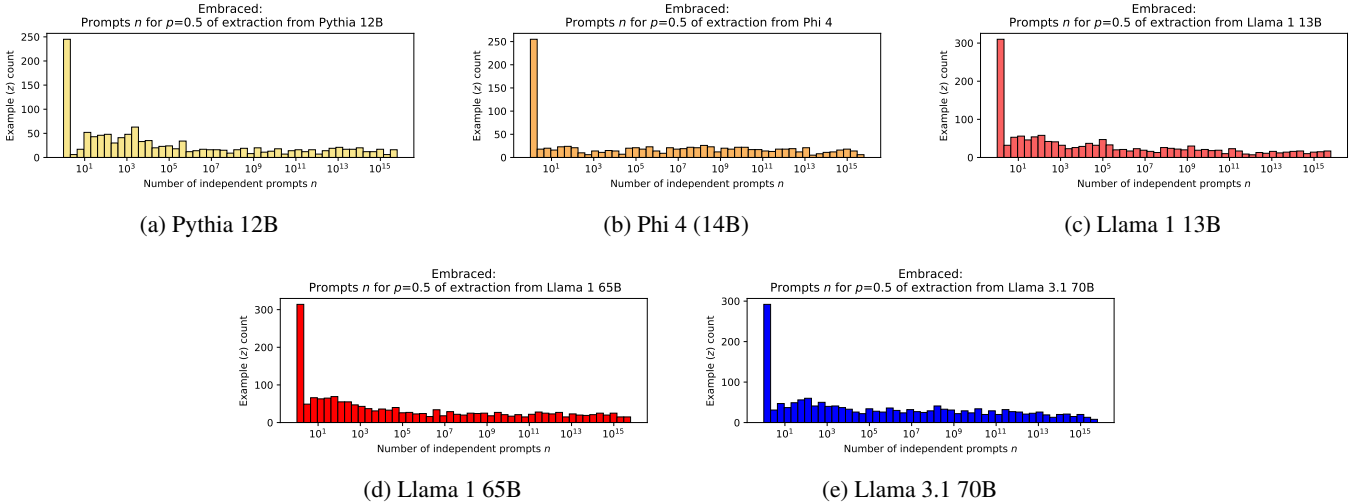


Figure 36: *Embraced*, TerKeurst [104]: Distributions over independent prompts n needed to extract examples z with $p \geq 0.5$ (i.e., the number of prompts needed such that there is at least a 50% chance the example will be extracted verbatim).

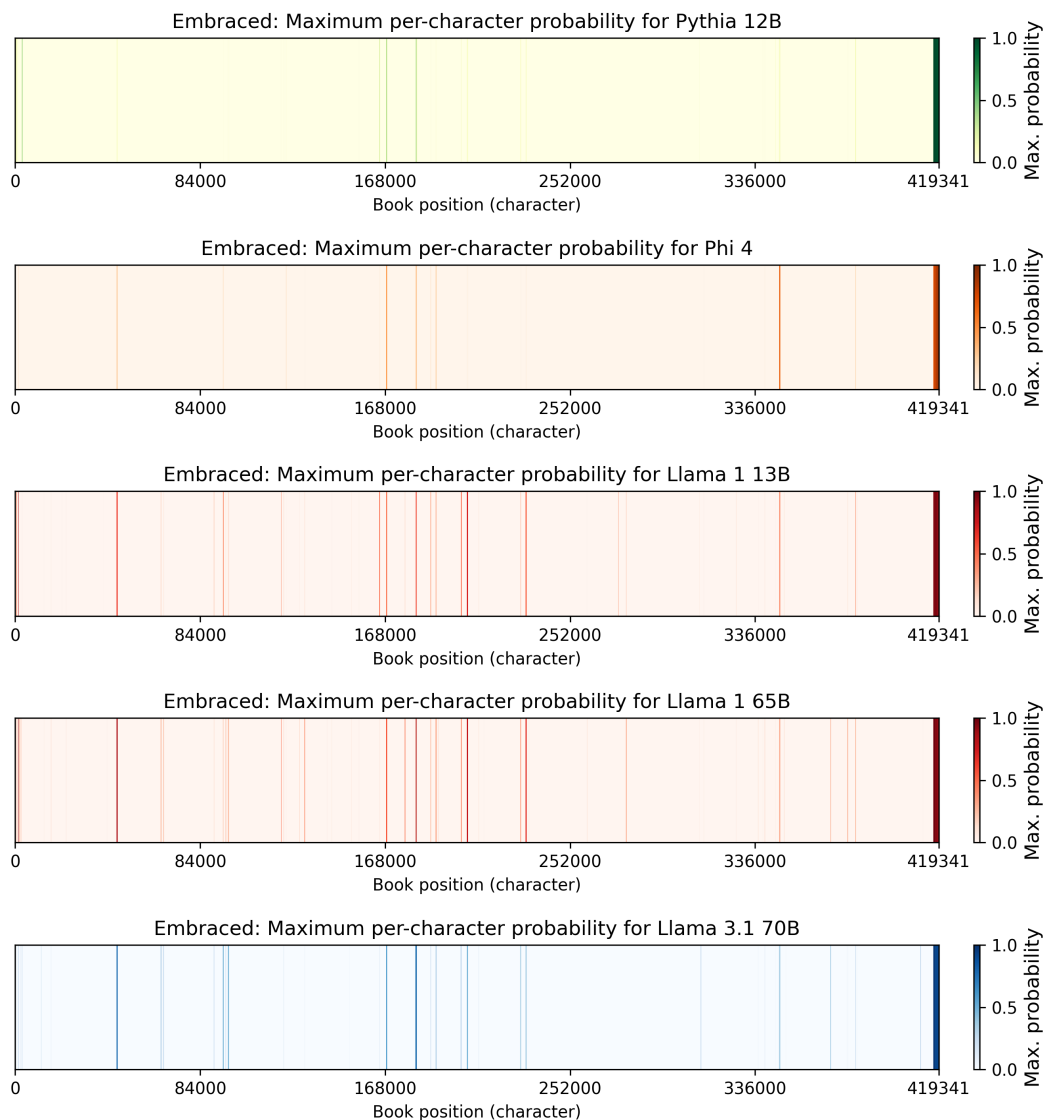


Figure 37: Heatmaps for each model, showing regions of extraction “hot-spots” according to location (character position) in the book. To highlight these regions, for overlapping examples in the sliding window, we find (and plot) the highest extraction probability at the particular character location. The goal here is to identify high-probability “hot-spots,” for which we further investigate the underlying examples in follow-up experiments.

G.1.12 *Harry Potter and the Sorcerer's Stone*, Rowling

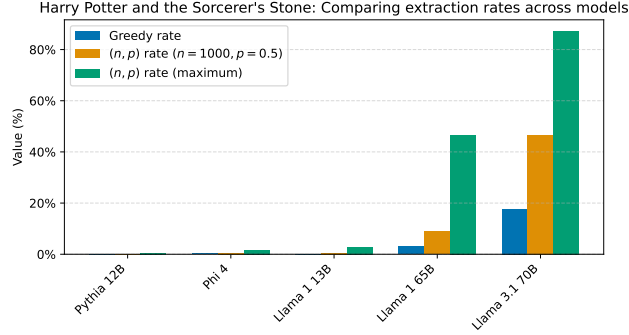


Figure 38: Comparing the greedy discoverable extraction rate, the extraction rate for a very conservative setting for (n, p) -discoverable extraction, and the maximum possible (n, p) -discoverable extraction rate across the five models we test with these experiments.

<i>Harry Potter and the Sorcerer's Stone</i>						
Model	Greedy	$(n = 1000, p = 0.5)$	Max. (n, p)	$\% p_z > 1^{-6}$	$\% p_z > 0.01$	Runtime (hh:mm:ss)
Pythia 12B	0.04%	0.08%	0.39%	0.13%	0.04%	00:31:59.52
Phi 4 (14B)	0.28%	0.58%	1.59%	0.87%	0.39%	00:57:48.55
Llama 1 13B	0.14%	0.44%	2.86%	1.01%	0.23%	00:20:10.69
Llama 1 65B	2.95%	8.84%	46.63%	18.30%	5.35%	00:56:26.10
Llama 3.1 70B	17.66%	46.67%	87.26%	68.17%	33.89%	01:47:21.85

Table 17: Summary of extraction rates, proportion of examples where p_z is greater than the specified threshold, and experiment runtime.

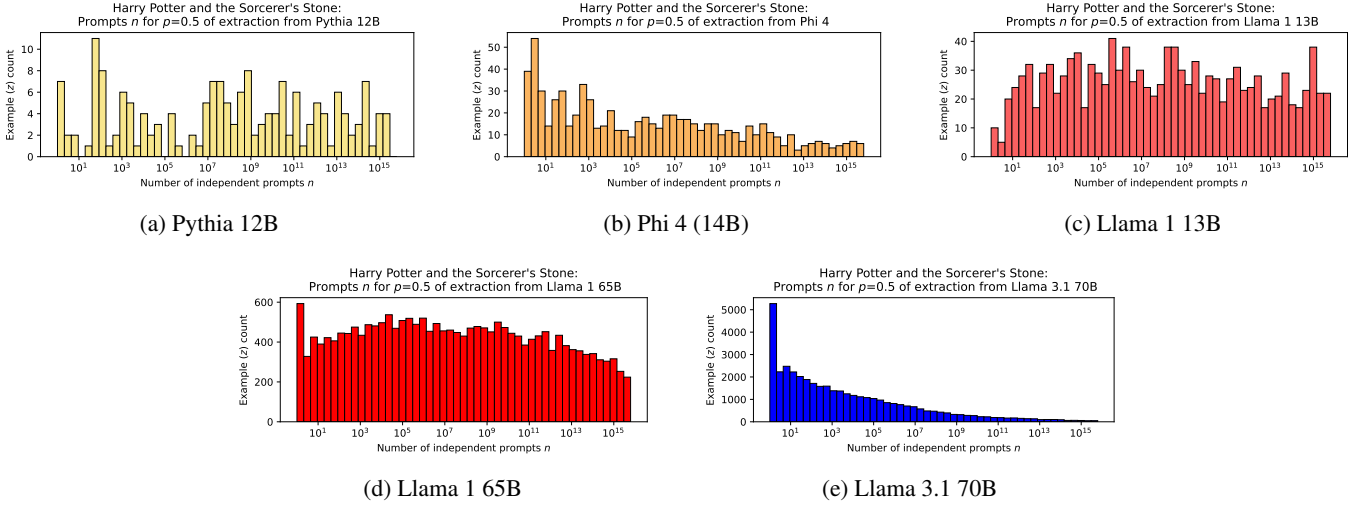


Figure 39: *Harry Potter and the Sorcerer's Stone*, Rowling [88]: Distributions over independent prompts n needed to extract examples z with $p \geq 0.5$ (i.e., the number of prompts needed such that there is at least a 50% chance the example will be extracted verbatim).

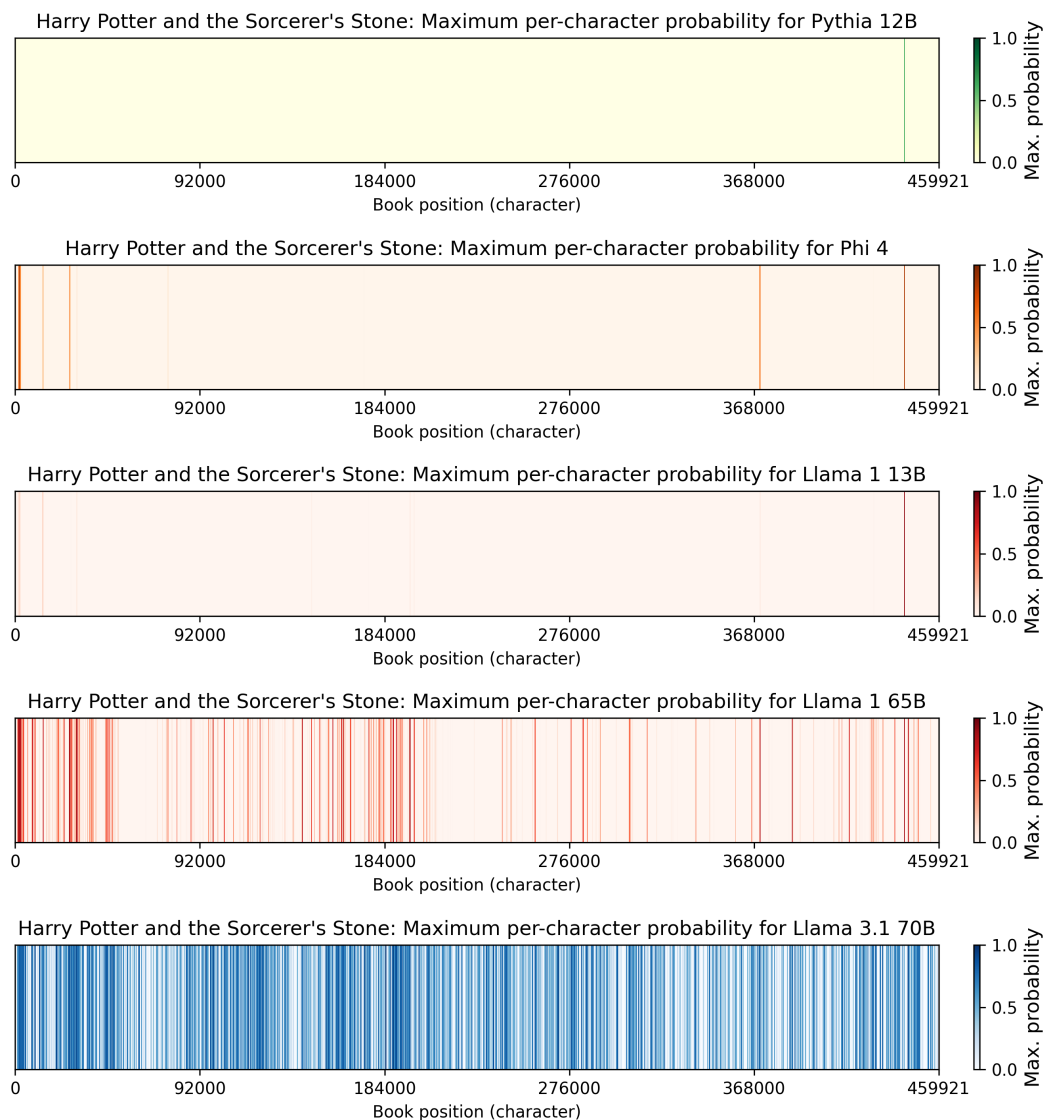


Figure 40: Heatmaps for each model, showing regions of extraction “hot-spots” according to location (character position) in the book. To highlight these regions, for overlapping examples in the sliding window, we find (and plot) the highest extraction probability at the particular character location. The goal here is to identify high-probability “hot-spots,” for which we further investigate the underlying examples in follow-up experiments.

G.1.13 The Future of the Internet and How to Stop It, Zittrain

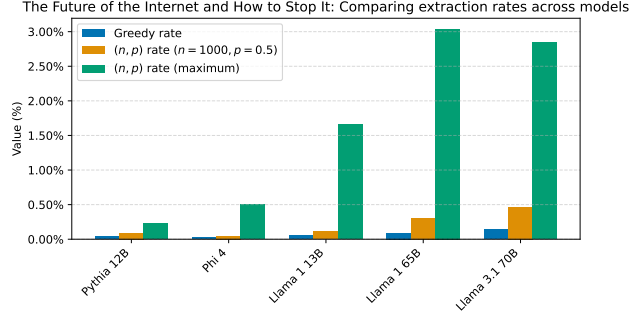


Figure 41: Comparing the greedy discoverable extraction rate, the extraction rate for a very conservative setting for (n, p) -discoverable extraction, and the maximum possible (n, p) -discoverable extraction rate across the five models we test with these experiments.

The Future of the Internet and How to Stop It						
Model	Greedy	$(n = 1000, p = 0.5)$	Max. (n, p)	$\% p_z > 1^{-6}$	$\% p_z > 0.01$	Runtime (hh:mm:ss)
Pythia 12B	0.04%	0.09%	0.23%	0.12%	0.07%	00:58:48.11
Phi 4 (14B)	0.02%	0.05%	0.50%	0.13%	0.03%	01:53:41.34
Llama 1 13B	0.05%	0.11%	1.66%	0.25%	0.06%	00:42:27.92
Llama 1 65B	0.09%	0.31%	3.04%	0.59%	0.19%	01:51:51.40
Llama 3.1 70B	0.14%	0.47%	2.85%	0.89%	0.30%	03:19:03.10

Table 18: Summary of extraction rates, proportion of examples where p_z is greater than the specified threshold, and experiment runtime.

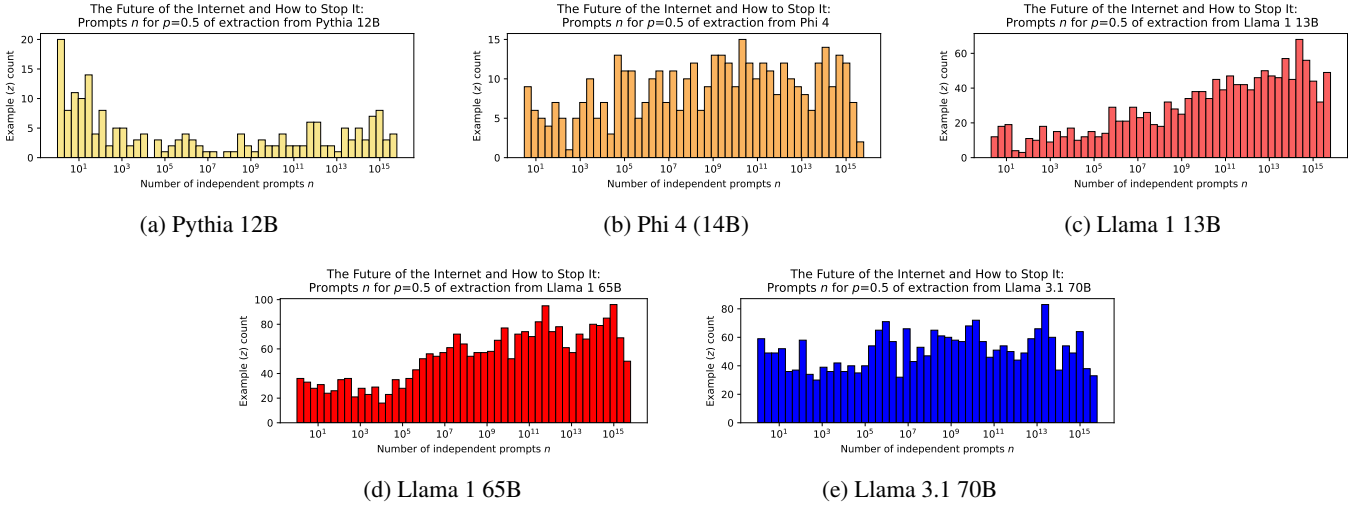


Figure 42: *The Future of the Internet and How to Stop It*, Zittrain [119]: Distributions over independent prompts n needed to extract examples z with $p \geq 0.5$ (i.e., the number of prompts needed such that there is at least a 50% chance the example will be extracted verbatim).

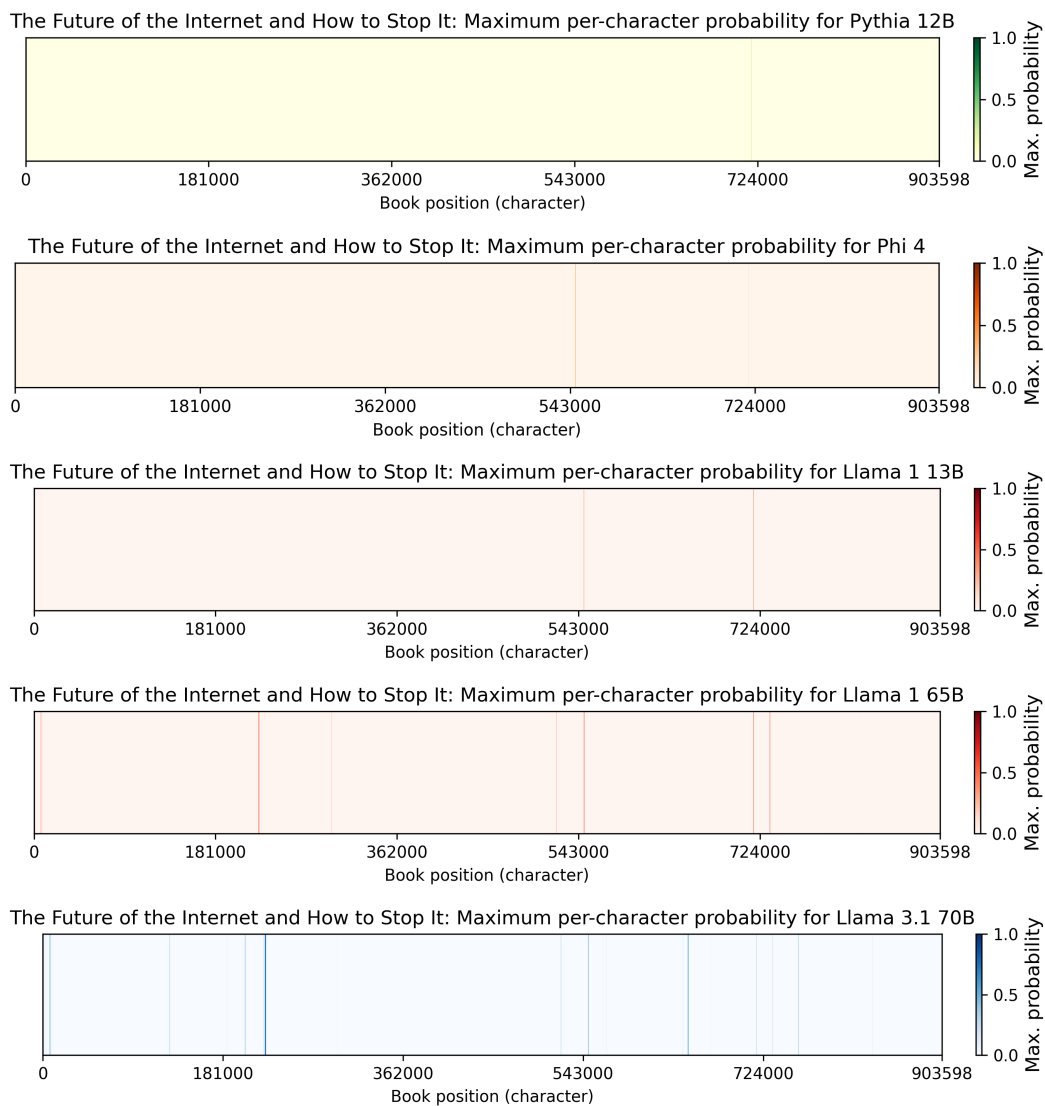


Figure 43: Heatmaps for each model, showing regions of extraction “hot-spots” according to location (character position) in the book. To highlight these regions, for overlapping examples in the sliding window, we find (and plot) the highest extraction probability at the particular character location. The goal here is to identify high-probability “hot-spots,” for which we further investigate the underlying examples in follow-up experiments.

G.1.14 *M. Butterfly*, Hwang

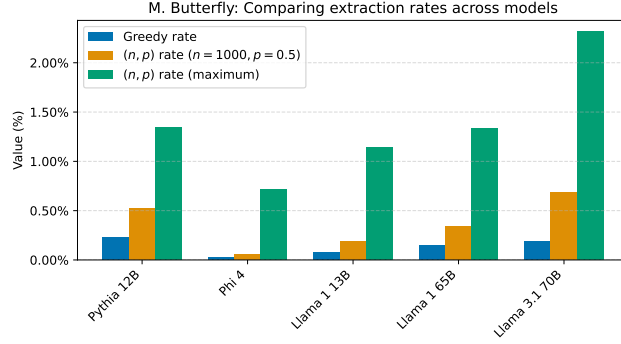


Figure 44: Comparing the greedy discoverable extraction rate, the extraction rate for a very conservative setting for (n, p) -discoverable extraction, and the maximum possible (n, p) -discoverable extraction rate across the five models we test with these experiments.

<i>M. Butterfly</i>						
Model	Greedy	$(n = 1000, p = 0.5)$	Max. (n, p)	$\% p_z > 1^{-6}$	$\% p_z > 0.01$	Runtime (hh:mm:ss)
Pythia 12B	0.23%	0.52%	1.34%	1.18%	0.37%	00:08:34.80
Phi 4 (14B)	0.02%	0.06%	0.71%	0.06%	0.06%	00:18:57.56
Llama 1 13B	0.07%	0.19%	1.14%	0.41%	0.12%	00:06:16.90
Llama 1 65B	0.15%	0.34%	1.34%	0.86%	0.21%	00:16:33.55
Llama 3.1 70B	0.19%	0.68%	2.31%	1.35%	0.34%	00:39:22.20

Table 19: Summary of extraction rates, proportion of examples where p_z is greater than the specified threshold, and experiment runtime.

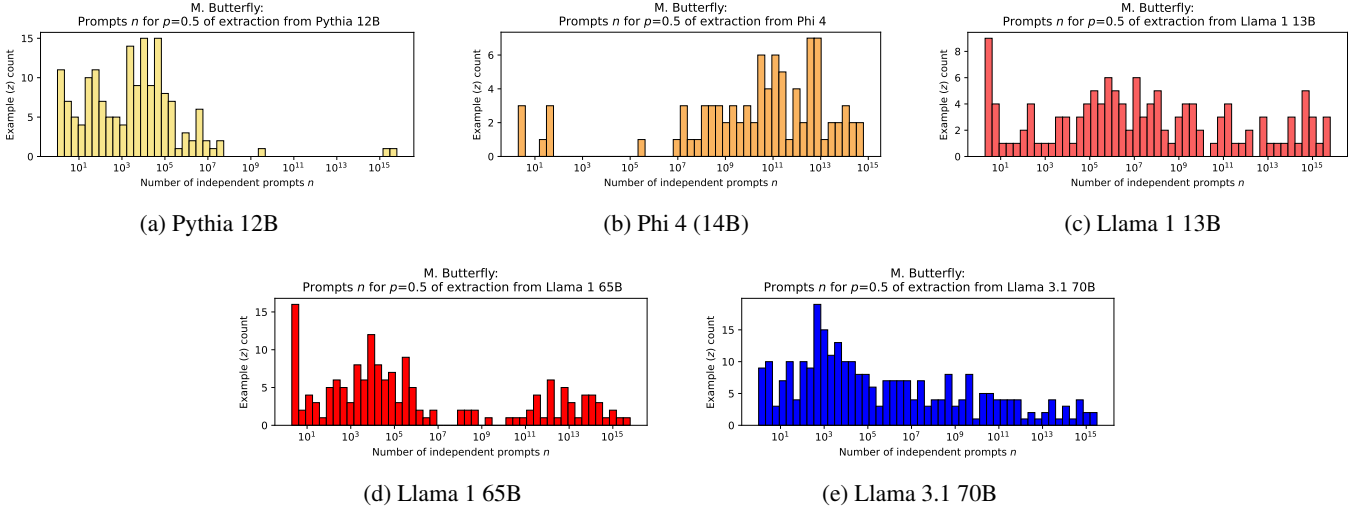


Figure 45: *M. Butterfly*, Hwang [57]: Distributions over independent prompts n needed to extract examples z with $p \geq 0.5$ (i.e., the number of prompts needed such that there is at least a 50% chance the example will be extracted verbatim).

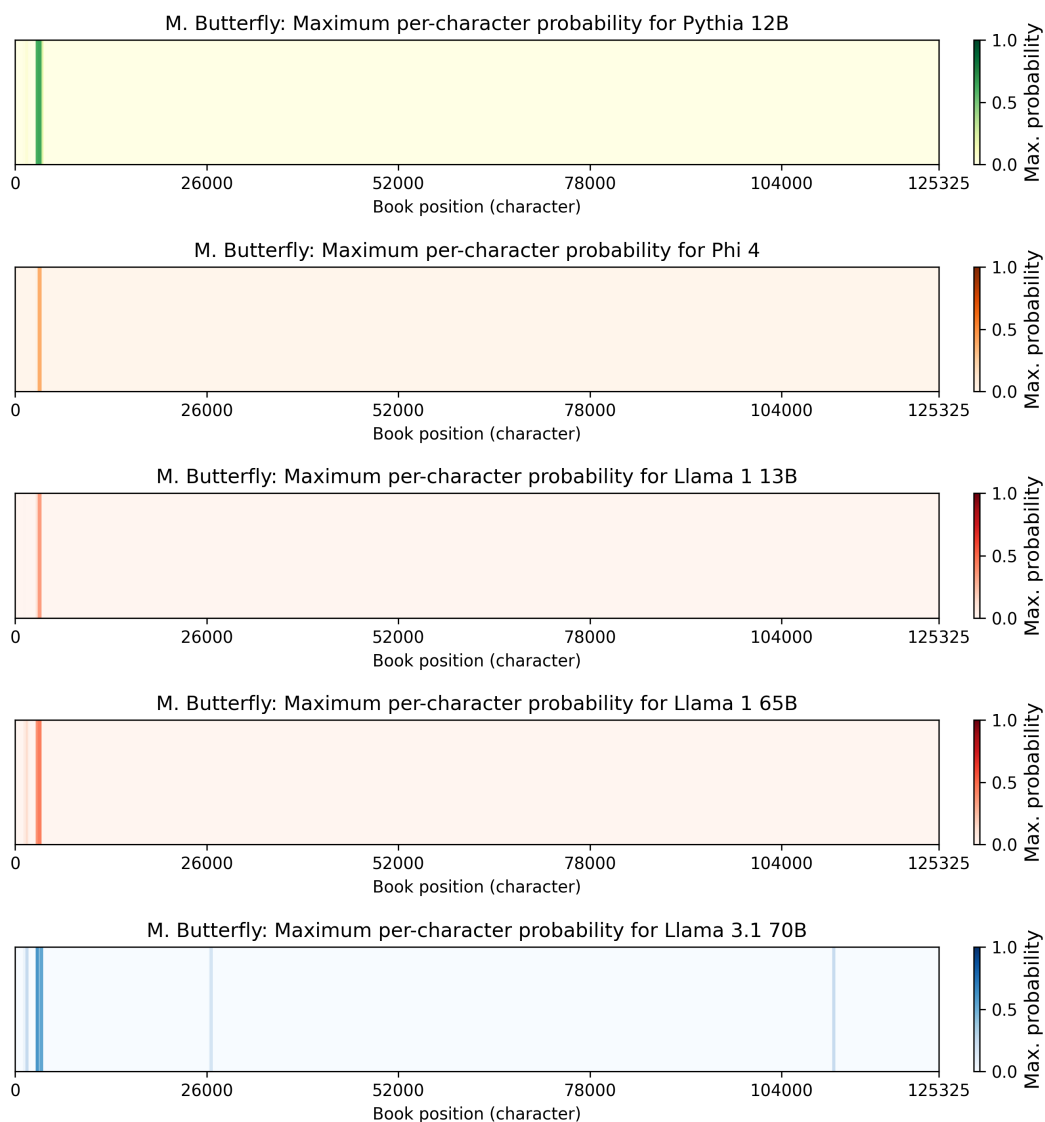


Figure 46: Heatmaps for each model, showing regions of extraction “hot-spots” according to location (character position) in the book. To highlight these regions, for overlapping examples in the sliding window, we find (and plot) the highest extraction probability at the particular character location. The goal here is to identify high-probability “hot-spots,” for which we further investigate the underlying examples in follow-up experiments.

G.1.15 No Visible Bruises, Snyder

All high-probability extracted sequences are at the end of the book. We omit heatmaps (which are mostly empty).

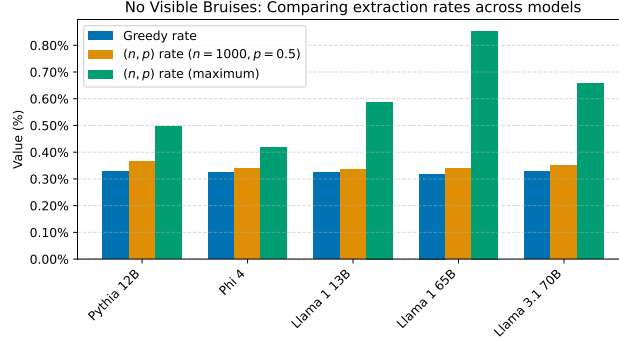


Figure 47: Comparing the greedy discoverable extraction rate, the extraction rate for a very conservative setting for (n, p) -discoverable extraction, and the maximum possible (n, p) -discoverable extraction rate across the five models we test with these experiments.

No Visible Bruises						
Model	Greedy	$(n = 1000, p = 0.5)$	Max. (n, p)	$\% p_z > 1^{-6}$	$\% p_z > 0.01$	Runtime (hh:mm:ss)
Pythia 12B	0.33%	0.36%	0.50%	0.44%	0.34%	00:49:33.08
Phi 4 (14B)	0.32%	0.34%	0.42%	0.36%	0.33%	01:36:16.77
Llama 1 13B	0.32%	0.34%	0.59%	0.38%	0.33%	00:33:52.32
Llama 1 65B	0.32%	0.34%	0.85%	0.86%	0.33%	01:30:24.99
Llama 3.1 70B	0.33%	0.35%	0.66%	0.34%	0.40%	02:41:25.61

Table 20: Summary of extraction rates, proportion of examples where p_z is greater than the specified threshold, and experiment runtime.

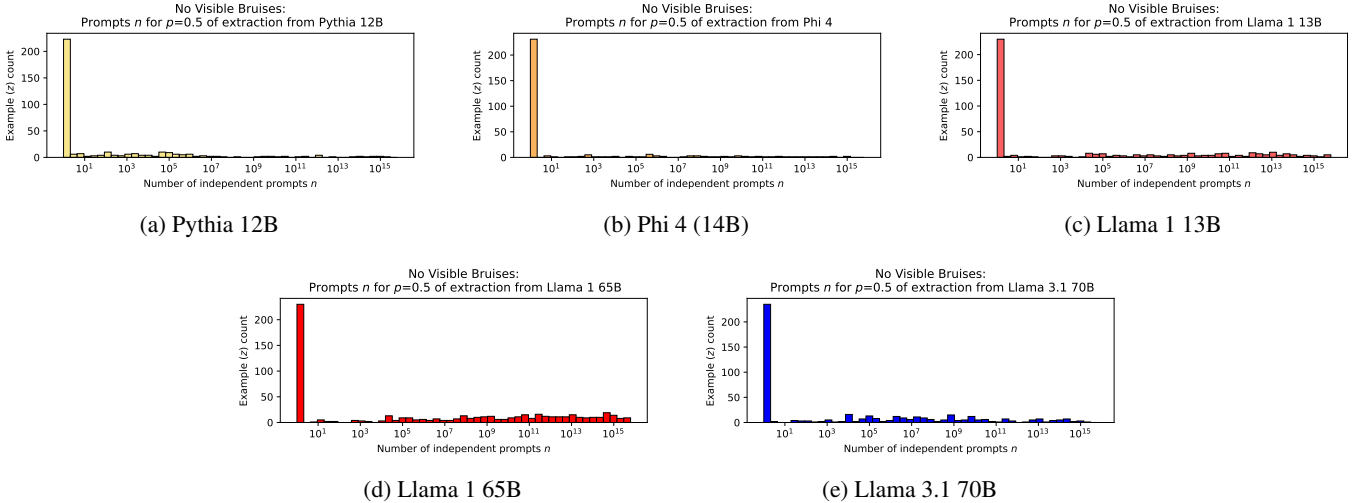


Figure 48: *No Visible Bruises*, Snyder [98]: Distributions over independent prompts n needed to extract examples z with $p \geq 0.5$ (i.e., the number of prompts needed such that there is at least a 50% chance the example will be extracted verbatim).

G.1.16 Sandman Slim, Kadrey

All high-probability extracted sequences are at the end of the book. We omit heatmaps (which are mostly empty).

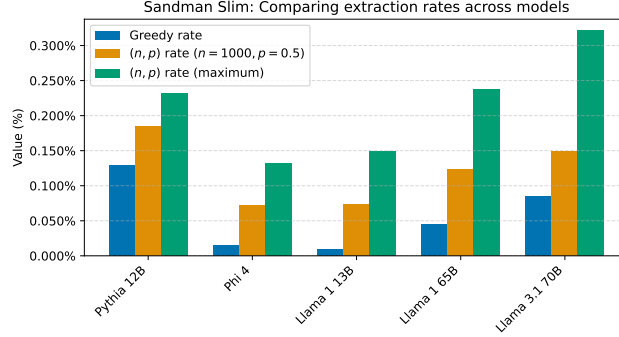


Figure 49: Comparing the greedy discoverable extraction rate, the extraction rate for a very conservative setting for (n, p) -discoverable extraction, and the maximum possible (n, p) -discoverable extraction rate across the five models we test with these experiments.

<i>Sandman Slim</i>						
Model	Greedy	$(n = 1000, p = 0.5)$	Max. (n, p)	$\% p_z > 1^{-6}$	$\% p_z > 0.01$	Runtime (hh:mm:ss)
Pythia 12B	0.13%	0.18%	0.23%	0.21%	0.17%	00:35:55.95
Phi 4 (14B)	0.02%	0.07%	0.13%	0.11%	0.04%	01:09:51.93
Llama 1 13B	0.01%	0.07%	0.15%	0.12%	0.05%	00:25:07.35
Llama 1 65B	0.05%	0.12%	0.24%	0.14%	0.08%	01:07:04.32
Llama 3.1 70B	0.08%	0.15%	0.32%	0.20%	0.12%	02:01:05.49

Table 21: Summary of extraction rates, proportion of examples where p_z is greater than the specified threshold, and experiment runtime.

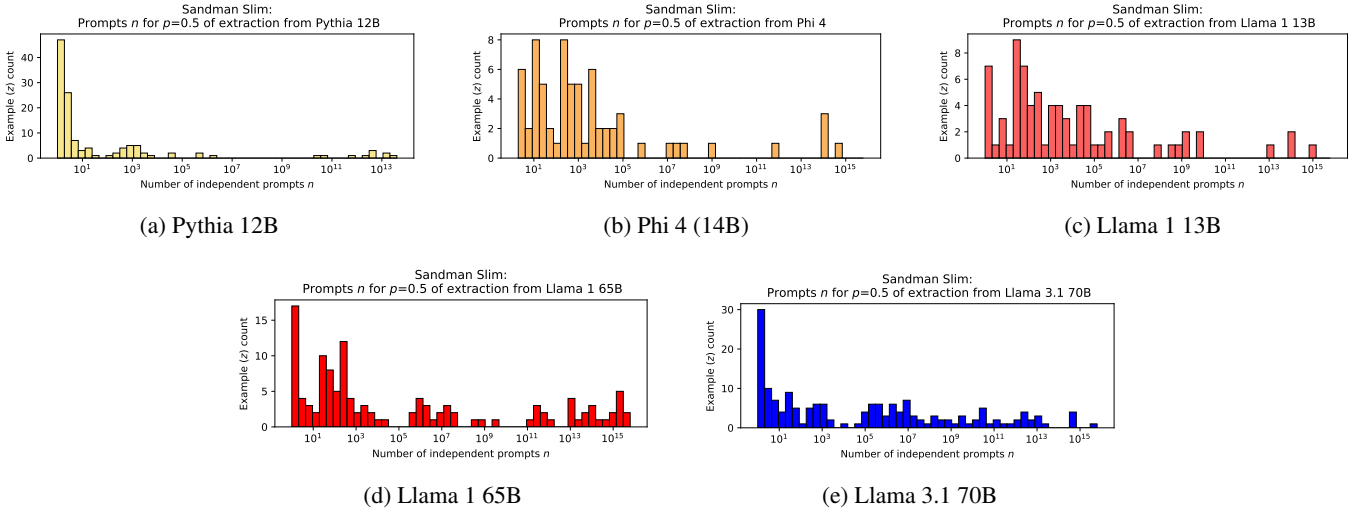


Figure 50: *Sandman Slim*, Kadrey [62]: Distributions over independent prompts n needed to extract examples z with $p \geq 0.5$ (i.e., the number of prompts needed such that there is at least a 50% chance the example will be extracted verbatim).

G.1.17 *Sunburn*, Lippman

All high-probability extracted sequences are at the end of the book or the beginning of the book. We omit heatmaps (which are mostly empty).

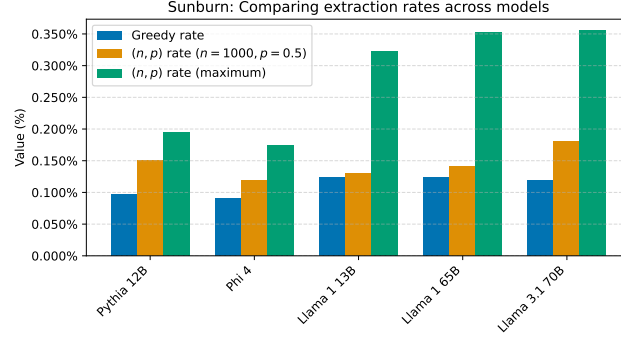


Figure 51: Comparing the greedy discoverable extraction rate, the extraction rate for a very conservative setting for (n, p) -discoverable extraction, and the maximum possible (n, p) -discoverable extraction rate across the five models we test with these experiments.

<i>Sunburn</i>						
Model	Greedy	$(n = 1000, p = 0.5)$	Max. (n, p)	$\% p_z > 1^{-6}$	$\% p_z > 0.01$	Runtime (hh:mm:ss)
Pythia 12B	0.10%	0.15%	0.20%	0.15%	0.13%	00:14:07.97
Phi 4 (14B)	0.09%	0.12%	0.17%	0.14%	0.11%	00:24:21.27
Llama 1 13B	0.12%	0.13%	0.32%	0.16%	0.13%	00:13:09.52
Llama 1 65B	0.12%	0.14%	0.35%	0.22%	0.13%	00:47:04.89
Llama 3.1 70B	0.12%	0.18%	0.29%	0.15%	0.20%	01:12:51.61

Table 22: Summary of extraction rates, proportion of examples where p_z is greater than the specified threshold, and experiment runtime.

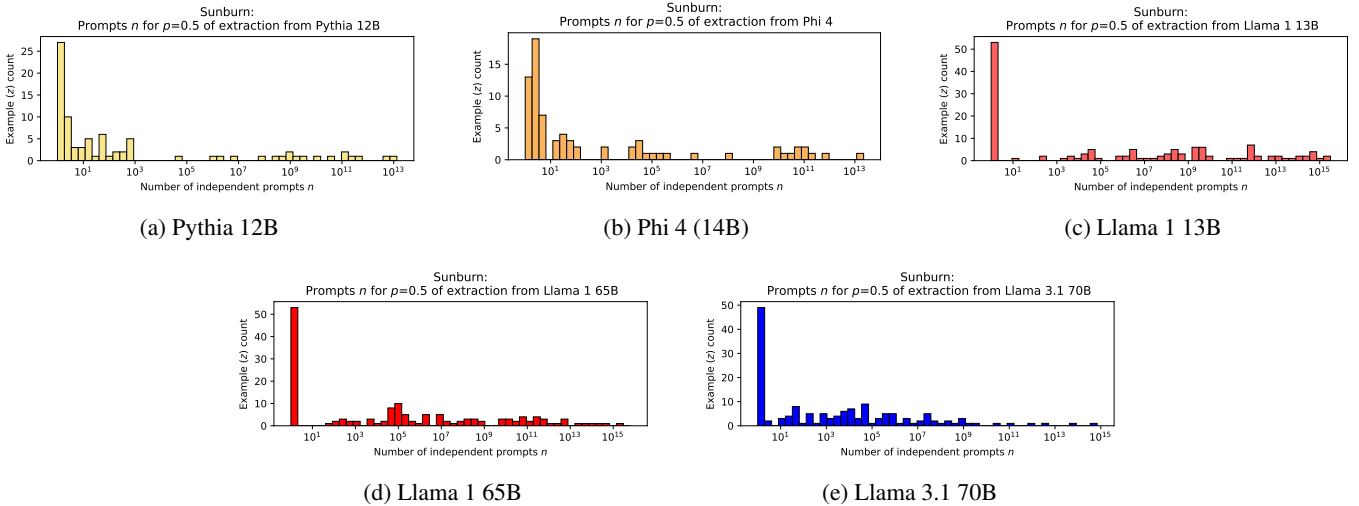


Figure 52: *Sunburn*, Lippman [76]: Distributions over independent prompts n needed to extract examples z with $p \geq 0.5$ (i.e., the number of prompts needed such that there is at least a 50% chance the example will be extracted verbatim).

G.1.18 The Beautiful Struggle, Coates

All high-probability extracted sequences are at the end of the book or the beginning of the book. We omit heatmaps (which are mostly empty).

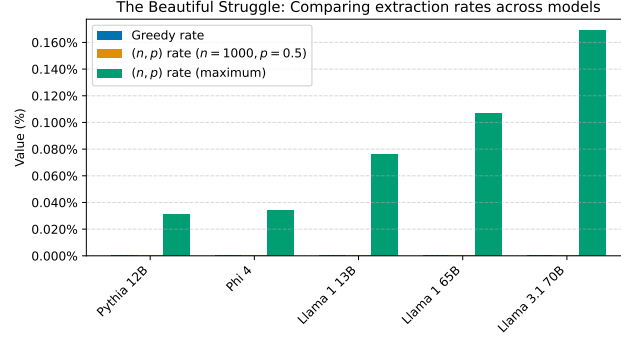


Figure 53: Comparing the greedy discoverable extraction rate, the extraction rate for a very conservative setting for (n, p) -discoverable extraction, and the maximum possible (n, p) -discoverable extraction rate across the five models we test with these experiments.

<i>The Beautiful Struggle</i>						
Model	Greedy	$(n = 1000, p = 0.5)$	Max. (n, p)	$\% p_z > 1^{-6}$	$\% p_z > 0.01$	Runtime (hh:mm:ss)
Pythia 12B	0.00%	0.00%	0.03%	0.01%	0.00%	00:19:22.45
Phi 4 (14B)	0.00%	0.00%	0.03%	0.00%	0.00%	00:39:00.05
Llama 1 13B	0.00%	0.00%	0.08%	0.00%	0.00%	00:13:44.55
Llama 1 65B	0.00%	0.00%	0.11%	0.01%	0.00%	00:37:14.86
Llama 3.1 70B	0.00%	0.00%	0.17%	0.02%	0.00%	01:14:04.44

Table 23: Summary of extraction rates, proportion of examples where p_z is greater than the specified threshold, and experiment runtime.

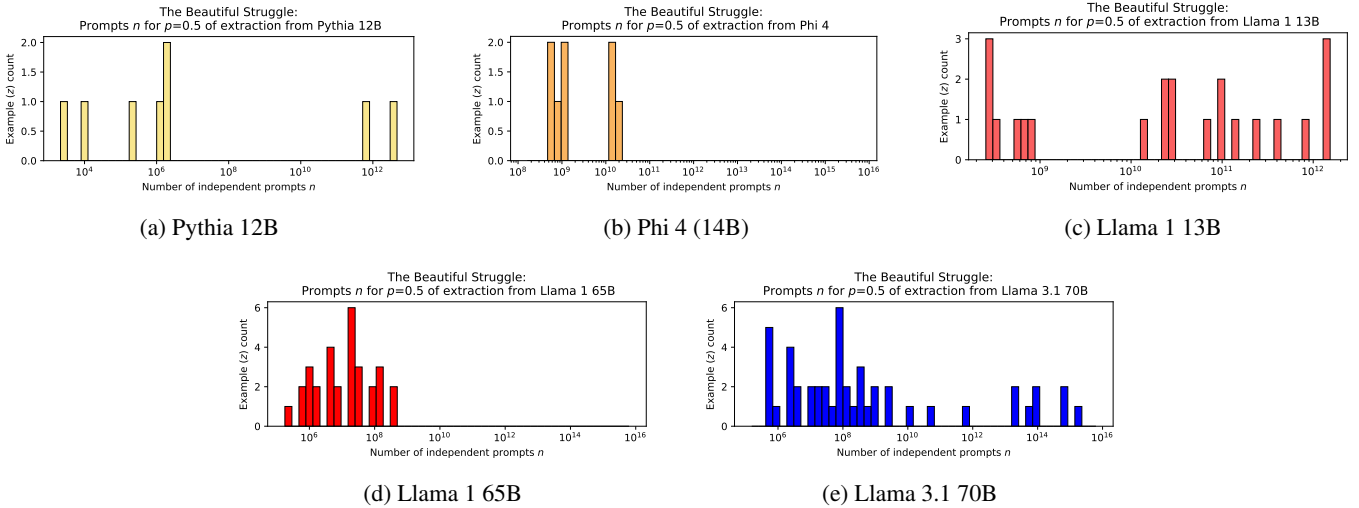


Figure 54: *The Beautiful Struggle*, Coates [22]: Distributions over independent prompts n needed to extract examples z with $p \geq 0.5$ (i.e., the number of prompts needed such that there is at least a 50% chance the example will be extracted verbatim).

G.1.19 The Bedwetter, Silverman

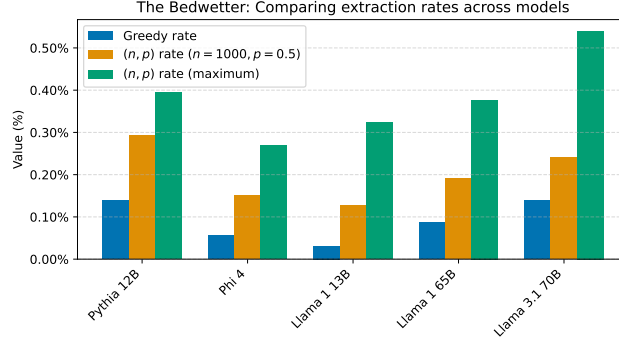


Figure 55: Comparing the greedy discoverable extraction rate, the extraction rate for a very conservative setting for (n, p) -discoverable extraction, and the maximum possible (n, p) -discoverable extraction rate across the five models we test with these experiments.

<i>The Bedwetter</i>						
Model	Greedy	$(n = 1000, p = 0.5)$	Max. (n, p)	$\% p_z > 1^{-6}$	$\% p_z > 0.01$	Runtime (hh:mm:ss)
Pythia 12B	0.14%	0.29%	0.39%	0.35%	0.21%	00:21:15.89
Phi 4 (14B)	0.06%	0.15%	0.27%	0.23%	0.10%	00:43:03.81
Llama 1 13B	0.03%	0.13%	0.32%	0.24%	0.09%	00:15:56.30
Llama 1 65B	0.09%	0.19%	0.38%	0.27%	0.15%	00:41:15.11
Llama 3.1 70B	0.14%	0.24%	0.54%	0.32%	0.23%	01:23:01.61

Table 24: Summary of extraction rates, proportion of examples where p_z is greater than the specified threshold, and experiment runtime.

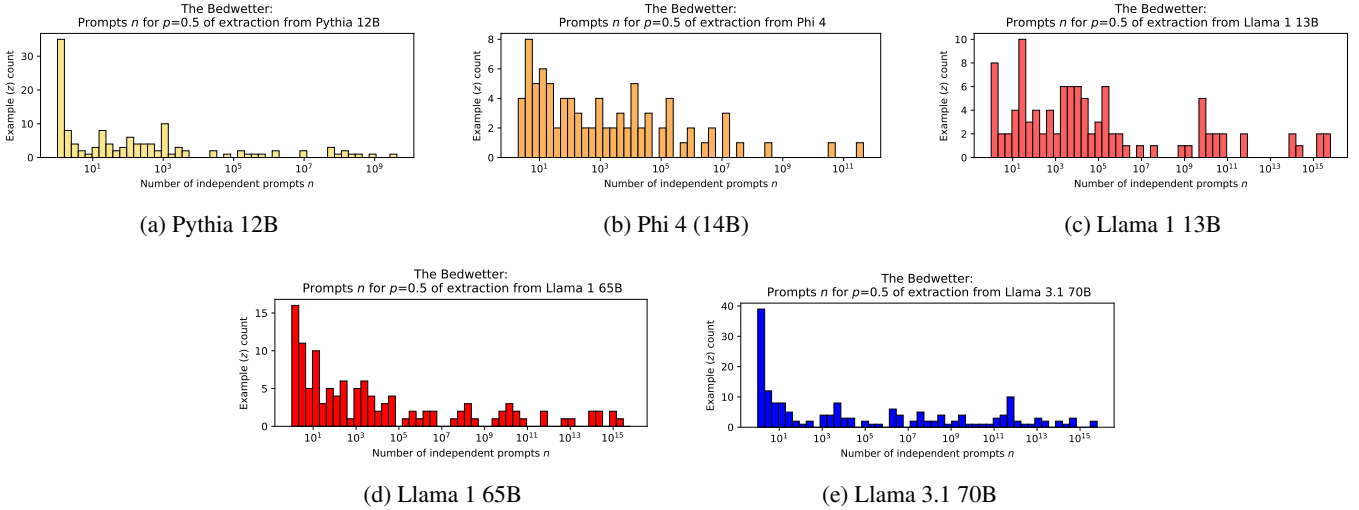


Figure 56: *The Bedwetter*, Silverman [97]: Distributions over independent prompts n needed to extract examples z with $p \geq 0.5$ (i.e., the number of prompts needed such that there is at least a 50% chance the example will be extracted verbatim).

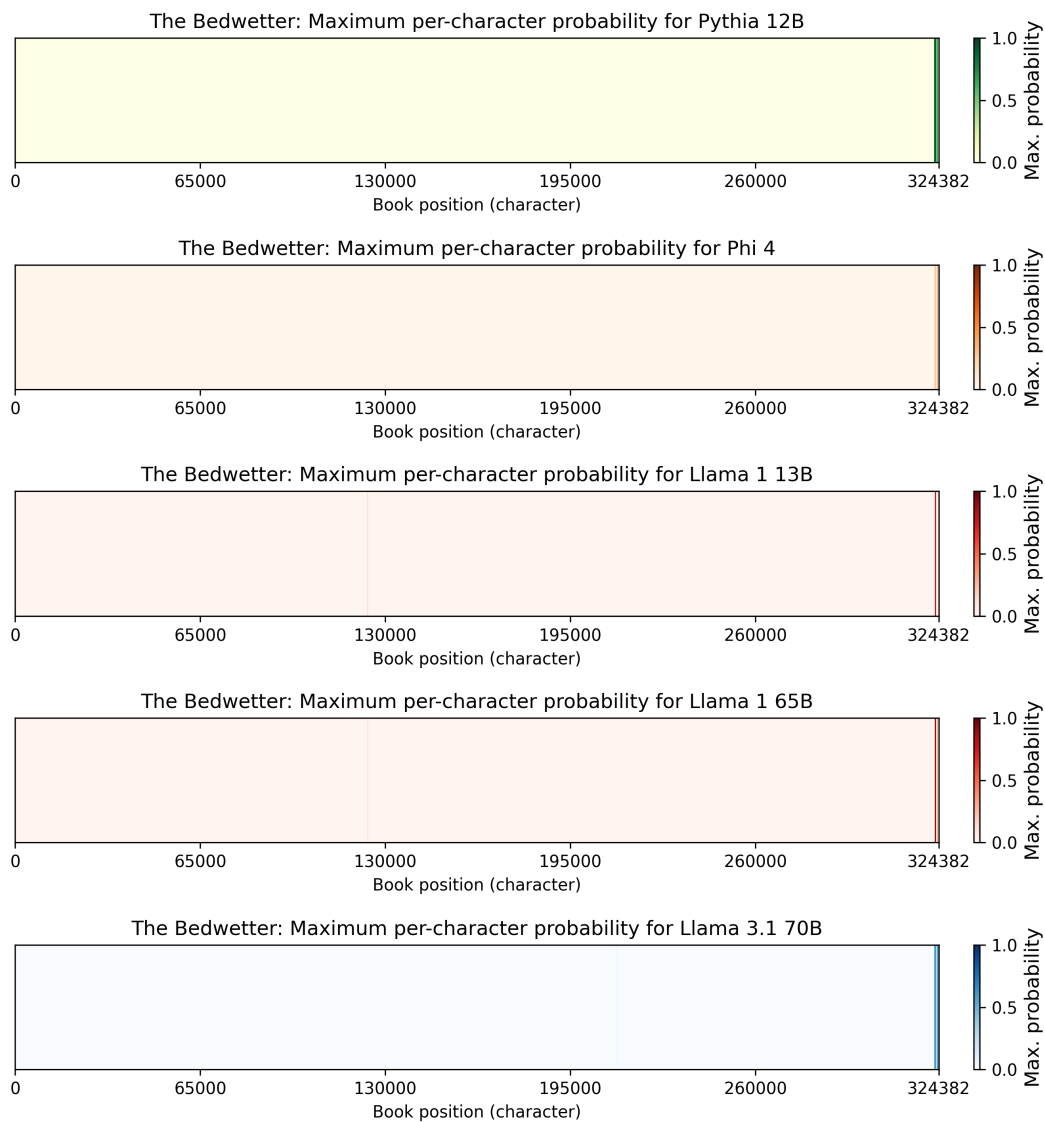


Figure 57: Heatmaps for each model, showing regions of extraction “hot-spots” according to location (character position) in the book. To highlight these regions, for overlapping examples in the sliding window, we find (and plot) the highest extraction probability at the particular character location. The goal here is to identify high-probability “hot-spots,” for which we further investigate the underlying examples in follow-up experiments.

G.1.20 The Brief Wondrous Life of Oscar Wao, Díaz

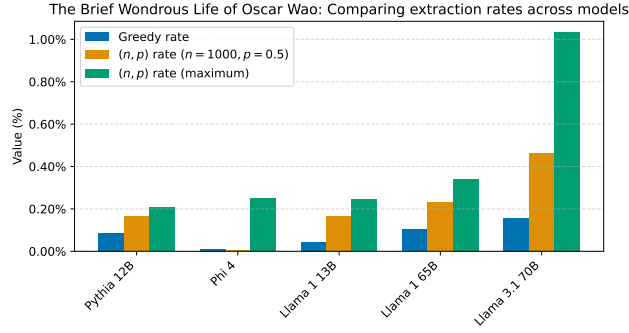


Figure 58: Comparing the greedy discoverable extraction rate, the extraction rate for a very conservative setting for (n, p) -discoverable extraction, and the maximum possible (n, p) -discoverable extraction rate across the five models we test with these experiments.

The Brief Wondrous Life of Oscar Wao						
Model	Greedy	$(n = 1000, p = 0.5)$	Max. (n, p)	$\% p_z > 1^{-6}$	$\% p_z > 0.01$	Runtime (hh:mm:ss)
Pythia 12B	0.09%	0.16%	0.21%	0.18%	0.13%	00:17:12.42
Phi 4 (14B)	0.01%	0.00%	0.25%	0.05%	0.00%	00:27:47.94
Llama 1 13B	0.04%	0.17%	0.25%	0.20%	0.11%	00:16:17.08
Llama 1 65B	0.10%	0.23%	0.34%	0.29%	0.18%	00:55:33.06
Llama 3.1 70B	0.16%	0.46%	1.03%	0.64%	0.34%	01:26:55.34

Table 25: Summary of extraction rates, proportion of examples where p_z is greater than the specified threshold, and experiment runtime.

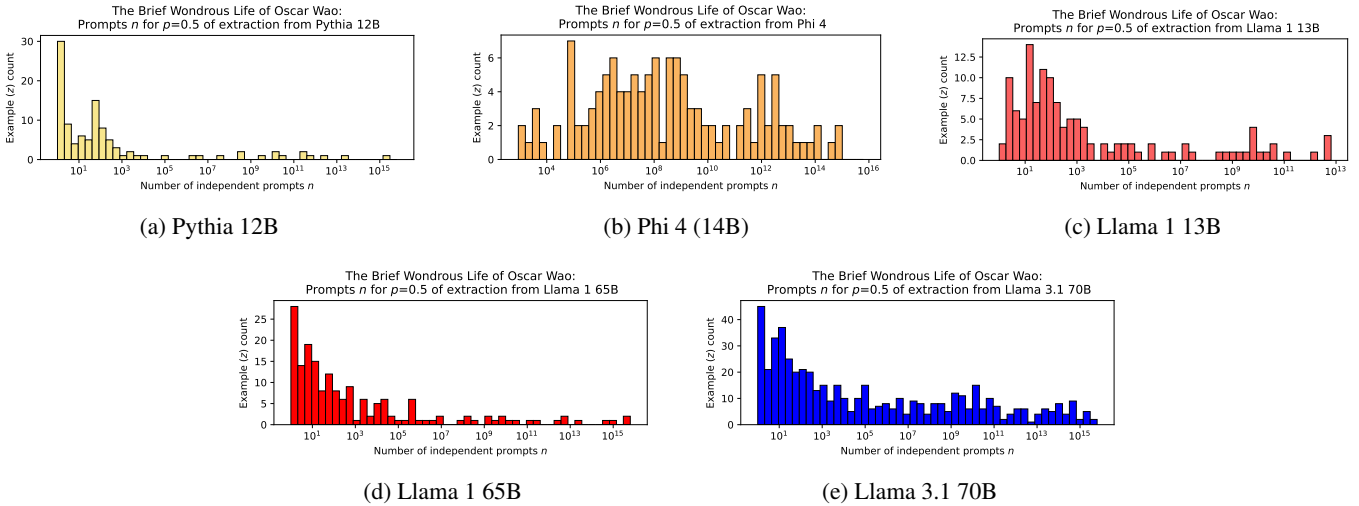


Figure 59: *The Brief Wondrous Life of Oscar Wao*, Díaz [36]: Distributions over independent prompts n needed to extract examples z with $p \geq 0.5$ (i.e., the number of prompts needed such that there is at least a 50% chance the example will be extracted verbatim).




Figure 60: Heatmaps for each model, showing regions of extraction “hot-spots” according to location (character position) in the book. To highlight these regions, for overlapping examples in the sliding window, we find (and plot) the highest extraction probability at the particular character location. The goal here is to identify high-probability “hot-spots,” for which we further investigate the underlying examples in follow-up experiments.

G.1.21 The Confessions of Max Tivoli, Greer

All high-probability extracted sequences are at the end of the book. We omit heatmaps (which are mostly empty).

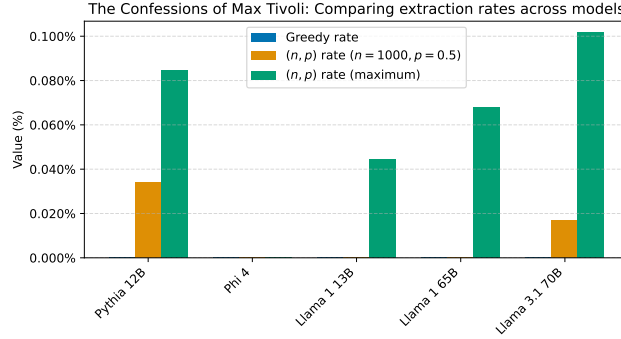
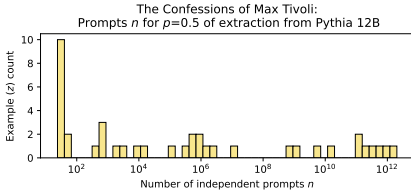


Figure 61: Comparing the greedy discoverable extraction rate, the extraction rate for a very conservative setting for (n, p) -discoverable extraction, and the maximum possible (n, p) -discoverable extraction rate across the five models we test with these experiments.

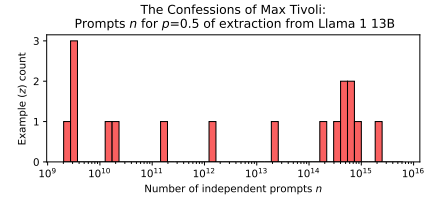
The Confessions of Max Tivoli						
Model	Greedy	$(n = 1000, p = 0.5)$	Max. (n, p)	$\% p_z > 1^{-6}$	$\% p_z > 0.01$	Runtime (hh:mm:ss)
Pythia 12B	0.00%	0.03%	0.08%	0.05%	0.03%	00:31:23.50
Phi 4 (14B)	0.00%	0.00%	0.00%	0.00%	0.00%	01:03:00.43
Llama 1 13B	0.00%	0.00%	0.04%	0.00%	0.00%	00:22:51.88
Llama 1 65B	0.00%	0.00%	0.07%	0.00%	0.00%	00:59:47.86
Llama 3.1 70B	0.00%	0.02%	0.10%	0.03%	0.00%	01:53:00.62

Table 26: Summary of extraction rates, proportion of examples where p_z is greater than the specified threshold, and experiment runtime.

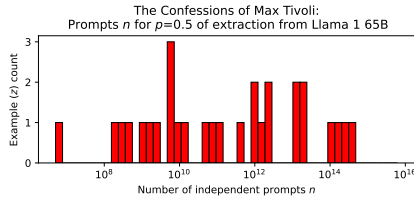


(a) Pythia 12B

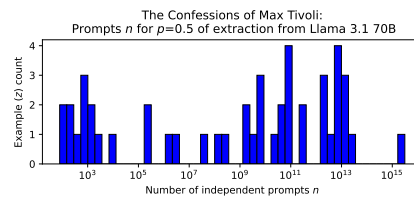
Not plottable
(n too large for non-zero p_z $p = 0.5$)



(c) Llama 1 13B



(d) Llama 1 65B



(e) Llama 3.1 70B

Figure 62: *The Confessions of Max Tivoli*, Greer [53]: Distributions over independent prompts n needed to extract examples z with $p \geq 0.5$ (i.e., the number of prompts needed such that there is at least a 50% chance the example will be extracted verbatim).

G.1.22 The Great Gatsby, Fitzgerald

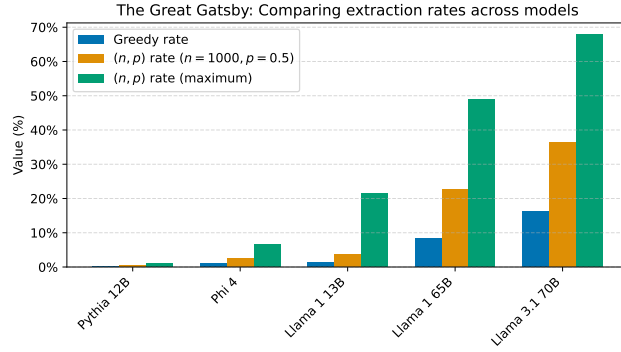


Figure 63: Comparing the greedy discoverable extraction rate, the extraction rate for a very conservative setting for (n, p) -discoverable extraction, and the maximum possible (n, p) -discoverable extraction rate across the five models we test with these experiments.

The Great Gatsby						
Model	Greedy	$(n = 1000, p = 0.5)$	Max. (n, p)	$\% p_z > 1^{-6}$	$\% p_z > 0.01$	Runtime (hh:mm:ss)
Pythia 12B	0.16%	0.39%	0.91%	0.56%	0.20%	00:20:05.24
Phi 4 (14B)	1.00%	2.58%	6.68%	4.32%	1.78%	00:36:12.82
Llama 1 13B	1.33%	3.53%	21.53%	7.35%	2.02%	00:13:07.86
Llama 1 65B	8.22%	22.53%	48.99%	34.42%	15.86%	00:34:03.40
Llama 3.1 70B	16.23%	36.46%	67.86%	51.46%	27.85%	01:09:34.42

Table 27: Summary of extraction rates, proportion of examples where p_z is greater than the specified threshold, and experiment runtime.

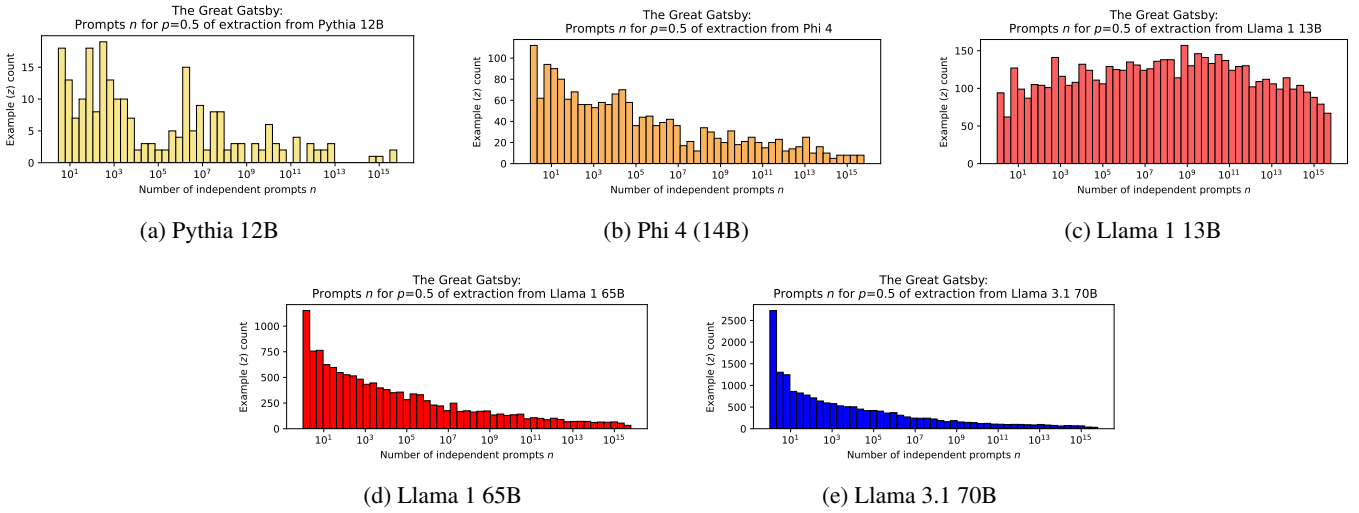


Figure 64: *The Great Gatsby*, Fitzgerald [43]: Distributions over independent prompts n needed to extract examples z with $p \geq 0.5$ (i.e., the number of prompts needed such that there is at least a 50% chance the example will be extracted verbatim).

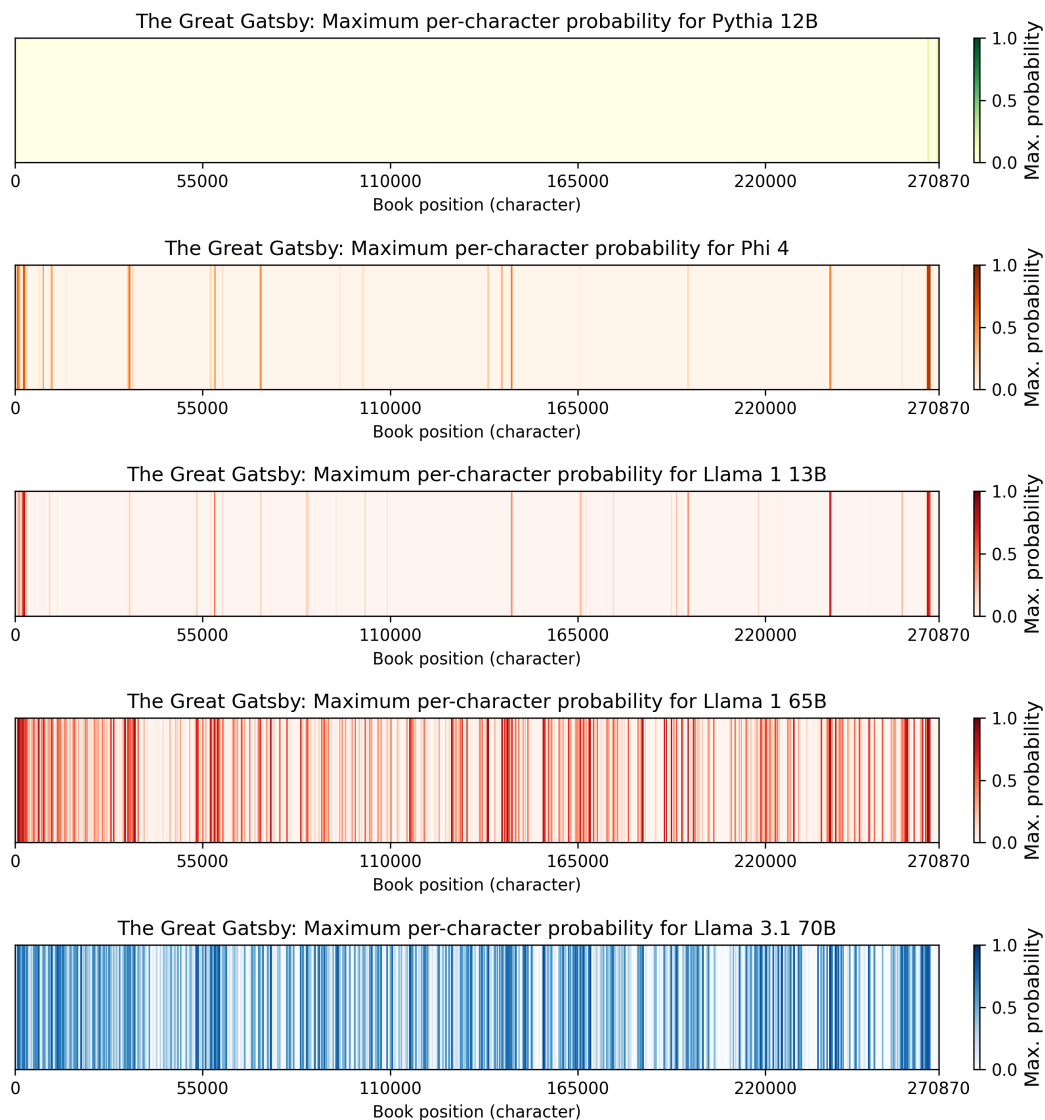


Figure 65: Heatmaps for each model, showing regions of extraction “hot-spots” according to location (character position) in the book. To highlight these regions, for overlapping examples in the sliding window, we find (and plot) the highest extraction probability at the particular character location. The goal here is to identify high-probability “hot-spots,” for which we further investigate the underlying examples in follow-up experiments.

G.1.23 The Hobbit, Tolkien

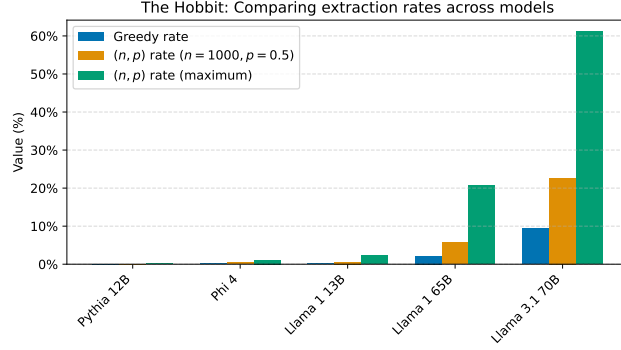


Figure 66: Comparing the greedy discoverable extraction rate, the extraction rate for a very conservative setting for (n, p) -discoverable extraction, and the maximum possible (n, p) -discoverable extraction rate across the five models we test with these experiments.

<i>The Hobbit</i>						
Model	Greedy	$(n = 1000, p = 0.5)$	Max. (n, p)	$\% p_z > 1^{-6}$	$\% p_z > 0.01$	Runtime (hh:mm:ss)
Pythia 12B	0.01%	0.01%	0.21%	0.05%	0.01%	00:34:20.87
Phi 4 (14B)	0.20%	0.40%	1.09%	0.65%	0.28%	01:08:05.60
Llama 1 13B	0.24%	0.63%	2.27%	1.01%	0.39%	00:25:50.33
Llama 1 65B	2.18%	5.66%	20.67%	10.07%	3.64%	01:05:58.13
Llama 3.1 70B	9.42%	22.70%	61.10%	36.26%	16.37%	01:57:10.45

Table 28: Summary of extraction rates, proportion of examples where p_z is greater than the specified threshold, and experiment runtime.

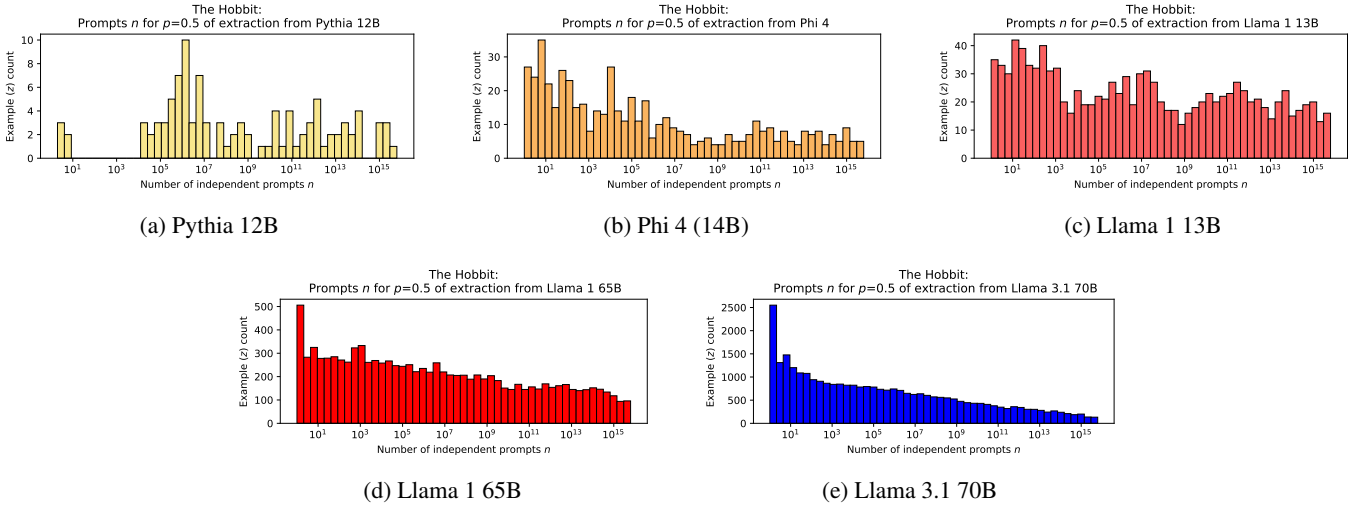


Figure 67: *The Hobbit*, Tolkien [106]: Distributions over independent prompts n needed to extract examples z with $p \geq 0.5$ (i.e., the number of prompts needed such that there is at least a 50% chance the example will be extracted verbatim).

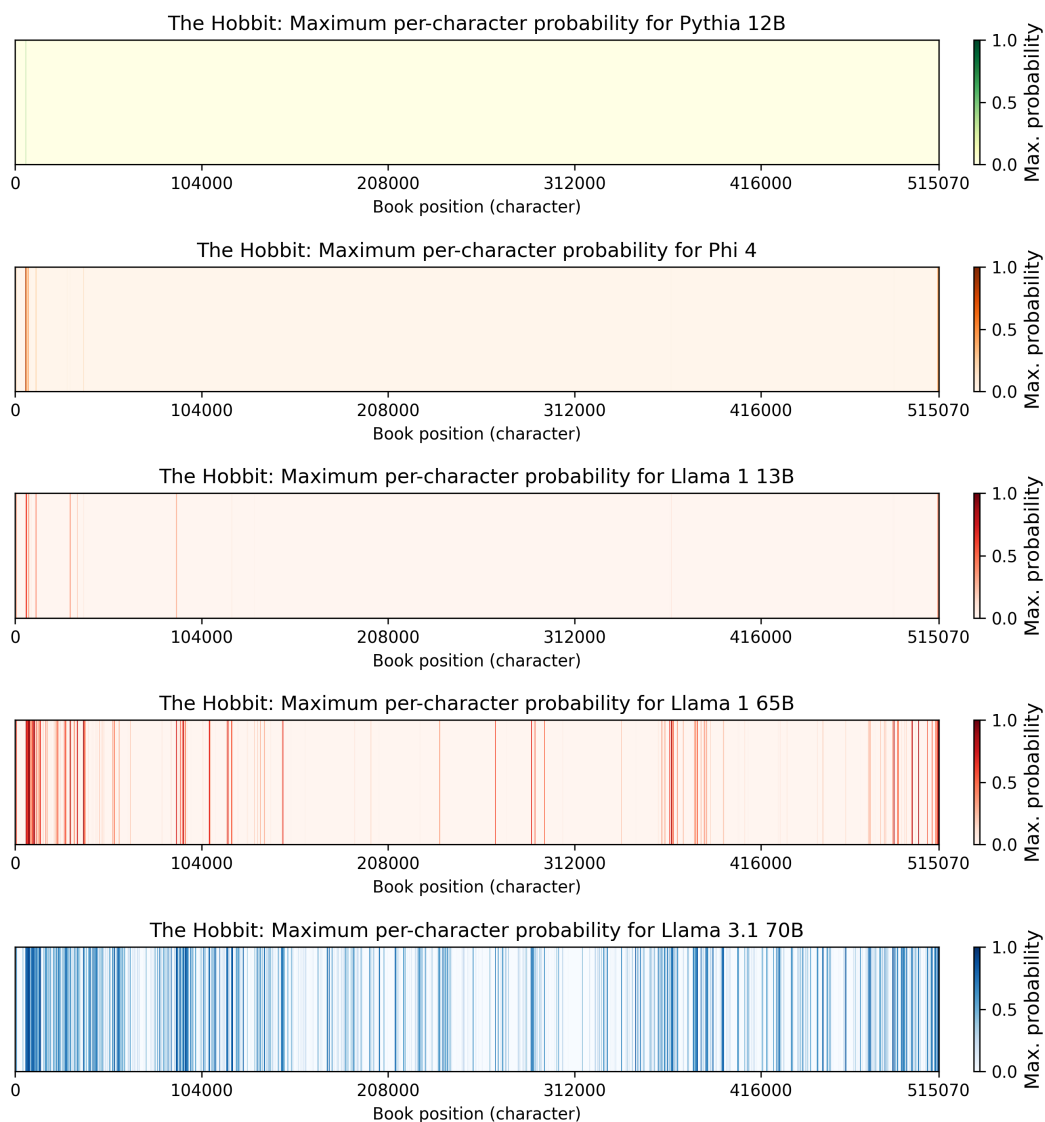


Figure 68: Heatmaps for each model, showing regions of extraction “hot-spots” according to location (character position) in the book. To highlight these regions, for overlapping examples in the sliding window, we find (and plot) the highest extraction probability at the particular character location. The goal here is to identify high-probability “hot-spots,” for which we further investigate the underlying examples in follow-up experiments.

G.1.24 The Making of a Mediterranean Emirate, Rouighi

All high-probability extracted sequences are at the end of the book. We omit heatmaps (which are mostly empty). This book has a relatively large number of medium to low probability extractable sequences (and thus, while a low ($n = 1000, p = 0.5$)-discoverable extraction rate, there is a high maximum (n, p) extraction rate. This is also visible in Figure 70, where there is mass for each distribution for high n (while little mass, relatively, for low n , except for the sequences that are high probability at the end of the book). We investigate this further for individual sequences. See Appendix I.

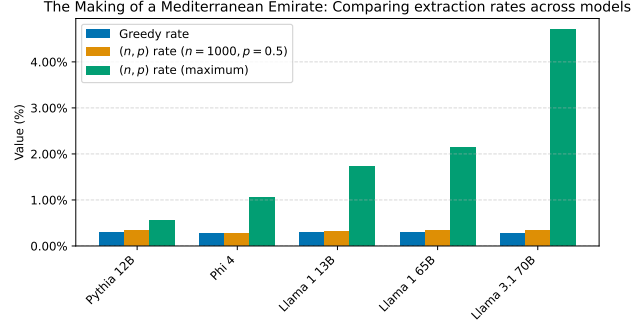


Figure 69: Comparing the greedy discoverable extraction rate, the extraction rate for a very conservative setting for (n, p) -discoverable extraction, and the maximum possible (n, p) -discoverable extraction rate across the five models we test with these experiments.

The Making of a Mediterranean Emirate						
Model	Greedy	$(n = 1000, p = 0.5)$	Max. (n, p)	$\% p_z > 1^{-6}$	$\% p_z > 0.01$	Runtime (hh:mm:ss)
Pythia 12B	0.29%	0.33%	0.55%	0.37%	0.31%	00:18:22.98
Phi 4 (14B)	0.28%	0.28%	1.06%	0.31%	0.28%	00:32:12.37
Llama 1 13B	0.30%	0.32%	1.73%	0.37%	0.31%	00:18:48.93
Llama 1 65B	0.30%	0.33%	2.14%	0.46%	0.30%	01:03:15.78
Llama 3.1 70B	0.28%	0.35%	4.71%	0.82%	0.31%	01:35:12.01

Table 29: Summary of extraction rates, proportion of examples where p_z is greater than the specified threshold, and experiment runtime.

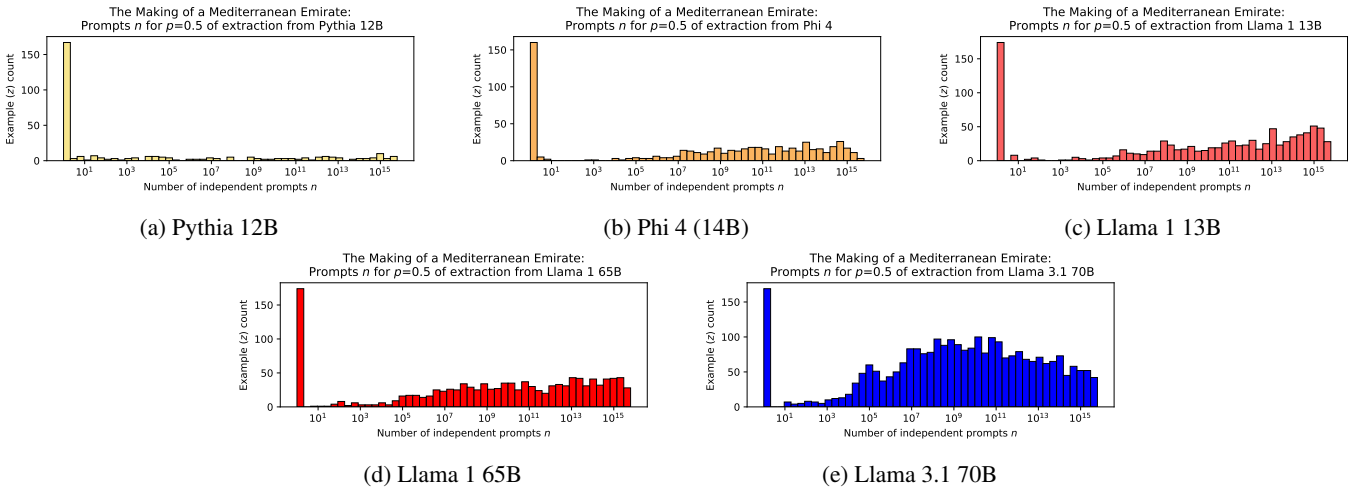


Figure 70: *The Making of a Mediterranean Emirate*, Rouighi [87]: Distributions over independent prompts n needed to extract examples z with $p \geq 0.5$ (i.e., the number of prompts needed such that there is at least a 50% chance the example will be extracted verbatim).

G.1.25 The Myth of Sisyphus, Camus

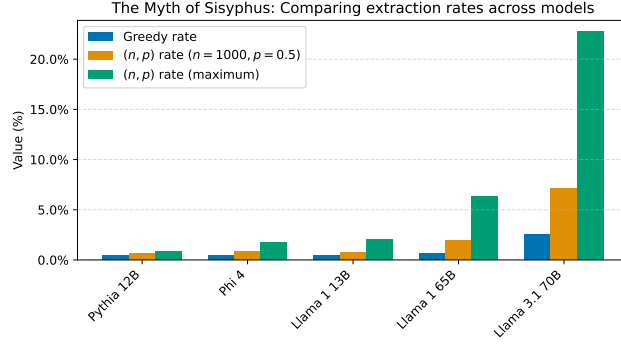


Figure 71: Comparing the greedy discoverable extraction rate, the extraction rate for a very conservative setting for (n, p) -discoverable extraction, and the maximum possible (n, p) -discoverable extraction rate across the five models we test with these experiments.

The Myth of Sisyphus						
Model	Greedy	$(n = 1000, p = 0.5)$	Max. (n, p)	$\% p_z > 1^{-6}$	$\% p_z > 0.01$	Runtime (hh:mm:ss)
Pythia 12B	0.45%	0.65%	0.81%	0.60%	0.69%	00:10:47.48
Phi 4 (14B)	0.47%	0.81%	1.76%	0.67%	1.12%	00:22:30.60
Llama 1 13B	0.48%	0.79%	2.03%	0.59%	1.16%	00:11:17.22
Llama 1 65B	0.68%	1.92%	6.30%	1.22%	3.12%	00:38:00.27
Llama 3.1 70B	2.52%	7.13%	22.72%	4.84%	12.22%	01:05:39.22

Table 30: Summary of extraction rates, proportion of examples where p_z is greater than the specified threshold, and experiment runtime.

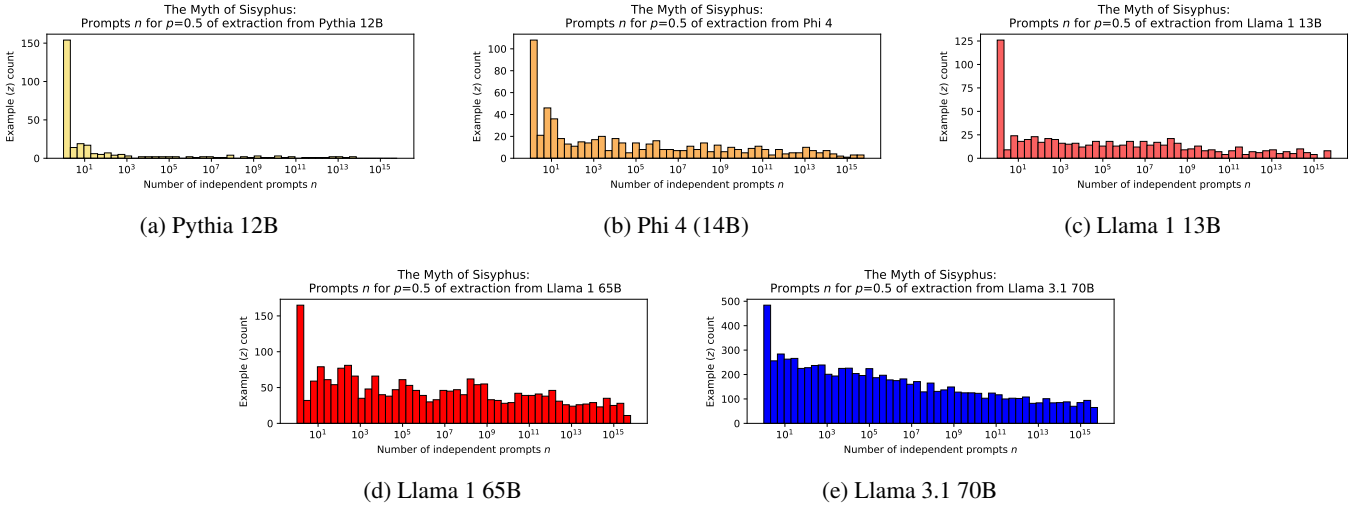


Figure 72: *The Myth of Sisyphus*, Camus [13]: Distributions over independent prompts n needed to extract examples z with $p \geq 0.5$ (i.e., the number of prompts needed such that there is at least a 50% chance the example will be extracted verbatim).

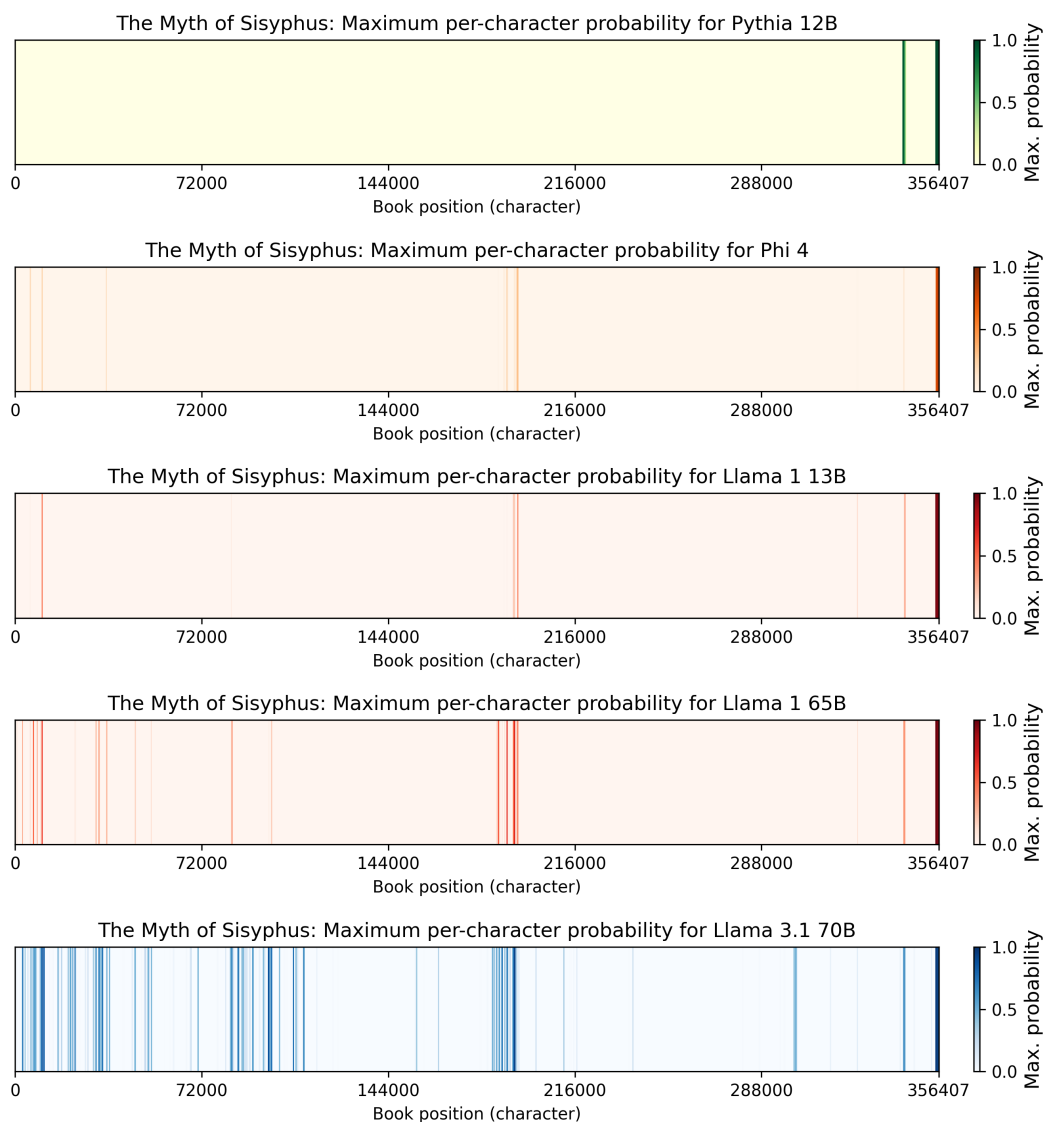


Figure 73: Heatmaps for each model, showing regions of extraction “hot-spots” according to location (character position) in the book. To highlight these regions, for overlapping examples in the sliding window, we find (and plot) the highest extraction probability at the particular character location. The goal here is to identify high-probability “hot-spots,” for which we further investigate the underlying examples in follow-up experiments.

G.1.26 *The President's Vampire*, Farnsworth

All high-probability extracted sequences are at the beginning of the book. We omit heatmaps (which are mostly empty).

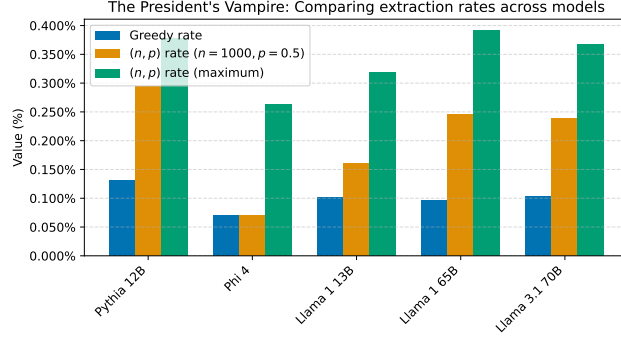


Figure 74: Comparing the greedy discoverable extraction rate, the extraction rate for a very conservative setting for (n, p) -discoverable extraction, and the maximum possible (n, p) -discoverable extraction rate across the five models we test with these experiments.

<i>The President's Vampire</i>						
Model	Greedy	$(n = 1000, p = 0.5)$	Max. (n, p)	$\% p_z > 1^{-6}$	$\% p_z > 0.01$	Runtime (hh:mm:ss)
Pythia 12B	0.13%	0.29%	0.38%	0.21%	0.33%	00:32:58.48
Phi 4 (14B)	0.07%	0.07%	0.26%	0.09%	0.07%	01:02:03.59
Llama 1 13B	0.10%	0.16%	0.32%	0.26%	0.12%	00:23:26.33
Llama 1 65B	0.10%	0.25%	0.39%	0.31%	0.18%	01:01:31.94
Llama 3.1 70B	0.10%	0.24%	0.37%	0.31%	0.15%	01:50:53.93

Table 31: Summary of extraction rates, proportion of examples where p_z is greater than the specified threshold, and experiment runtime.

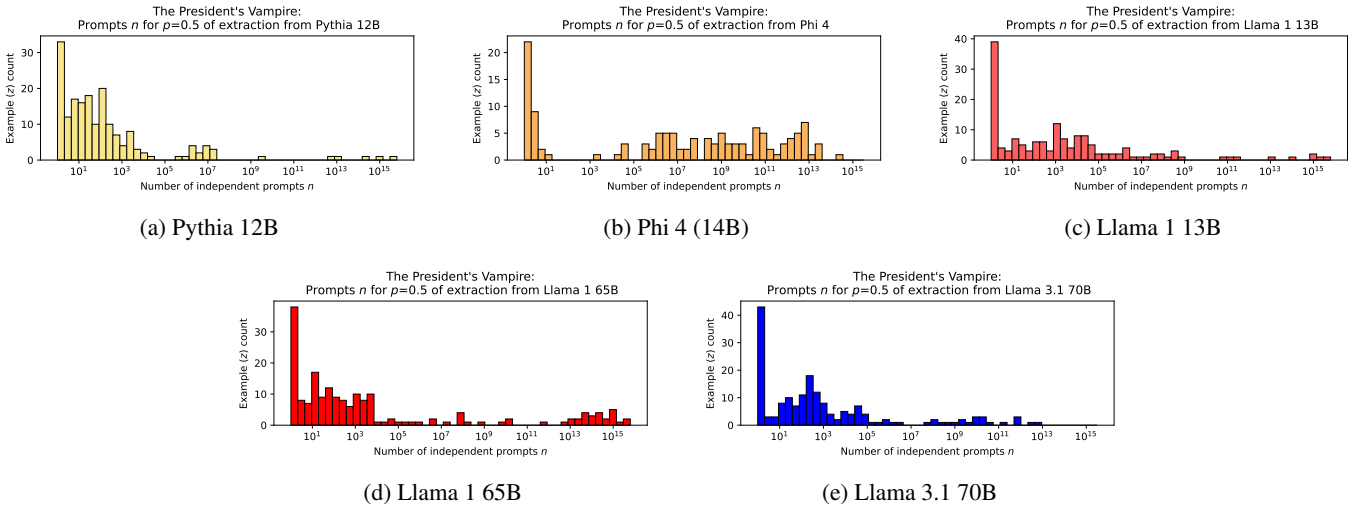


Figure 75: *The President's Vampire*, Farnsworth [39]: Distributions over independent prompts n needed to extract examples z with $p \geq 0.5$ (i.e., the number of prompts needed such that there is at least a 50% chance the example will be extracted verbatim).

G.1.27 The Water Dancer, Coates

All high-probability extracted sequences are at the beginning or the end of the book. We omit heatmaps (which are mostly empty).

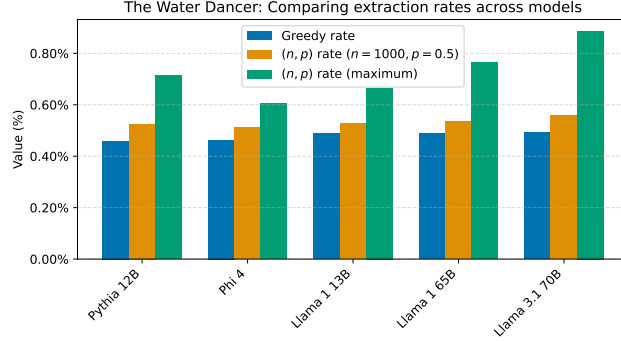


Figure 76: Comparing the greedy discoverable extraction rate, the extraction rate for a very conservative setting for (n, p) -discoverable extraction, and the maximum possible (n, p) -discoverable extraction rate across the five models we test with these experiments.

The Water Dancer						
Model	Greedy	$(n = 1000, p = 0.5)$	Max. (n, p)	$\% p_z > 1^{-6}$	$\% p_z > 0.01$	Runtime (hh:mm:ss)
Pythia 12B	0.46%	0.52%	0.71%	0.64%	0.50%	00:21:44.11
Phi 4 (14B)	0.46%	0.51%	0.61%	0.52%	0.47%	00:40:49.06
Llama 1 13B	0.49%	0.53%	0.67%	0.58%	0.52%	00:22:15.13
Llama 1 65B	0.49%	0.54%	0.76%	0.62%	0.53%	01:16:48.71
Llama 3.1 70B	0.49%	0.56%	0.89%	0.68%	0.54%	01:54:27.22

Table 32: Summary of extraction rates, proportion of examples where p_z is greater than the specified threshold, and experiment runtime.

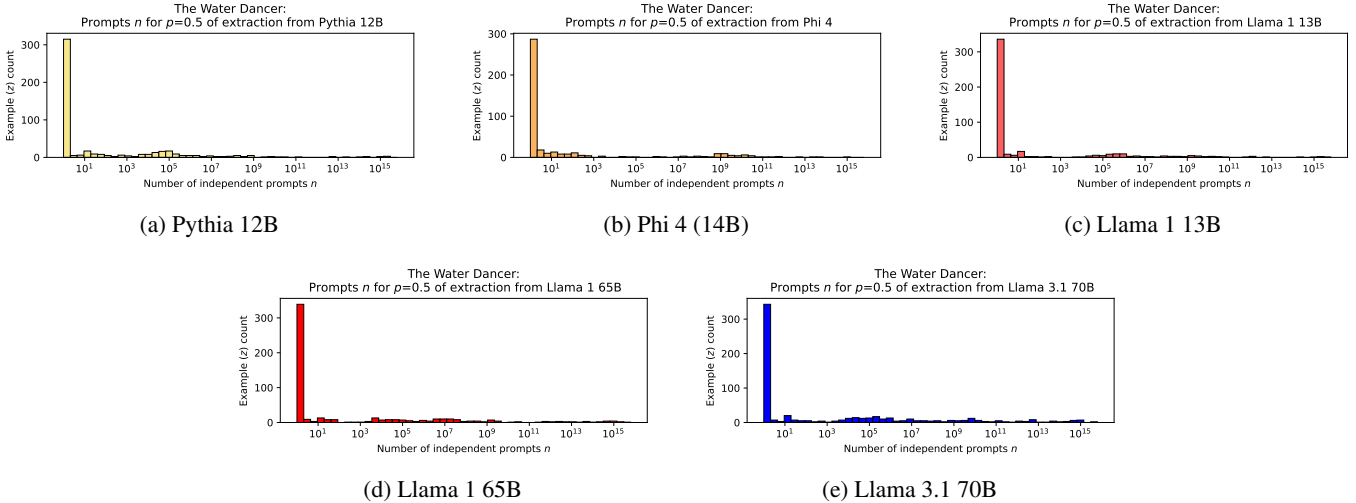


Figure 77: *The Water Dancer*, Coates [24]: Distributions over independent prompts n needed to extract examples z with $p \geq 0.5$ (i.e., the number of prompts needed such that there is at least a 50% chance the example will be extracted verbatim).

G.1.28 Unglued, TerKeurst

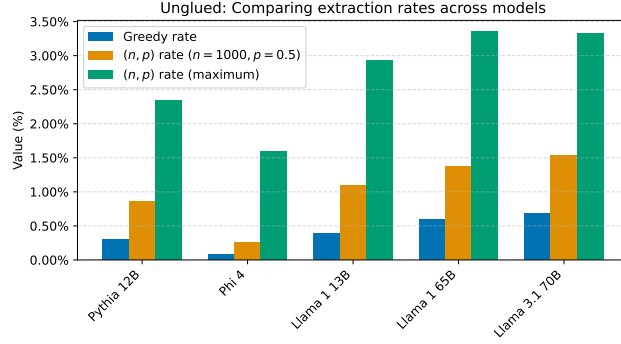


Figure 78: Comparing the greedy discoverable extraction rate, the extraction rate for a very conservative setting for (n, p) -discoverable extraction, and the maximum possible (n, p) -discoverable extraction rate across the five models we test with these experiments.

Unglued						
Model	Greedy	$(n = 1000, p = 0.5)$	Max. (n, p)	% $p_z > 1^{-6}$	% $p_z > 0.01$	Runtime (hh:mm:ss)
Pythia 12B	0.31%	0.86%	2.35%	1.40%	0.54%	00:09:36.71
Phi 4 (14B)	0.08%	0.26%	1.59%	0.75%	0.16%	00:18:33.90
Llama 1 13B	0.38%	1.09%	2.92%	1.80%	0.75%	00:09:39.71
Llama 1 65B	0.60%	1.37%	3.35%	2.03%	1.10%	00:33:11.48
Llama 3.1 70B	0.68%	1.53%	3.33%	2.30%	1.29%	00:57:53.17

Table 33: Summary of extraction rates, proportion of examples where p_z is greater than the specified threshold, and experiment runtime.

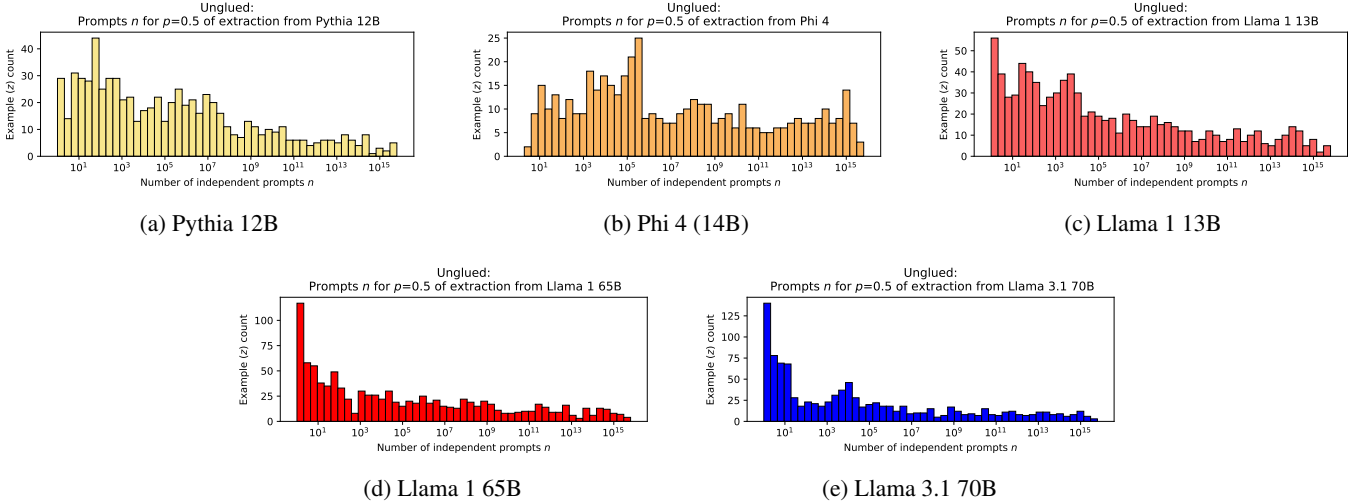


Figure 79: *Unglued*, TerKeurst [103]: Distributions over independent prompts n needed to extract examples z with $p \geq 0.5$ (i.e., the number of prompts needed such that there is at least a 50% chance the example will be extracted verbatim).

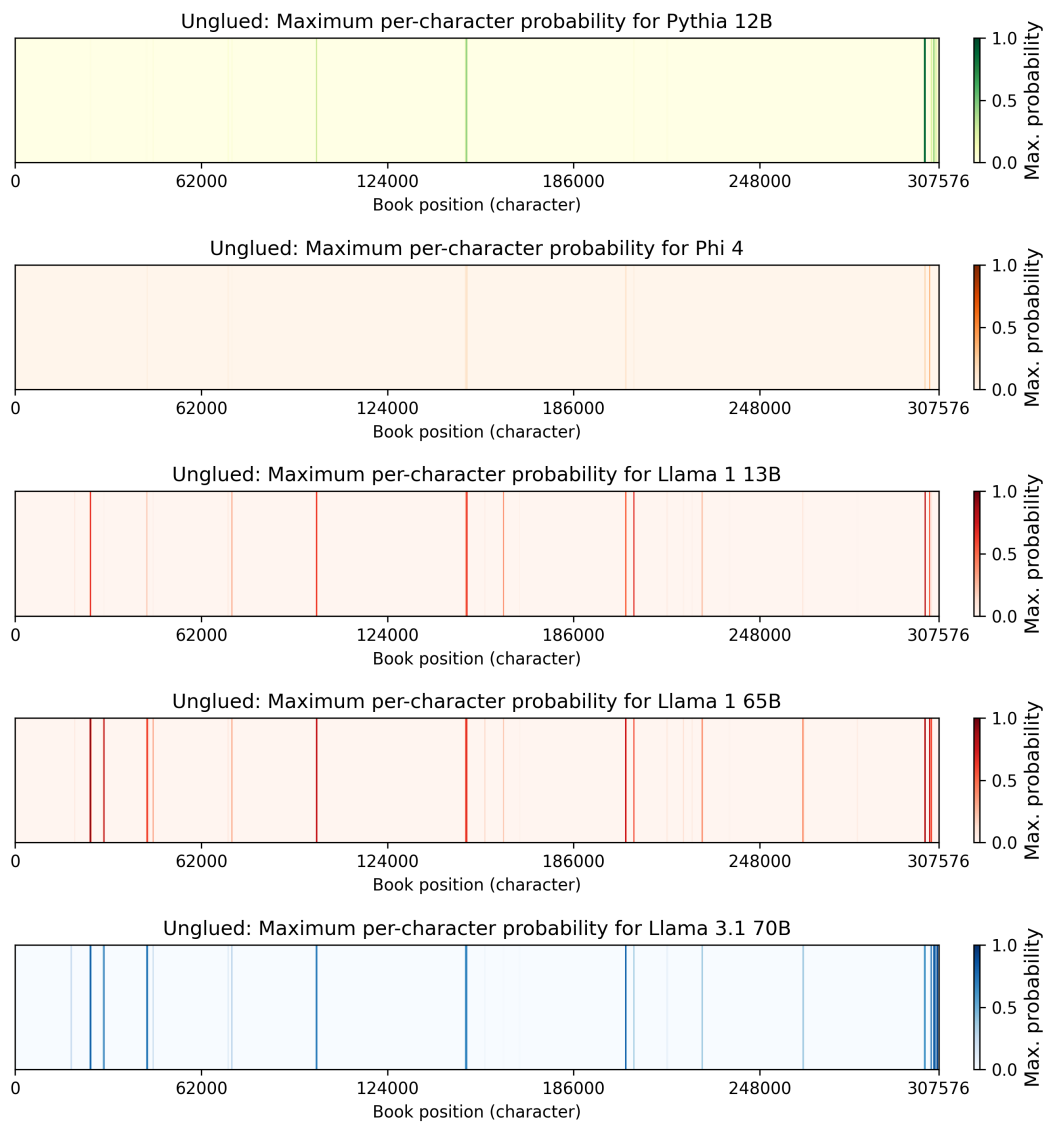


Figure 80: Heatmaps for each model, showing regions of extraction “hot-spots” according to location (character position) in the book. To highlight these regions, for overlapping examples in the sliding window, we find (and plot) the highest extraction probability at the particular character location. The goal here is to identify high-probability “hot-spots,” for which we further investigate the underlying examples in follow-up experiments.

G.1.29 We Were Eight Years in Power, Coates

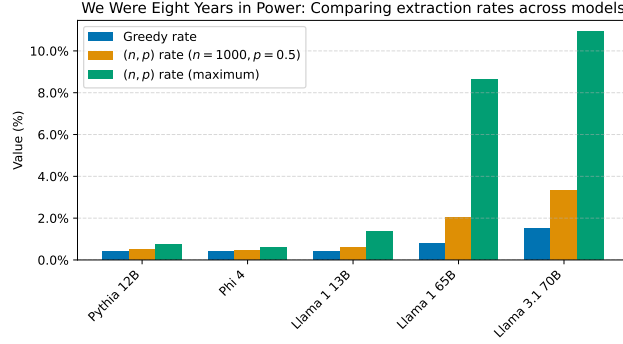


Figure 81: Comparing the greedy discoverable extraction rate, the extraction rate for a very conservative setting for (n, p) -discoverable extraction, and the maximum possible (n, p) -discoverable extraction rate across the five models we test with these experiments.

<i>We Were Eight Years in Power</i>						
Model	Greedy	$(n = 1000, p = 0.5)$	Max. (n, p)	$\% p_z > 1^{-6}$	$\% p_z > 0.01$	Runtime (hh:mm:ss)
Pythia 12B	0.42%	0.48%	0.73%	0.46%	0.55%	00:21:20.90
Phi 4 (14B)	0.41%	0.45%	0.62%	0.50%	0.43%	00:39:18.74
Llama 1 13B	0.43%	0.62%	1.38%	0.82%	0.52%	00:21:48.74
Llama 1 65B	0.80%	2.03%	8.64%	3.44%	1.31%	01:13:02.59
Llama 3.1 70B	1.52%	3.33%	10.91%	5.26%	2.46%	01:48:58.29

Table 34: Summary of extraction rates, proportion of examples where p_z is greater than the specified threshold, and experiment runtime.

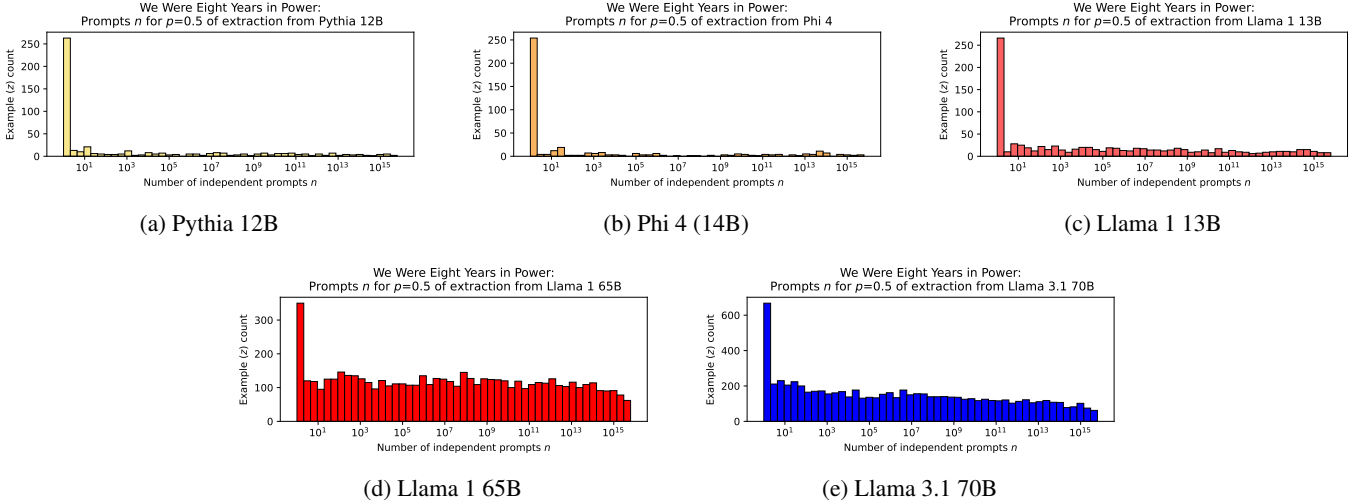


Figure 82: *We Were Eight Years in Power*, Coates [23]: Distributions over independent prompts n needed to extract examples z with $p \geq 0.5$ (i.e., the number of prompts needed such that there is at least a 50% chance the example will be extracted verbatim).

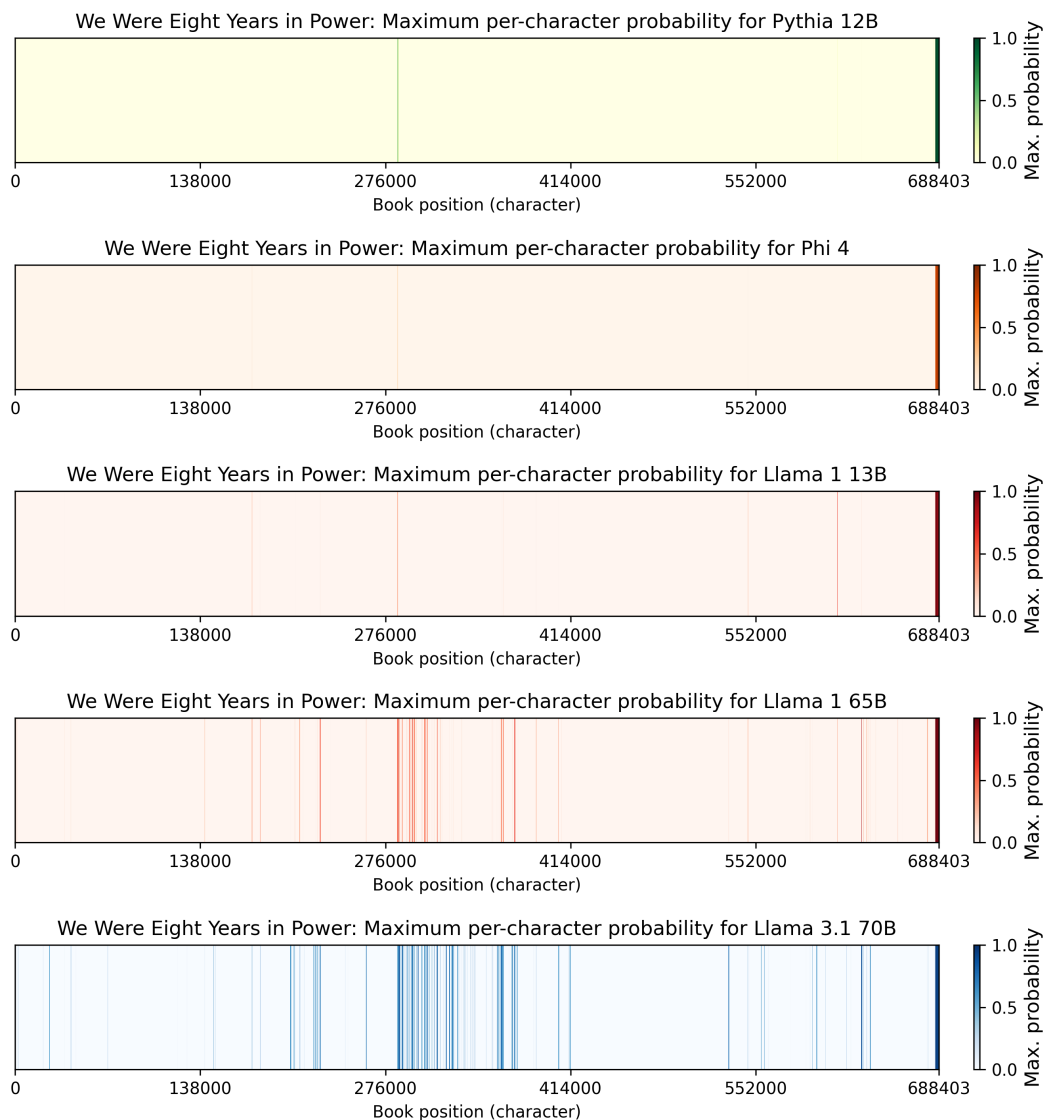


Figure 83: Heatmaps for each model, showing regions of extraction “hot-spots” according to location (character position) in the book. To highlight these regions, for overlapping examples in the sliding window, we find (and plot) the highest extraction probability at the particular character location. The goal here is to identify high-probability “hot-spots,” for which we further investigate the underlying examples in follow-up experiments.

G.1.30 Who Is Rich

All high-probability extracted sequences are at the beginning or end of the book. We therefore omit heatmaps (which are mostly empty).

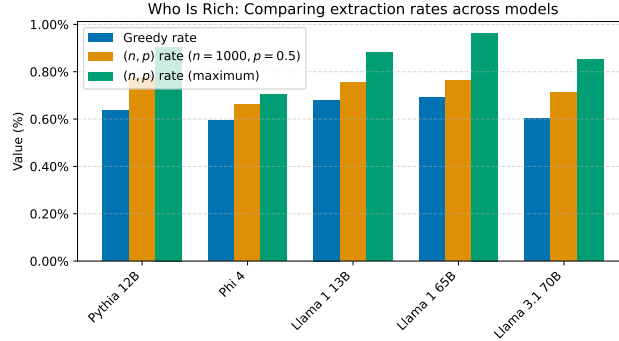


Figure 84: Comparing the greedy discoverable extraction rate, the extraction rate for a very conservative setting for (n, p) -discoverable extraction, and the maximum possible (n, p) -discoverable extraction rate across the five models we test with these experiments.

Who Is Rich						
Model	Greedy	$(n = 1000, p = 0.5)$	Max. (n, p)	$\% p_z > 1^{-6}$	$\% p_z > 0.01$	Runtime (hh:mm:ss)
Pythia 12B	0.64%	0.77%	0.90%	0.88%	0.73%	00:33:56.93
Phi 4 (14B)	0.59%	0.66%	0.71%	0.69%	0.64%	01:07:13.60
Llama 1 13B	0.68%	0.76%	0.88%	0.78%	0.74%	00:23:58.84
Llama 1 65B	0.69%	0.76%	0.96%	0.79%	0.75%	01:05:50.46
Llama 3.1 70B	0.60%	0.71%	0.85%	0.76%	0.69%	02:00:00.09

Table 35: Summary of extraction rates, proportion of examples where p_z is greater than the specified threshold, and experiment runtime.

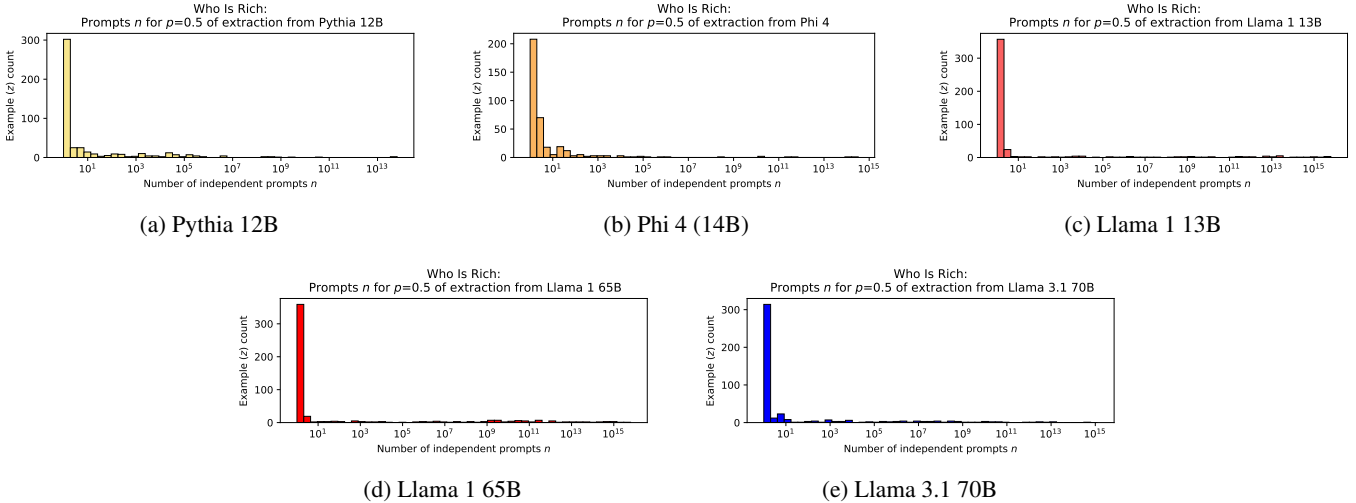


Figure 85: *Who Is Rich*, Klam [69]: Distributions over independent prompts n needed to extract examples z with $p \geq 0.5$ (i.e., the number of prompts needed such that there is at least a 50% chance the example will be extracted verbatim).

G.1.31 A Game of Thrones, Martin

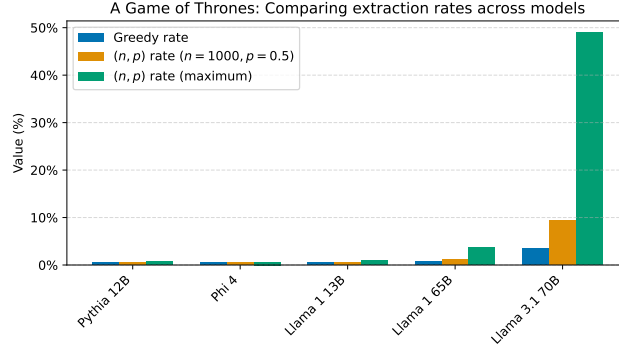


Figure 86: Comparing the greedy discoverable extraction rate, the extraction rate for a very conservative setting for (n, p) -discoverable extraction, and the maximum possible (n, p) -discoverable extraction rate across the five models we test with these experiments.

<i>A Game of Thrones</i>						
Model	Greedy	$(n = 1000, p = 0.5)$	Max. (n, p)	$\% p_z > 1^{-6}$	$\% p_z > 0.01$	Runtime (hh:mm:ss)
Pythia 12B	0.52%	0.55%	0.70%	0.58%	0.53%	00:50:39.51
Phi 4 (14B)	0.51%	0.53%	0.63%	0.56%	0.52%	01:25:11.53
Llama 1 13B	0.54%	0.57%	0.85%	0.61%	0.54%	00:50:41.26
Llama 1 65B	0.73%	1.10%	3.64%	1.73%	0.87%	02:52:01.23
Llama 3.1 70B	3.57%	9.45%	48.97%	18.69%	6.13%	03:49:46.79

Table 36: Summary of extraction rates, proportion of examples where p_z is greater than the specified threshold, and experiment runtime.

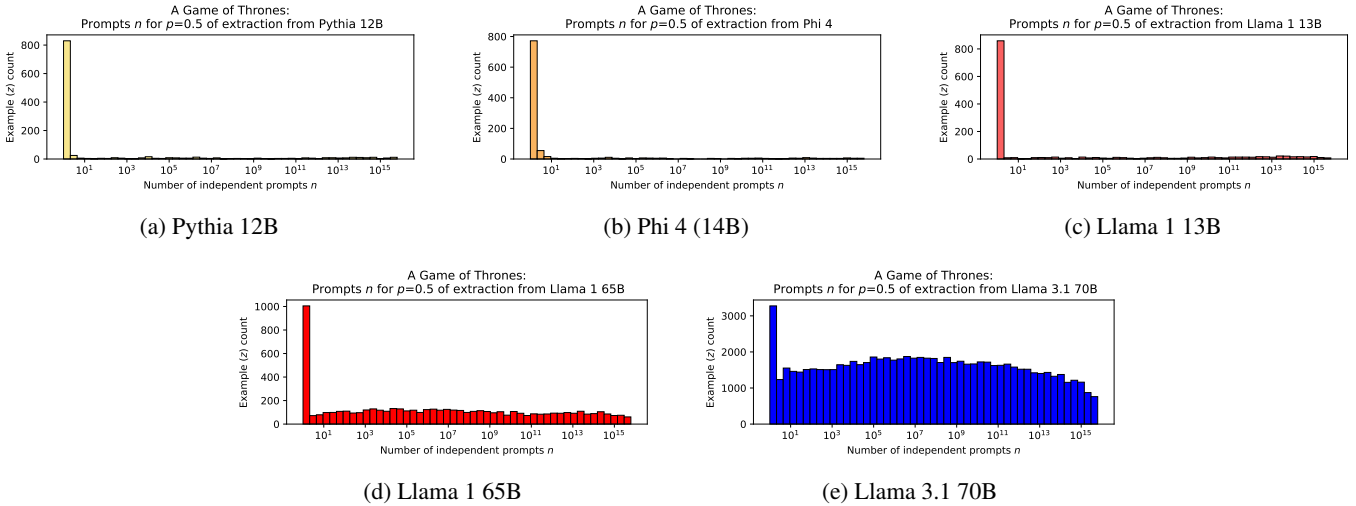


Figure 87: *A Game of Thrones*, Martin [79]: Distributions over independent prompts n needed to extract examples z with $p \geq 0.5$ (i.e., the number of prompts needed such that there is at least a 50% chance the example will be extracted verbatim).

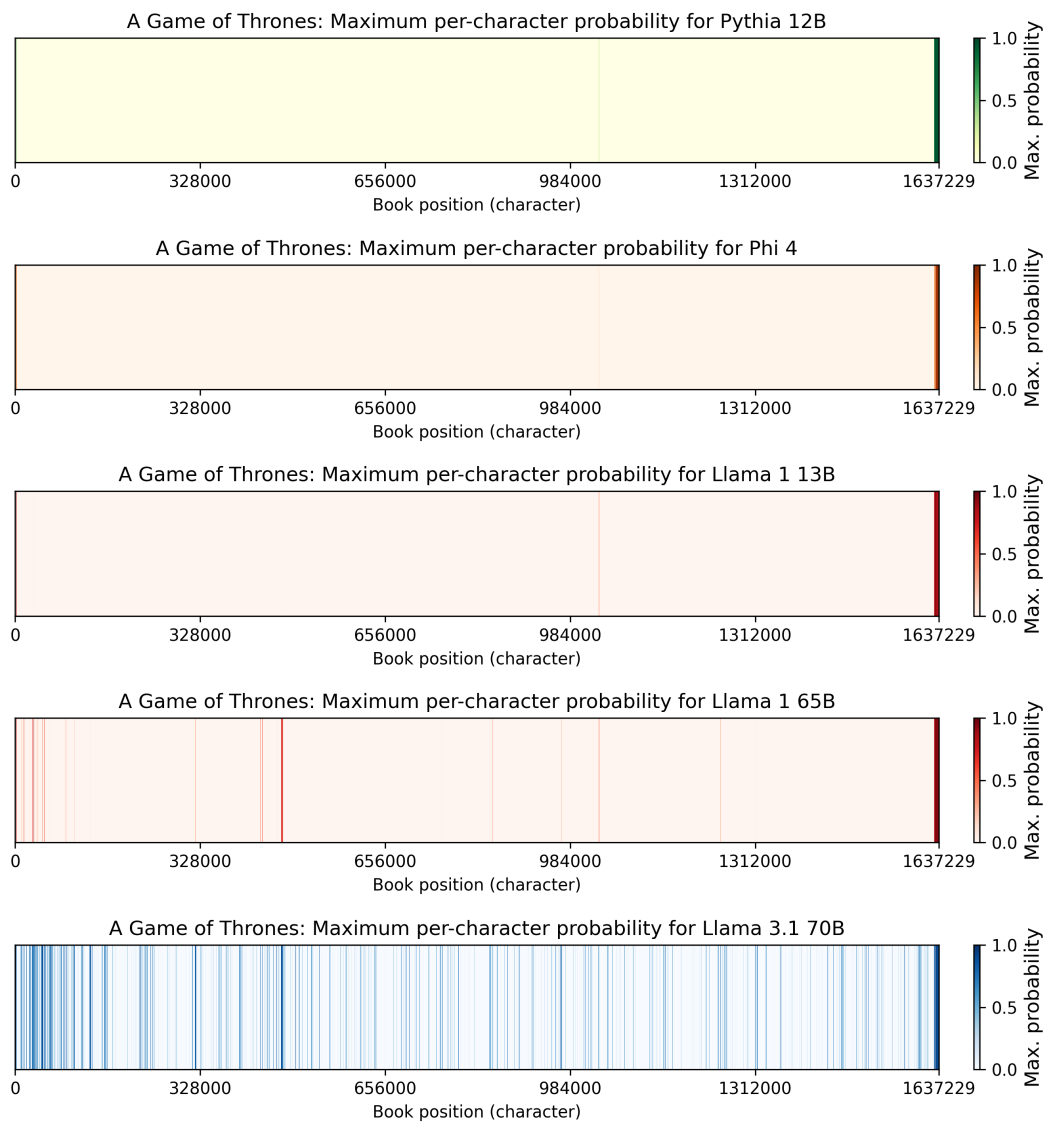


Figure 88: Heatmaps for each model, showing regions of extraction “hot-spots” according to location (character position) in the book. To highlight these regions, for overlapping examples in the sliding window, we find (and plot) the highest extraction probability at the particular character location. The goal here is to identify high-probability “hot-spots,” for which we further investigate the underlying examples in follow-up experiments.

G.1.32 Lean In, Sandberg

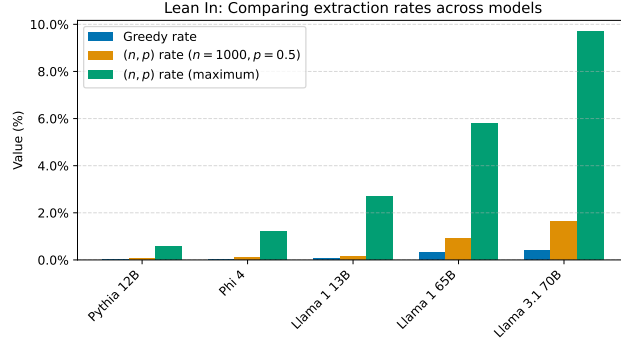


Figure 89: Comparing the greedy discoverable extraction rate, the extraction rate for a very conservative setting for (n, p) -discoverable extraction, and the maximum possible (n, p) -discoverable extraction rate across the five models we test with these experiments.

<i>Lean In</i>						
Model	Greedy	$(n = 1000, p = 0.5)$	Max. (n, p)	$\% p_z > 1^{-6}$	$\% p_z > 0.01$	Runtime (hh:mm:ss)
Pythia 12B	0.03%	0.04%	0.56%		0.11%	0.03% 00:14:13.58
Phi 4 (14B)	0.02%	0.10%	1.22%	0.34%	0.05%	00:26:31.67
Llama 1 13B	0.05%	0.17%	2.68%	0.48%	0.10%	00:15:00.22
Llama 1 65B	0.31%	0.93%	5.79%	1.95%	0.61%	00:49:39.22
Llama 3.1 70B	0.39%	1.63%	9.68%	3.69%	0.83%	01:15:27.27

Table 37: Summary of extraction rates, proportion of examples where p_z is greater than the specified threshold, and experiment runtime.

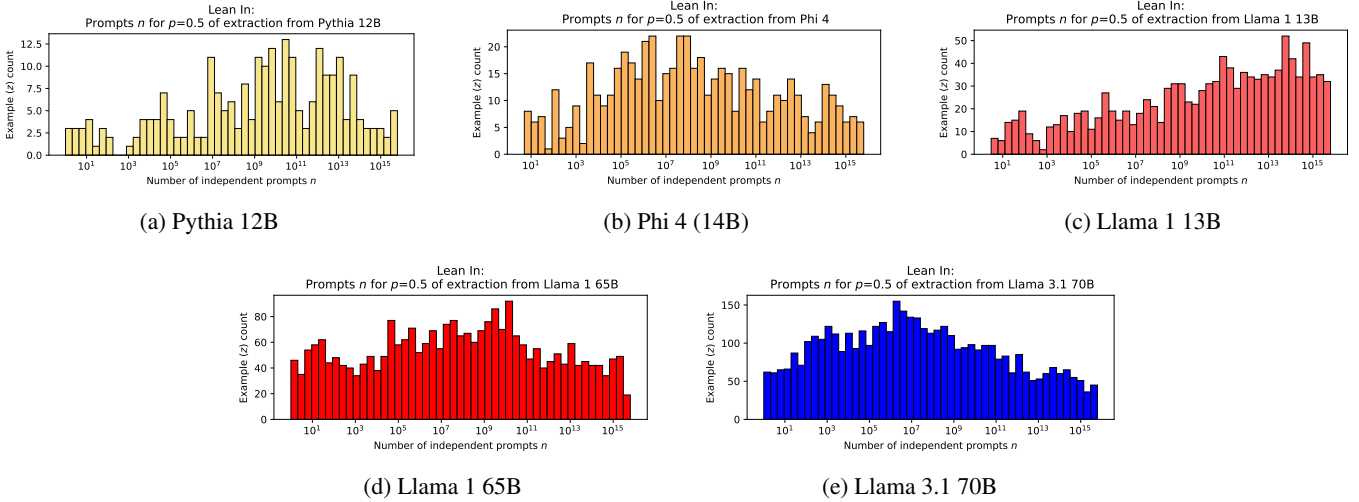


Figure 90: *Lean In*, Sandberg [92]: Distributions over independent prompts n needed to extract examples z with $p \geq 0.5$ (i.e., the number of prompts needed such that there is at least a 50% chance the example will be extracted verbatim).

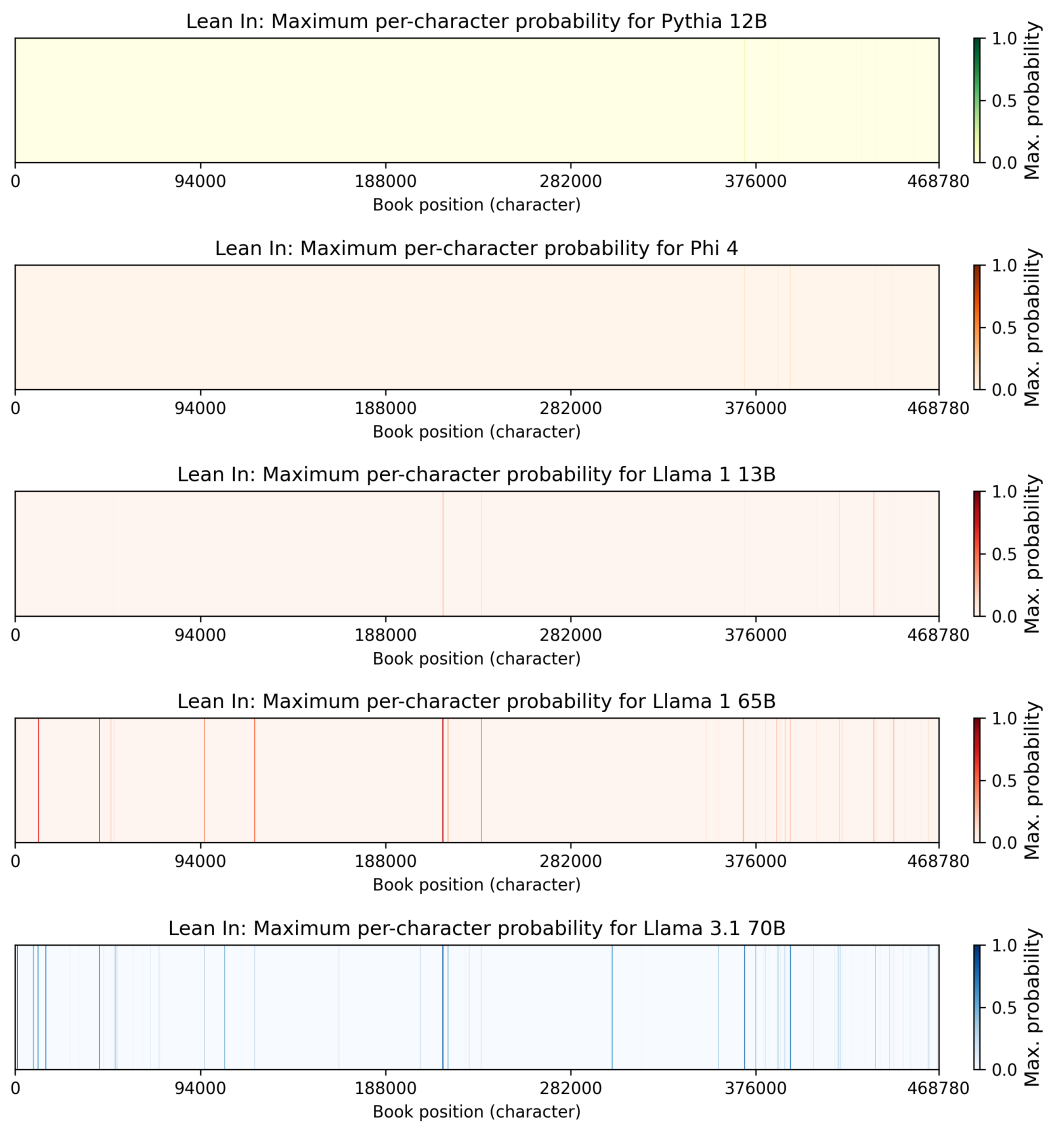


Figure 91: Heatmaps for each model, showing regions of extraction “hot-spots” according to location (character position) in the book. To highlight these regions, for overlapping examples in the sliding window, we find (and plot) the highest extraction probability at the particular character location. The goal here is to identify high-probability “hot-spots,” for which we further investigate the underlying examples in follow-up experiments.

G.1.33 Nineteen-Eighty Four, Orwell

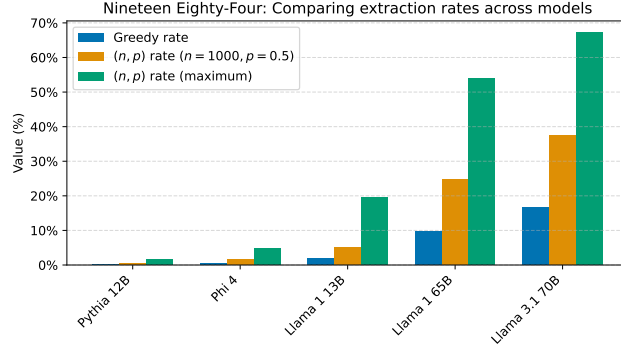


Figure 92: Comparing the greedy discoverable extraction rate, the extraction rate for a very conservative setting for (n, p) -discoverable extraction, and the maximum possible (n, p) -discoverable extraction rate across the five models we test with these experiments.

<i>Nineteen Eighty-Four</i>						
Model	Greedy	$(n = 1000, p = 0.5)$	Max. (n, p)	$\% p_z > 1^{-6}$	$\% p_z > 0.01$	Runtime (hh:mm:ss)
Pythia 12B	0.22%	0.54%	1.61%	0.84%	0.35%	00:21:21.22
Phi 4 (Phi 14B)	0.57%	1.46%	4.63%	2.53%	0.98%	00:35:20.85
Llama 1 13B	1.85%	5.06%	19.66%	9.28%	3.26%	00:21:23.13
Llama 1 65B	9.63%	24.80%	53.90%	37.46%	17.73%	01:11:45.83
Llama 3.1 70B	16.58%	37.31%	67.21%	51.68%	28.48%	01:44:54.76

Table 38: Summary of extraction rates, proportion of examples where p_z is greater than the specified threshold, and experiment runtime.

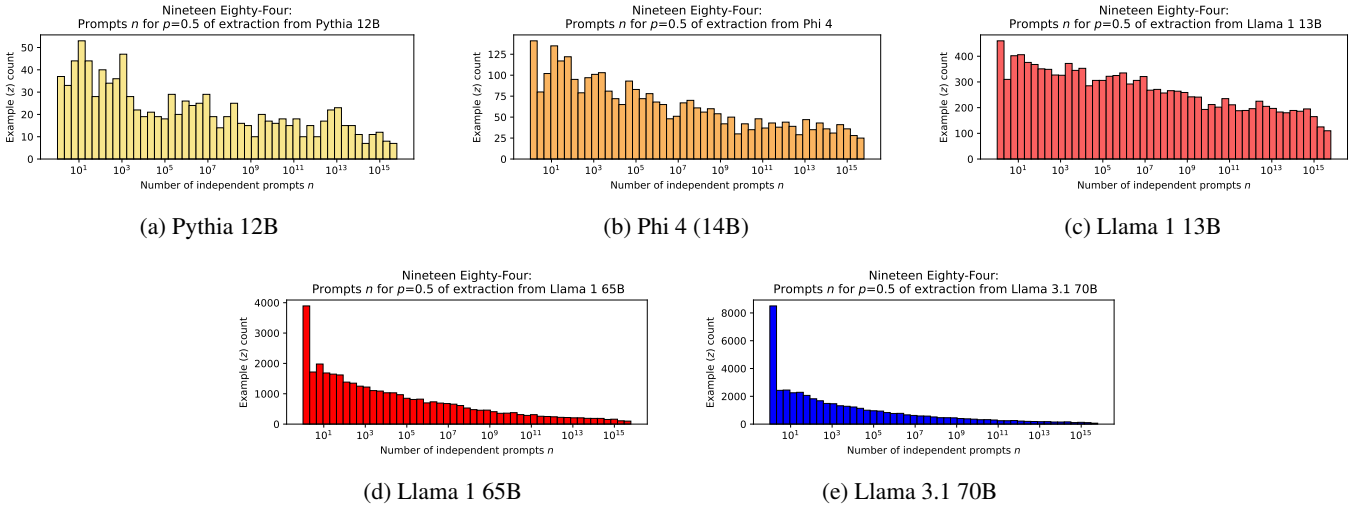


Figure 93: *Nineteen Eighty-Four*, Orwell [84]: Distributions over independent prompts n needed to extract examples z with $p \geq 0.5$ (i.e., the number of prompts needed such that there is at least a 50% chance the example will be extracted verbatim).

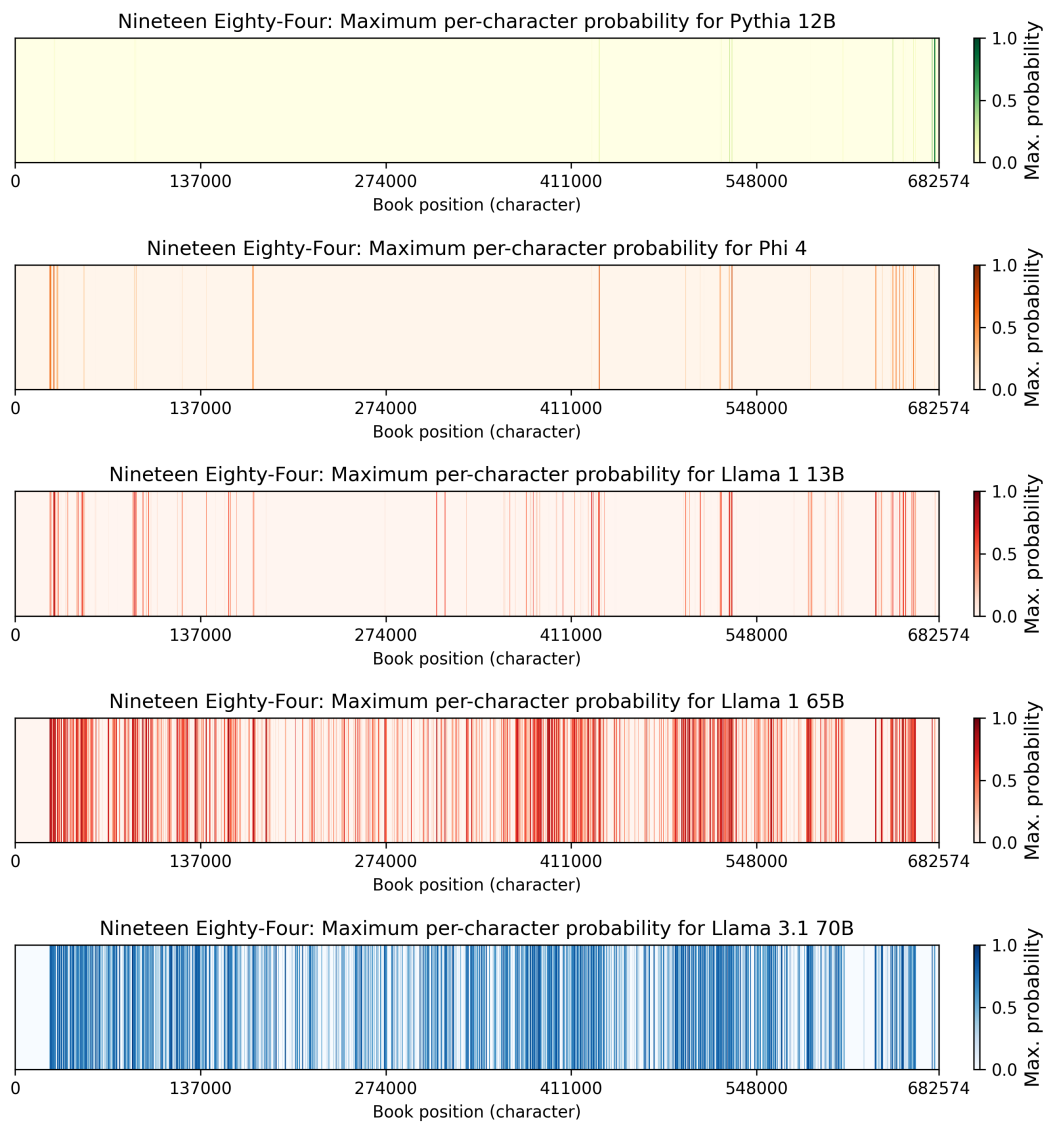


Figure 94: Heatmaps for each model, showing regions of extraction “hot-spots” according to location (character position) in the book. To highlight these regions, for overlapping examples in the sliding window, we find (and plot) the highest extraction probability at the particular character location. The goal here is to identify high-probability “hot-spots,” for which we further investigate the underlying examples in follow-up experiments.

G.1.34 The Da Vinci Code, Brown

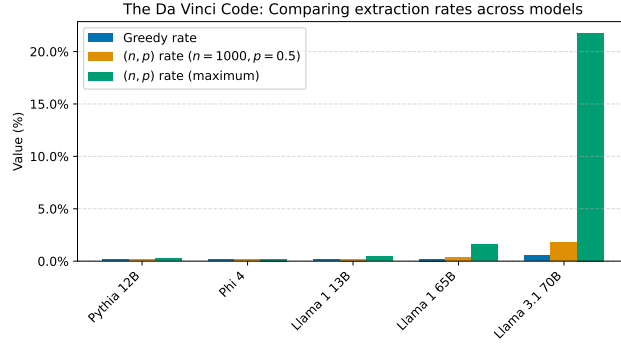


Figure 95: Comparing the greedy discoverable extraction rate, the extraction rate for a very conservative setting for (n, p) -discoverable extraction, and the maximum possible (n, p) -discoverable extraction rate across the five models we test with these experiments.

<i>The Da Vinci Code</i>						
Model	Greedy	$(n = 1000, p = 0.5)$	Max. (n, p)	$\% p_z > 1^{-6}$	$\% p_z > 0.01$	Runtime (hh:mm:ss)
Pythia 12B	0.15%	0.18%	0.26%	0.21%	0.17%	00:25:41.35
Phi 4 (14B)	0.16%	0.17%	0.22%	0.19%	0.17%	00:45:56.32
Llama 1 13B	0.16%	0.20%	0.47%	0.22%	0.18%	00:26:15.45
Llama 1 65B	0.21%	0.37%	1.56%	0.67%	0.28%	01:28:07.24
Llama 3.1 70B	0.54%	1.75%	21.77%	4.69%	0.93%	02:07:16.48

Table 39: Summary of extraction rates, proportion of examples where p_z is greater than the specified threshold, and experiment runtime.

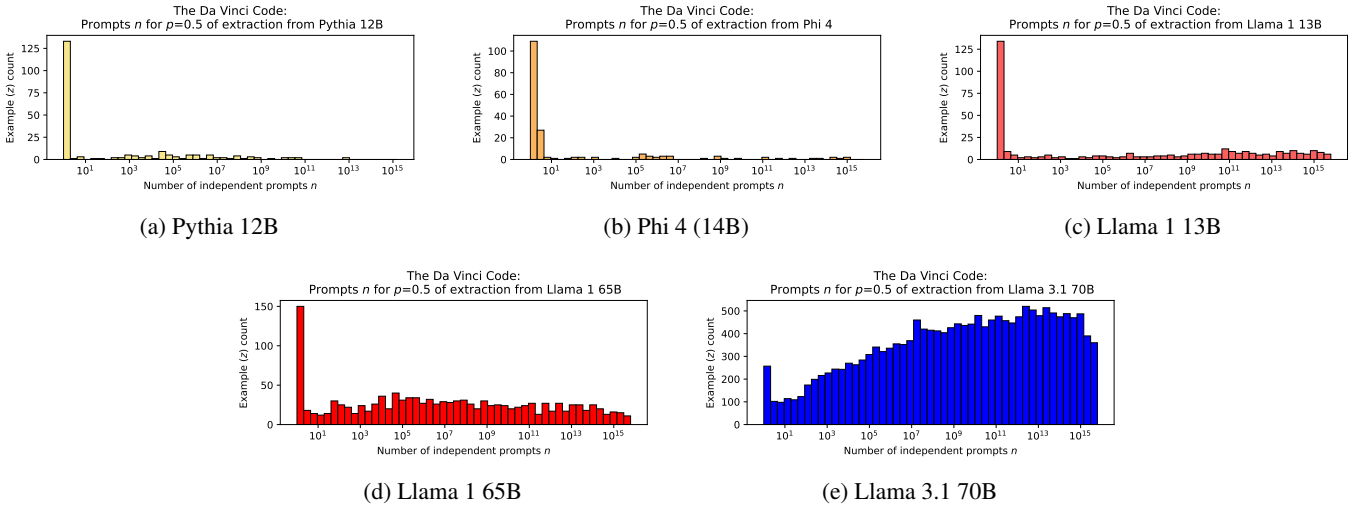


Figure 96: *The Da Vinci Code*, Brown [11]: Distributions over independent prompts n needed to extract examples z with $p \geq 0.5$ (i.e., the number of prompts needed such that there is at least a 50% chance the example will be extracted verbatim).

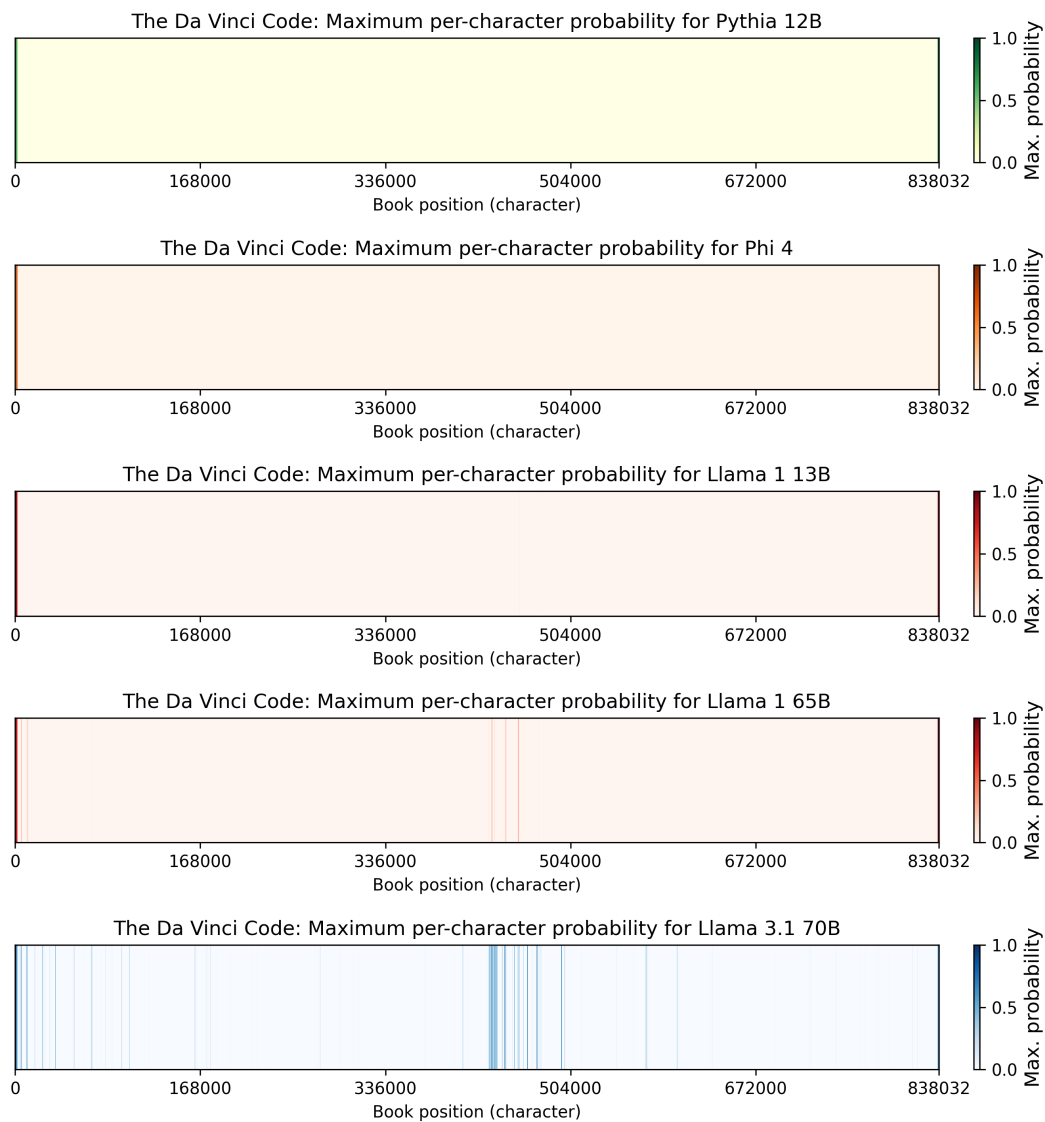


Figure 97: Heatmaps for each model, showing regions of extraction “hot-spots” according to location (character position) in the book. To highlight these regions, for overlapping examples in the sliding window, we find (and plot) the highest extraction probability at the particular character location. The goal here is to identify high-probability “hot-spots,” for which we further investigate the underlying examples in follow-up experiments.

G.1.35 *Twilight*, Meyer

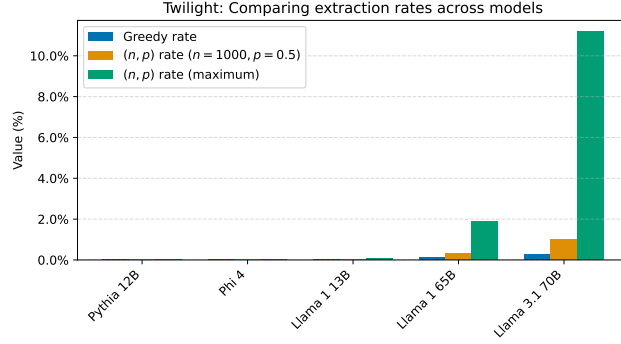


Figure 98: Comparing the greedy discoverable extraction rate, the extraction rate for a very conservative setting for (n, p) -discoverable extraction, and the maximum possible (n, p) -discoverable extraction rate across the five models we test with these experiments.

<i>Twilight</i>						
Model	Greedy	$(n = 1000, p = 0.5)$	Max. (n, p)	$\% p_z > 1^{-6}$	$\% p_z > 0.01$	Runtime (hh:mm:ss)
Pythia 12B	0.00%	0.00%	0.00%	0.00%	0.00%	00:21:00.06
Phi 4 (14B)	0.00%	0.00%	0.01%	0.01%	0.00%	00:34:48.12
Llama 1 13B	0.00%	0.00%	0.07%	0.02%	0.00%	00:23:01.77
Llama 1 65B	0.13%	0.34%	1.90%	0.69%	0.23%	01:13:54.80
Llama 3.1 70B	0.27%	1.00%	11.17%	2.31%	0.58%	01:45:15.56

Table 40: Summary of extraction rates, proportion of examples where p_z is greater than the specified threshold, and experiment runtime.

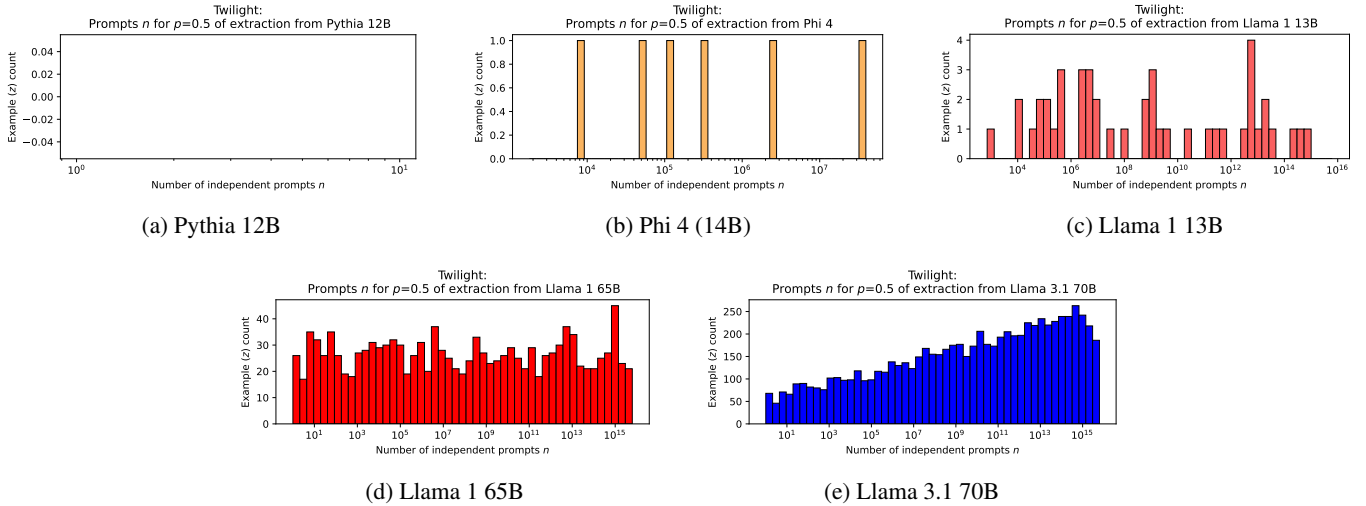


Figure 99: *Twilight*, Meyer [80]: Distributions over independent prompts n needed to extract examples z with $p \geq 0.5$ (i.e., the number of prompts needed such that there is at least a 50% chance the example will be extracted verbatim).

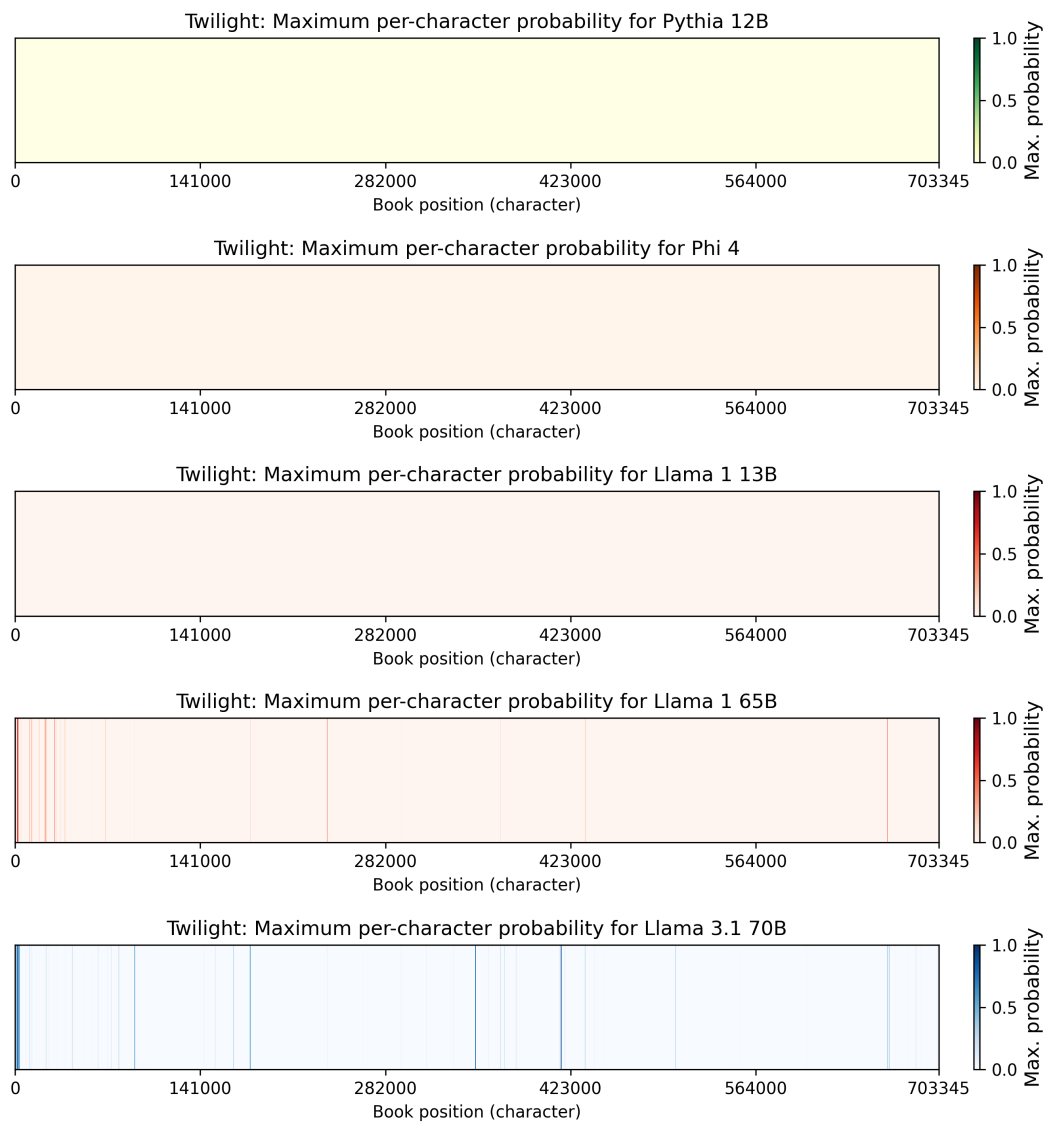


Figure 100: Heatmaps for each model, showing regions of extraction “hot-spots” according to location (character position) in the book. To highlight these regions, for overlapping examples in the sliding window, we find (and plot) the highest extraction probability at the particular character location. The goal here is to identify high-probability “hot-spots,” for which we further investigate the underlying examples in follow-up experiments.

G.1.36 Ulysses, Joyce

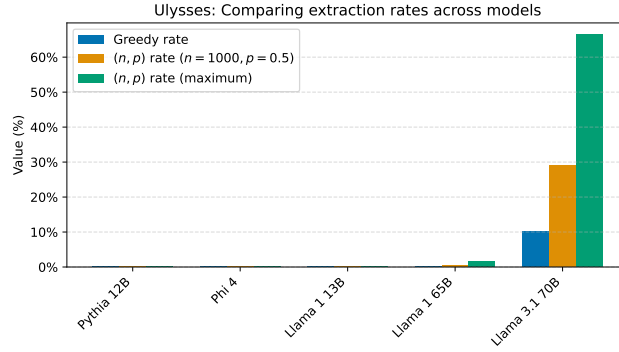


Figure 101: Comparing the greedy discoverable extraction rate, the extraction rate for a very conservative setting for (n, p) -discoverable extraction, and the maximum possible (n, p) -discoverable extraction rate across the five models we test with these experiments.

<i>Ulysses</i>						
Model	Greedy	$(n = 1000, p = 0.5)$	Max. (n, p)	$\% p_z > 1^{-6}$	$\% p_z > 0.01$	Runtime (hh:mm:ss)
Pythia 12B	0.03%	0.04%	0.17%	0.11%	0.04%	00:52:46.60
Phi 4 (14B)	0.07%	0.13%	0.29%	0.21%	0.10%	01:21:46.13
Llama 1 13B	0.03%	0.08%	0.28%	0.18%	0.04%	00:53:08.41
Llama 1 65B	0.13%	0.39%	1.59%	0.73%	0.24%	02:55:55.54
Llama 3.1 70B	10.10%	29.06%	66.46%	46.55%	19.33%	03:52:41.06

Table 41: Summary of extraction rates, proportion of examples where p_z is greater than the specified threshold, and experiment runtime.

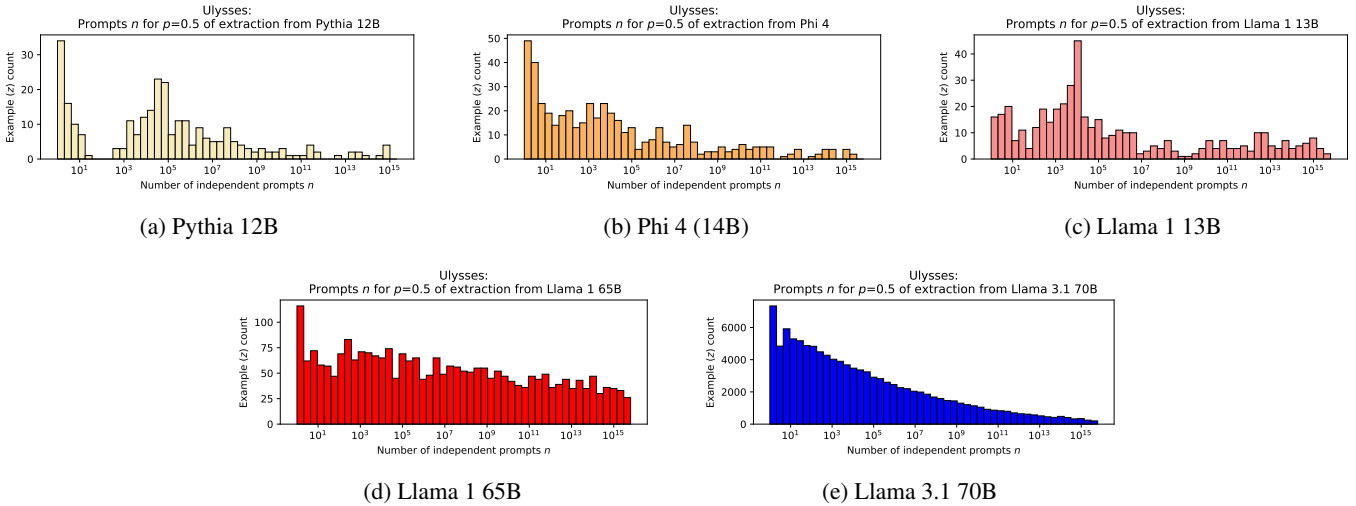


Figure 102: *Ulysses*, Joyce [61]: Distributions over independent prompts n needed to extract examples z with $p \geq 0.5$ (i.e., the number of prompts needed such that there is at least a 50% chance the example will be extracted verbatim).

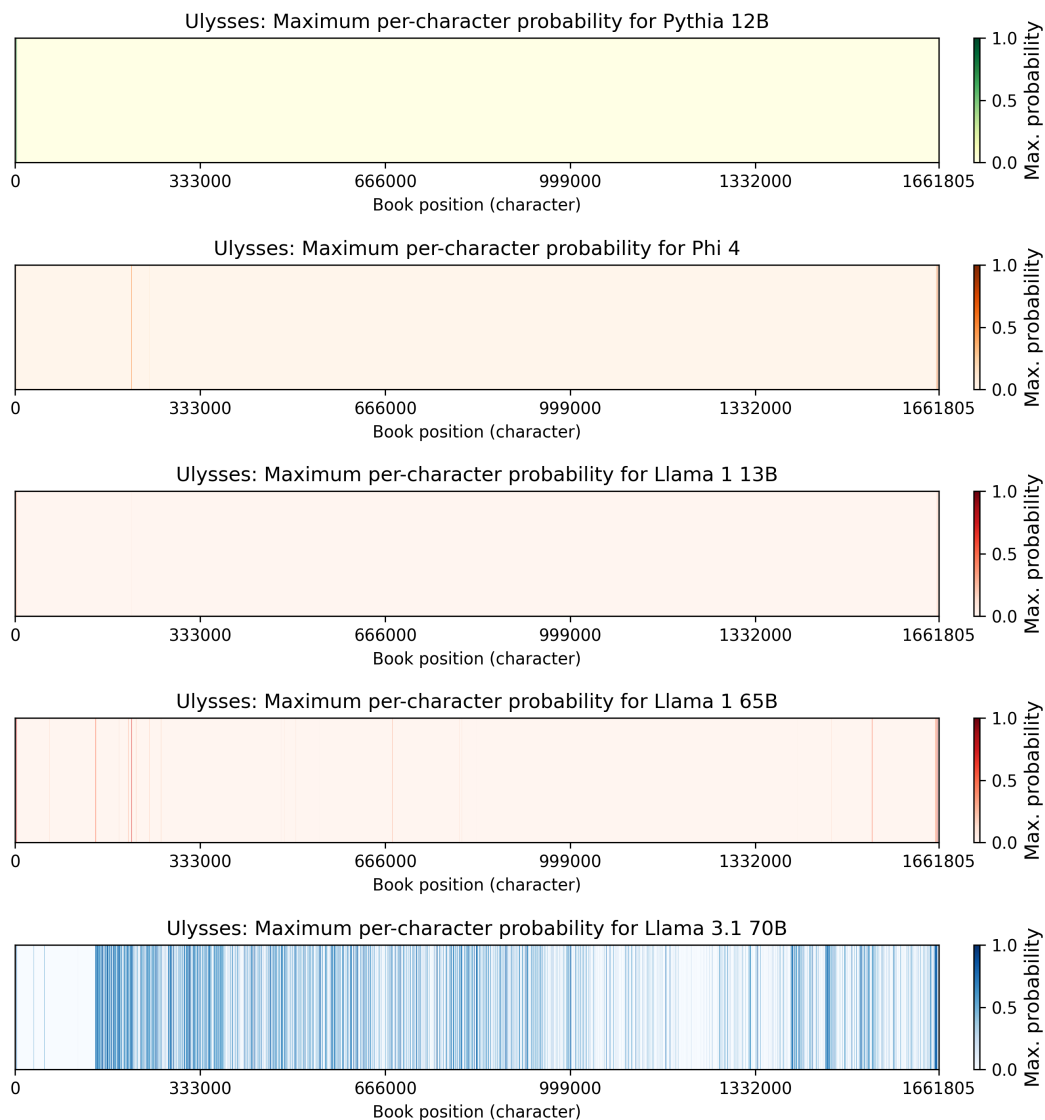


Figure 103: Heatmaps for each model, showing regions of extraction “hot-spots” according to location (character position) in the book. To highlight these regions, for overlapping examples in the sliding window, we find (and plot) the highest extraction probability at the particular character location. The goal here is to identify high-probability “hot-spots,” for which we further investigate the underlying examples in follow-up experiments.

G.2 Random subsampling experiments

We also run a small set of experiments that randomly subsamples examples from specific books (starting at a space) to see if this can help us identify memorized areas in a way that is less expensive than our sliding-window experiments. We report summary results in this appendix. Ultimately, the sliding-window approach was more reliable, so we decided to spend most of our effort there. In the future, we will continue to investigate cheaper alternatives.

Book	Llama 1 13B		Llama 3.1 8B		Pythia 12B		Gemma 2 9B		Phi 4	
	# p_z	# $p_z > 0$ (%)	# p_z	# $p_z > 0$ (%)	# p_z	# $p_z > 0$ (%)	# p_z	# $p_z > 0$ (%)	# p_z	# $p_z > 0$ (%)
<i>After I'm Gone</i> [75]	5174	34 (0.66%)	5168	28 (0.54%)	5173	28 (0.54%)	5167	26 (0.50%)	5166	22 (0.43%)
<i>After Tupac and D Foster</i> [114]	1541	40 (2.60%)	1541	36 (2.34%)	1541	32 (2.08%)	1541	36 (2.34%)	1540	23 (1.49%)
<i>Alice's Adventures in Wonderland</i> [19]	6960	2465 (35.42%)	6855	2579 (37.62%)	6912	1544 (22.34%)	6811	1575 (23.12%)	6828	1523 (22.31%)
<i>All the Onions</i> [60]	599	47 (7.85%)	583	45 (7.72%)	590	20 (3.39%)	579	38 (6.56%)	575	58 (10.09%)
<i>Aloha from Hell</i> [63]	6333	73 (1.15%)	6323	39 (0.62%)	6333	51 (0.81%)	6329	43 (0.68%)	6316	29 (0.46%)
<i>Another Bloody Chapter In an Endless Civil War</i> [112]	10785	155 (1.44%)	10288	95 (0.92%)	10528	36 (0.34%)	10181	107 (1.05%)	10133	56 (0.55%)
<i>Another Brooklyn</i> [116]	1294	35 (2.70%)	1292	35 (2.71%)	1294	34 (2.63%)	1292	32 (2.48%)	1292	30 (2.32%)
<i>Ararat</i> [48]	4973	44 (0.88%)	4912	34 (0.69%)	4954	28 (0.57%)	4905	31 (0.63%)	4884	13 (0.27%)
<i>Blood Oath</i> [38]	5300	117 (2.21%)	5265	70 (1.33%)	5285	62 (1.17%)	5260	75 (1.43%)	5254	41 (0.78%)
<i>Blood of the Four</i> [49]	7794	26 (0.33%)	7748	17 (0.22%)	7785	22 (0.28%)	7704	10 (0.13%)	7705	9 (0.12%)
<i>Brown Girl Dreaming</i> [115]	1691	29 (1.71%)	1688	11 (0.65%)	1690	12 (0.71%)	1687	12 (0.71%)	1688	5 (0.30%)
<i>Catch-22</i> [55]	11043	346 (3.13%)	10648	219 (2.06%)	10866	165 (1.52%)	10259	231 (2.25%)	10539	149 (1.41%)
<i>Dante and the Origins of Italian Culture</i> [6]	11313	84 (0.74%)	10937	61 (0.56%)	11112	24 (0.22%)	10672	39 (0.37%)	10843	75 (0.69%)
<i>Dead Ringer</i> [47]	5375	60 (1.12%)	5297	37 (0.70%)	5352	39 (0.73%)	5281	43 (0.81%)	5259	27 (0.51%)
<i>Down and Out in the Magic Kingdom</i> [34]	2586	29 (1.12%)	2580	14 (0.54%)	2584	19 (0.74%)	2577	19 (0.74%)	2573	15 (0.58%)
<i>Drown</i> [35]	2363	7 (0.30%)	2356	5 (0.21%)	2361	1 (0.04%)	2342	4 (0.17%)	2350	2 (0.09%)
<i>Dungeons and Dragons and Philosophy</i> [25]	6489	188 (2.90%)	4989	121 (2.43%)	5746	112 (1.95%)	5158	74 (1.43%)	4745	90 (1.90%)
<i>Elizabeth Taylor</i> [10]	5738	114 (1.99%)	5232	35 (0.67%)	5491	9 (0.16%)	5156	52 (1.01%)	5056	15 (0.30%)
<i>Embraced</i> [104]	4032	265 (6.57%)	3937	214 (5.44%)	4014	195 (4.86%)	4001	206 (5.15%)	3906	173 (4.43%)
<i>Frankenstein</i> [96]	4770	2022 (42.39%)	4537	1637 (36.08%)	4646	776 (16.70%)	4290	463 (10.79%)	4467	1447 (32.39%)
<i>Golden Child</i> [58]	936	23 (2.46%)	928	9 (0.97%)	931	12 (1.29%)	924	9 (0.97%)	925	3 (0.32%)
<i>Harry Potter and the Sorcerer's Stone</i> [88]	4440	576 (12.97%)	4435	561 (12.65%)	4441	124 (2.79%)	4439	432 (9.73%)	4430	220 (4.97%)
<i>Kill the Dead</i> [64]	5925	62 (1.05%)	5912	28 (0.47%)	5925	39 (0.66%)	5916	59 (1.00%)	5910	20 (0.34%)
<i>Killer Instinct</i> [42]	5782	129 (2.23%)	5746	70 (1.22%)	5774	70 (1.21%)	5748	88 (1.53%)	5732	43 (0.75%)
<i>M. Butterfly</i> [57]	1190	52 (4.37%)	1173	22 (1.88%)	1188	36 (3.03%)	1170	26 (2.22%)	1171	21 (1.79%)
<i>No Visible Bruises</i> [98]	6944	110 (1.58%)	6132	59 (0.96%)	6465	50 (0.77%)	6262	69 (1.10%)	5946	45 (0.76%)
<i>Orlando</i> [117]	4425	23 (0.52%)	4397	19 (0.43%)	4411	4 (0.09%)	4306	7 (0.16%)	4373	13 (0.30%)
<i>Poison Ink</i> [46]	3610	60 (1.66%)	3606	21 (0.58%)	3610	38 (1.05%)	3602	34 (0.94%)	3597	18 (0.50%)
<i>Sam the Cat</i> [68]	3260	29 (0.89%)	3253	19 (0.58%)	3260	18 (0.55%)	3254	16 (0.49%)	3248	13 (0.40%)
<i>Sandman Slim</i> [62]	5165	65 (1.26%)	5164	37 (0.72%)	5165	40 (0.77%)	5163	54 (1.05%)	5164	23 (0.45%)
<i>Sunburn</i> [76]	4169	45 (1.08%)	4167	22 (0.53%)	4168	23 (0.55%)	4167	28 (0.67%)	4162	14 (0.34%)
<i>The Beautiful Struggle</i> [22]	2808	1 (0.04%)	2787	2 (0.07%)	2806	0 (0.00%)	2758	3 (0.11%)	2777	0 (0.00%)
<i>The Bedwetter</i> [97]	3121	38 (1.22%)	3077	24 (0.78%)	3115	19 (0.61%)	3083	29 (0.94%)	3061	10 (0.33%)
<i>The Brief Wondrous Life of Oscar Wao</i> [36]	5001	30 (0.60%)	4990	25 (0.50%)	4997	20 (0.40%)	4961	23 (0.46%)	4979	24 (0.48%)
<i>The Confessions of Max Tivoli</i> [53]	4588	16 (0.35%)	4580	7 (0.15%)	4586	14 (0.31%)	4567	11 (0.24%)	4579	7 (0.15%)
<i>The Diamond Age</i> [101]	10358	56 (0.54%)	9875	27 (0.27%)	10206	18 (0.18%)	9537	22 (0.23%)	9706	26 (0.27%)
<i>The Future of the Internet and How to Stop It</i> [119]	8385	335 (4.00%)	4261	106 (2.49%)	5521	51 (0.92%)	4456	173 (3.88%)	3956	90 (2.28%)
<i>The Great Gatsby</i> [43]	2620	799 (30.50%)	2602	708 (27.21%)	2613	62 (2.37%)	2589	395 (15.26%)	2587	250 (9.66%)
<i>The Hobbit</i> [106]	4994	286 (5.73%)	4987	197 (3.95%)	4990	42 (0.84%)	4979	93 (1.87%)	4983	91 (1.83%)
<i>The Making of a Mediterranean Emirate</i> [87]	5734	313 (5.46%)	5274	196 (3.72%)	5435	94 (1.73%)	4939	113 (2.29%)	5226	166 (3.18%)
<i>The Myth of Sisyphus</i> [13]	3426	98 (2.86%)	3125	101 (3.23%)	3233	32 (0.99%)	2879	49 (1.70%)	3031	71 (2.34%)
<i>The Path of Minor Planets</i> [52]	5559	18 (0.32%)	5531	7 (0.13%)	5555	7 (0.13%)	5522	13 (0.24%)	5514	6 (0.11%)
<i>The President's Vampire</i> [39]	4670	71 (1.52%)	4612	37 (0.80%)	4661	49 (1.05%)	4625	37 (0.80%)	4568	27 (0.59%)
<i>The Water Dancer</i> [24]	6901	82 (1.19%)	6895	62 (0.90%)	6899	63 (0.91%)	6885	65 (0.94%)	6887	52 (0.76%)
<i>The Wrong Dead Guy</i> [65]	6009	69 (1.15%)	5997	35 (0.58%)	6008	41 (0.68%)	5987	32 (0.53%)	5993	26 (0.43%)
<i>Tree and Leaf</i> [107]	2192	115 (5.25%)	2165	111 (5.13%)	2185	19 (0.87%)	2142	43 (2.01%)	2153	70 (3.25%)
<i>Trying to Find Chinatown</i> [59]	3324	90 (2.71%)	3318	43 (1.30%)	3319	46 (1.39%)	3315	47 (1.42%)	3318	26 (0.78%)
<i>Unglued</i> [103]	2956	132 (4.47%)	2833	98 (3.46%)	2909	84 (2.89%)	2870	94 (3.28%)	2805	90 (3.21%)
<i>We Were Eight Years in Power</i> [23]	6641	173 (2.61%)	5303	112 (2.11%)	5885	62 (1.05%)	5407	76 (1.41%)	5017	74 (1.47%)
<i>Who Is Rich</i> [69]	5042	57 (1.13%)	4971	44 (0.89%)	5025	52 (1.03%)	4959	53 (1.07%)	4936	43 (0.87%)

Table 42: The number of samples for which extraction probabilities are computed (# p_z) and the number of extraction probabilities > 0 (# $p_z > 0$) for each book at model. These are our "cheap" experiments, where we sample a small number of examples randomly from each of these 50 books, where the number of examples is proportional to the length of the book (1% of the character length). Examples can overlap. We show the percentage of $p_z > 0$, and highlight cases where this percentage is greater than 1% in blue, greater than 5% in purple, and greater than 10% in red.

Book	Llama 1 13B		Llama 3.1 8B		Pythia 12B		Gemma 2 9B		Phi 4	
	# p_z	# $p_z > .0001$ (%)	# p_z	# $p_z > .0001$ (%)	# p_z	# $p_z > 0.0001$ (%)	# p_z	# $p_z > .0001$ (%)	# p_z	# $p_z > .0001$ (%)
<i>After I'm Gone</i> [75]	5174	0 (0.00%)	5168	2 (0.04%)	5173	5 (0.10%)	5167	1 (0.02%)	5166	1 (0.02%)
<i>After Tupac and D Foster</i> [114]	1541	12 (0.78%)	1541	9 (0.58%)	1541	12 (0.78%)	1541	3 (0.19%)	1540	3 (0.19%)
<i>Alice's Adventures in Wonderland</i> [19]	6960	491 (7.05%)	6855	536 (7.82%)	6912	38 (0.55%)	6811	246 (3.61%)	6828	202 (2.96%)
<i>All the Onions</i> [60]	599	0 (0.00%)	583	0 (0.00%)	590	7 (1.19%)	579	1 (0.17%)	575	0 (0.00%)
<i>Aloha from Hell</i> [63]	6333	3 (0.05%)	6323	5 (0.08%)	6333	9 (0.14%)	6329	1 (0.02%)	6316	0 (0.00%)
<i>Another Bloody Chapter In an Endless Civil War</i> [112]	10785	10 (0.09%)	10288	15 (0.15%)	10528	10 (0.09%)	10181	11 (0.11%)	10133	14 (0.14%)
<i>Another Brooklyn</i> [116]	1294	23 (1.78%)	1292	22 (1.70%)	1294	29 (2.24%)	1292	24 (1.86%)	1292	19 (1.47%)
<i>Ararat</i> [48]	4973	8 (0.16%)	4912	5 (0.10%)	4954	15 (0.30%)	4905	7 (0.14%)	4884	3 (0.06%)
<i>Blood Oath</i> [38]	5300	15 (0.28%)	5265	8 (0.15%)	5285	16 (0.30%)	5260	4 (0.08%)	5254	2 (0.04%)
<i>Blood of the Four</i> [49]	7794	3 (0.04%)	7748	5 (0.06%)	7785	8 (0.10%)	7704	4 (0.05%)	7705	3 (0.04%)
<i>Brown Girl Dreaming</i> [12]	1691	2 (0.12%)	1688	0 (0.00%)	1690	2 (0.12%)	1687	0 (0.00%)	1688	0 (0.00%)
<i>Catch-22</i> [55]	11043	20 (0.18%)	10648	20 (0.19%)	10866	13 (0.12%)	10259	8 (0.08%)	10539	10 (0.09%)
<i>Dante and the Origins of Italian Culture</i> [6]	11313	1 (0.01%)	10937	2 (0.02%)	11112	2 (0.02%)	10672	3 (0.03%)	10843	6 (0.06%)
<i>Dead Ringer</i> [47]	5375	8 (0.15%)	5297	7 (0.13%)	5352	12 (0.22%)	5281	10 (0.19%)	5259	5 (0.10%)
<i>Down and Out in the Magic Kingdom</i> [34]	2586	6 (0.23%)	2580	3 (0.12%)	2584	6 (0.23%)	2577	3 (0.12%)	2573	0 (0.00%)
<i>Drown</i> [35]	2363	0 (0.00%)	2356	0 (0.00%)	2361	0 (0.00%)	2342	0 (0.00%)	2350	0 (0.00%)
<i>Dungeons and Dragons and Philosophy</i> [25]	6489	17 (0.26%)	4989	9 (0.18%)	5746	23 (0.40%)	5158	7 (0.14%)	4745	10 (0.21%)
<i>Elizabeth Taylor</i> [10]	5738	1 (0.02%)	5232	0 (0.00%)	5491	1 (0.02%)	5156	0 (0.00%)	5056	0 (0.00%)
<i>Embraced</i> [104]	4032	82 (2.03%)	3937	71 (1.80%)	4014	75 (1.87%)	4001	67 (1.67%)	3906	45 (1.15%)
<i>Frankenstein</i> [96]	4770	191 (4.00%)	4537	174 (3.84%)	4646	13 (0.28%)	4290	58 (1.35%)	4467	384 (8.60%)
<i>Golden Child</i> [58]	936	0 (0.00%)	928	0 (0.00%)	931	4 (0.43%)	924	0 (0.00%)	925	0 (0.00%)
<i>Harry Potter and the Sorcerer's Stone</i> [88]	4440	37 (0.83%)	4435	38 (0.86%)	4441	5 (0.11%)	4439	54 (1.22%)	4430	33 (0.74%)
<i>Kill the Dead</i> [64]	5925	3 (0.05%)	5912	3 (0.05%)	5925	7 (0.12%)	5916	3 (0.05%)	5910	2 (0.03%)
<i>Killer Instinct</i> [42]	5782	12 (0.21%)	5746	9 (0.16%)	5774	11 (0.19%)	5748	9 (0.16%)	5732	7 (0.12%)
<i>M. Butterfly</i> [57]	1190	4 (0.34%)	1173	5 (0.43%)	1188	12 (1.01%)	1170	4 (0.34%)	1171	0 (0.00%)
<i>No Visible Bruises</i> [98]	6944	20 (0.29%)	6132	20 (0.33%)	6465	21 (0.32%)	6262	20 (0.32%)	5946	20 (0.34%)
<i>Orlando</i> [117]	4425	0 (0.00%)	4397	2 (0.05%)	4411	0 (0.00%)	4306	0 (0.00%)	4373	2 (0.05%)
<i>Poison Ink</i> [46]	3610	3 (0.08%)	3606	0 (0.00%)	3610	1 (0.03%)	3602	1 (0.03%)	3597	0 (0.00%)
<i>Sam the Cat</i> [68]	3260	2 (0.06%)	3253	1 (0.03%)	3260	4 (0.12%)	3254	1 (0.03%)	3248	0 (0.00%)
<i>Sandman Slim</i> [62]	5165	3 (0.06%)	5164	4 (0.08%)	5165	4 (0.08%)	5163	3 (0.06%)	5164	2 (0.04%)
<i>Sunburn</i> [76]	4169	7 (0.17%)	4167	7 (0.17%)	4168	9 (0.22%)	4167	9 (0.22%)	4162	6 (0.14%)
<i>The Beautiful Struggle</i> [22]	2808	0 (0.00%)	2787	0 (0.00%)	2806	0 (0.00%)	2758	0 (0.00%)	2777	0 (0.00%)
<i>The Bedwetter</i> [97]	3121	5 (0.16%)	3077	3 (0.10%)	3115	8 (0.26%)	3083	4 (0.13%)	3061	2 (0.07%)
<i>The Brief Wondrous Life of Oscar Wao</i> [36]	5001	11 (0.22%)	4990	10 (0.20%)	4997	10 (0.20%)	4961	8 (0.16%)	4979	0 (0.00%)
<i>The Confessions of Max Tivoli</i> [53]	4588	0 (0.00%)	4580	0 (0.00%)	4586	1 (0.02%)	4567	0 (0.00%)	4579	0 (0.00%)
<i>The Diamond Age</i> [101]	10358	2 (0.02%)	9875	2 (0.02%)	10206	1 (0.01%)	9537	0 (0.00%)	9706	2 (0.02%)
<i>The Future of the Internet and How to Stop It</i> [119]	8385	13 (0.16%)	4261	9 (0.21%)	5521	11 (0.20%)	4456	6 (0.13%)	3956	5 (0.13%)
<i>The Great Gatsby</i> [43]	2620	141 (5.38%)	2602	107 (4.11%)	2613	10 (0.38%)	2589	97 (3.75%)	2587	85 (3.29%)
<i>The Hobbit</i> [106]	4994	33 (0.66%)	4987	29 (0.58%)	4990	0 (0.00%)	4979	12 (0.24%)	4983	25 (0.50%)
<i>The Making of a Mediterranean Emirate</i> [87]	5734	25 (0.44%)	5274	26 (0.49%)	5435	29 (0.53%)	4939	28 (0.57%)	5226	23 (0.44%)
<i>The Myth of Sisyphus</i> [13]	3426	28 (0.82%)	3125	46 (1.47%)	3233	21 (0.65%)	2879	26 (0.90%)	3031	32 (1.06%)
<i>The Path of Minor Planets</i> [52]	5559	5 (0.09%)	5531	0 (0.00%)	5555	3 (0.05%)	5522	0 (0.00%)	5514	0 (0.00%)
<i>The President's Vampire</i> [39]	4670	9 (0.19%)	4612	4 (0.09%)	4661	15 (0.32%)	4625	4 (0.09%)	4568	1 (0.02%)
<i>The Water Dancer</i> [24]	6901	36 (0.52%)	6895	38 (0.55%)	6899	37 (0.54%)	6885	38 (0.55%)	6887	36 (0.52%)
<i>The Wrong Dead Guy</i> [65]	6009	6 (0.10%)	5997	5 (0.08%)	6008	11 (0.18%)	5987	5 (0.08%)	5993	4 (0.07%)
<i>Tree and Leaf</i> [107]	2192	34 (1.55%)	2165	39 (1.80%)	2185	11 (0.50%)	2142	14 (0.65%)	2153	18 (0.84%)
<i>Trying to Find Chinatown</i> [59]	3324	0 (0.00%)	3318	0 (0.00%)	3319	1 (0.03%)	3315	0 (0.00%)	3318	0 (0.00%)
<i>Unglued</i> [103]	2956	43 (1.45%)	2833	39 (1.38%)	2909	30 (1.03%)	2870	31 (1.08%)	2805	12 (0.43%)
<i>We Were Eight Years in Power</i> [23]	6641	26 (0.39%)	5303	25 (0.47%)	5885	23 (0.39%)	5407	22 (0.41%)	5017	19 (0.38%)
<i>Who Is Rich</i> [69]	5042	37 (0.73%)	4971	35 (0.70%)	5025	41 (0.82%)	4959	36 (0.73%)	4936	34 (0.69%)

Table 43: The number of samples for which extraction probabilities are computed (# p_z) and the number of extraction probabilities > 0.0001 (# $p_z > 0.0001$) for each book at model. These are our "cheap" experiments, where we sample a small number of examples randomly from each of these 50 books, where the number of examples is proportional to the length of the book (1% of the character length). Examples can overlap. We show the percentage of $p_z > 0.0001$, and highlight cases where this percentage is greater than 1% in blue, greater than 5% in purple, and greater than 10% in red.

G.3 Additional results on *Harry Potter*

We dig a bit deeper into the particularly high probabilistic extraction and memorization results that we obtained for *Harry Potter and the Sorcerer's Stone* [88] for LLAMA 3.1 70B. We compare results for the 100-token sequences that we sample using a sliding window of 10 characters across the whole book (see Appendix G.1) for different suffix start positions, which yield different prefix and suffix lengths. We generally present results using the standard split of 50-token prefix and 50-token suffix. Here we include results for 25-token prefix/ 75-token suffix and 75-token prefix / 25-token suffix.

As expected, using a prefix length of 25 tokens and suffix length of 75 tokens results in lower values of extraction. This is likely due to the combined effects of conditioning on less context (only 25 tokens) and the fact that we are attempting to extract a relatively much longer sequence (75 tokens, in comparison to 50). Nevertheless, the amount of extraction remains quite high. Conversely, using a prefix length of 75 tokens and a suffix length of 25 tokens has the reverse overall effect. **We caution that a suffix length of 25 tokens is below the standard minimum used in the literature for extraction and memorization claims. We are conservative in our analysis and do not make claims about extraction and memorization for the figures associated with this setting. We include it as a sanity check (i.e., to show that these settings exhibit the trend we expect, given how we have changed the prefix and suffix lengths).**

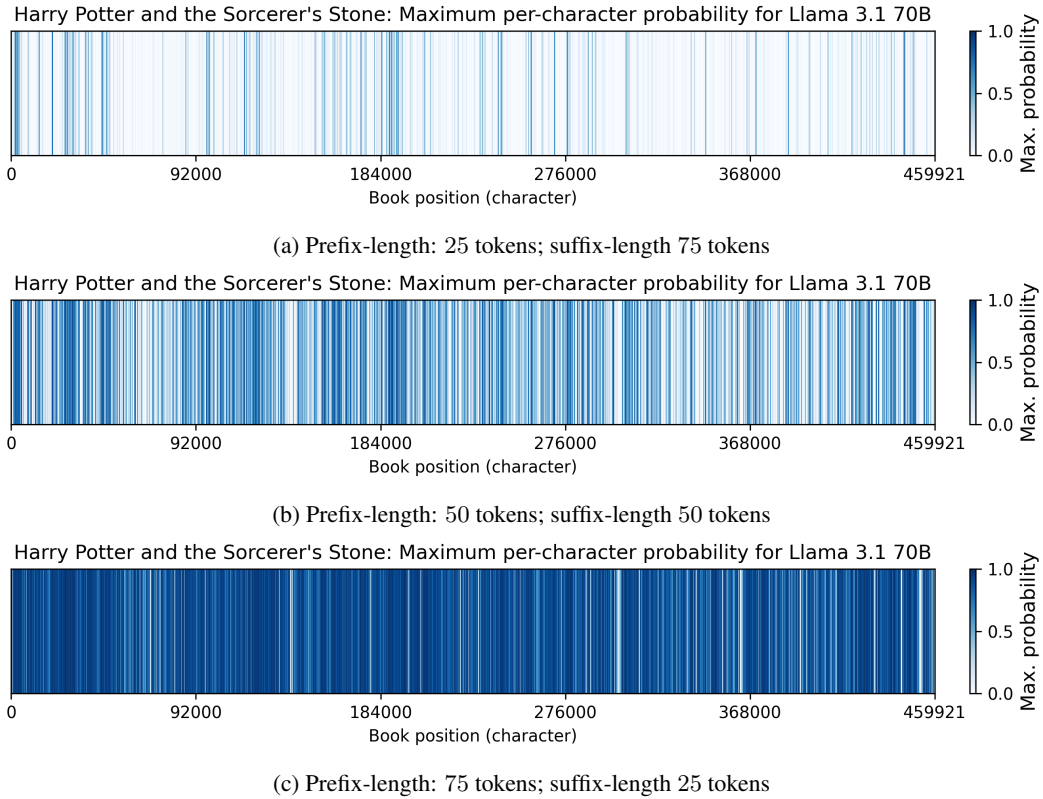


Figure 104: Comparing heatmaps for LLAMA 3.1 70B for different prefix and suffix lengths for 100-token examples. These heatmaps show regions of extraction “hot-spots” according to location (character position) in the book. To highlight these regions, for overlapping examples in the sliding window, we find (and plot) the highest extraction probability at the particular character location. The goal here is to identify high-probability “hot-spots,” for which we further investigate the underlying examples in follow-up experiments. **We are conservative in our analysis, and do not make claims about extraction and memorization for the bottom figure, which has a relatively small suffix length. We include it as a sanity check (i.e., to show that it exhibits the trend we expect, given how we have changed the prefix and suffix lengths).**

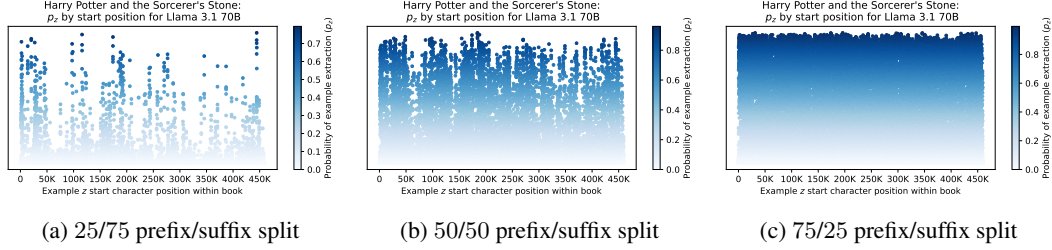


Figure 105: As alternative view for heatmaps, which collapse overlapping examples into a single one-dimensional band per character, we plot the probability of extraction for each example z , according to its start position within the overall book. These start positions are unique, so each example has a dot. Reading along the x -axis, the band of blue (for the given y -axis value, indicating the probability) shows how many examples were extracted with that probability for the entire book. White gaps along the x -axis indicate that an example (with that start position) was not extracted (i.e., has 0 probability). A continuous band of blue (of that particular shade, associated with the probability on the y -axis) effectively indicates that we can extract the entire book with that associated probability. **We are conservative in our analysis, and do not make claims about extraction and memorization for the third figure, on the right. We include it as a sanity check (i.e., to show that it exhibits the trend we expect, given how we have changed the prefix and suffix lengths).**

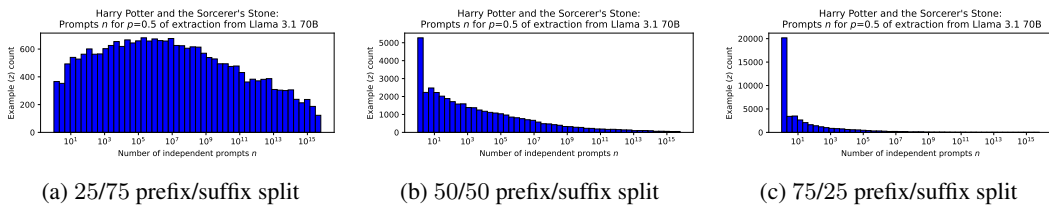


Figure 106: As alternative view, we plot the distribution of the number of independent prompts n one would need to extract examples with at least probability $p = 0.5$ (i.e., a coin flip) for all of the sliding-window samples, which collapse overlapping examples into a single one-dimensional band per character, we plot the probability of extraction for each example z , according to its start position within the overall book. **We are conservative in our analysis, and do not make claims about extraction and memorization for the third figure, on the right. We include it as a sanity check (i.e., to show that it exhibits the trend we expect, given how we have changed the prefix and suffix lengths).**

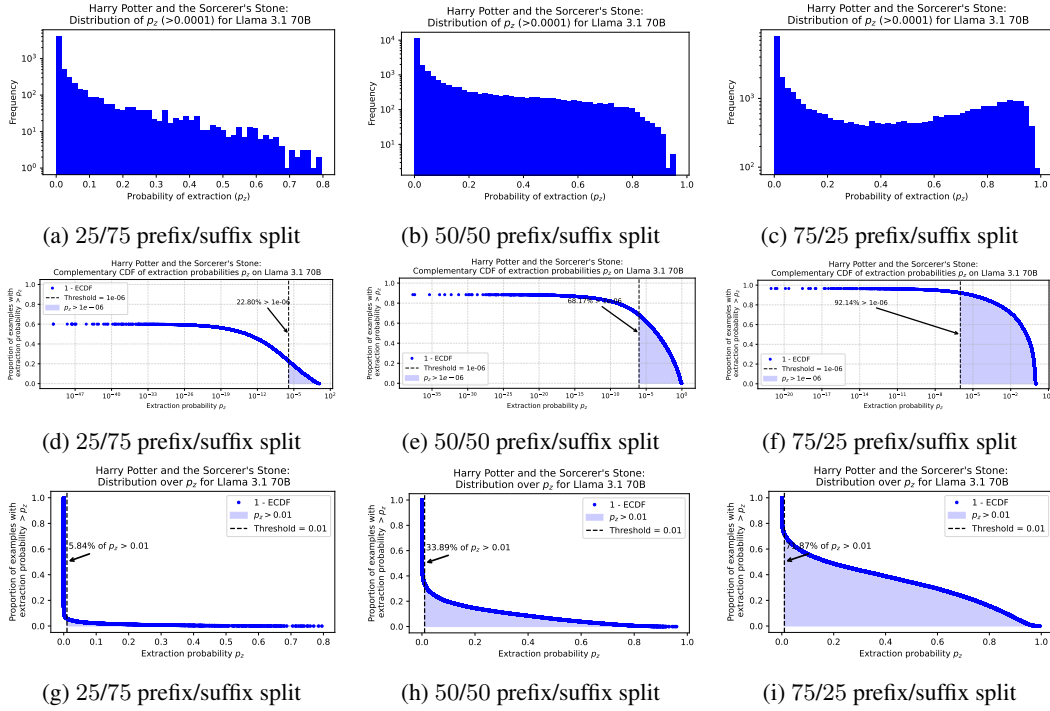


Figure 107: As alternative view, we plot different ways to visualize the distribution over per-example probabilities p_z . The top row shows the distribution over $p_v z$ (limited to $p_z > 0.0001$) for different prefix and suffix lengths. The middle shows the entire complementary CDF (CCDF) for the distribution over p_z (indicating the number of examples whose $p_z > .0001$, which covers the same $p_v z$ that are plotted in the histograms in the top row). The bottom row shows a zoomed-in version of the CCDF, and indicates the $p_z > 0.01$. **We are conservative in our analysis, and do not make claims about extraction and memorization for the third column of figures, on the right. We include these plots as a sanity check (i.e., to show that they exhibits the trend we expect, given how we have changed the prefix and suffix lengths).**

H Selection of extracted examples

This project generated tens of thousands of extracted examples. We could not evaluate them all manually. We provide a brief selection of arbitrarily chosen extracted examples from some of the 36 books in the sliding window experiments. (See Section 4 & Appendix G.1). We defer discussion of these examples (and our book-level results) to Appendix I. We also refer to some of these examples in Section 4. Unless otherwise specified, all examples have a prefix length of 50 tokens and a suffix length of 50 tokens.

Almost all books indicate high-probability extraction for the copyright notice. This is highly duplicated text, so it is not necessarily the case that the high extraction probability/ memorization is *due to* the exact text from which we extract it. It is still memorized, under this definition of memorization. The relationship between duplication and memorization is well-documented [70]. Similarly, publisher addresses, authors biographies (which are also highly duplicated text on the internet) also show up as extractable for many books. We provide some non-exhaustive examples of this for some books.

Given the language in some of the text, we do not include it in the arXiv version of our paper. Please see [here](#) instead.

I Discussion of extended results

We defer detailed discussion to future work. We simply reiterate our main takeaway, which is clear from the extended results we present in the Appendix. Memorization (as measured by a specific technique that focuses on probabilistic extraction, see Appendix B) varies significantly across models for the same book, and across books for the same model. Average extraction rates don’t reveal this nuance; it’s necessary to examine per-book extraction metrics to get this view.

We only ran experiments for a small fraction of the entire Books3 dataset—running detailed experiments for 36 books (Appendix G.1), and some cheaper random sampling experiments for an additional 20 books (Appendix G.2). We took care to sample books from a variety of sources—in copyright, in the public domain, openly licensed. We included popular books, as well as more obscure ones (Appendix E). Overall, very popular books exhibit the most memorization. It seems likely that these books are duplicated on different parts of the internet; de-duplication is a challenging problem to implement in practice [70], so it is likely that least some duplicate text persists in training datasets for LLMs.

Even so, it seems unlikely that duplicates completely explain the patterns we observe. LLAMA 3.1 70B exhibits a lot more memorization than any other model. It’s true that it is the biggest model that we tested in our sliding-window experiments, and so we plan to examine other large models in future work to see if there is a particular role of scale/ training dynamics at this scale. However, LLAMA 3.1 70B exhibits higher average extraction rates than LLAMA 2 70B, and LLAMA 1 65B (a model of a similar size) exhibits less memorization of Books3 both in general and on the specific books we test. In general, we observe a pattern that later generations of Llama models memorize more than earlier ones, with respect to average extraction rates (Appendix F).

Most books we tested exhibited minimal memorization. The memorization that they did exhibit frequently fell into one of a few categories: copyright notices, publisher addresses, chapter listings, and author biographies (Appendix H). All of these are types of text that are highly duplicated (partially or exactly). And so, extraction of a copyright notice from a given book doesn’t necessarily mean it was memorized from that book; it was likely memorized due to the presence of numerous similar pieces of text in the training data. The same is also true for author biographies, which are printed on websites, not just in books.

Another (less frequent) category was the extraction of text from popular (likely duplicated) sources that are quoted within books: the Bible, philosophers like John Stuart Mill, classics like those by Dante Alighieri, and text from U.S. government documents (Appendix H). In many cases, this was the only such text we were able to extract with non-trivial probability from some books.

With respect to the books that we tested that are within the scope of the *Kadrey et al. v. Meta, Inc.* class action suit [66], we weren’t able to extract much memorized training data. There were notable exceptions (e.g., Coates [23], Díaz [36], Hwang [57]). It’s of course possible that another extraction technique could reveal memorization, but we were unable to meaningfully do so for many books. Memorization of training data is only one issue being argued in that suit, and that our work is only about memorization. Further, we will emphasize again that, even for highly memorized books, we are *not* extracting enormous amounts of text in one go. That is *not* what we did in this project. Nor should such a thing be reasonably possible for a high-quality LLM, as any sufficiently long sequence should have 0 probability. (See Section 2 and Appendix C.) We have made a significant effort to make sure our work is not misunderstood to suggest otherwise. If something is unclear, please reach out to the corresponding authors.

And last, we were able to extract relatively enormous amounts of memorized training data in some cases, from both public domain books (e.g., Carroll [19], Fitzgerald [43], Joyce [61]) and popular in-copyright books of all stripes (e.g., Brown [11], Camus [13], Martin [79], Rowling [88], Sandberg [92], Tolkien [106]). In particular, we intend to investigate this further for Llama 3 models, which exhibited an order of magnitude more memorization on some books than our worst-case estimates prior to starting this project.