

Nonlinear Laplacians: Tunable principal component analysis under directional prior information

Yuxin Ma* and Dmitriy Kunisky†

Department of Applied Mathematics and Statistics, Johns Hopkins University

May 18, 2025

Abstract

We introduce a new family of algorithms for detecting and estimating a rank-one signal from a noisy observation under prior information about that signal’s direction, focusing on examples where the signal is known to have entries biased to be positive. Given a matrix observation \mathbf{Y} , our algorithms construct a *nonlinear Laplacian*, another matrix of the form $\mathbf{Y} + \text{diag}(\sigma(\mathbf{Y}\mathbf{1}))$ for a nonlinear $\sigma : \mathbb{R} \rightarrow \mathbb{R}$, and examine the top eigenvalue and eigenvector of this matrix. When \mathbf{Y} is the (suitably normalized) adjacency matrix of a graph, our approach gives a class of algorithms that search for unusually dense subgraphs by computing a spectrum of the graph “deformed” by the degree profile $\mathbf{Y}\mathbf{1}$. We study the performance of such algorithms compared to direct spectral algorithms (the case $\sigma = 0$) on models of sparse principal component analysis with biased signals, including the Gaussian planted submatrix problem. For such models, we rigorously characterize the critical threshold strength of rank-one signal, as a function of the nonlinearity σ , at which an outlier eigenvalue appears in the spectrum of a nonlinear Laplacian. While identifying the σ that minimizes this critical signal strength in closed form seems intractable, we explore three approaches to design σ numerically: exhaustively searching over simple classes of σ , learning σ from datasets of problem instances, and tuning σ using black-box optimization of the critical signal strength. We find both theoretically and empirically that, if σ is chosen appropriately, then nonlinear Laplacian spectral algorithms substantially outperform direct spectral algorithms, while avoiding the complexity of broader classes of algorithms like approximate message passing or general first order methods.

*Email: yma93@jhu.edu. Partially supported by NSF grant CCF-2430292.

†Email: kunisky@jhu.edu.

Contents

1	Introduction	1
1.1	Summary of contributions	2
1.2	Nonlinear Laplacian spectral algorithms	3
1.3	Characterization of outlier eigenvalues	4
1.4	Example: Gaussian Planted Submatrix and Planted Clique models	6
1.5	Proof techniques	8
1.6	Numerical optimization of nonlinearities	10
1.7	Related work	11
2	Preliminaries	13
2.1	Notation	13
2.2	Probability tools	14
2.3	Random matrix theory	19
2.4	Free probability	22
3	General random matrix analysis	23
3.1	Largest eigenvalue of a rank-one perturbation of a diagonal matrix	23
3.2	Analysis of signal eigenvalues: Proof of Lemma 1.13	25
3.3	Compression to obtain independent spiked matrix model	30
3.4	Analysis of compressed σ -Laplacian eigenvalues	34
3.4.1	Weak convergence: Proof of Lemma 1.14	34
3.4.2	Largest eigenvalue: Proof of Theorem 1.8	34
3.5	Challenges in eigenvector analysis	37
3.6	Limitation of degree methods: Proof of Theorem 1.10	37
4	Specific models	39
4.1	Gaussian Planted Submatrix model	39
4.1.1	Specialization of main results	39
4.1.2	Discussion of numerically optimized nonlinearities	39
4.2	Planted Clique model	42
4.3	Heuristic discussion of dense signals	43
4.4	Transferability of nonlinearities	44
5	Generalizations and future directions	46
5.1	Generalized directional prior information	46
5.2	Generalized architectures and relation to graph neural networks	46
	Acknowledgments	47
	References	47
A	Details of numerical methods	52
A.1	Estimation of additive free convolution	53
A.2	Computation of $\theta_\sigma(\beta)$ and $\beta_*(\sigma)$	53
A.3	Neural network training procedure	54

1 Introduction

Principal component analysis (PCA) is one of the most ubiquitous computational tasks in statistics and data science, seeking to extract informative low-rank structures from noisy observations organized into matrices (see, e.g., [AW10, JC16, JP18, GGH⁺22] for a few of the huge number of available surveys). We will study a family of mathematical models of such problems involving detecting or recovering these low-rank structures. These problems are specified by a family of probability measures $\mathbb{P}_{n,\beta}$ on $n \times n$ symmetric matrices, where β is a *signal-to-noise* parameter. The observed matrix is biased in the direction of a low-rank *signal*: there is a latent unobserved unit vector $\mathbf{x} \in \mathbb{S}^{n-1} \subset \mathbb{R}^n$ such that, when $\mathbf{Y} \sim \mathbb{P}_{n,\beta}$, then

$$\mathbb{E}[\mathbf{Y} \mid \mathbf{x}] \approx \beta \sqrt{n} \cdot \mathbf{x} \mathbf{x}^\top.$$

For this class of problems, we consider two computational tasks (although we will mostly focus on the former in our theoretical results):

1. **Detection:** Determine whether the observed data is uniformly random ($\beta = 0$) or contains a signal ($\beta > 0$). In particular, we say that a sequence of functions $f_n : \mathbb{R}_{\text{sym}}^{n \times n} \rightarrow \{0, 1\}$ (usually encoding a single algorithm allowing for various n) achieves *strong detection* if

$$\lim_{n \rightarrow \infty} \mathbb{P}_{n,\beta}(f_n(\mathbf{Y}) = 1) = \lim_{n \rightarrow \infty} \mathbb{P}_{n,0}(f_n(\mathbf{Y}) = 0) = 1.$$

2. **Recovery:** When $\beta > 0$, estimate the hidden signal \mathbf{x} .¹ We say that a sequence of functions $\hat{\mathbf{x}} = \hat{\mathbf{x}}_n : \mathbb{R}_{\text{sym}}^{n \times n} \rightarrow \mathbb{S}^{n-1}$ achieves *weak recovery* if, for some $\delta > 0$,

$$\liminf_{n \rightarrow \infty} \mathbb{P}_{n,\beta}(|\langle \hat{\mathbf{x}}_n(\mathbf{Y}), \mathbf{x} \rangle| \geq \delta) > 0,$$

and achieves *strong recovery* if $|\langle \hat{\mathbf{x}}_n(\mathbf{Y}), \mathbf{x} \rangle| \rightarrow 1$ in probability as $n \rightarrow \infty$.

A common approach to such problems that we detail in Section 1.3 is to “perform PCA” on \mathbf{Y} directly, meaning in this context to look for an unusually large eigenvalue to test whether $\beta = 0$ or $\beta > 0$, and to estimate \mathbf{x} by the eigenvector associated to such an eigenvalue. We call this a *direct spectral algorithm*. This approach is effective, but is agnostic to any information we might have in advance about the hidden \mathbf{x} . In this paper, we propose a new framework for improving direct spectral algorithms when we have some knowledge about \mathbf{x} . In particular, our approach will be sensible when we have *directional* information about \mathbf{x} , say that it lies in a given convex cone, a class of problem proposed by [DMR14] to unify numerous special cases like Non-Negative PCA and the Planted Submatrix and Planted Clique problems that we will discuss below. Our approach is probably *not* well-suited to other kinds of structural prior information that other works have sought to exploit, like sparsity [ZHT06, AW08, JL09, DM14] or the opposite assumption of a perfectly flat signal from the hypercube, $\mathbf{x} \in \{\pm 1/\sqrt{n}\}^n$ [DAM15, FMM18].

To be concrete, we will consider the following class of models where $\langle \mathbf{x}, \mathbf{1} \rangle$ is somewhat large with high probability.

Definition 1.1 (Sparse Biased PCA). *Let $p = p(n) \in [0, 1]$ satisfy*

$$\omega\left(\frac{(\log n)^c}{n}\right) \leq p(n) \leq o(1)$$

¹Since the actual signal is $\mathbf{x} \mathbf{x}^\top$ which is unchanged by negating \mathbf{x} , it is only sensible to ask to estimate either this matrix or $\{\mathbf{x}, -\mathbf{x}\}$, which is why we take the absolute value of the inner product of an estimator with \mathbf{x} .

for some $c > 6$.² Let η be a subgaussian probability measure with positive mean, $\mathbb{E}_{z \sim \eta} z > 0$. Let $\mathbf{x} := \mathbf{y}/\|\mathbf{y}\|$ with $\mathbf{y} \in \mathbb{R}^n$ having entries $y_i = \varepsilon_i z_i$, where $z_i \stackrel{\text{i.i.d.}}{\sim} \eta$ and $\varepsilon_i \in \{0, 1\}$ are drawn in one of the following ways:

- **Random Subset:** Sample $S \subseteq [n]$ uniformly at random among subsets of size $|S| = pn$, and set $\varepsilon_i := \mathbb{1}\{i \in S\}$.³
- **Independent Entries:** Draw $\varepsilon_i \stackrel{\text{i.i.d.}}{\sim} \text{Ber}(p)$.

We call this choice the sparsity model. Finally, we draw $\mathbf{Y} \sim \mathbb{P}_{n,\beta}$ from this model as

$$\mathbf{Y} = \beta\sqrt{n} \cdot \mathbf{x}\mathbf{x}^\top + \mathbf{W}$$

for \mathbf{W} a symmetric matrix drawn from the Gaussian orthogonal ensemble (GOE), i.e., having $W_{ij} = W_{ji} \sim \mathcal{N}(0, 1 + \mathbb{1}\{i = j\})$ independently.⁴ We call $(\eta, p(n))$ the model parameters and β the signal strength of the model.

In these models, clearly we have arranged to have $\mathbb{E}[\mathbf{Y} \mid \mathbf{x}] = \beta\sqrt{n} \cdot \mathbf{x}\mathbf{x}^\top$ exactly. Our models are in the spirit of Non-Negative PCA [MR15], where the stricter entrywise condition $x_i \geq 0$ is imposed. On the other hand, unlike that work, for technical reasons we focus on sparse \mathbf{x} , though our algorithms seem sensible for dense \mathbf{x} as well (see Section 4.3). The following is one special case of our model that has been widely studied [MRZ15, MW15, HWX17, CX16, BMV⁺18, BBH19, LM19, GJS21].

Example 1.2 (Gaussian Planted Submatrix). Let $\eta := \delta_1$ be the probability measure concentrated on the constant 1, let $p(n) := \beta/\sqrt{n}$ for the same β as the signal strength, and use the Random Subset sparsity model. The result is that \mathbf{Y} has the law of the Gaussian random matrix \mathbf{W} , where a random principal submatrix of dimension $\beta\sqrt{n}$ has had the means of its entries elevated from 0 to 1.

While we focus on the specific case of \mathbf{x} correlated with $\mathbf{1}$, in Section 5.1 we discuss possible extensions to other forms of directional prior information.

1.1 Summary of contributions

In this paper, we first propose a new PCA algorithm that seeks to incorporate our prior information about \mathbf{x} by deforming the matrix \mathbf{Y} before computing its top eigenpair. Namely, we add to (a normalized version of) \mathbf{Y} a diagonal matrix \mathbf{D} with entries given by a bounded nonlinear function σ of (a normalized version of) the entries of $\mathbf{Y}\mathbf{1}$, for $\mathbf{1}$ the all-ones vector. The idea behind these *nonlinear Laplacian* matrices is that, since $\mathbf{x}\mathbf{x}^\top$ is rank-one and \mathbf{x} is positively correlated with $\mathbf{1}$, both the spectrum of \mathbf{Y} and the vector $\mathbf{Y}\mathbf{1}$ carry information about \mathbf{x} . Forming a diagonal matrix from the latter and attenuating its largest entries by applying σ lets these two sources of information cooperate, leading to a more effective spectral algorithm for detecting and estimating the signal.

We then give a complete description of the appearance of unusually large “outlier” eigenvalues in the spectrum of such matrices built from \mathbf{Y} drawn from models as in Definition 1.1. The appearance of such outliers corresponds to when, for instance, an algorithm thresholding the largest eigenvalue can detect the presence of a signal. For a large class of σ , we identify the $\beta_* = \beta_*(\sigma)$ such that the σ -Laplacian has an outlier eigenvalue if and only if $\beta > \beta_*(\sigma)$ (Theorem 1.8). This analysis applies

²The specific value of this constant arises from technical considerations and is likely suboptimal.

³We allow ourselves the slight imprecision, which is trivial but tedious to treat carefully, of assuming that pn is exactly an integer.

⁴The choice of scaling of the diagonal variances has no effect on our results; see our Proposition 2.14.

sophisticated tools developed in random matrix theory and free probability, and gives $\beta_*(\sigma)$ via a sequence of integral equations involving σ and η . As a consequence we learn that, for instance for the concrete example of the Gaussian Planted Submatrix problem, nonlinear Laplacian algorithms considerably outperform direct spectral algorithms (Theorem 1.9 and Figures 1 and 2).

Because the description of $\beta_*(\sigma)$ is rather complex and seems unlikely to admit a closed form, we also explore several heuristics for identifying an effective σ for a given problem. We find that our algorithms are quite robust to this choice, and a good σ can equally well be found by hand, learned from data, or tuned by black-box optimization (Figure 3). Further, nonlinear Laplacian algorithms appear to be robust across the models described in Definition 1.1; a σ that we optimize for one such model is quite effective for others (Section 4.4). Based on these findings, we argue that nonlinear Laplacian algorithms give a simple, robust, and substantial improvement over direct spectral algorithms, while being barely more complex than direct spectral algorithms and using a minimum of extra information about the input matrix beyond its spectrum.

1.2 Nonlinear Laplacian spectral algorithms

We will work with the following normalization of \mathbf{Y} in the setting of Definition 1.1:

$$\hat{\mathbf{Y}} := \mathbf{Y}/\sqrt{n} = \beta \mathbf{x} \mathbf{x}^\top + \hat{\mathbf{W}}$$

for $\hat{\mathbf{W}} := \mathbf{W}/\sqrt{n}$. As we will describe, in our models this ensures that the extreme eigenvalues of $\hat{\mathbf{Y}}$ are of constant order. We will construct algorithms for PCA using the following class of matrix.

Definition 1.3 (σ -Laplacian matrix). *Given the observed matrix \mathbf{Y} and a scalar function $\sigma : \mathbb{R} \rightarrow \mathbb{R}$, we define the σ -Laplacian as:*

$$\mathbf{L} = \mathbf{L}_\sigma(\hat{\mathbf{Y}}) := \hat{\mathbf{Y}} + \underbrace{\text{diag}(\sigma(\hat{\mathbf{Y}}\mathbf{1}))}_{=: \mathbf{D}_\sigma(\hat{\mathbf{Y}}) = \mathbf{D}}$$

where σ applies entrywise to the vector $\hat{\mathbf{Y}}\mathbf{1} \in \mathbb{R}^n$.

Definition 1.4 (σ -Laplacian spectral algorithms). *Given $\sigma : \mathbb{R} \rightarrow \mathbb{R}$ and $\tau \in \mathbb{R}$, the associated σ -Laplacian spectral algorithm for detection is $f : \mathbb{R}_{\text{sym}}^{n \times n} \rightarrow \{0, 1\}$ that outputs*

$$f(\mathbf{Y}) := \mathbb{1}\{\lambda_1(\mathbf{L}_\sigma(\hat{\mathbf{Y}})) \geq \tau\},$$

and the associated σ -Laplacian spectral algorithm for recovery is $\hat{\mathbf{v}} : \mathbb{R}_{\text{sym}}^{n \times n} \rightarrow \mathbb{S}^{n-1}$ that outputs

$$\hat{\mathbf{v}}(\mathbf{Y}) := \mathbf{v}_1(\mathbf{L}_\sigma(\hat{\mathbf{Y}})).$$

Here $(\lambda_1(\cdot), \mathbf{v}_1(\cdot))$ denote the top eigenpair of a matrix.

As we discuss in Section 1.3, the direct spectral algorithms that previous work has focused on are special cases of the above with $\sigma = 0$.

For technical reasons (see Section 1.5) it is easier to work with the following variant of the σ -Laplacian.

Definition 1.5 (Compressed σ -Laplacian matrix). *For each $n \geq 1$, fix $\mathbf{V} \in \mathbb{R}^{n \times (n-1)}$ with columns an orthonormal basis of the orthogonal complement of the span of the all-ones vector $\mathbf{1}$. Given $\hat{\mathbf{Y}} \in \mathbb{R}_{\text{sym}}^{n \times n}$ and σ as before, define the compressed σ -Laplacian as $\tilde{\mathbf{L}}_\sigma(\hat{\mathbf{Y}}) := \mathbf{V}^\top \mathbf{L}_\sigma(\hat{\mathbf{Y}}) \mathbf{V} \in \mathbb{R}^{(n-1) \times (n-1)}$. And, define the compressed σ -Laplacian spectral algorithm for detection as in Definition 1.4, only with \mathbf{L} replaced by $\tilde{\mathbf{L}}$.*

We expect all results given below for compressed σ -Laplacians to hold as well for the original σ -Laplacians; this change is almost certainly merely a theoretical convenience.

The simple idea behind these algorithms is that, if \mathbf{x} is biased in the $\mathbf{1}$ direction, then

$$\widehat{\mathbf{Y}}\mathbf{1} = \beta\langle\mathbf{x}, \mathbf{1}\rangle\mathbf{x} + \widehat{\mathbf{W}}\mathbf{1}$$

will be somewhat correlated with \mathbf{x} . For the models of Definition 1.1, $\widehat{\mathbf{W}}\mathbf{1}$ will further be a standard Gaussian random vector (up to a negligible adjustment). In particular, if σ is monotone, then \mathbf{D} will become larger entrywise as β increases, and will have larger diagonal entries in the coordinates where \mathbf{x} is larger.

While it is tempting to dispense with σ entirely, we will see below that we have $\|\widehat{\mathbf{Y}}\| = O(1)$, while standard asymptotics about the maximum of independent Gaussian random variables $\max_{i=1}^n |(\widehat{\mathbf{W}}\mathbf{1})_i| = \Omega(\sqrt{\log n})$. So, we must “tame” the largest entries of \mathbf{D} by applying σ so that it can “cooperate” with $\widehat{\mathbf{Y}}$ in determining the largest eigenvalue of \mathbf{L} rather than dominating $\widehat{\mathbf{Y}}$.

For further intuition about the \mathbf{D} term, note that if $\widehat{\mathbf{Y}}$ is a normalized adjacency matrix of a graph, then the vector $\widehat{\mathbf{Y}}\mathbf{1}$ contains normalized and centered degrees of each vertex in the graph. If a random graph is deformed to have a planted clique (see Section 4.2) or an unusually dense subgraph, then this degree vector carries some information about which vertices belong to this planted structure. As we discuss in Section 1.7, both spectral and degree-based algorithms have been studied before for such problems, and the σ -Laplacians describe a simple and tunable family of “hybrid” algorithms involving both kinds of information. This example is also why we call \mathbf{L} a “Laplacian,” since its definition resembles that of the graph Laplacian, the difference of the (unnormalized) diagonal degree and adjacency matrices of a graph.

See Section 1.7 for further discussion of related work, Section 4.2 for discussion of nonlinear Laplacians applied to the graph-valued Planted Clique problem, and Section 5.2 for more of our motivation for introducing nonlinear Laplacian matrices as a tractable case of general learnable spectral algorithms.

1.3 Characterization of outlier eigenvalues

Our main results characterize when a σ -Laplacian matrix has an outlier eigenvalue. Let us first quickly recall the corresponding results for the case $\sigma = 0$.

Prior work: $\sigma = 0$ and direct spectral algorithms In this case, when $\beta = 0$, $\widehat{\mathbf{Y}} = \widehat{\mathbf{W}}$ is just a normalized Wigner matrix,⁵ and it is a classical result of random matrix theory that its eigenvalues follow Wigner’s *semicircle law* μ_{sc} , with high probability lying in the interval $[-2 - o(1), 2 + o(1)]$ (Theorem 2.16). When $\beta > 0$, $\widehat{\mathbf{Y}}$ consists of a rank-one perturbation of a Wigner matrix. Such random matrix distributions are commonly referred to as *spiked matrix models* and have been studied extensively in high-dimensional statistics and random matrix theory [Joh01, BBAP05, Pau07, FP07, CDMF09, PWBM18, EAKJ20, LM19]. The bulk eigenvalues remain stable under this rank-one perturbation (Proposition 2.21) and still obey the semicircle law. However, when the signal-to-noise ratio β exceeds a certain threshold, the rank-one perturbation induces a single outlier eigenvalue outside of the bulk. This sharp phase transition in the behavior of the largest eigenvalue of $\widehat{\mathbf{Y}}$ is known as a *Baik–Ben Arous–Péché (BBP)* transition, named after the work of [BBAP05]. In this setting, it takes the following form:

⁵That is, a symmetric random matrix with i.i.d. entries above the diagonal; conventions vary for the diagonal entries, but, as we have mentioned, this choice does not affect the results we will discuss.

Theorem 1.6 ([FP07]). Consider a symmetric random matrix $\mathbf{Y} = \mathbf{W} + \beta\sqrt{n} \cdot \mathbf{x}\mathbf{x}^\top \in \mathbb{R}_{\text{sym}}^{n \times n}$ as above, where $\beta > 0$, \mathbf{x} is a unit vector and \mathbf{W} is a GOE random matrix independent of \mathbf{x} . Then the following hold for the largest eigenvalue $\lambda_1(\hat{\mathbf{Y}})$ and the corresponding unit eigenvector:

- If $\beta \leq 1$, then $\lambda_1(\hat{\mathbf{Y}}) \xrightarrow{(p)} 2$ and $|\langle \mathbf{v}_1(\hat{\mathbf{Y}}), \mathbf{x} \rangle| \xrightarrow{(p)} 0$ (the arrows denoting convergence in probability).
- If $\beta > 1$, then $\lambda_1(\hat{\mathbf{Y}}) \xrightarrow{(p)} \beta + 1/\beta > 2$ and $|\langle \mathbf{v}_1(\hat{\mathbf{Y}}), \mathbf{x} \rangle| \xrightarrow{(p)} \sqrt{1 - 1/\beta^2} > 0$.

For models as in Definition 1.1, this result implies the following analysis of direct spectral algorithms:

Corollary 1.7. In a model of Sparse Biased PCA as in Definition 1.1, a direct spectral algorithm (the algorithm of Definition 1.4 with $\sigma = 0$) achieves strong detection and weak recovery if and only if $\beta > \beta_*(0) := 1$.

Our contribution: $\sigma \neq 0$ and nonlinear Laplacian spectral algorithms We now present our results, generalizing part of Theorem 1.6 to (compressed) nonlinear Laplacian matrices. We always make the following assumptions on the nonlinearity σ without further mention.

Assumption 1 (Properties of σ). We assume that:

1. σ is monotonically non-decreasing.
2. σ is bounded: $|\sigma(x)| \leq K$ for some $K > 0$ and all $x \in \mathbb{R}$.
3. σ is ℓ -Lipschitz for some $\ell > 0$.

We write $\text{edge}^+(\sigma) := \sup_{x \in \mathbb{R}} \sigma(x)$, which is finite by the second assumption, and $\sigma(\mathbb{R})$ for the image of σ , which is an interval (open or closed on either side) of \mathbb{R} of finite length by the first two assumptions.

For now we give just the final result of our analysis, and describe the idea of the derivation below. Our main result is as follows:

Theorem 1.8. For a model of Sparse Biased PCA as in Definition 1.1, define

$$m_1 := \mathbb{E}_{x \sim \eta} x > 0, \quad m_2 := \mathbb{E}_{x \sim \eta} x^2.$$

Given σ , define $\theta = \theta_\sigma(\beta)$ to solve the equation

$$\mathbb{E}_{\substack{y \sim \eta \\ g \sim \mathcal{N}(0,1)}} \left[\frac{y^2}{\theta - \sigma(\frac{m_1}{m_2}\beta y + g)} \right] = \frac{m_2}{\beta}$$

if such $\theta > \text{edge}^+(\sigma)$ exists, and $\theta = \text{edge}^+(\sigma)$ otherwise. Then, there is a unique $\beta_* = \beta_*(\sigma) > 0$ that solves

$$\mathbb{E}_{g \sim \mathcal{N}(0,1)} \left[\frac{1}{(\theta_\sigma(\beta_*) - \sigma(g))^2} \right] = 1.$$

For this value, the following hold for the sequence of compressed σ -Laplacians $\tilde{\mathbf{L}} = \tilde{\mathbf{L}}^{(n)}$:

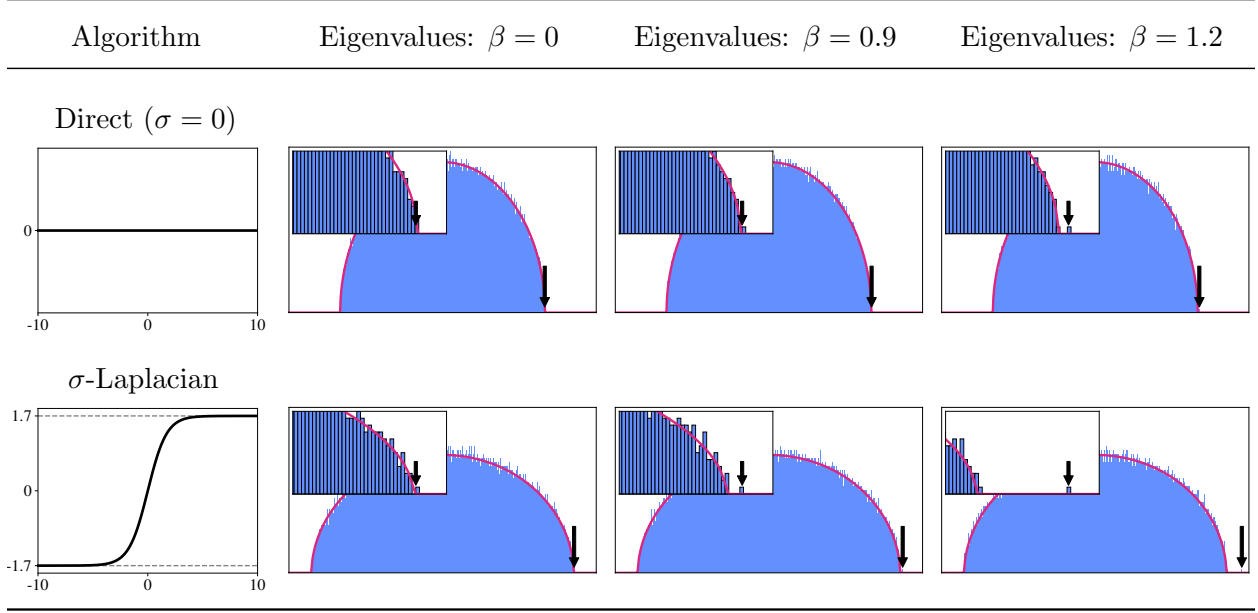


Figure 1: A comparison of the eigenvalues of the matrices used by a direct spectral algorithm and a σ -Laplacian spectral algorithm for the Gaussian Planted Submatrix problem. The left column shows the σ used (which is zero for the direct algorithm). The other columns show the empirical eigenvalue distributions for various signal strengths β . The maximum eigenvalue is indicated with an arrow to highlight outliers, and the analytic prediction of the limiting eigenvalue density is plotted in red.

- If $\beta \leq \beta_*(\sigma)$, then, almost surely,

$$\lambda_1(\tilde{\mathbf{L}}^{(n)}) \rightarrow \text{edge}^+(\mu_{\text{sc}} \boxplus \sigma(\mathcal{N}(0, 1))),$$

the right boundary point of the support of the probability measure $\mu_{\text{sc}} \boxplus \sigma(\mathcal{N}(0, 1))$. Here μ_{sc} is Wigner's semicircle law, \boxplus is the additive free convolution operation presented in Section 2.4, and $\sigma(\mathcal{N}(0, 1))$ is the pushforward of the standard Gaussian by σ .

- If $\beta > \beta_*(\sigma)$, then, almost surely,

$$\lambda_1(\tilde{\mathbf{L}}^{(n)}) \rightarrow \theta_\sigma(\beta) + \mathbb{E}_{g \sim \mathcal{N}(0, 1)} \left[\frac{1}{\theta_\sigma(\beta) - \sigma(g)} \right] > \text{edge}^+(\mu_{\text{sc}} \boxplus \sigma(\mathcal{N}(0, 1))).$$

This result precisely identifies the critical signal strength $\beta_*(\sigma)$ mentioned earlier, the threshold beyond which the σ -Laplacian has an outlier eigenvalue. One may check that, setting $\sigma = 0$ and using that in this case $\text{edge}^+(\mu_{\text{sc}} \boxplus \sigma(\mathcal{N}(0, 1))) = \text{edge}^+(\mu_{\text{sc}}) = 2$, this result is indeed compatible with Theorem 1.6, giving $\beta_*(0) = 1$.

1.4 Example: Gaussian Planted Submatrix and Planted Clique models

We demonstrate the concrete consequence of Theorem 1.8 for the model proposed in Example 1.2 above. This is conditional on the accuracy of the numerical evaluation of the Gaussian expectations appearing in the Theorem. These involve only low-dimensional function and integral evaluations and we are confident that our numerical solutions are accurate, but we mark the following result with ⁽ⁿ⁾ to indicate its mild conditional nature.

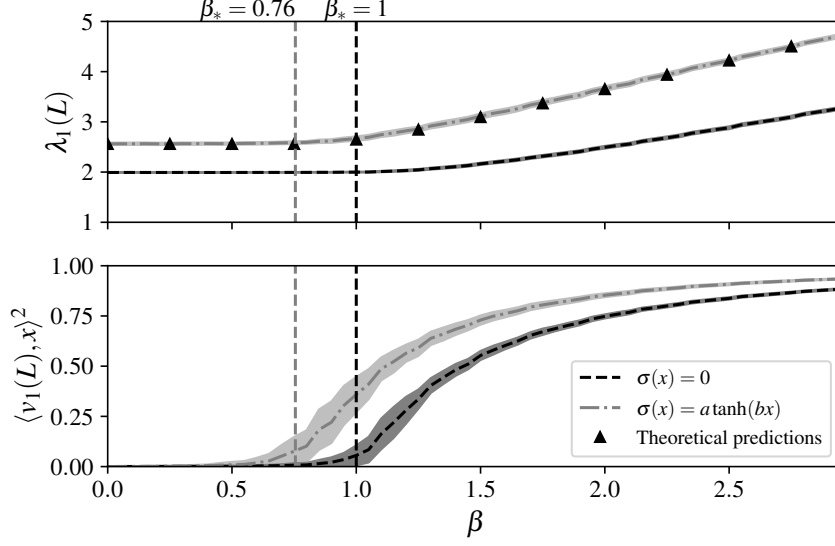


Figure 2: The phase transition of top eigenvalue and eigenvector for direct and nonlinear Laplacian spectral algorithms. Each point of the plot shows the average over 500 random inputs of the largest eigenvalue and the squared correlation of the top eigenvector with the signal \mathbf{x} for a nonlinear Laplacian $\mathbf{L}_\sigma(\mathbf{Y})$ with \mathbf{Y} drawn from the Gaussian Planted Submatrix model, for $\sigma = 0$ (dark line) and σ the best “S-shaped” sigmoid nonlinearity found by black-box optimization (light line). Error bars have width of plus/minus one standard deviation over these trials. For the largest eigenvalue, we also include the theoretical prediction from Theorem 1.8.

Theorem 1.9 (Gaussian Planted Submatrix⁽ⁿ⁾). *There exist $\sigma : \mathbb{R} \rightarrow \mathbb{R}$ and $\tau \in \mathbb{R}$ such that the following holds for the choices of Example 1.2 substituted into the setting of Definition 1.1. If $\beta > 0.76$ and $\mathbf{Y} \sim \mathbb{P}_{n,\beta}$, then the compressed σ -Laplacian $\tilde{\mathbf{L}}_\sigma(\hat{\mathbf{Y}})$ with high probability has a single outlier eigenvalue (see Figure 1 for an illustration and Section 2.3 for precise definitions). In particular, if $\beta > 0.76$, then the compressed σ -Laplacian spectral algorithm with threshold τ succeeds in strong detection in the Gaussian Planted Submatrix model.*

Underlying this result is a choice of σ for which $\beta_*(\sigma) < 0.76$; we discuss below in Section 1.6 various ways one can find σ achieving the above, and illustrate one such σ in Figure 1.

There are two reasonable benchmarks with which to compare this performance. On the one hand, $\beta_*(0) = 1$ is the corresponding threshold for the direct spectral algorithm, per Theorem 1.6. In words, our result says that only 76% as strong of a signal is required by a suitable nonlinear Laplacian to achieve strong detection. On the other hand, the work of [HWX17] shows that an approximate message passing (AMP) algorithm achieves weak recovery provided $\beta > 1/\sqrt{e} \approx 0.61$. Thus the performance of our nonlinear Laplacian algorithm lies between that of the direct spectral algorithm and AMP, while our algorithm enjoys the advantages of being simpler than AMP and only making a small modification to the direct spectral algorithm. We claim that nonlinear Laplacians are also easier to tune: our numerical results below indicate that one can either tune them mechanically from data or merely “eyeball” a reasonable nonlinearity to use (see Figure 3). This is far from the case for AMP, where the iteration rules (including the subtle “Onsager correction”) must be chosen carefully to yield a sensible limiting behavior.

We may also better understand the individual power of the two components of any σ -Laplacian, and show that they *must* be combined in order to achieve the above performance: neither the

eigenvalues of $\widehat{\mathbf{Y}}$ nor the values of $\widehat{\mathbf{Y}}\mathbf{1}$ alone can achieve strong detection for any $\beta < 1$.

Theorem 1.10. *The following hold in the Gaussian Planted Submatrix model (the choices of Example 1.2 substituted into the setting of Definition 1.1):*

1. *If $\beta < 1$, then there is no function of the vector $(\lambda_1(\widehat{\mathbf{Y}}), \dots, \lambda_n(\widehat{\mathbf{Y}}))$ that achieves strong detection. (This result is due to prior work of [MRZ15].)*
2. *For any $\beta \geq 0$ (not depending on n), there is no function of the vector $\widehat{\mathbf{Y}}\mathbf{1}$ that achieves strong detection. (This result is our contribution, which we prove in greater generality than just the Gaussian Planted Submatrix model; see Theorem 3.10.)*

It is maybe surprising that the information contained in $\widehat{\mathbf{Y}}\mathbf{1}$, which by itself is useless for detection in this regime, is enough to “boost” the performance of a spectral algorithm substantially. The question of how effective “purely spectral” algorithms can be for weak recovery in the Gaussian Planted Submatrix model was raised by [H WX17] (their Section 1.3), asking whether the direct spectral algorithm’s $\beta_* = 1$ threshold is optimal in this regard. Together with Conjecture 1.11 below, our results suggest that only a small step beyond algorithms using only the eigenvalues of $\widehat{\mathbf{Y}}$ is enough to improve on this threshold.

Finally, we offer a few more speculative extensions. First, it is typical in the random matrix theory of spiked models that outlier eigenvalues also have eigenvectors with non-trivial correlation to the associated signal vectors. We conjecture that this is the case for σ -Laplacians, but leave it as a future direction to prove this. See Figure 2 for numerical evidence and Section 3.5 for some discussion of the challenges the conjecture poses.

Conjecture 1.11. *In the setting of Theorem 1.9, if $\beta > 0.76$, then $|\langle \mathbf{v}_1(\mathbf{L}_\sigma(\widehat{\mathbf{Y}})), \mathbf{x} \rangle|$ converges in probability to a strictly positive deterministic number.*

Second, as we discuss in Section 4.2, from the point of view of the random matrix theory of σ -Laplacians, the much-studied Planted Clique problem looks nearly identical to the Gaussian Planted Submatrix problem. We define this problem formally in Definition 4.1, but, in words, it is given by taking \mathbf{Y} to be a centered adjacency matrix of an Erdős-Rényi random graph with each edge present independently with probability $1/2$, with a clique (complete subgraph) inserted on a random subset of $\beta\sqrt{n}$ vertices. Replacing the Gaussian structure with discrete structure creates technical challenges that we have not been able to surmount. We are quite confident, but leave as an open problem to show, that the above results apply directly to the Planted Clique problem.

Conjecture 1.12. *The results of Theorem 1.9 and Conjecture 1.11 hold verbatim if the Gaussian Planted Submatrix problem is replaced by the Planted Clique problem.*

See Section 4.3 for discussion of further examples and extensions.

1.5 Proof techniques

We now sketch the analysis leading to Theorem 1.8. Full proofs are given in Section 3. Recall that we are interested $\widehat{\mathbf{Y}} = \widehat{\mathbf{W}} + \beta\mathbf{x}\mathbf{x}^\top$, where $\widehat{\mathbf{W}}$ is a Wigner random matrix with entrywise variance $1/n$ and \mathbf{x} is a unit vector. Consequently, the matrix \mathbf{L} can be expressed as

$$\mathbf{L} = \widehat{\mathbf{W}} + \underbrace{\beta\mathbf{x}\mathbf{x}^\top + \text{diag}(\sigma(\widehat{\mathbf{W}}\mathbf{1} + \beta\langle \mathbf{x}, \mathbf{1} \rangle \mathbf{x}))}_{=: \mathbf{X}}, \quad (1)$$

which we interpret as a perturbation of the Wigner noise $\widehat{\mathbf{W}}$ by a matrix \mathbf{X} .

If $\sigma = 0$, the perturbation term is simply $\mathbf{X} = \beta \mathbf{x} \mathbf{x}^\top$, and in particular is low-rank. In that case, the bulk eigenvalue distribution of \mathbf{L} is always the same as that of $\widehat{\mathbf{W}}$, obeying the semicircle law. The effect of \mathbf{X} in such models is limited to creating potential outlier eigenvalues, leaving the bulk spectrum unchanged. Our setting of $\sigma \neq 0$ presents a key difference, stemming from the fact that our \mathbf{X} is (usually) full-rank, even when $\beta = 0$. Therefore, even when $\beta = 0$, the spectrum of \mathbf{L} undergoes a non-trivial deformation from that of $\widehat{\mathbf{W}}$, which is described by free probability theory (specifically, by the operation of additive free convolution appearing in Theorem 1.8). When $\beta > 0$, the bulk eigenvalues will resemble this same deformation, and may have a further outlier eigenvalue generated by a corresponding outlier eigenvalue of \mathbf{X} . Such results have been obtained by [CDMFF11, Cap17, BG24], which our analysis applies.

Those results, roughly speaking, give a recipe for deducing the behavior of the eigenvalues of \mathbf{L} from those of \mathbf{X} ; in particular, outlier eigenvalues in \mathbf{L} arise from sufficiently extreme eigenvalues in \mathbf{X} . So, we proceed by characterizing the eigenvalues of \mathbf{X} . Notably, \mathbf{X} itself resembles a spiked matrix model, although one where the “noise term” is a diagonal matrix, making the analysis different than that for conventional spiked matrix models. The eigenvalues of \mathbf{X} are as follows:

Lemma 1.13. *In the setting of Theorem 1.8, the following hold almost surely for the sequence of $\mathbf{X} = \mathbf{X}^{(n)}$:*

1. *The empirical spectral distribution satisfies $\frac{1}{n} \sum_i \delta_{\lambda_i(\mathbf{X}^{(n)})} \xrightarrow{(w)} \sigma(\mathcal{N}(0, 1))$, where the arrow denotes weak convergence (Definition 2.1).*
2. *The largest eigenvalue of $\mathbf{X}^{(n)}$ satisfies $\lambda_1(\mathbf{X}^{(n)}) \rightarrow \theta_\sigma(\beta)$ for the function θ_σ described in Theorem 1.8.*
3. *All other eigenvalues $\lambda_2(\mathbf{X}^{(n)}), \dots, \lambda_n(\mathbf{X}^{(n)})$ lie in $\overline{\sigma(\mathbb{R})}$, where the bar denotes the closure.*

With this understanding, the eigenvalues of \mathbf{L} can be effectively described using the above tools, provided that we make the adjustment from Definition 1.5. The reason for this is that $\widehat{\mathbf{W}}$ is weakly dependent on \mathbf{X} , as \mathbf{X} depends on $\widehat{\mathbf{W}}\mathbf{1}$, while standard analysis from random matrix theory assumes these signal and noise matrices to be independent. When \mathbf{W} is drawn from the GOE, we can circumvent this issue by instead analyzing the spectrum of the compressed σ -Laplacian $\tilde{\mathbf{L}} = \tilde{\mathbf{L}}^{(n)} = \mathbf{V}^\top \mathbf{L} \mathbf{V}$. By the rotational symmetry of the GOE, the noise term of $\tilde{\mathbf{L}}$ remains a $(n-1) \times (n-1)$ GOE matrix, up to a negligible rescaling. And, this noise term has had the $\mathbf{1}$ direction “projected away,” whereby, it is now independent of the projected signal term, making the model compatible with existing results.

As an aside, in addition to the analysis in Theorem 1.8 of the largest eigenvalue, we obtain the following result on the empirical spectral distribution of the σ -Laplacian, which is sensible given the meaning of the additive free convolution operation (see Definition 2.24) and explains its appearance in Theorem 1.8:

Lemma 1.14. *For a model of Sparse Biased PCA as in Definition 1.1, for any σ and $\beta \geq 0$, almost surely the empirical spectral distribution satisfies $\frac{1}{n} \sum_i \delta_{\lambda_i(\tilde{\mathbf{L}}^{(n)})} \xrightarrow{(w)} \mu_{\text{sc}} \boxplus \sigma(\mathcal{N}(0, 1))$.*

This statement should be read as describing the bulk eigenvalues of $\tilde{\mathbf{L}}$; recall that weak convergence does not give any guarantees about the behavior of extreme or outlier eigenvalues, so Theorem 1.8 indeed gives additional further information.

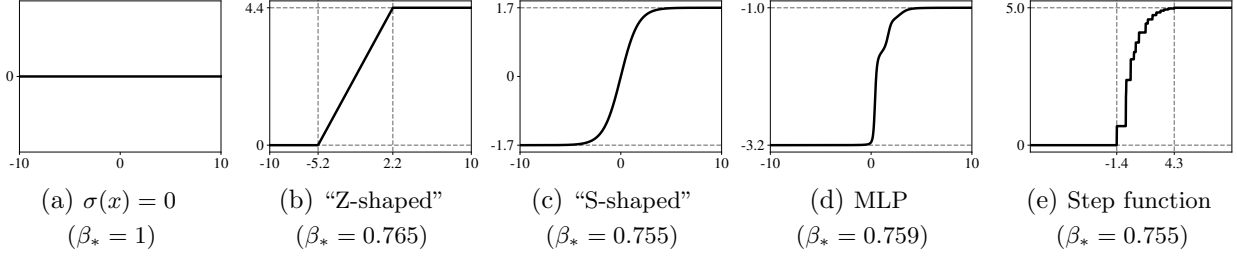


Figure 3: Comparison of σ obtained by various approaches for the Gaussian Planted Submatrix model: we illustrate σ optimized over small function classes (b–c), learned from data using a multi-layer perceptron (MLP) structure (d), and obtained from black-box optimization using a step function structure (e). The corresponding value of $\beta_*(\sigma)$ is given below each.

1.6 Numerical optimization of nonlinearities

Let us comment briefly on how we actually find the σ and the number 0.76 in Theorem 1.9. First, note that, given σ , in principle the above results determine $\beta_*(\sigma)$, albeit via an integral equation involving an expectation over $g \sim \mathcal{N}(0, 1)$. Further, that equation is only given in terms of the function $\theta_\sigma(\beta)$, which itself is only given in terms of the solution of another integral equation involving an expectation over $g \sim \mathcal{N}(0, 1)$ and $y \sim \eta$. This is why we point out above that our results only determine β_* assuming the fidelity of the numerical calculations of these integrals (which are, however, only at most two-dimensional and thus not computationally challenging).

The question remains of how to find σ that minimizes $\beta_*(\sigma)$. We have not been able to identify even a contrived construction of $\sigma \neq 0$ satisfying Assumption 1 for which we can find $\beta_*(\sigma)$ in closed form. So, we resort to heuristically identifying good σ and then estimating $\beta_*(\sigma)$ for such σ numerically. We have studied three approaches to this task, which all seem more or less equally effective:

1. Pick a simple class of σ given by a small number of parameters, such as $\sigma(x) = a \tanh(bx)$ for $a, b \in \mathbb{R}$ or $\sigma(x) = \min\{c, \max\{d, ax + b\}\}$ for $a, b, c, d \in \mathbb{R}$ and optimize $\beta_*(\sigma)$ over these few parameters by manual inspection of numerical results or exhaustive grid search.
2. Fix a multi-layer perceptron (MLP) structure for σ and optimize it by training $\lambda_{\max}(\mathbf{L}_\sigma(\mathbf{Y}))$ to classify a training dataset of synthetic \mathbf{Y} drawn from the null model ($\beta = 0$) and the structured alternative model ($\beta > 0$).
3. Fix a simple structure for σ such as a step function⁶ over a fixed grid and directly optimize the (complicated) objective function $\beta_*(\sigma)$ via gradient-free black-box optimization methods such as the Nelder-Mead or differential evolution algorithms.

We discuss the implementation details of these choices further in Section 4.1.2. We conclude from these explorations that σ -Laplacian algorithms are rather robust to the choice of σ —just a few degrees of freedom in σ appear to suffice to achieve optimal performance. We illustrate this in Figure 3, which gives the σ obtained by each of the above methods. On the other hand, mathematically understanding the behavior of the equations determining $\beta_*(\sigma)$ seems quite challenging, and we leave this as an interesting problem for future work.

⁶Strictly speaking a step function does not satisfy the Lipschitz condition of Assumption 1, but it is straightforward to show that an arbitrarily small smoothing σ_ϵ (say by convolution with a Gaussian of small width ϵ) of such σ does, and $\lim_{\epsilon \rightarrow 0} \beta_*(\sigma_\epsilon)$ recovers the value of $\beta_*(\sigma)$ computed by plugging the step function into the calculations prescribed by Theorem 1.8.

1.7 Related work

Spiked matrix models Spiked matrix models have a long history in random matrix theory and statistics since their introduction in the work of Johnstone [Joh01]. The BBP transition was first predicted there and proved by [BBAP05], though in a different setting than Theorem 1.6 concerning sample covariance matrices rather than additive noise models. A useful general mathematical reference is the Habilitation à Diriger des Recherches of Capitaine [Cap17], while a statistical survey is given in [JP18]. In addition to the citations given above, let us emphasize that the problem of how high-rank signals (rather than finite or low-rank, as the above references considered) interact with additive noise has been studied at length recently and leads to many intriguing interactions with free probability theory with many remaining open problems. See, for example, [DS07, CDMFF11, Cap14, Cap17, McK21, BG24].

Modified Laplacians The idea of modifying the graph Laplacian to solve various inference problems on graphs is not new, but seems mostly to have been explored in the context of community detection problems where the structure planted in a graph does not change its overall density, but rather only the relative density of connections within and between groups, as in the much-studied stochastic block model [Abb17, Moo17]. In this literature, modifications of the Laplacian motivated by the non-backtracking adjacency matrix and the Ihara-Bass formula concerning its eigenvalues have proved useful [KMM⁺13, BMNZ14, BLM15]. Another approach, more similar to our construction, considers the *signless Laplacian* or the *sum* rather than difference of the degree and adjacency matrices, used for instance for community detection by [SD11]. However, unlike nonlinear Laplacians, these are all still only *linear* combinations of the adjacency and diagonal degree matrices of a graph.

Nonlinear PCA The idea of applying nonlinearities as a preprocessing step to improve the performance of spectral algorithms has also appeared before. The work of [LKZ15, PWBM18] considered spiked matrix models with non-Gaussian noise (or, in the former case, more general noisy observation channels), and showed that in these cases the performance of a direct spectral algorithm can be improved by first applying an entrywise nonlinearity to \mathbf{Y} . However, our method is again different because we consider applying such a nonlinearity only to the diagonal matrix \mathbf{D} (which is not included at all in the above algorithms). It would be natural to combine the two methods by applying some other entrywise nonlinearity to \mathbf{Y} in addition to applying σ to the diagonal part of a nonlinear Laplacian, but this would complicate the analysis, and, based on the observations of the above works that their entrywise nonlinearity applied to \mathbf{Y} is *not* helpful under Gaussian noise, it seems unlikely that this would be useful for the Gaussian problems we describe in Definition 1.1.

Degree-based algorithms In the Planted Clique model, it has been observed before that computing the degree of each node (and in particular the maximum degree over all nodes) is sufficient to detect a clique of size $O(\sqrt{n \log n})$ [Kuč95]. It is straightforward to show a similar phenomenon for the Gaussian Planted Submatrix model, which in that case takes the form of thresholding the largest entry of $\mathbf{Y}\mathbf{1}$ succeeding at strong detection once $\beta = \beta(n) \geq C\sqrt{\log n}$ for sufficiently large n .

Power of restricted algorithms As we have mentioned, [MRZ15] showed that, in the Gaussian Planted Submatrix model, a direct spectral algorithm is optimal for strong detection (achieving the signal strength threshold $\beta_* = 1$) among algorithms that only examine the eigenvalues of \mathbf{Y} . This kind of claim was pursued in greater generality and detail by [BMV⁺18, PWBM18]. We show in

our Theorem 1.10 that, not surprisingly, algorithms based only on the (analog of the) degree vector $\mathbf{Y}\mathbf{1}$ fare even worse, failing at strong detection for any constant β . Our Theorem 1.9 viewed in this light then is rather surprising: it shows that one may improve considerably on the direct spectral algorithm using only the extra information of the degree vector $\mathbf{Y}\mathbf{1}$, which on its own is useless for detection in this regime.

Equivariant algorithms and graph neural networks (GNN) GNNs are a family of neural network architectures that are sensible to apply to graph data, which may be viewed as an adjacency matrix \mathbf{Y} (possibly centered and/or normalized). Mathematically, they have the properties of *invariance* or *equivariance*: if $f : \mathbb{R}_{\text{sym}}^{n \times n} \rightarrow \mathbb{R}$ as for a classification or detection problem then $f(\mathbf{P}\mathbf{Y}\mathbf{P}^\top) = f(\mathbf{Y})$, while if $f : \mathbb{R}_{\text{sym}}^{n \times n} \rightarrow \mathbb{R}^n$ as for an estimation or recovery problem then $f(\mathbf{P}\mathbf{Y}\mathbf{P}^\top) = \mathbf{P}f(\mathbf{Y})$, for all permutation matrices \mathbf{P} . The algorithms we consider, which output the top eigenvalue or eigenvector of a σ -Laplacian, have these properties, respectively. Following the standard principles of neural network design, it seems reasonable to construct more general learnable spectral algorithms by combining linear equivariant layers with entrywise nonlinearities. The possibilities of such architectures were characterized and studied by [MBHSL18] (see also results in a similar spirit of [MFSL19, KP19, PLK⁺23]). In Section 5.2, we show how the much simpler family of σ -Laplacian spectral algorithms arises from trying to construct specifically *spectral* algorithms based on such an architecture, if one seeks to constrain these layers so as not to “blow up” the spectrum of the matrix being repeatedly transformed.

Approximate message passing (AMP) AMP algorithms take the general form of a “nonlinear power method”, similar to the power method one can use to estimate the leading eigenpair of a matrix (see, e.g., [BPW18, FVRS21] for this general perspective, as well as [CMW20] for the broader family of “general first order methods”). In particular, if one expands the power method applied to the σ -Laplacian, the result somewhat resembles such an algorithm. AMP for Non-Negative PCA with dense signals was studied by [MR15], for the Gaussian Planted Submatrix problem by [HWX17], and for the Planted Clique problem by [DM15]. While they are statistically powerful and conjectured in many situations to perform optimally, AMP algorithms are more complex to specify, calibrate, and study than the simple kind of spectral algorithm we consider, and are known to be fragile to mismatches between the assumptions (on the distribution of \mathbf{Y} and \mathbf{x} , in our setting) used to design the specific AMP algorithm and the actual distributions from which inputs are drawn. See the discussion in [RSF19] as well as [CZK14] for further practical subtleties. Our nonlinear Laplacian spectral algorithms could also be used together with AMP: usually for PCA problems the output of a direct spectral algorithm is used to initialize AMP, and the “warm start” this gives to AMP is important to its iterations converging to an informative fixed point. This could be substituted with the output of a nonlinear Laplacian spectral algorithm, which, by having higher correlation with the signal and giving a “warmer start,” should reduce the number of AMP iterations required to achieve a given quality of estimate.

General-purpose non-negative PCA As we have discussed, our approach begins from a spectral algorithm for PCA, which may be viewed as solving

$$\begin{aligned} & \text{maximize} && \hat{\mathbf{x}}^\top \mathbf{Y} \hat{\mathbf{x}} \\ & \text{subject to} && \|\hat{\mathbf{x}}\| = 1. \end{aligned} \tag{2}$$

When $\mathbf{x} \geq \mathbf{0}$, i.e., $x_i \geq 0$ for all i , which is one way in which \mathbf{x} can be biased toward the $\mathbf{1}$ direction (more restrictive than the general models we propose in Definition 1.1, which are only biased in this

direction on average rather than entrywise), a natural choice is to instead solve

$$\begin{aligned} & \text{maximize} && \widehat{\mathbf{x}}^\top \mathbf{Y} \widehat{\mathbf{x}} \\ & \text{subject to} && \|\widehat{\mathbf{x}}\| = 1 \\ & && \widehat{\mathbf{x}} \geq \mathbf{0} \end{aligned} \tag{3}$$

Unfortunately, while (2) can be solved efficiently, (3) is NP-hard to solve in general [DKP02]. Various algorithmic approaches to approximating the above problem (not necessarily attached to a statistical setting or assumption) have been proposed, for instance including semidefinite programming relaxations [MR15, BKW22]. Generally, the above problem is an instance of optimization over the convex cone of *completely positive matrices*, and various convex optimization approaches have been studied in the optimization literature and are discussed by [DKP02] and further citations given there. We have not explored the performance of nonlinear Laplacian spectral algorithms outside of a statistical setting, but it seems plausible that they could also give a faster alternative to such convex optimization methods for optimization problems like (3).

2 Preliminaries

2.1 Notation

Linear algebra For matrices, we use $\|\cdot\|$ to denote the spectral norm. For vectors, we use $\|\cdot\|$, $\|\cdot\|_1$, and $\|\cdot\|_\infty$ to denote the Euclidean (ℓ^2) norm, ℓ_1 norm, and ℓ_∞ norm, respectively. For a symmetric matrix $\mathbf{X} \in \mathbb{R}_{\text{sym}}^{n \times n}$, we write $\lambda_1(\mathbf{X}) \geq \dots \geq \lambda_n(\mathbf{X})$ for its ordered eigenvalues.

We use $\mathbf{1}$ to denote the all-ones vector. For an index set $S \subset [n]$, we write $\mathbf{1}_S$ for the indicator vector of S , i.e., $(\mathbf{1}_S)_i = \mathbb{1}\{i \in S\}$. For a vector \mathbf{x} , we use $\text{diag}(\mathbf{x})$ to denote the diagonal matrix with diagonal entries given by \mathbf{x} . For $I, J \subset [n]$ and $\mathbf{X} \in \mathbb{R}^{n \times n}$, we use $\mathbf{X}_{I,J}$ to denote the $|I| \times |J|$ submatrix of \mathbf{X} with rows and columns indexed by I and J , respectively. With a slight abuse of notation, when the context is clear, we also use $\mathbf{X}_{I,J}$ to denote the $n \times n$ matrix filled with zeros except for the entries in the submatrix indexed by I, J , i.e., $(\mathbf{X}_{I,J})_{ij} := X_{ij} \cdot \mathbb{1}\{i \in I, j \in J\}$. We use $\mathbf{X}_{\sim 1}$ to denote the matrix \mathbf{X} with the first row and first column removed, and $\mathbf{X}_{\sim 1, \cdot}$ to denote \mathbf{X} with only the first row removed. Similarly, for a vector \mathbf{x} , we use \mathbf{x}_I to denote the subvector of \mathbf{x} indexed by I , and $\mathbf{x}_{\sim 1}$ to denote \mathbf{x} with the first entry removed.

Throughout the paper, we use $\widehat{\mathbf{X}}$ and $\widehat{\mathbf{x}}$ to denote the suitably normalized matrix and vector, respectively, where

$$\widehat{\mathbf{x}} := \frac{\mathbf{x}}{\|\mathbf{x}\|}, \quad \widehat{\mathbf{X}} := \frac{\mathbf{X}}{\sqrt{n}}.$$

Analysis The asymptotic notations $O(\cdot)$, $o(\cdot)$, $\Omega(\cdot)$, $\omega(\cdot)$, $\Theta(\cdot)$ will have their usual meaning, always referring to the limit $n \rightarrow \infty$. We write $\mathcal{D}(a, r)$ for the open disk $\{z \in \mathbb{C} : |z - a| < r\}$ in the complex plane. We write δ_x for the Dirac delta measure at $x \in \mathbb{R}$, and use the linear combination of measures notation $\sum a_i \mu_i$ to denote a mixture of measures μ_i with weights a_i . For a vector $\mathbf{x} \in \mathbb{R}^n$, we use $\text{ed}(\mathbf{x})$ to denote its empirical distribution: $\text{ed}(\mathbf{x}) := \frac{1}{n} \sum_{i=1}^n \delta_{x_i}$. For a symmetric matrix $\mathbf{X} \in \mathbb{R}_{\text{sym}}^{n \times n}$, we use $\text{esd}(\mathbf{X})$ to denote its empirical spectral distribution: $\text{esd}(\mathbf{X}) := \frac{1}{n} \sum_{i=1}^n \delta_{\lambda_i(\mathbf{X})}$. We use $\mu_n \xrightarrow{(w)} \mu$ to denote weak convergence of (probability) measures.

Probability $X_n \xrightarrow{(p)} X$ and $X_n \xrightarrow{(a.s.)} X$ to denote convergence in probability and almost sure convergence of random variables, respectively. We also define the following probabilistic use of the

above asymptotic notations. For a sequence of random variables $X_n \geq 0$, we write

$$\mathbb{P}(X_n = O(f(n))) = 1 - O(g(n))$$

to mean that, for all $c > 0$, $\mathbb{P}(X_n \leq cf(n)) = 1 - O(g(n))$, i.e., there exists another constant $A > 0$ such that $\mathbb{P}(X_n > cf(n)) \leq A \cdot g(n)$ for n sufficiently large. Equivalently, for all non-random $\tilde{f}(n) = \Theta(f(n))$, there exists non-random $\tilde{g}(n) = O(g(n))$ s.t. $\mathbb{P}(X_n > \tilde{f}(n)) \leq \tilde{g}(n)$ for n sufficiently large. We note that this is slightly unconventional use of the $O(\cdot)$ symbol, since we ask for this condition to hold for arbitrarily small $c > 0$.

For an event A , we use A^c to denote its complement. For a sequence of events $A(n)$, we define the following:

$$\begin{aligned} \{A(n) \text{ happens eventually always}\} &:= \liminf_{n \rightarrow \infty} A(n) = \bigcup_{N=1}^{\infty} \bigcap_{n \geq N} A(n), \\ \{A(n) \text{ happens infinitely often}\} &:= \limsup_{n \rightarrow \infty} A(n) = \bigcap_{N=1}^{\infty} \bigcup_{n \geq N} A(n). \end{aligned}$$

Note that $\{A(n) \text{ happens eventually always}\}^c = \{A(n)^c \text{ happens infinitely often}\}$.

Random matrices We use $\text{GOE}(n, \sigma^2)$ to denote the Gaussian Orthogonal Ensemble (GOE) on $\mathbb{R}_{\text{sym}}^{n \times n}$ with entrywise variance σ^2 , the law of \mathbf{X} having $X_{ij} = X_{ji} \sim \mathcal{N}(0, \sigma^2 \mathbb{1}\{i = j\})$ independently for all $i \leq j$. We use $\text{Wig}(n, \nu)$ to denote the Wigner matrix distribution on $\mathbb{R}_{\text{sym}}^{n \times n}$, with entries (up to symmetry) i.i.d. from the distribution ν on \mathbb{R} . We denote the Wigner semicircle law by μ_{sc} , which is the probability measure on \mathbb{R} supported on $[-2, 2]$ with density $\frac{1}{2\pi} \sqrt{4 - x^2}$. We use $G(n, p)$ to denote the Erdős–Rényi random graph with n vertices and edge probability p . We write $\text{edge}^+(\sigma)$ for the right endpoint of the (closed) image $\overline{\sigma(\mathbb{R})}$. For a probability measure μ on \mathbb{R} , we write $\text{supp}(\mu)$ for the support of μ , and $\text{edge}^+(\mu)$ for the rightmost point in $\text{supp}(\mu)$. We denote by G_ν the Stieltjes transform of ν , and by R_ν the R -transform of ν . We use $\omega_{\mu_{\text{sc}}, \nu}$ to denote the subordination function, and H_μ for its functional inverse. (See Section 2.4 for these notions from free probability.)

2.2 Probability tools

Weak convergence Many of our results are phrased in terms of the weak convergence of probability measures, whose definition and basic properties we recall below.

Definition 2.1 (Weak convergence). *A sequence of probability measures $(\mu_n)_{n \geq 1}$ on \mathbb{R} converges weakly to another probability measure μ on \mathbb{R} if, for every bounded continuous function $f : \mathbb{R} \rightarrow \mathbb{R}$,*

$$\lim_{n \rightarrow \infty} \int_{\mathbb{R}} f d\mu_n = \int_{\mathbb{R}} f d\mu.$$

In this case, we write $\mu_n \xrightarrow{(w)} \mu$.

Proposition 2.2 (Weak convergence of empirical distribution). *Let μ be a probability measure on \mathbb{R} and define a sequence of random vectors $\mathbf{x} = \mathbf{x}^{(n)}$ with $x_i^{(n)} \stackrel{\text{i.i.d.}}{\sim} \mu$ for each $1 \leq i \leq n$. Then, almost surely, $\text{ed}(\mathbf{x}^{(n)}) \xrightarrow{(w)} \mu$.*

Proof. Let $\mu_n := \text{ed}(\mathbf{x}^{(n)})$. By the Portmanteau theorem, weak convergence is equivalent to

$$\begin{aligned} \mathbb{P}\left(\mu_n \xrightarrow{(w)} \mu\right) &= \mathbb{P}\left(\left|\mu_n((-\infty, x]) - \mu((-\infty, x])\right| \rightarrow 0 \text{ for all } x \in \mathbb{R}\right) \\ &\geq \mathbb{P}\left(\sup_{x \in \mathbb{R}} \left|\mu_n((-\infty, x]) - \mu((-\infty, x])\right| \rightarrow 0\right), \end{aligned}$$

and the latter probability is 1 by the Glivenko-Cantelli theorem. \square

Definition 2.3 (Wasserstein distance). *Define*

$$\mathcal{P}_1(\mathbb{R}) := \{\mu \text{ a probability measure on } \mathbb{R} \text{ with } \mathbb{E}_{X \sim \mu} [|X|] < \infty\}.$$

Let $\Gamma(\mu, \nu)$ be the set of probability measures on \mathbb{R}^2 whose marginal on the first coordinate is μ and whose marginal on the second coordinate is ν . The Wasserstein distance on the space $\mathcal{P}_1(\mathbb{R})$ is

$$W_1(\mu, \nu) := \inf_{\gamma \in \Gamma(\mu, \nu)} \mathbb{E}_{(x, y) \sim \gamma} |x - y|.$$

Lemma 2.4 (Weak convergence and Wasserstein distance, Theorem 6.9 of [Vil09]). *Let $\mu_n, \mu \in \mathcal{P}_1(\mathbb{R})$. Then, $\mu_n \xrightarrow{(w)} \mu$ if and only if $W_1(\mu_n, \mu) \rightarrow 0$.*

Proposition 2.5 (Stability of weak convergence under perturbation). *Consider sequences of vectors $\mathbf{x}^{(n)}, \mathbf{y}^{(n)} \in \mathbb{R}^n$ such that $\|\mathbf{x}^{(n)} - \mathbf{y}^{(n)}\|_\infty \rightarrow 0$ as $n \rightarrow \infty$. For $\mu \in \mathcal{P}_1(\mathbb{R})$, $\text{ed}(\mathbf{x}^{(n)}) \xrightarrow{(w)} \mu$ if and only if $\text{ed}(\mathbf{y}^{(n)}) \xrightarrow{(w)} \mu$.*

Proof. We will apply Lemma 2.4. Since they are discrete probability measures, $\text{ed}(\mathbf{x}^{(n)}), \text{ed}(\mathbf{y}^{(n)}) \in \mathcal{P}_1(\mathbb{R})$ for all n . The Wasserstein distance between $\text{ed}(\mathbf{x}^{(n)})$ and $\text{ed}(\mathbf{y}^{(n)})$ is given by

$$\begin{aligned} W_1\left(\text{ed}(\mathbf{x}^{(n)}), \text{ed}(\mathbf{y}^{(n)})\right) &= \inf_{\pi \in \tilde{S}_n} \frac{1}{n} \sum_{i=1}^n \left| x_i^{(n)} - y_{\pi(i)}^{(n)} \right| \\ &\leq \frac{1}{n} \sum_{i=1}^n |x_i^{(n)} - y_i^{(n)}| \\ &\leq \|\mathbf{x}^{(n)} - \mathbf{y}^{(n)}\|_\infty \\ &\rightarrow 0. \end{aligned}$$

Suppose $\text{ed}(\mathbf{x}^{(n)}) \xrightarrow{(w)} \mu$. Since the Wasserstein distance is a metric satisfying the triangle inequality,

$$W_1\left(\text{ed}(\mathbf{y}^{(n)}), \mu\right) \leq W_1\left(\text{ed}(\mathbf{x}^{(n)}), \mu\right) + W_1\left(\text{ed}(\mathbf{x}^{(n)}), \text{ed}(\mathbf{y}^{(n)})\right) \rightarrow 0,$$

so $\text{ed}(\mathbf{y}^{(n)}) \xrightarrow{(w)} \mu$. The converse follows in the same way. \square

Concentration inequalities We state some elementary concentration of measure results that will be useful to us throughout, and derive some more specific estimates that we will use in our proofs.

Lemma 2.6 (Gaussian concentration). *For $t \sim \mathcal{N}(0, 1)$, $\delta > 0$, the event $\mathcal{E}_1(n, \delta) := \{|t| \leq n^\delta\}$ happens with probability $\mathbb{P}(\mathcal{E}_1(n, \delta)) = 1 - \exp(-\Omega(n^{2\delta}))$.*

Lemma 2.7 (Binomial concentration). *For $s \sim \text{Bin}(n, p)$ where $p = p(n) = \omega(n^{-1})$, and $0 < \delta < 1/2$,*

$$\mathbb{P}\left(s - np = O((np)^{\frac{1}{2}+\delta})\right) = 1 - \exp(-\Omega((np)^{2\delta}))$$

Proof. Since $\text{Law}(s) = \text{Law}(\sum_{i=1}^n t_i)$ where $t_i \stackrel{\text{i.i.d.}}{\sim} \text{Ber}(p)$, we apply Bernstein's inequality from [BLM13, Corollary 2.11]. For sufficiently large n such that $\frac{1}{3} \leq (np)^{\frac{1}{2}-\delta}$, and for all constants $C > 0$, we have

$$\begin{aligned} \mathbb{P}\left(|s - np| > C(np)^{\frac{1}{2}+\delta}\right) &\leq \exp\left(-\frac{C^2(np)^{1+2\delta}}{2\left(np(1-p) + \frac{1-p}{3}C(np)^{\frac{1}{2}+\delta}\right)}\right) \\ &\leq \exp\left(-\frac{C^2(np)^{2\delta}}{2(1+C)}\right), \end{aligned}$$

giving the result. \square

Lemma 2.8 (Concentration under Bernoulli sparsification). *Consider a sequence of random vectors $\mathbf{y} = \mathbf{y}^{(n)}$ with entries $y_i = \varepsilon_i z_i$, where $\varepsilon_i \stackrel{\text{i.i.d.}}{\sim} \text{Ber}(p(n))$, $p(n) = \omega(n^{-1})$, and z_i are i.i.d. subexponential random variables with parameter λ and expectation μ . Then, for any $0 < \delta < 1/2$, we have*

$$\mathbb{P}\left(\sum_{i=1}^n \varepsilon_i z_i - \mu np = O((np)^{\frac{1}{2}+\delta})\right) = 1 - \exp(-\Omega((np)^{2\delta})).$$

Proof. For any $C > 0$, we bound

$$\begin{aligned} \mathbb{P}\left(\sum_{i=1}^n \varepsilon_i z_i - \mu np > C(np)^{\frac{1}{2}+\delta}\right) &\leq \underbrace{\mathbb{P}\left(\sum_{i=1}^n \varepsilon_i (z_i - \mu) > \frac{C(np)^{\frac{1}{2}+\delta}}{2}\right)}_{(1)} \\ &\quad + \underbrace{\mathbb{P}\left(\left(\sum_{i=1}^n \varepsilon_i\right) - np > \frac{C(np)^{\frac{1}{2}+\delta}}{2\mu}\right)}_{(2)}. \end{aligned}$$

It suffices to show that both terms are bounded by $\exp(-\Omega((np)^{2\delta}))$.

For (1), we apply the Chernoff bound. For all $0 < t < 1/\lambda$,

$$\begin{aligned} \mathbb{P}\left(\sum_{i=1}^n \varepsilon_i (z_i - \mu) > y\right) &\leq (\mathbb{E}[\exp(t\varepsilon_1(z_1 - \mu))])^n \exp(-ty) \\ &= ((1-p) + p\mathbb{E}[\exp(t(z_1 - \mu))])^n \exp(-ty) \\ &\leq \left(1 + p\left(\exp\left(\frac{t^2\lambda^2}{2}\right) - 1\right)\right)^n \exp(-ty) \\ &\leq \exp\left(np\left(\exp\left(\frac{t^2\lambda^2}{2}\right) - 1\right) - ty\right), \end{aligned}$$

where we used the inequality $1 + x \leq e^x$ for all x .

Since $e^x - 1 \leq 2(e^{1/2} - 1)x$ for all $0 \leq x \leq 1/2$, define $M := 2(e^{1/2} - 1)$. Then,

$$\mathbb{P} \left(\sum_{i=1}^n \varepsilon_i (z_i - \mu) > y \right) \leq \exp \left(\frac{Mnp t^2 \lambda^2}{2} - ty \right).$$

Choosing $t = \frac{y}{Mnp\lambda^2}$ ensures $t < 1/\lambda$ for sufficiently large n , and gives

$$\mathbb{P} \left(\sum_{i=1}^n \varepsilon_i (z_i - \mu) > y \right) \leq \exp \left(-\frac{y^2}{2Mnp\lambda^2} \right).$$

Taking $y = \frac{C(np)^{\frac{1}{2}+\delta}}{2}$ yields

$$(1) \leq \exp \left(-\frac{C^2(np)^{2\delta}}{8M\lambda^2} \right) = \exp(-\Omega((np)^{2\delta})).$$

For (2), we directly apply Lemma 2.7, which gives

$$(2) \leq \exp(-\Omega((np)^{2\delta})),$$

completing the proof. \square

Proposition 2.9. *Let η be a σ^2 -subgaussian probability measure with first moment $m_1 > 0$ and second moment m_2 . Consider a sequence of random vectors $\mathbf{y} = \mathbf{y}^{(n)}$ with entries $y_i = \varepsilon_i z_i$, where $\varepsilon_i \stackrel{\text{i.i.d.}}{\sim} \text{Ber}(p(n))$, $p(n) = \omega(n^{-1})$, and $z_i \stackrel{\text{i.i.d.}}{\sim} \eta$. Let $0 < \delta < 1$. Then for n sufficiently large (depending on δ), the event*

$$\begin{aligned} \mathcal{E}_2(n, p, \delta) := & \left\{ \|\mathbf{y}\|_\infty < (np)^\delta \right\} \cap \left\{ \left| \frac{\sum_i y_i}{\|\mathbf{y}\|^2} - \frac{m_1}{m_2} \right| < (np)^{-1/2+\delta} \right\} \\ & \cap \left\{ \left| \|\mathbf{y}\|^{-2} - (npm_2)^{-1} \right| \leq (np)^{-3/2+\delta} \right\} \cap \left\{ \|\mathbf{y}\|^2 \leq (np)^{1+\delta} \right\} \end{aligned}$$

occurs with probability

$$\mathbb{P}(\mathcal{E}_2(n, p, \delta)) = 1 - \exp \left(-\Omega((np)^\delta) \right).$$

Proof. By the subgaussian tail bound, for n large enough,

$$\begin{aligned} \mathbb{P} \left(\exists i, y_i > (np)^\delta \right) & \leq n\mathbb{P} \left(\varepsilon_1 z_1 - m_1 > (np)^{\delta/2} \right) \\ & = np\mathbb{P} \left(z_1 - m_1 > (np)^{\delta/2} \right) \\ & \leq np \exp \left(-\frac{(np)^\delta}{2\sigma^2} \right) \\ & = \exp \left(-\Omega((np)^\delta) \right). \end{aligned}$$

Since z_i is subexponential with parameter σ^2 , we apply Lemma 2.8 to obtain:

$$\mathbb{P} \left(\left| \sum_i y_i - m_1 np \right| > (np)^{1/2+\delta/2} \right) = \exp \left(-\Omega((np)^\delta) \right).$$

Moreover, by [RH23, Lemma 1.12], $(z_i - m_1)^2$ is subexponential. So $z_i^2 = (z_i - m_1)^2 - m_1^2 + 2m_1 z_i$ is subexponential. Applying Lemma 2.8 again gives:

$$\mathbb{P} \left(\left| \|\mathbf{y}\|^2 - m_2 np \right| > (np)^{1/2+\delta/2} \right) = \exp \left(-\Omega((np)^\delta) \right).$$

Define the event $\mathcal{E}'(n, p, \delta)$ to be

$$\left\{ \left| \sum_i y_i - m_1 np \right| \leq (np)^{1/2+\delta/2} \right\} \cap \left\{ \left| \|\mathbf{y}\|^2 - m_2 np \right| \leq (np)^{1/2+\delta/2} \right\} \cap \left\{ \|\mathbf{y}\|_\infty \leq (np)^\delta \right\}.$$

For n large enough (depending on δ), on the event $\mathcal{E}'(n, p, \delta)$, we have:

$$\begin{aligned} \frac{\sum_i y_i}{\|\mathbf{y}\|^2} &\leq \frac{m_1 np + (np)^{1/2+\delta/2}}{m_2 np - (np)^{1/2+\delta/2}} \leq \frac{m_1}{m_2} + (np)^{-1/2+\delta} \\ \frac{\sum_i y_i}{\|\mathbf{y}\|^2} &\geq \frac{m_1 np - (np)^{1/2+\delta/2}}{m_2 np + (np)^{1/2+\delta/2}} \geq \frac{m_1}{m_2} - (np)^{-1/2+\delta}, \\ \|\mathbf{y}\|^{-2} &\leq \left(m_2 np - (np)^{1/2+\delta/2} \right)^{-1} \leq (m_2 np)^{-1} + (np)^{-3/2+\delta}, \\ \|\mathbf{y}\|^{-2} &\geq \left(m_2 np + (np)^{1/2+\delta/2} \right)^{-1} \geq (m_2 np)^{-1} - (np)^{-3/2+\delta}, \\ \|\mathbf{y}\|^2 &\leq m_2 np + (np)^{1/2+\delta/2} \leq (np)^{1+\delta}. \end{aligned}$$

Therefore,

$$\mathbb{P}(\mathcal{E}_2(n, p, \delta)) \geq \mathbb{P}(\mathcal{E}'(n, p, \delta)) \geq 1 - 3 \exp(-\Omega((np)^\delta)) = 1 - \exp(-\Omega((np)^\delta)),$$

completing the proof. \square

Corollary 2.10. *Let η be a σ^2 -subgaussian probability measure with first moment $m_1 > 0$ and second moment m_2 . Consider a sequence of random vectors $\mathbf{y} = \mathbf{y}^{(n)} \in \mathbb{R}^n$ constructed as follows: first, choose a subset $S \subseteq [n]$ of size $|S| = np$ uniformly at random, where $p = p(n)$ such that $np \in \mathbb{N}$. Then, for each $i \in [n]$, set $y_i = \varepsilon_i z_i$, where $\varepsilon_i = \mathbb{1}\{i \in S\}$, $z_i \stackrel{\text{i.i.d.}}{\sim} \eta$.*

Let $0 < \delta < 1/2$. Then for n sufficiently large (depending on δ), the event

$$\begin{aligned} \mathcal{E}_2(n, p, \delta) &:= \left\{ \|\mathbf{y}\|_\infty < (np)^\delta \right\} \cap \left\{ \left| \frac{\sum_i y_i}{\|\mathbf{y}\|^2} - \frac{m_1}{m_2} \right| < (np)^{-1/2+\delta} \right\} \\ &\cap \left\{ \left| \|\mathbf{y}\|^{-2} - (np m_2)^{-1} \right| \leq (np)^{-3/2+\delta} \right\} \cap \left\{ \|\mathbf{y}\|^2 \leq (np)^{1+\delta} \right\} \end{aligned}$$

occurs with probability

$$\mathbb{P}(\mathcal{E}_2(n, p, \delta)) = 1 - \exp \left(-\Omega((np)^\delta) \right).$$

Proof. We calculate:

$$\begin{aligned} \mathbb{P}(\mathcal{E}_2(n, p, \delta)) &= \mathbb{E}_S \left[\mathbb{P} \left(\left\{ \|\mathbf{y}_S\|_\infty < (np)^\delta \right\} \cap \left\{ \left| \frac{\sum_{i \in S} y_i}{\|\mathbf{y}_S\|^2} - \frac{m_1}{m_2} \right| < (np)^{-1/2+\delta} \right\} \right. \right. \\ &\quad \left. \left. \cap \left\{ \left| \|\mathbf{y}_S\|^{-2} - (np m_2)^{-1} \right| \leq (np)^{-3/2+\delta} \right\} \cap \left\{ \|\mathbf{y}_S\|^2 \leq (np)^{1+\delta} \right\} \mid S \right) \right] \\ &= 1 - \exp \left(-\Omega((np)^\delta) \right), \end{aligned}$$

where the final equality follows by applying Proposition 2.9 to the vector \mathbf{y}_S . \square

Lemma 2.11. *Let $\delta > 0$.*

1. *If a sequence of events $A(n, \delta)$ satisfies $\mathbb{P}(A(n, \delta)) = 1 - \exp(-\Omega(n^\delta))$, then almost surely the events $A(n, \delta)$ happen eventually always.*
2. *If $p = p(n)$ satisfy $p(n) = \omega(\frac{(\log n)^{1/\delta}}{n})$, and the sequence of events $A(n, p, \delta)$ satisfies $\mathbb{P}(A(n, p, \delta)) = 1 - \exp(-\Omega((np)^\delta))$, then almost surely the events $A(n, p, \delta)$ happen eventually always.*

Proof. (1) Since $\exp(-\Omega(n^\delta)) = o(n^{-2})$, we have

$$\sum_{n=1}^{\infty} \mathbb{P}(A(n, \delta)^c) < \infty.$$

By the Borel-Cantelli Lemma, it follows that

$$\mathbb{P}(A(n, \delta)^c \text{ i.o.}) = 0.$$

(2) Since $p(n) = \omega\left(\frac{(\log n)^{1/\delta}}{n}\right)$, it follows that $np > (2 \log n)^{1/\delta}$ for all sufficiently large n . Hence,

$$\exp(-\Omega((np)^\delta)) < n^{-2}$$

eventually. Therefore,

$$\sum_{n=1}^{\infty} \mathbb{P}(A(n, p, \delta)^c) < \infty.$$

Again, by the Borel-Cantelli Lemma,

$$\mathbb{P}(A(n, p, \delta)^c \text{ i.o.}) = 0,$$

completing the proof. □

2.3 Random matrix theory

We review the models of random matrices that will be relevant to us and some of their main properties.

Definition 2.12 (Gaussian orthogonal ensemble). *For $n \in \mathbb{N}$, we define the Gaussian orthogonal ensemble (GOE) distribution with variance σ^2 , denoted as $\text{GOE}(n, \sigma^2)$ to be the law of a $n \times n$ symmetric matrix \mathbf{W} with entries $W_{ij} = W_{ji} \sim \mathcal{N}(0, \sigma^2)$ for $i < j$ and $W_{ii} \sim \mathcal{N}(0, 2\sigma^2)$ for all i , with all entries with $i \leq j$ distributed independently.*

Definition 2.13 (Wigner matrix). *For $n \in \mathbb{N}$, we define the Wigner matrix distribution $\text{Wig}(n, \nu)$ to be the law of a $n \times n$ symmetric matrix \mathbf{W} with entries $W_{ij} = W_{ji} \stackrel{\text{i.i.d.}}{\sim} \nu$ for $i < j$ and $W_{ii} := 0$ for all i . We say \mathbf{W} is Wigner matrix with variance σ^2 if $\mathbf{W} \sim \text{Wig}(n, \nu)$ for some ν with zero expectation and variance σ^2 .*

The following shows that the specific choice of distribution of the diagonal entries is not important; similar results for other modifications of the diagonal can be proved analogously.

Proposition 2.14. *Consider random symmetric matrices $\widehat{\mathbf{W}}_0 = \widehat{\mathbf{W}}_0^{(n)}$ where $(\widehat{W}_0)_{ij} = (\widehat{W}_0)_{ji} \stackrel{\text{i.i.d.}}{\sim} \mathcal{N}(0, 1/n)$ for all $i \leq j$, and $\widehat{\mathbf{W}}_1 = \widehat{\mathbf{W}}_1^{(n)} \sim \text{GOE}(n, 1/n)$. Then, $\text{Law}(\widehat{\mathbf{W}}_1) = \text{Law}(\widehat{\mathbf{W}}_0 + \Delta)$ for a sequence of random matrices $\Delta = \Delta^{(n)}$ satisfying $\|\Delta^{(n)}\| \xrightarrow{(\text{a.s.})} 0$.*

Proof. Take $\Delta = \text{diag}(\mathbf{g})$ where $\mathbf{g} \sim \mathcal{N}(0, \mathbf{I}_n/n)$ is independent of $\widehat{\mathbf{W}}_0$. Then, checking means and covariances shows that these Δ satisfy the stated distributional equality, and $\|\Delta\| = \|\mathbf{g}\|_\infty = O(\sqrt{(\log n)/n})$ almost surely by standard concentration results. \square

In the introduction we have repeatedly mentioned the notion of “bulk” eigenvalues; let us be more specific about the meaning of this. For a deterministic sequence of symmetric matrices $\mathbf{X}^{(n)} \in \mathbb{R}_{\text{sym}}^{n \times n}$ with eigenvalues $\{\lambda_i(\mathbf{X}^{(n)})\}_{i=1}^n$, we say its bulk eigenvalues have distribution μ if its empirical spectral distribution

$$\text{esd}(\mathbf{X}^{(n)}) := \frac{1}{n} \sum_{i=1}^n \delta_{\lambda_i(\mathbf{X}^{(n)})} \xrightarrow{(w)} \mu.$$

Thus the bulk indicates where the vast majority of eigenvalues are located asymptotically, but does not describe the behavior of any $o(n)$ eigenvalues, and in particular of small numbers of outliers outside the support of μ (which in all cases we consider is compactly supported).

We will be interested in such notions for random matrices, in which case the empirical spectral distribution $\text{esd}(\mathbf{X}^{(n)})$ is itself a random measure. Therefore, it is necessary to specify a precise mode of weak convergence. In this work, we focus on the *almost sure weak convergence*, which is commonly studied in random matrix theory.

Definition 2.15 (Almost sure weak convergence). *Let $\mathbf{X}^{(n)} \in \mathbb{R}_{\text{sym}}^{n \times n}$ be a sequence of random symmetric matrices. We say that the empirical spectral distributions $\text{esd}(\mathbf{X}^{(n)})$ converge weakly almost surely to a deterministic probability measure μ , denoted by $\text{esd}(\mathbf{X}^{(n)}) \xrightarrow[\text{a.s.}]{(w)} \mu$ if for all continuous functions $f : \mathbb{R} \rightarrow \mathbb{R}$, $\frac{1}{n} \sum_{i=1}^n f(\lambda_i(\mathbf{X}^{(n)})) \xrightarrow{(\text{a.s.})} \int f(x) d\mu(x)$.*

The celebrated Wigner semicircle law establishes such almost sure weak convergence for the Wigner matrix model:

Theorem 2.16 (Wigner’s semicircle limit theorem). *Let $\mathbf{W} \sim \text{Wig}(n, \nu)$, where ν is a probability measure with zero mean and unit variance. Then $\text{esd}(\mathbf{W}/\sqrt{n}) \xrightarrow[\text{a.s.}]{(w)} \mu_{\text{sc}}$ where μ_{sc} is the semicircle measure on \mathbb{R} , supported on $[-2, 2]$ with density $\frac{1}{2\pi} \sqrt{4 - x^2}$ on that interval.*

In our work, for technical convenience, we will mostly consider a different notion: we say $\text{esd}(\mathbf{X}^{(n)}) \xrightarrow{(w)} \mu$ almost surely if $\mathbb{P}(\text{esd}(\mathbf{X}^{(n)}) \xrightarrow{(w)} \mu) = 1$. But in the situation of our concern, it is usually equivalent to the aforementioned notion.

Proposition 2.17. *When μ is a continuous probability measure on \mathbb{R} , $\text{esd}(\mathbf{X}^{(n)}) \xrightarrow{(w)} \mu$ almost surely if and only if $\text{esd}(\mathbf{X}^{(n)}) \xrightarrow[\text{a.s.}]{(w)} \mu$.*

Proof. Let $\mu^{(n)} := \text{esd}(\mathbf{X}^{(n)})$. By [Tao12, Exercise 2.4.1], it is equivalent to prove the equivalence:

$$\begin{aligned} & \mathbb{P}\left(\mu^{(n)}(-\infty, x] \rightarrow \mu(-\infty, x] \text{ for all } x \in \mathbb{R}\right) = 1 \\ \Leftrightarrow & \text{ for all } x \in \mathbb{R}, \mathbb{P}\left(\mu^{(n)}(-\infty, x] \rightarrow \mu(-\infty, x]\right) = 1. \end{aligned}$$

The “ \Leftarrow ” direction is immediate. We will prove “ \Rightarrow ”.

By the union bound and countable subadditivity,

$$\mathbb{P}\left(\exists x \in \mathbb{Q}, \mu^{(n)}(-\infty, x] \not\rightarrow \mu(-\infty, x]\right) \leq \sum_{x \in \mathbb{Q}} \mathbb{P}\left(\mu^{(n)}(-\infty, x] \not\rightarrow \mu(-\infty, x]\right) = 0.$$

Hence, with probability 1, we have $\mu^{(n)}((-\infty, x]) \rightarrow \mu((-\infty, x])$ for all $x \in \mathbb{Q}$. It remains to show that this implies convergence for all $x \in \mathbb{R}$.

Fix $\epsilon > 0$ and let $x \in \mathbb{R}$. Choose rationals $q_1, q_2 \in \mathbb{Q}$ such that $q_1 < x < q_2$ and $\mu((q_1, q_2)) < \epsilon$. For sufficiently large n , we have:

$$\left| \mu^{(n)}(-\infty, q_1] - \mu(-\infty, q_1] \right| < \epsilon, \quad \text{and} \quad \left| \mu^{(n)}(-\infty, q_2] - \mu(-\infty, q_2] \right| < \epsilon.$$

Then by the monotonicity of $\mu^{(n)}$, we have:

$$\begin{aligned} \mu^{(n)}(-\infty, x] - \mu(-\infty, x] &\leq \mu^{(n)}(-\infty, q_2] - \mu(-\infty, q_2] + \mu(x, q_2) < 2\epsilon, \\ \mu^{(n)}(-\infty, x] - \mu(-\infty, x] &\geq \mu^{(n)}(-\infty, q_1] - \mu(-\infty, q_1] - \mu(q_1, x) > -2\epsilon. \end{aligned}$$

Since $\epsilon > 0$ is arbitrary, it follows that

$$\mu^{(n)}(-\infty, x] \rightarrow \mu(-\infty, x] \quad \text{for all } x \in \mathbb{R}.$$

This concludes the proof. \square

The complementary notion to bulk eigenvalues is that of outlier eigenvalues, which we also mentioned earlier. While a statement like $\text{esd}(\mathbf{X}^{(n)}) \xrightarrow[\text{a.s.}]{(w)} \mu$ captures the asymptotic distribution of the eigenvalue bulk, it does not give any information on the extreme eigenvalues. We call the top eigenvalue $\lambda_1(\mathbf{X}^{(n)})$ an outlier eigenvalue if it asymptotically resides outside the bulk, i.e., if almost surely there exists $\epsilon > 0$ such that for sufficiently large n ,

$$\lambda_1(\mathbf{X}^{(n)}) > \text{edge}^+(\mu) + \epsilon,$$

where $\text{edge}^+(\mu)$ denotes the right boundary point of the support of μ .

The proposition below states that there is no outlier eigenvalue for Wigner random matrices (and thus for GOE matrices).

Proposition 2.18 (Largest eigenvalue of Wigner matrix [FK81][BY88]). *Let $\mathbf{W} \sim \text{Wig}(n, \nu)$, where ν is a probability measure with zero mean, unit variance, and finite fourth moment. Then, $\lambda_1(\mathbf{W}/\sqrt{n}) \xrightarrow[\text{a.s.}]{} 2$.*

Finally, the following results about the stability of eigenvalues and empirical spectral distributions will be useful to handle small perturbations to the matrices we work with.

Proposition 2.19 (Weyl's inequality). *For $\mathbf{X}, \mathbf{Y} \in \mathbb{R}_{\text{sym}}^{n \times n}$, for any $i, j \in [n]$ where $i + j - 1 \leq n$,*

$$\lambda_{i+j-1}(\mathbf{X} + \mathbf{Y}) \leq \lambda_i(\mathbf{X}) + \lambda_j(\mathbf{Y}).$$

Corollary 2.20 (Weyl's interlacing inequality). *For $\mathbf{X}, \mathbf{\Delta} \in \mathbb{R}_{\text{sym}}^{n \times n}$,*

$$\lambda_{i+\sigma^-}(\mathbf{X}) \leq \lambda_i(\mathbf{X} + \mathbf{\Delta}) \leq \lambda_{i-\sigma^+}(\mathbf{X})$$

where σ^+, σ^- are the number of positive and negative eigenvalues of perturbation $\mathbf{\Delta}$.

Proof. Applying Proposition 2.19, get

$$\begin{aligned} \lambda_i(\mathbf{X} + \mathbf{\Delta}) &\leq \lambda_{i-\sigma^+}(\mathbf{X}) + \underbrace{\lambda_{\sigma^++1}(\mathbf{\Delta})}_{=0} \\ \lambda_{i+\sigma^-}(\mathbf{X}) &\leq \lambda_i(\mathbf{X} + \mathbf{\Delta}) + \underbrace{\lambda_{\sigma^-+1}(-\mathbf{\Delta})}_{=0}, \end{aligned}$$

which gives the result. \square

Corollary 2.21 (Stability of esd under low-rank perturbation). *Consider sequences of matrices $\mathbf{X} = \mathbf{X}^{(n)}, \Delta = \Delta^{(n)} \in \mathbb{R}_{\text{sym}}^{n \times n}$ where $\frac{\text{rank}(\Delta^{(n)})}{n} \rightarrow 0$. For $\mu \in \mathcal{P}_1(\mathbb{R})$, i.e. μ is a probability measure with finite first moment, $\text{esd}(\mathbf{X}) \xrightarrow{(w)} \mu$ if and only if $\text{esd}(\mathbf{X} + \Delta) \xrightarrow{(w)} \mu$.*

Proof. Let $k = k(n) := \text{rank}(\Delta^{(n)})$. By Corollary 2.20, $\lambda_{i+k}(\mathbf{X}) \leq \lambda_i(\mathbf{X} + \Delta) \leq \lambda_{i-k}(\mathbf{X})$. We would like to apply Lemma 2.4. It is easy to check that $\text{esd}(\mathbf{X}), \text{esd}(\mathbf{X} + \Delta) \in \mathcal{P}_1$. The Wasserstein-1 distance between $\text{esd}(\mathbf{X})$ and $\text{esd}(\mathbf{X} + \Delta)$ is

$$\begin{aligned} W_1(\text{esd}(\mathbf{X}), \text{esd}(\mathbf{X} + \Delta)) &= \inf_{\pi \in S_n} \frac{1}{n} \sum_{i=1}^n (\lambda_i(\mathbf{X} + \Delta) - \lambda_{\pi(i)}(\mathbf{X})) \\ &\leq \frac{1}{n} \sum_{i=k+1}^{n-k} (\lambda_i(\mathbf{X} + \Delta) - \lambda_{i+k}(\mathbf{X})) + O(kn^{-1}) \\ &\leq \frac{1}{n} \sum_{i=k+1}^{n-k} (\lambda_{i-k}(\mathbf{X}) - \lambda_{i+k}(\mathbf{X})) + O(kn^{-1}) \\ &= \frac{1}{n} \sum_{i=1}^{2k} \lambda_i(\mathbf{X}) - \frac{1}{n} \sum_{i=n-2k+1}^n \lambda_i(\mathbf{X}) + O(kn^{-1}) \\ &= O(kn^{-1}) \end{aligned}$$

Suppose $\text{esd}(\mathbf{X}) \xrightarrow{(w)} \mu$. By the triangle inequality,

$$W_1(\mu, \text{esd}(\mathbf{X} + \Delta)) \leq W_1(\mu, \text{esd}(\mathbf{X})) + W_1(\text{esd}(\mathbf{X}), \text{esd}(\mathbf{X} + \Delta)) \rightarrow 0$$

Hence $\text{esd}(\mathbf{X} + \Delta) \xrightarrow{(w)} \mu$. The converse follows in the same way. \square

2.4 Free probability

We now introduce some of the main notions of free probability theory. One of the main concerns of this field is the behavior of the eigenvalues of sums $\mathbf{X} + \mathbf{Y}$ of matrices whose eigenvectors are “generically positioned” in a suitable sense with respect to one another. More precisely, if $\mathbf{X}^{(n)}$ and $\mathbf{Y}^{(n)}$ are growing sequences of matrices with esd’s converging to probability measures μ and ν respectively, then free probability explores situations where $\text{esd}(\mathbf{X}^{(n)} + \mathbf{Y}^{(n)})$ has a limit expressible in terms of μ and ν .

One of the main definitions of free probability, albeit one which we will not need to use explicitly and thus do not introduce here, is that of *asymptotic freeness*, a condition under which the above can be achieved and the corresponding limit is the *additive free convolution* $\mu \boxplus \nu$. Asymptotic freeness is a particular notion of the generic position condition mentioned above, and for instance holds if $\mathbf{Y}^{(n)}$ is conjugated by a Haar-distributed orthogonal matrix independent of $\mathbf{X}^{(n)}$. Below we describe the generating function tools that can be used to *compute* the additive free convolution, but we mention the above motivation to explain its appearance in our results. Namely, in our setting the summands of $\mathbf{L} = \widehat{\mathbf{W}} + \mathbf{X}$ are asymptotically free, the former having eigenvalues with limiting distribution μ_{sc} and the latter with distribution $\sigma(\mathcal{N}(0, 1))$. This explains the repeated appearance of the probability measure $\mu_{\text{sc}} \boxplus \sigma(\mathcal{N}(0, 1))$ in our results. For further details on these notions, the interested reader may consult [VDN92, NS06, MS17].

In all definitions and statements below, we assume μ and ν are compactly supported probability measures on \mathbb{R} .

Definition 2.22 (Stieltjes transform). *The Stieltjes transform of μ is the function*

$$G_\mu(z) := \mathbb{E}_{X \sim \mu} \left[\frac{1}{z - X} \right] \text{ for } z \in \mathbb{C} \setminus \text{supp}(\mu).$$

Definition 2.23 (R -transform). *The R -transform of μ is the function*

$$R_\mu(z) := G_\mu^{-1}(z) - \frac{1}{z}$$

where G_μ^{-1} is the functional inverse of G_μ , on a domain where this is well-defined.

Definition 2.24 (Additive free convolution). *Given two compactly supported probability measures μ and ν , their additive free convolution $\mu \boxplus \nu$ is the unique probability measure such that $R_{\mu \boxplus \nu}(z) = R_\mu(z) + R_\nu(z)$.*

The following further special function plays an important role in the description of the additive free convolution of μ_{sc} with some other compactly supported probability measure ν (see [Bia97]).

Definition 2.25 (Inverse subordination function). *For ν a compactly supported probability measure, define*

$$H_\nu(z) := z + G_\nu(z).$$

The importance of this function is that it is the inverse (on a suitable domain) of the *subordination function* associated to μ_{sc} and ρ , which is the function $\omega_{\mu_{\text{sc}}, \nu}$ satisfying

$$G_{\mu_{\text{sc}}}(z) = G_{\mu_{\text{sc}}}(\omega_{\mu_{\text{sc}}, \nu}(z)) \text{ for all } z \in \mathbb{C}^+.$$

More details may be found in the older references [Voi93, Bia97, Bia98] or the more recent work of [CDMFF11, BG24] that we will use in our proofs.

3 General random matrix analysis

3.1 Largest eigenvalue of a rank-one perturbation of a diagonal matrix

We first present the main tool used to prove the second (and most complicated) part of Lemma 1.13 on the largest eigenvalue of the signal part \mathbf{X} of a σ -Laplacian. Recall the form of this matrix: given a choice of σ , the matrix \mathbf{X} from (1) takes the form

$$\mathbf{X} = \mathbf{X}(\mathbf{x}, \widehat{\mathbf{W}}; \beta) = \beta \mathbf{x} \mathbf{x}^\top + \text{diag}(\sigma(\widehat{\mathbf{W}} \mathbf{1} + \beta \langle \mathbf{x}, \mathbf{1} \rangle \mathbf{x})). \quad (4)$$

This resembles a spiked matrix model, except where the noise component is a diagonal matrix instead of a “more random” matrix like a Wigner matrix.

We will understand such matrices through a more general result characterizing the largest eigenvalue of a sequence of matrices of the form

$$\mathbf{M} = \mathbf{M}^{(n)} = \mathbf{y} \mathbf{y}^\top + \text{diag}(\mathbf{d}),$$

where $\mathbf{y} = \mathbf{y}^{(n)}$, $\mathbf{d} = \mathbf{d}^{(n)} \in \mathbb{R}^n$ are deterministic sequences of vectors satisfying

$$d_i^{(n)} \in [A, B] \text{ for all } i \in [n], \quad \text{and} \quad \lim_{n \rightarrow \infty} \max_{1 \leq i \leq n} d_i^{(n)} = B.$$

Our proof strategy follows that for the classical spiked matrix model using resolvents: we first express the outlier eigenvalues λ of \mathbf{M} as solutions to an equation of the form $G_n(\lambda) = 1$ (Lemma 3.2). We then consider the limit $\lim_{n \rightarrow \infty} G_n(z)$ and show that there is a function G that uniformly approximates G_n for sufficiently large n . Then, by Rouché’s Theorem below, the solutions of $G(z) = 1$ characterize the limiting behavior of the outlier eigenvalues of \mathbf{M} , if such outliers exist.

Theorem 3.1 (Rouché). *Let $\gamma \subset \mathbb{C}$ be a simple closed curve, and U be an open set containing the image of γ and its interior. If $f, g : U \rightarrow \mathbb{C}$ are both analytic, and $|f(z)| > |g(z)|$ for all $z \in \gamma$, then f and $f + g$ have the same number of zeros inside the interior of γ .*

Lemma 3.2. *\mathbf{M} has an eigenvalue $\lambda \notin [A, B]$ if and only if $\sum_{i=1}^n \frac{y_i^2}{\lambda - d_i} = 1$.*

Proof. $\lambda \notin [A, B]$ is an eigenvalue of \mathbf{M} if and only if

$$0 = \det(\lambda \mathbf{I} - \text{diag}(\mathbf{d}) - \mathbf{y}\mathbf{y}^\top) = \det(\lambda \mathbf{I} - \text{diag}(\mathbf{d})) \det(\mathbf{I} - (\lambda \mathbf{I} - \text{diag}(\mathbf{d}))^{-1} \mathbf{y}\mathbf{y}^\top).$$

Using the identity $\det(\mathbf{I} - \mathbf{A}\mathbf{B}) = \det(\mathbf{I} - \mathbf{B}\mathbf{A})$, we see that this in turn holds if and only if

$$0 = \det(\mathbf{I} - (\lambda \mathbf{I} - \text{diag}(\mathbf{d}))^{-1} \mathbf{y}\mathbf{y}^\top) = 1 - \mathbf{y}^\top (\lambda \mathbf{I} - \text{diag}(\mathbf{d}))^{-1} \mathbf{y} = 1 - \sum_{i=1}^n \frac{y_i^2}{\lambda - d_i},$$

completing the proof. □

Proposition 3.3. *Define functions $G_n : \mathbb{C} \setminus [A, B] \rightarrow \mathbb{C}$ by*

$$G_n(z) := \sum_{i=1}^n \frac{y_i^{(n)^2}}{z - d_i^{(n)}}.$$

Suppose there exists a function $G : \mathbb{C} \setminus [A, B] \rightarrow \mathbb{C}$ satisfying:

1. *G is analytic on $\mathbb{C} \setminus [A, B]$, and $G(z) \notin \mathbb{R}$ if $z \notin \mathbb{R}$.*
2. *G is strictly decreasing and real-valued on (B, ∞) , and there exists some $C > B$ for which $G_n(C) < 1$ for all n and $G(C) < 1$.*
3. *There exists a sequence $\epsilon = \epsilon(n) > 0$ and a function $f(n, \epsilon) > 0$ such that $\epsilon(n) \rightarrow 0$ and $f(n, \epsilon(n)) \rightarrow 0$ as $n \rightarrow \infty$ and, for any $K > C$,*

$$\sup_{z \in \mathbb{D}(n, \epsilon(n), K)} |G_n(z) - G(z)| = o(f(n, \epsilon(n)))$$

where we define

$$\mathbb{D}(n, \epsilon, K) := \{z \in \mathbb{C} : d(z, [A, B]) > \epsilon, |z| < K\}.$$

If $G(z) = 1$ has a unique solution $\theta \in (B, C)$, then $\lambda_1(\mathbf{M}^{(n)}) \rightarrow \theta$ as $n \rightarrow \infty$. Otherwise, $\lambda_1(\mathbf{M}^{(n)}) \rightarrow B$ as $n \rightarrow \infty$.

Proof. By Assumption 2, the equation $G(z) = 1$ has at most one solution z in (B, C) and no solutions in $[C, \infty)$. We consider these two cases separately.

Case 1: $G(z) = 1$ has a unique solution $\theta \in (B, C)$. Fix $0 < \epsilon' < \theta - B$. Consider the disks $D_0(n) := \mathcal{D}(\theta, f(n, \epsilon))$, and $D_1 := \mathcal{D}(\theta, \epsilon')$, the latter not depending on n . Let $\mathbb{D}(n) := \mathbb{D}(\epsilon(n), C + \epsilon') = \{z \in \mathbb{C} : d(z, [A, B]) > \epsilon(n), |z| < C + \epsilon'\}$.

Since $\epsilon(n) \rightarrow 0$ and $f(n, \epsilon(n)) \rightarrow 0$ as $n \rightarrow \infty$, for n sufficiently large we must have $\epsilon(n) < \theta - B - \epsilon'$ and $f(n, \epsilon(n)) < \epsilon'$, which implies the containments $\overline{D_0(n)} \subset D_1 \subset \mathbb{D}(n)$.

Moreover, for $z \in \partial D_0(n)$, the boundary of the disk, we have by the Mean Value Theorem that, for all n and corresponding $\epsilon = \epsilon(n)$,

$$|G(z) - 1| \geq \inf_{z \in D_0(n)} \{|G'(z)| \cdot f(n, \epsilon)\} \geq C' \cdot f(n, \epsilon),$$

where $C' := \inf_{z \in D_1} |G'(z)| < \infty$ is independent of n .

For all n sufficiently large, by Assumption 3 we have $\sup_{z \in \mathbb{D}(n)} |G_n(z) - G(z)| < C' f(n, \epsilon)$, so

$$|G_n(z) - G(z)| < |G(z) - 1| \text{ for all } z \in \partial D_0(n).$$

Applying Rouché's Theorem (Theorem 3.1), we see that there exists $z \in D_0(n)$ such that $G_n(z) = 1$, which is an eigenvalue of \mathbf{M} by Lemma 3.2. Furthermore, all eigenvalues of \mathbf{M} are real, and by Weyl's interlacing inequality (Corollary 2.20),

$$\lambda_1(\text{diag}(\mathbf{d})) \geq \lambda_2(\mathbf{M}) \geq \lambda_2(\text{diag}(\mathbf{d})) \geq \cdots \geq \lambda_n(\mathbf{M}) \geq \lambda_n(\text{diag}(\mathbf{d})).$$

In particular, all other eigenvalues of \mathbf{M} other than the largest $\lambda_1(\mathbf{M})$ must lie within $[A, B]$. Therefore we conclude that $|\lambda_1(\mathbf{M}) - \theta| \leq f(n, \epsilon(n))$, and therefore $\lambda_1(\mathbf{M}) \rightarrow \theta$ as $n \rightarrow \infty$.

Case 2: $G(z) = 1$ has no solutions in (B, C) . Fix two constants $0 < \epsilon' < \gamma$. For a given $x \in [B + \gamma, C]$, consider disks $D_0(n, x) := \mathcal{D}(x, f(n, \epsilon))$, $D_1(x) := \mathcal{D}(x, \epsilon')$ and take $D_1 := \bigcup_{x \in [B + \gamma, C]} D_1(x)$. Let $\mathbb{D}(n) := \mathbb{D}(n, \epsilon(n), C + \epsilon') = \{z \in \mathbb{C} : d(z, \sigma(\mathbb{R})) > \epsilon(n), |z| < C + \epsilon'\}$. For n sufficiently large, we have $D_0(n, x) \subset D_1(x) \subset D_1 \subset \mathbb{D}(n)$.

For all $z \in \partial D_0(n, x)$, by the Mean Value Theorem, $|G(z) - 1| \geq \inf_{z \in D_0(n, x)} f(n, \epsilon) \geq C' f(n, \epsilon)$, where $C' = \inf_{z \in D_1} |G'(z)|$ is independent of n and x .

For all n sufficiently large, $\sup_{z \in \mathbb{D}(n)} |G_n(z) - G(z)| < C' f(n, \epsilon)$, so

$$|G_n(z) - G(z)| < |G(z) - 1| \text{ for all } z \in \partial D_0(n, x) \text{ and } x \in [B + \gamma, C].$$

Apply Rouché's Theorem, $G_n(z) = 1$ has no solution z in $\bigcup_{x \in [B + \gamma, C]} D_0(n, x)$, hence \mathbf{M} has no eigenvalue in $[B + \gamma, C]$. Meanwhile, $G_n(z) = 1$ also has no solution on $[C, \infty)$ since G_n is strictly decreasing and real-valued on (B, ∞) , and $G_n(C) < 1$. Therefore, for any $\gamma > 0$, $\mathbf{M}^{(n)}$ has no eigenvalues on $[B + \gamma, \infty)$ for sufficiently large n . On the other hand, by Weyl's interlacing inequality (Corollary 2.20), $\lambda_1(\mathbf{M}^{(n)}) \geq \lambda_1(\text{diag}(\mathbf{d}^{(n)})) = \max_{i=1}^n d_i \rightarrow B$. Therefore, $\lambda_1(\mathbf{M}^{(n)}) \rightarrow B$. \square

3.2 Analysis of signal eigenvalues: Proof of Lemma 1.13

Before we proceed, note that, in the Sparse Biased PCA model, \mathbf{X} from (1) takes the form

$$\mathbf{X} = \beta \mathbf{x} \mathbf{x}^\top + \underbrace{\text{diag} \left(\sigma \left(\widehat{\mathbf{W}} \mathbf{1} + \beta \frac{\|\mathbf{y}\|_1}{\|\mathbf{y}\|^2} \mathbf{y} \right) \right)}_{=: \mathbf{d}}.$$

Since $\widehat{\mathbf{W}} \mathbf{1} \sim \mathcal{N} \left(0, \mathbf{I} + \frac{\mathbf{1} \mathbf{1}^\top}{n} \right)$, we may instead model \mathbf{X} as

$$\mathbf{X} = \beta \mathbf{x} \mathbf{x}^\top + \underbrace{\text{diag} \left(\sigma \left(\beta \frac{\|\mathbf{y}\|_1}{\|\mathbf{y}\|^2} \mathbf{y} + \mathbf{g} + \frac{t \mathbf{1}}{\sqrt{n}} \right) \right)}_{=: \mathbf{d}}, \quad (5)$$

where $\mathbf{g} = \mathbf{g}^{(n)} \sim \mathcal{N}(0, \mathbf{I}_n)$ and $t \sim \mathcal{N}(0, 1)$ are independent.

Claim 1: Weak convergence Recall that the first claim of the Lemma states that, almost surely,

$$\text{esd} \left(\mathbf{X}^{(n)} \right) \xrightarrow{(w)} \nu = \nu_\sigma := \text{Law}(\sigma(g)) \text{ where } g \sim \mathcal{N}(0, 1).$$

Proof of Lemma 1.13 (1). By Corollary 2.21, it is sufficient to prove that almost surely

$$\text{ed}(\mathbf{d}) = \text{ed} \left(\sigma \left(\beta \frac{\|\mathbf{y}\|_1}{\|\mathbf{y}\|^2} \mathbf{y} + \mathbf{g} + \frac{t\mathbf{1}}{\sqrt{n}} \right) \right) \xrightarrow{(w)} \nu.$$

Note that the matrix

$$\text{diag} \left(\sigma \left(\beta \frac{\|\mathbf{y}\|_1}{\|\mathbf{y}\|^2} \mathbf{y} + \mathbf{g} + \frac{t\mathbf{1}}{\sqrt{n}} \right) \right) - \text{diag} \left(\sigma \left(\mathbf{g} + \frac{t\mathbf{1}}{\sqrt{n}} \right) \right)$$

is of rank at most $\sum_{i=1}^n \varepsilon_i$. Under the random subset sparsity model, we have $\sum_{i=1}^n \varepsilon_i = np = o(n)$ by assumption. Under independent entries sparsity model, consider the event $\{|\sum_{i=1}^n \varepsilon_i - np| \leq (np)^{3/4}\}$, which almost surely happens eventually always by Lemma 2.7 and the Borel–Cantelli lemma. Under this event, $\sum_{i=1}^n \varepsilon_i = o(n)$, so again the rank is $o(n)$.

Therefore, by Corollary 2.21, in both sampling models, it is sufficient to show that almost surely

$$\text{ed} \left(\sigma \left(\mathbf{g} + \frac{t\mathbf{1}}{\sqrt{n}} \right) \right) \xrightarrow{(w)} \nu.$$

Conditional on t , the Lipschitz continuity of σ (Assumption 1) implies

$$\left\| \sigma \left(\mathbf{g} + \frac{t\mathbf{1}}{\sqrt{n}} \right) - \sigma(\mathbf{g}) \right\|_{\infty} \leq \frac{\ell t}{\sqrt{n}} \rightarrow 0,$$

where ℓ is the Lipschitz constant of σ . Under the event $\mathcal{E} := \{\text{ed}(\sigma(\mathbf{g})) \xrightarrow{(w)} \nu\}$, which holds almost surely by Proposition 2.2, $\text{ed} \left(\sigma \left(\mathbf{g} + \frac{t\mathbf{1}}{\sqrt{n}} \right) \right) \xrightarrow{(w)} \nu$ by Proposition 2.5. Therefore,

$$\begin{aligned} \mathbb{P} \left(\text{ed} \left(\sigma \left(\mathbf{g} + \frac{t\mathbf{1}}{\sqrt{n}} \right) \right) \xrightarrow{(w)} \nu \right) &= \mathbb{E}_t \left[\mathbb{P}_{\mathbf{g}^{(n)}} \left(\left\{ \text{ed} \left(\sigma \left(\mathbf{g} + \frac{t\mathbf{1}}{\sqrt{n}} \right) \right) \xrightarrow{(w)} \nu \right\} \cap \mathcal{E} \mid t \right) \right] \\ &= \mathbb{E}_t[1] \\ &= 1, \end{aligned}$$

completing the proof. □

Claim 2: Convergence of largest eigenvalue Recall that the second claim of the Lemma states that, almost surely, $\lambda_1(\mathbf{X}^{(n)}) \rightarrow \theta$ where θ solves the equation

$$\mathbb{E}_{y \sim \eta, g \sim \mathcal{N}(0,1)} \left[\frac{y^2}{\theta - \sigma \left(\frac{\beta m_1}{m_2} y + g \right)} \right] = \frac{m_2}{\beta}$$

if such $\theta > \text{edge}^+(\sigma)$ exists, and $\theta = \text{edge}^+(\sigma)$ otherwise. Here we set

$$\begin{aligned} m_1 &:= \mathbb{E}_{x \sim \eta} x, \\ m_2 &:= \mathbb{E}_{x \sim \eta} x^2. \end{aligned}$$

Proof of Lemma 1.13 (2). We prove this by specializing Proposition 3.3 to the particular form of \mathbf{X} given in (5).

Take $A = \text{edge}^-(\sigma)$, $B = \text{edge}^+(\sigma)$, then $d_i = \sigma \left(\beta \frac{\sum_i y_i}{\|\mathbf{y}\|^2} y_i + g_i + \frac{t}{\sqrt{n}} \right) \in [A, B]$ for all i , and $\max_{i=1}^n d_i \rightarrow B$ almost surely. The function $G_n: \mathbb{C} \setminus [A, B] \rightarrow \mathbb{C}$ is defined by

$$G_n(z) := \frac{\beta}{\|\mathbf{y}\|^2} \sum_{i=1}^n \frac{y_i^2}{z - \sigma \left(\beta \frac{\sum_i y_i}{\|\mathbf{y}\|^2} y_i + g_i + \frac{t}{\sqrt{n}} \right)}.$$

We further define $G: \mathbb{C} \setminus [A, B] \rightarrow \mathbb{C}$ by

$$G(z) := \frac{\beta}{m_2} \mathbb{E}_{\substack{y \sim \eta \\ g \sim \mathcal{N}(0,1)}} \left[\frac{y^2}{z - \sigma \left(\frac{\beta m_1}{m_2} y + g \right)} \right]. \quad (6)$$

Take $C = B + \beta$, then $G_n(C), G(C) \leq 1$. It is easy to check that Conditions 1 and 2 of Proposition 3.3 are satisfied.

To prove Condition 3, which concerns the closeness of G_n and G , we first introduce an intermediate function H_n . In Lemma 3.4, we establish pointwise closeness between G_n and H_n , as well as between H_n and G . Building on this, we then prove the desired uniform closeness in Lemma 3.5. The statements and proofs of both Lemmas will be given below.

Finally, since all the conditions in Proposition 3.3 are satisfied almost surely by the defined functions G_n and G , the proof of the claim is completed by using the Proposition. \square

Lemma 3.4. Define $H_n: \mathbb{C} \setminus [A, B] \rightarrow \mathbb{C}$ by

$$H_n(z) := \frac{\beta}{m_2 n p} \sum_{i=1}^n \frac{y_i^2}{z - \sigma \left(\frac{\beta m_1}{m_2} y_i + g_i \right)}.$$

Consider some $0 < \delta < 1/2$ and $\epsilon = \epsilon(n) > 0$ such that $\epsilon(n) \rightarrow 0$ as $n \rightarrow \infty$. Define events

$$\begin{aligned} \mathcal{E}_1(n, \delta) &:= \left\{ |t| \leq n^\delta \right\}, \\ \mathcal{E}_2(n, p, \delta) &:= \left\{ \|\mathbf{y}\|_\infty < (np)^\delta \right\} \cap \left\{ \left| \frac{\sum_i y_i}{\|\mathbf{y}\|^2} - \frac{m_1}{m_2} \right| < (np)^{-1/2+\delta} \right\} \\ &\quad \cap \left\{ \left| \|\mathbf{y}\|^{-2} - (np m_2)^{-1} \right| \leq (np)^{-\frac{3}{2}+\delta} \right\} \cap \left\{ \|\mathbf{y}\|^2 \leq (np)^{1+\delta} \right\}. \end{aligned}$$

Then, the following hold.

1. On the event $\mathcal{E}_1(n, \delta) \cap \mathcal{E}_2(n, p, \delta)$,

$$\sup_{z \in \mathbb{C}: d(z, \sigma(\mathbb{R})) > \epsilon} |G_n(z) - H_n(z)| = O(\epsilon^{-2} (np)^{-1/2+3\delta}).$$

2. For any fixed $z \in \mathbb{C}$ such that $d(z, \sigma(\mathbb{R})) > \epsilon$.

$$\mathbb{P} \left(|H_n(z) - G(z)| = O(\epsilon^{-1} (np)^{-\frac{1}{2}+3\delta}); \mathcal{E}_2(n, \delta) \right) = 1 - \exp(-\Omega((np)^{2\delta})).$$

Proof. Let ℓ be the Lipschitz constant of σ (which is finite by our Assumption 1).

For the first claim, for any $z \in \mathbb{C}$ such that $d(z, \sigma(\mathbb{R})) > \epsilon$,

$$\begin{aligned}
|G_n(z) - H_n(z)| &\leq \left| \|\mathbf{y}\|^{-2} - \frac{1}{m_2 np} \right| \sum_{i=1}^n \left| \frac{\beta y_i^2}{z - \sigma(\beta \frac{\sum_{i=1}^n y_i}{\|\mathbf{y}\|^2} y_i + g_i + \frac{t}{\sqrt{n}})} \right| \\
&\quad + \frac{\beta}{m_2 np} \sum_{i=1}^n y_i^2 \left| \frac{1}{z - \sigma(\beta \frac{\sum_{i=1}^n y_i}{\|\mathbf{y}\|^2} y_i + g_i + \frac{t}{\sqrt{n}})} - \frac{1}{z - \sigma(\frac{\beta m_1}{m_2} y_i + g_i)} \right| \\
&\leq \beta \epsilon^{-1} (np)^{-\frac{1}{2}+2\delta} + m_2^{-1} \beta (np)^\delta \epsilon^{-2} \ell(\beta (np)^{-\frac{1}{2}+2\delta} + n^{-\frac{1}{2}+\delta}) \\
&= O(\epsilon^{-2} (np)^{-\frac{1}{2}+3\delta}),
\end{aligned}$$

giving the result.

For the second claim, consider the event $A(n, \delta) := \{\|\mathbf{y}\|_\infty \leq (np)^\delta\} \supseteq \mathcal{E}_2(n, \delta)$. We define

$$\tilde{G}(z) := \frac{\beta}{m_2} \mathbb{E}_{\substack{y \sim \eta \\ g \sim \mathcal{N}(0,1)}} \left[\frac{y^2 \mathbb{1}\{|y| \leq (np)^\delta\}}{z - \sigma(\frac{\beta m_1}{m_2} y + g)} \right].$$

Recall that $y_i = \varepsilon_i z_i$ where $z_i \sim \eta$ and ε_i are random under one of the two sparsity models. On the event $A(n, \delta)$, the real part $\Re H_n(z)$ can be rewritten, introducing a factor of $(np)^{2\delta}$ inside and outside of the sum, as

$$\Re H_n(z) = \frac{\beta (np)^{-1+2\delta}}{m_2 \epsilon} \sum_{i=1}^n \underbrace{\Re \left(\frac{\epsilon (np)^{-2\delta} z_i^2 \mathbb{1}\{|z_i| \leq (np)^\delta\}}{z - \sigma(\frac{\beta m_1}{m_2} z_i + g_i)} \right)}_{=: \gamma_i} \varepsilon_i$$

where $|\gamma_i| \leq 1$ almost surely, whereby γ_i is 1-subgaussian. Moreover,

$$\mathbb{E} [\gamma_i] = \epsilon (np)^{-2\delta} \Re \left(\mathbb{E}_{\substack{y \sim \eta \\ g \sim \mathcal{N}(0,1)}} \left[\frac{y^2 \mathbb{1}\{|y| \leq (np)^\delta\}}{z - \sigma(\frac{\beta m_1}{m_2} y + g)} \right] \right) = \frac{m_2 \epsilon (np)^{-2\delta}}{\beta} \Re \tilde{G}(z).$$

Therefore, for any $C > 0$,

$$\begin{aligned}
&\mathbb{P} \left(|\Re H_n(z) - \Re \tilde{G}(z)| > C \epsilon^{-1} (np)^{-\frac{1}{2}+3\delta}; A(n, \delta) \right) \\
&\leq \mathbb{P} \left(\left| \sum_{i=1}^n \gamma_i \varepsilon_i - np \mathbb{E} [\gamma_i] \right| > \frac{m_2}{\beta} (np)^{\frac{1}{2}+\delta} \right)
\end{aligned}$$

We claim that this is small under either sparsity model. Under the Random Subset model, we directly apply Hoeffding's inequality, since conditional on the choice of the set $S = \{i : \varepsilon_i = 1\}$ the above involves a sum of pn i.i.d. random variables. Under the Independent Entries model, we apply Lemma 2.8. In both cases, we have

$$= \exp(-\Omega((np)^{2\delta})).$$

Following exactly the same proof, for all $C > 0$, we have the same bound for the difference of imaginary parts:

$$\mathbb{P} \left(|\Im H_n(z) - \Im \tilde{G}(z)| > C \epsilon^{-1} (np)^{-\frac{1}{2}+3\delta}; A(n, \delta) \right) = \exp(-\Omega((np)^{2\delta})).$$

Next, we show that $\tilde{G}(z)$ is close to $G(z)$. Indeed, we have

$$\begin{aligned}
& \epsilon |\tilde{G}(z) - G(z)| \\
& \leq \frac{\epsilon \beta}{m_2} \mathbb{E}_{\substack{y \sim \eta \\ g \sim \mathcal{N}(0,1)}} \left[\left| \frac{y^2 \mathbb{1}\{|y| > (np)^\delta\}}{z - \sigma(\frac{\beta m_1}{m_2} y + g)} \right| \right] \\
& \leq \frac{\beta}{m_2} \left(\mathbb{E}_{y \sim \eta} \left[2(y - m_1)^2 \mathbb{1}\{|y| > (np)^\delta\} \right] + 2m_1^2 \mathbb{P}_{y \sim \eta}(|y| > (np)^\delta) \right) \\
& \leq \frac{\beta}{m_2} \left(\left(\mathbb{E}_{y \sim \eta} [4(y - m_1)^4] \mathbb{P}_{y \sim \eta}(|y| > (np)^\delta) \right)^{1/2} + 2m_1^2 \mathbb{P}_{y \sim \eta}(|y| > (np)^\delta) \right)
\end{aligned}$$

Since η is sub-gaussian, it has bounded forth moment, and $\mathbb{P}(|y| > (np)^\delta) = \exp(-\Omega((np)^{2\delta}))$, so we have

$$= \exp(-\Omega((np)^{2\delta})).$$

Hence for n sufficiently large, $|\tilde{G}(z) - G(z)| < \frac{C}{2} \epsilon^{-1} (np)^{-\frac{1}{2}+3\delta}$.

Finally, putting together these results,

$$\begin{aligned}
& \mathbb{P} \left(|H_n(z) - G(z)| > C \epsilon^{-1} (np)^{-\frac{1}{2}+3\delta}; \mathcal{E}_2(n, \delta) \right) \\
& \leq \mathbb{P} \left(|H_n(z) - \tilde{G}(z)| > \frac{C}{2} \epsilon^{-1} (np)^{-\frac{1}{2}+3\delta}; A(n, \delta) \right) \\
& \leq \mathbb{P} \left(|\Re H_n(z) - \Re \tilde{G}(z)| > \frac{C}{2\sqrt{2}} \epsilon^{-1} (np)^{-\frac{1}{2}+3\delta}; A(n, \delta) \right) \\
& \quad + \mathbb{P} \left(|\Im H_n(z) - \Im \tilde{G}(z)| > \frac{C}{2\sqrt{2}} \epsilon^{-1} (np)^{-\frac{1}{2}+3\delta}; A(n, \delta) \right) \\
& = \exp(-\Omega((np)^{2\delta})),
\end{aligned}$$

completing the proof. \square

Lemma 3.5. *Suppose that $0 < \delta < 1/2$, $\epsilon = \epsilon(n) > 0$ is such that $\epsilon(n) \rightarrow 0$, and $C, K > 0$. Define $\mathbb{D}(n, \epsilon, K) := \{z \in \mathbb{C} : d(z, [A, B]) > \epsilon, |z| < K\}$. Then,*

$$\mathbb{P} \left(\underbrace{\sup_{z \in \mathbb{D}(n, \epsilon, K)} |G_n(z) - G(z)| \leq C \epsilon^{-2} (np)^{-1/2+3\delta}}_{=: \Gamma(n)} \right) = 1 - \exp(-\Omega((np)^{2\delta})).$$

Remark 3.6. *Suppose $p(n) = \omega(\frac{(\log n)^c}{n})$ where $c > 6$. Take $\delta = 1/c, 0 < k < \frac{1-6\delta}{4}$. Let $\epsilon(n) = (np)^{-k}$. Then $3\delta + 2k < 1/2$. Then both $\epsilon(n) \rightarrow 0, \epsilon^{-2}(np)^{-1/2+3\delta} = (np)^{-1/2+3\delta+2k} \rightarrow 0$ as $n \rightarrow \infty$. This shows that the Condition 4 of Lemma 1.13 is satisfied under the event $\{\Gamma(n) \text{ happens eventually always}\}$, which happens almost surely by Lemma 2.11.*

Proof. By standard results on ϵ -net, there exists a finite set $L \subset \mathbb{D}$ such that balls of radius $(np)^{-5}$ around each $z \in L$ cover \mathbb{D} , and such that $|L| \leq T(np)^{10}$ for constant $T > 0$, where T depends only on K . Applying Lemma 3.4(2), we get by union bound

$$\begin{aligned}
\mathbb{P} \left(\sup_{z \in L} |H_n(z) - G(z)| > C_1 \epsilon^{-1} (np)^{-1/2+3\delta} \right) & \leq T(np)^{10} \exp(-\Omega((np)^{2\delta})) \\
& = \exp(-\Omega((np)^{2\delta})).
\end{aligned} \tag{7}$$

Moreover, on the event $\mathcal{E}_1(n, \delta) \cap \mathcal{E}_2(n, p, \delta)$, H_n and G are both $(\beta m_2^{-1} \epsilon^{-2} (np)^\delta)$ -Lipschitz as functions of $z \in \mathbb{D}$, since

$$|H'_n(z)|, |G'(z)| \leq \beta m_2^{-1} \epsilon^{-2} (np)^\delta \text{ for all } z \in \mathbb{D}.$$

For a given $z \in \mathbb{D}$, take $w \in L$ such that $|w - z| < (np)^{-5}$. Then,

$$\begin{aligned} |H_n(z) - G(z)| &\leq |H_n(w) - G(w)| + |H_n(z) - H_n(w)| + |G(w) - G(z)| \\ &\leq |H_n(w) - G(w)| + 2\beta m_2^{-1} \epsilon^{-2} (np)^{-5+\delta} \end{aligned}$$

Combining Lemma 3.4(1) and the above, we find that, on the event $\mathcal{E}_1(n, \delta) \cap \mathcal{E}_2(n, p, \delta)$,

$$\sup_{z \in \mathbb{D}} |G_n(z) - G(z)| \leq \sup_{z \in L} |H_n(z) - G(z)| + O(\epsilon^{-2} (np)^{-1/2+3\delta}).$$

Therefore, for any $C > 0$

$$\begin{aligned} &\mathbb{P} \left(\sup_{z \in \mathbb{D}} |G_n(z) - G(z)| > C \epsilon^{-2} (np)^{-1/2+3\delta} \right) \\ &\leq \mathbb{P}(\mathcal{E}_1(n, \delta)^c) + \mathbb{P}(\mathcal{E}_2(n, p, \delta)^c) \\ &\quad + \mathbb{P} \left(\sup_{z \in \mathbb{D}} |G_n(z) - G(z)| > C \epsilon^{-2} n^{-1/2+3\delta}; \mathcal{E}_1(n, \delta); \mathcal{E}_2(n, p, \delta) \right) \\ &\leq \mathbb{P}(\mathcal{E}_1(n, \delta)^c) + \mathbb{P}(\mathcal{E}_2(n, p, \delta)^c) + \mathbb{P} \left(\sup_{z \in L} |H_n(z) - G(z)| > \Theta(\epsilon^{-2} (np)^{-1/2+3\delta}) \right) \end{aligned}$$

To control the remaining probabilities, we apply Lemma 2.6, Proposition 2.9 for the Independent Entries sparsity model or Corollary 2.10 for the Random Subset sparsity model, and (7). Putting these together, we find for either sparsity model that

$$\leq \exp(-\Omega((np)^{2\delta})),$$

completing the proof. \square

Claim 3: Control of other eigenvalues Finally, we give the brief analysis of the eigenvalues other than the top one.

Proof of Lemma 1.13 (3). Since $\mathbf{X} = \beta \mathbf{x} \mathbf{x}^\top + \text{diag}(\mathbf{d})$, by Weyl's interlacing inequality (Corollary 2.20),

$$\begin{aligned} \text{edge}(\sigma)^+ &\geq \lambda_1(\text{diag}(\mathbf{d})) \geq \lambda_2(\mathbf{X}) \geq \lambda_2(\text{diag}(\mathbf{d})) \geq \dots \\ &\dots \geq \lambda_{n-1}(\mathbf{X}) \geq \lambda_{n-1}(\text{diag}(\mathbf{d})) \geq \text{edge}(\sigma)^-. \end{aligned}$$

Thus, $\lambda_2(\mathbf{X}), \dots, \lambda_n(\mathbf{X})$ lie in $\sigma(\mathbb{R})$, as claimed. \square

3.3 Compression to obtain independent spiked matrix model

Recall that the σ -Laplacian $\mathbf{L} = \mathbf{L}_\sigma$ from (1) takes the form

$$\begin{aligned} \mathbf{L} &= \widehat{\mathbf{W}} + \mathbf{X}, \\ \mathbf{X} &= \mathbf{X}(\mathbf{x}, \widehat{\mathbf{W}}; \beta) = \beta \mathbf{x} \mathbf{x}^\top + \text{diag}(\underbrace{\sigma(\widehat{\mathbf{W}} \mathbf{1} + \beta \langle \mathbf{x}, \mathbf{1} \rangle \mathbf{x})}_{=: \mathbf{d}}). \end{aligned}$$

where $\widehat{\mathbf{W}}$ is a Wigner matrix with entrywise variance $1/n$. This resembles the spiked matrix model studied in [CDMFF11], with the key complication that $\widehat{\mathbf{W}}$ and \mathbf{X} are weakly dependent, since \mathbf{X} depends on $\widehat{\mathbf{W}}\mathbf{1}$. We do not expect this dependence to make a difference in the behavior of these random matrices in general: it should be possible to merely pretend that $\widehat{\mathbf{W}}\mathbf{1}$ is a Gaussian random vector with suitable distribution sampled independently of $\widehat{\mathbf{W}}$. However, to rigorously treat the actual σ -Laplacian matrices under consideration, we now introduce a trick to circumvent this complication and construct from this weakly dependent spiked matrix model an exactly independent one.

The idea is to “project away” the $\mathbf{1}$ direction from \mathbf{L} , which will make $\widehat{\mathbf{W}}$ independent of the (now slightly deformed) signal matrix. Specifically, we now present the conditions under which “compressing” \mathbf{L} in this way via

$$\mathbf{L} \mapsto \widetilde{\mathbf{L}} := \mathbf{V}^\top \mathbf{L} \mathbf{V},$$

where $\mathbf{V} \in \mathbb{R}^{n \times (n-1)}$ has columns forming an orthonormal basis for the orthogonal complement of the all-ones vector $\mathbf{1}$, produces the desired independence of signal and noise components.

The main technical point is that $\widehat{\mathbf{W}}$ drawn from the GOE is an orthogonally invariant random matrix; that is, $\mathbf{Q}^\top \widehat{\mathbf{W}} \mathbf{Q}$ has the same law as $\widehat{\mathbf{W}}$ for any orthogonal \mathbf{Q} . So, the compressed noise term $\widetilde{\mathbf{W}} = \mathbf{V}^\top \widehat{\mathbf{W}} \mathbf{V}$ remains a GOE matrix, now of dimension $(n-1) \times (n-1)$. Moreover, in our formulation, \mathbf{X} depends on $\widehat{\mathbf{W}}$ only through the vector $\widehat{\mathbf{W}}\mathbf{1}$. By projecting $\widehat{\mathbf{W}}$ onto the orthogonal complement of $\mathbf{1}$, we remove the component that correlates with \mathbf{X} , and thus the resulting noise term becomes independent of \mathbf{X} after compression. This is formalized in the Proposition below.

Proposition 3.7. *Suppose $\mathbf{L} = \mathbf{L}^{(n)}$ of the form in (1) satisfies the following:*

1. $\widehat{\mathbf{W}} = \widehat{\mathbf{W}}^{(n)} \sim \text{GOE}(n, 1/n)$.
2. *Almost surely, $\sum_{i=1}^n \mathbb{1}\{x_i = 0\} \rightarrow \infty$, $\|\mathbf{x}^{(n)}\|_1 = o(\sqrt{n})$, $\text{esd}(\mathbf{X}^{(n)}) \xrightarrow{(w)} \nu$ where ν has finite first moment, and $\lambda_1(\mathbf{X}^{(n)}) \rightarrow \theta \in \mathbb{R}$.*

Then, for any sequence of matrices $\mathbf{V} = \mathbf{V}^{(n)} \in \mathbb{R}^{n \times (n-1)}$ satisfying $\mathbf{V}\mathbf{V}^\top = \mathbf{I}_n - \widehat{\mathbf{1}}\widehat{\mathbf{1}}^\top$ and $\mathbf{V}^\top \mathbf{V} = \mathbf{I}_{n-1}$, the compression $\widetilde{\mathbf{L}} = \widetilde{\mathbf{L}}^{(n)} := \mathbf{V}^\top \mathbf{L} \mathbf{V}$ can be decomposed as

$$\widetilde{\mathbf{L}} = \widetilde{\mathbf{W}} + \widetilde{\mathbf{X}} + \boldsymbol{\Delta} \in \mathbb{R}_{\text{sym}}^{(n-1) \times (n-1)},$$

where:

1. $\widetilde{\mathbf{W}} = \widetilde{\mathbf{W}}^{(n)} \sim \text{GOE}(n-1, \frac{1}{n-1})$,
2. *Almost surely, $\text{esd}(\widetilde{\mathbf{X}}^{(n)}) \xrightarrow{(w)} \nu$, $\|\boldsymbol{\Delta}^{(n)}\| \rightarrow 0$, $\lambda_1(\widetilde{\mathbf{X}}^{(n)}) \rightarrow \theta$, and all other eigenvalues $\lambda_2(\widetilde{\mathbf{X}}^{(n)}), \dots, \lambda_{n-1}(\widetilde{\mathbf{X}}^{(n)})$ lie in $[\text{edge}(\sigma)^-, \text{edge}(\sigma)^+]$.*
3. $\widetilde{\mathbf{W}}^{(n)}$ and $\widetilde{\mathbf{X}}^{(n)}$ are independent.

Remark 3.8. *The matrix \mathbf{L} from the Sparse Biased PCA model satisfies the assumptions, since almost surely*

$$\sum_{i=1}^n \mathbb{1}\{x_i = 0\} \geq \sum_{i=1}^n \mathbb{1}\{\varepsilon_i = 0\} \rightarrow \infty,$$

$$\|\mathbf{x}^{(n)}\|_1 = \frac{\|\mathbf{y}^{(n)}\|_1}{\|\mathbf{y}^{(n)}\|_2} \|\mathbf{y}^{(n)}\| = O(\sqrt{np}) = o(\sqrt{n}),$$

and $\nu = \sigma(\mathcal{N}(0, 1))$ has finite first moment due to the boundedness of σ .

Proof. Define

$$\begin{aligned}\widetilde{\mathbf{W}} &= \widetilde{\mathbf{W}}^{(n)} = \sqrt{\frac{n}{n-1}} \mathbf{V}^{(n)\top} \widehat{\mathbf{W}}^{(n)} \mathbf{V}^{(n)}, \\ \widetilde{\mathbf{X}} &= \widetilde{\mathbf{X}}^{(n)} = \mathbf{V}^{(n)\top} \mathbf{X}^{(n)} \mathbf{V}^{(n)}, \\ \Delta &= \Delta^{(n)} = \left(1 - \sqrt{\frac{n}{n-1}}\right) \mathbf{V}^{(n)\top} \widehat{\mathbf{W}}^{(n)} \mathbf{V}^{(n)}.\end{aligned}$$

Consider the matrix $\mathbf{Q} := [\widehat{\mathbf{1}} \ \mathbf{V}]$, which is orthogonal. Since the GOE ensemble is invariant under orthogonal conjugation, we have $\mathbf{Q}^\top \widehat{\mathbf{W}} \mathbf{Q} \sim \text{GOE}(n, n^{-1})$. Its right bottom $(n-1) \times (n-1)$ submatrix is $\mathbf{V}^\top \widehat{\mathbf{W}} \mathbf{V}$, and hence $\widetilde{\mathbf{W}} \sim \sqrt{\frac{n}{n-1}} \cdot \text{GOE}(n-1, n^{-1}) = \text{GOE}(n-1, (n-1)^{-1})$.

By Proposition 2.18, $\|\widetilde{\mathbf{W}}\| \xrightarrow{(\text{a.s.})} 2$, hence

$$\|\Delta\| = \left(1 - \sqrt{\frac{n-1}{n}}\right) \|\widetilde{\mathbf{W}}\| \xrightarrow{(\text{a.s.})} 0.$$

Moreover, the first column (and row) of $\mathbf{Q}^\top \widehat{\mathbf{W}} \mathbf{Q}$ is independent of $\widetilde{\mathbf{W}}$, and corresponds to $\widehat{\mathbf{W}} \widehat{\mathbf{1}}$ expressed in the basis formed by the columns of \mathbf{Q} . Since $\widetilde{\mathbf{X}}$ is a function of $\widehat{\mathbf{W}} \widehat{\mathbf{1}}$, we conclude that $\widetilde{\mathbf{W}}$ and $\widetilde{\mathbf{X}}$ are independent.

Let $\mathbf{Q}_0 := [\mathbf{0} \ \mathbf{V}]$, so that

$$\mathbf{Q}_0^\top \mathbf{X} \mathbf{Q}_0 = \begin{bmatrix} 0 & \mathbf{0}^\top \\ \mathbf{0} & \mathbf{V}^\top \mathbf{X} \mathbf{V} \end{bmatrix}.$$

Then, $\mathbf{Q}^\top \mathbf{X} \mathbf{Q} - \mathbf{Q}_0^\top \mathbf{X} \mathbf{Q}_0$ has rank at most 2. By the stability of the esd under low rank perturbation (Corollary 2.21), this does not affect the weak convergence of the esd:

$$\mathbb{P} \left(\text{esd}(\widetilde{\mathbf{X}}) \xrightarrow{(\text{w})} \nu \right) = \mathbb{P} \left(\text{esd}(\mathbf{Q}_0^\top \mathbf{X} \mathbf{Q}_0) \xrightarrow{(\text{w})} \nu \right) \geq \mathbb{P} \left(\text{esd}(\mathbf{Q}^\top \mathbf{X} \mathbf{Q}) \xrightarrow{(\text{w})} \nu \right) = 1$$

To control the eigenvalues aside from the top one, note that, for any unit vector $\mathbf{y} \in \mathbb{R}^{n-1}$, $\mathbf{y}^\top \mathbf{V}^\top \text{diag}(\mathbf{d}) \mathbf{V} \mathbf{y} = \sum_i \mathbf{d}_i (\mathbf{V} \mathbf{y})_i^2 \in [\text{edge}(\sigma)^-, \text{edge}(\sigma^+)]$. So, all eigenvalues of $\mathbf{V}^\top \text{diag}(\mathbf{d}) \mathbf{V}$ are in $[\text{edge}(\sigma)^-, \text{edge}(\sigma^+)]$. Since $\widetilde{\mathbf{X}} = \beta(\mathbf{V}^\top \mathbf{x})(\mathbf{V}^\top \mathbf{x})^\top + \mathbf{V}^\top \text{diag}(\mathbf{d}) \mathbf{V}$, by Weyl's interlacing inequality (Corollary 2.20),

$$\begin{aligned}\text{edge}(\sigma)^+ &\geq \lambda_1(\mathbf{V}^\top \text{diag}(\mathbf{d}) \mathbf{V}) \geq \lambda_2(\widetilde{\mathbf{X}}) \geq \lambda_2(\mathbf{V}^\top \text{diag}(\mathbf{d}) \mathbf{V}) \geq \dots \\ &\dots \geq \lambda_{n-1}(\widetilde{\mathbf{X}}) \geq \lambda_{n-1}(\mathbf{V}^\top \text{diag}(\mathbf{d}) \mathbf{V}) \geq \text{edge}(\sigma)^-, \end{aligned}$$

as claimed.

It is left to prove $\lambda_1(\widetilde{\mathbf{X}}) \rightarrow \theta$ almost surely. First, by Weyl's interlacing inequality (Corollary 2.20), and on the event $\{\sum_{i=1}^n \mathbb{1}\{x_i = 0\} \rightarrow \infty\}$ which happens almost surely by assumption, we have

$$\lambda_1(\mathbf{X}) \geq \lambda_1(\text{diag}(\mathbf{d})) = \max_i d_i \geq \max_{i: x_i=0} \sigma((\widehat{\mathbf{W}} \mathbf{1})_i) \rightarrow \text{edge}(\sigma)^+.$$

Hence, $\theta \geq \text{edge}(\sigma^+)$. We now consider two cases, depending on whether equality holds here.

Case 1: $\theta > \text{edge}(\sigma)^+$. On the one hand, since $\|\mathbf{V} \mathbf{x}\|^2 = \mathbf{x}^\top \mathbf{V}^\top \mathbf{V} \mathbf{x} = \|\mathbf{x}\|^2$ for all $\mathbf{x} \in \mathbb{R}^{n-1}$,

$$\lambda_1(\widetilde{\mathbf{X}}) = \max_{\|\mathbf{x}\|=1} \mathbf{x}^\top \mathbf{V}^\top \mathbf{X} \mathbf{V} \mathbf{x} \leq \max_{\|\mathbf{y}\|=1} \mathbf{y}^\top \mathbf{X} \mathbf{y} = \lambda_1(\mathbf{X})$$

On the other hand, let $\mathbf{v} = \mathbf{v}_1(\mathbf{X})$. We have

$$\begin{aligned}\lambda_1(\widetilde{\mathbf{X}}) &\geq \frac{(\mathbf{V}^\top \mathbf{v})^\top (\mathbf{V}^\top \mathbf{X} \mathbf{V})(\mathbf{V}^\top \mathbf{v})}{\|\mathbf{V}^\top \mathbf{v}\|^2} \\ &= \frac{\mathbf{v}^\top \mathbf{P} \mathbf{X} \mathbf{P} \mathbf{v}}{\|\mathbf{P} \mathbf{v}\|^2}\end{aligned}$$

where $\mathbf{P} := \mathbf{I}_n - \widehat{\mathbf{1}}\widehat{\mathbf{1}}^\top$ is the projection matrix to the orthogonal complement of the $\widehat{\mathbf{1}}$ direction. Continuing,

$$\begin{aligned}&\geq \mathbf{v}^\top \mathbf{P} \mathbf{X} \mathbf{P} \mathbf{v} \\ &= \mathbf{v}^\top \mathbf{X} \mathbf{v} - \langle \mathbf{v}, \widehat{\mathbf{1}} \rangle (\widehat{\mathbf{1}}^\top \mathbf{X} \mathbf{v} + \mathbf{v}^\top \mathbf{X} \widehat{\mathbf{1}}) + \langle \mathbf{v}, \widehat{\mathbf{1}} \rangle^2 \\ &\geq \lambda_1(\mathbf{X}) - 2\|\mathbf{X}\| \cdot |\langle \mathbf{v}, \widehat{\mathbf{1}} \rangle|.\end{aligned}$$

It suffices to show that the last term is $o(1)$ as $n \rightarrow \infty$.

Suppose $|\sigma(x)| < K$ for all $x \in \mathbb{R}$. Then, $\|\mathbf{X}\| \leq \beta + K$, so $\|\mathbf{X}\| = \|\mathbf{X}^{(n)}\| = O(1)$. So, it further suffices to show that $|\langle \mathbf{v}, \widehat{\mathbf{1}} \rangle| = o(1)$.

Moreover, note that \mathbf{v} satisfies

$$\lambda_1(\mathbf{X})\mathbf{v} = \mathbf{X}\mathbf{v} = (\beta\mathbf{x}\mathbf{x}^\top + \text{diag}(\mathbf{d}_i))\mathbf{v}$$

Rearranging,

$$\mathbf{v} = \beta\langle \mathbf{x}, \mathbf{v} \rangle (\lambda_1(\mathbf{X})\mathbf{I} - \text{diag}(\mathbf{d}))^{-1}\mathbf{x}$$

Hence,

$$|\langle \mathbf{v}, \widehat{\mathbf{1}} \rangle| \leq \beta \frac{1}{\sqrt{n}} \sum_{i=1}^n \frac{|x_i|}{|\lambda_1(\mathbf{X}) - d_i|}$$

Let $\epsilon = (\theta - \text{edge}(\sigma)^+)/2 > 0$. Then, on the event $\{\|\mathbf{x}\|_1 = o(\sqrt{n}), \lambda_1(\mathbf{X}^{(n)}) \rightarrow \theta\}$ which happens almost surely, $\lambda_1(\mathbf{X}^{(n)}) > \theta - \epsilon$ for all sufficiently large n , so

$$|\langle \mathbf{v}, \widehat{\mathbf{1}} \rangle| \leq \beta\epsilon^{-1}n^{-1/2}\|\mathbf{x}\|_1 = o(1)$$

and therefore

$$\lambda_1(\widetilde{\mathbf{X}}) - \lambda_1(\mathbf{X}) \rightarrow 0$$

We conclude that $\lambda_1(\widetilde{\mathbf{X}}) \rightarrow \theta$ almost surely.

Case 2: $\theta = \text{edge}(\sigma)^+$. Just like in Case 1, $\lambda_1(\widetilde{\mathbf{X}}) \leq \lambda_1(\mathbf{X})$. On the other hand, as $\widetilde{\mathbf{X}} = \mathbf{V}^\top \text{diag}(\mathbf{d})\mathbf{V} + \beta(\mathbf{V}^\top \mathbf{x})(\mathbf{V}^\top \mathbf{x})^\top$, by Weyl's interlacing inequality (Corollary 2.20)

$$\lambda_1(\widetilde{\mathbf{X}}) \geq \lambda_1(\mathbf{V}^\top \text{diag}(\mathbf{d})\mathbf{V}).$$

Let $i := \arg \max_j d_j$, and set $\mathbf{y} := \mathbf{V}^\top \mathbf{e}_i = \mathbf{V}^\top \mathbf{e}_i$. Then $\|\mathbf{y}\|^2 = \|\mathbf{P}\mathbf{e}_i\|^2 = 1 - \frac{1}{n}$, and we have

$$\begin{aligned}
&\geq \frac{\mathbf{y}^\top \mathbf{V}^\top \text{diag}(\mathbf{d}) \mathbf{V} \mathbf{y}}{\|\mathbf{y}\|^2} \\
&= \frac{\mathbf{e}_i^\top \mathbf{P} \text{diag}(\mathbf{d}) \mathbf{P} \mathbf{e}_i}{1 - \frac{1}{n}} \\
&= \frac{d_i - \frac{2}{n}d_i + \frac{1}{n^2}}{1 - \frac{1}{n}} \\
&\geq \frac{n-2}{n-1}d_i \\
&\rightarrow \text{edge}(\sigma)^+
\end{aligned}$$

We conclude that $\lambda_1(\widetilde{\mathbf{X}}) \rightarrow \theta = \text{edge}(\sigma)^+$ almost surely, completing the proof. \square

3.4 Analysis of compressed σ -Laplacian eigenvalues

3.4.1 Weak convergence: Proof of Lemma 1.14

Recall from Proposition 3.7 that we may decompose

$$\widetilde{\mathbf{L}}^{(n)} = \mathbf{V}^{(n)\top} \mathbf{L}^{(n)} \mathbf{V}^{(n)} = \widetilde{\mathbf{W}}^{(n)} + \widetilde{\mathbf{X}}^{(n)} + \mathbf{\Delta}^{(n)},$$

where $\widetilde{\mathbf{W}}^{(n)} \sim \text{GOE}(n-1, \frac{1}{n-1})$, $\widetilde{\mathbf{W}}^{(n)}$ and $\mathbf{\Delta}^{(n)}$ are independent of $\widetilde{\mathbf{X}}^{(n)}$ (in fact $\mathbf{\Delta}^{(n)}$ is a multiple of $\widetilde{\mathbf{W}}^{(n)}$) and $\|\mathbf{\Delta}^{(n)}\| \rightarrow 0$ almost surely as $n \rightarrow \infty$. For the weak convergence result, we then first note that, by our Lemma 1.13, the esd of $\widetilde{\mathbf{X}}^{(n)}$ almost surely converges weakly to $\sigma(\mathcal{N}(0, 1))$, while that of $\widetilde{\mathbf{W}}^{(n)}$ almost surely converges weakly to μ_{sc} by Theorem 2.16. Thus, by Proposition 4.3.9 of [HP00], the esd of $\widetilde{\mathbf{W}}^{(n)} + \widetilde{\mathbf{X}}^{(n)}$ almost surely converges weakly to $\mu_{\text{sc}} \boxplus \sigma(\mathcal{N}(0, 1))$, since the law of $\widetilde{\mathbf{W}}^{(n)}$ is orthogonally invariant (the Proposition in the reference is stated for unitary invariance, but the same result holds by the same proof under orthogonal invariance, as also mentioned in the discussion following this result in the reference).

3.4.2 Largest eigenvalue: Proof of Theorem 1.8

Before proceeding to the proof, let us note the relationship between the thresholds we state and the ones stated in related results [CDMFF11, BG24] in terms of the inverse subordination function H_ν (Definition 2.25). These are actually equivalent. Recall that, for a given ν , this is defined as

$$\begin{aligned}
H_\nu(z) &= z + G_\nu(z) \\
&= z + \mathbb{E}_{X \sim \nu} \left[\frac{1}{z - X} \right]
\end{aligned}$$

In our case, the ν that will arise is $\nu = \sigma(\mathcal{N}(0, 1))$, which gives

$$= z + \mathbb{E}_{g \sim \mathcal{N}(0, 1)} \left[\frac{1}{z - \sigma(g)} \right],$$

defined for all $z \in \mathbb{C} \setminus \overline{\sigma(\mathbb{R})}$.

In particular, we also have

$$H'_\nu(z) = 1 - \mathbb{E}_{g \sim \mathcal{N}(0,1)} \left[\frac{1}{(z - \sigma(g))^2} \right].$$

Note that this function converges to 1 as $z \rightarrow \infty$ along the real axis, and is continuous and strictly increasing on $(\text{edge}^+(\sigma), +\infty)$. Moreover, by [CDMFF11, Lemma 2.1], $\text{edge}^+(\sigma) \in \text{supp}(\nu) \subseteq \{u \in \mathbb{R} \setminus \text{supp}(\nu) : H'(u) < 0\}$. Particularly, this implies that there exists some $u > \text{edge}^+(\sigma)$ where $H'(u) < 0$.

Thus our definition of $\beta_* = \beta_*(\sigma)$ in Theorem 1.8, which reads

$$\mathbb{E}_{g \sim \mathcal{N}(0,1)} \left[\frac{1}{(\theta_\sigma(\beta_*) - \sigma(g))^2} \right] = 1,$$

is equivalent to

$$H'_\nu(\theta_\sigma(\beta_*)) = 0.$$

the form of this threshold closer to that given in the above references. Actually, their form is

$$\beta_* := \inf_{\beta \geq 0} \left\{ \theta_\sigma(\beta) \notin \text{supp}(\nu), H'_\nu(\theta_\sigma(\beta)) > 0 \right\},$$

which is also equivalent to the above since, by our assumption that σ is Lipschitz-continuous and bounded, we know that $\text{supp}(\nu)$ consists of a single closed interval of real numbers.⁷

Similarly, for $\beta > \beta^*$, we state in Theorem 1.8 that

$$\lambda_1(\tilde{\mathbf{L}}^{(n)}) \xrightarrow{\text{(a.s.)}} \theta_\sigma(\beta) + \mathbb{E}_{g \sim \mathcal{N}(0,1)} \left[\frac{1}{\theta_\sigma(\beta) - \sigma(g)} \right]$$

which may be rewritten

$$= H_\nu(\theta_\sigma(\beta)),$$

giving the form stated in the other references.

Proof of Theorem 1.8. Let us define a function $f_\sigma : \mathbb{R}_{\geq 0} \rightarrow \mathbb{R}$ by

$$f_\sigma(\beta) = \begin{cases} H_{\nu_{\sigma,\beta}}(\theta_\sigma(\beta)) & \text{if } \beta > \beta^* \\ \text{edge}^+(\mu_{\text{sc}} \boxplus \sigma(\mathcal{N}(0,1))) & \text{otherwise.} \end{cases}$$

We then want to show that $\lambda_1(\tilde{\mathbf{L}}^{(n)}) \rightarrow f_\sigma(\beta)$ almost surely.

Let \mathcal{X} be the set of sequences $(\tilde{\mathbf{X}}^{(n)})_{n \geq 1} \in \mathbb{R}_{\text{sym}}^{1 \times 1} \times \mathbb{R}_{\text{sym}}^{2 \times 2} \times \cdots$ that satisfy the conclusions of Lemma 1.13. The Lemma states that

$$\mathbb{P} \left((\tilde{\mathbf{X}}^{(n)})_{n \geq 1} \in \mathcal{X} \right) = 1.$$

⁷Note that the matter of outlier eigenvalues is more complicated when considering deformations of matrices whose limiting esd's support has several connected components, since outliers can appear between these components (thus rather being “inliers” between parts of the undeformed limiting spectrum).

Conditioning the probability we are interested in on the value of $\widetilde{\mathbf{X}}^{(n)}$ for all n and using the above independence property,

$$\begin{aligned} & \mathbb{P} \left(\lambda_1(\widetilde{\mathbf{L}}^{(n)}) \rightarrow f_\sigma(\beta) \right) \\ &= \mathbb{P} \left(\lambda_1(\widetilde{\mathbf{W}}^{(n)} + \widetilde{\mathbf{X}}^{(n)} + \boldsymbol{\Delta}^{(n)}) \rightarrow f_\sigma(\beta) \right) \\ &= \mathbb{E}_{(\widetilde{\mathbf{X}}^{(n)})_{n \geq 1}} \left[\mathbb{P}_{(\widetilde{\mathbf{W}}^{(n)})_{n \geq 1}} \left(\lambda_1(\widetilde{\mathbf{W}}^{(n)} + \widetilde{\mathbf{X}}^{(n)} + \boldsymbol{\Delta}^{(n)}) \rightarrow f_\sigma(\beta) \right) \right] \end{aligned}$$

and using that $\boldsymbol{\Delta}^{(n)}$ is a function of $\widetilde{\mathbf{W}}^{(n)}$ and $\|\boldsymbol{\Delta}^{(n)}\| \rightarrow 0$ almost surely, we may rewrite

$$= \mathbb{E}_{(\widetilde{\mathbf{X}}^{(n)})_{n \geq 1}} \left[\mathbb{P}_{(\widetilde{\mathbf{W}}^{(n)})_{n \geq 1}} \left(\lambda_1(\widetilde{\mathbf{W}}^{(n)} + \widetilde{\mathbf{X}}^{(n)} + \boldsymbol{\Delta}^{(n)}) \rightarrow f_\sigma(\beta), \|\boldsymbol{\Delta}^{(n)}\| \rightarrow 0 \right) \right]$$

and now, by Weyl's inequality (Proposition 2.19), the convergence of the largest eigenvalue is not affected by $\boldsymbol{\Delta}^{(n)}$, so

$$\begin{aligned} &= \mathbb{E}_{(\widetilde{\mathbf{X}}^{(n)})_{n \geq 1}} \left[\mathbb{P}_{(\widetilde{\mathbf{W}}^{(n)})_{n \geq 1}} \left(\lambda_1(\widetilde{\mathbf{W}}^{(n)} + \widetilde{\mathbf{X}}^{(n)}) \rightarrow f_\sigma(\beta), \|\boldsymbol{\Delta}^{(n)}\| \rightarrow 0 \right) \right] \\ &= \mathbb{E}_{(\widetilde{\mathbf{X}}^{(n)})_{n \geq 1}} \left[\mathbb{P}_{(\widetilde{\mathbf{W}}^{(n)})_{n \geq 1}} \left(\lambda_1(\widetilde{\mathbf{W}}^{(n)} + \widetilde{\mathbf{X}}^{(n)}) \rightarrow f_\sigma(\beta) \right) \right] \end{aligned}$$

and similarly, since $(\widetilde{\mathbf{X}}^{(n)})_{n \geq 1} \in \mathcal{X}$ almost surely, we may introduce the indicator of this event in the expectation

$$= \mathbb{E}_{(\widetilde{\mathbf{X}}^{(n)})_{n \geq 1}} \left[\mathbb{P}_{(\widetilde{\mathbf{W}}^{(n)})_{n \geq 1}} \left(\lambda_1(\widetilde{\mathbf{W}}^{(n)} + \widetilde{\mathbf{X}}^{(n)}) \rightarrow f_\sigma(\beta) \right) \mathbb{1}\{(\widetilde{\mathbf{X}}^{(n)})_{n \geq 1} \in \mathcal{X}\} \right]$$

Finally, the condition $(\widetilde{\mathbf{X}}^{(n)})_{n \geq 1} \in \mathcal{X}$ precisely verifies the conditions of Theorem 1.1 of [BG24], whose conclusion is that the inner probability equals 1, whereby

$$\begin{aligned} &= \mathbb{E}_{(\widetilde{\mathbf{X}}^{(n)})_{n \geq 1}} \left[\mathbb{1}\{(\widetilde{\mathbf{X}}^{(n)})_{n \geq 1} \in \mathcal{X}\} \right] \\ &= \mathbb{P} \left((\widetilde{\mathbf{X}}^{(n)})_{n \geq 1} \in \mathcal{X} \right) \\ &= 1, \end{aligned}$$

completing the proof. \square

As an aside, Theorem 1.1 presented in [BG24] is attributed there to [CDMFF11] by the authors, though the latter work only considers complex-valued Wigner matrices where the real and complex parts of the entries are i.i.d., while [BG24] and our application concern real-valued Wigner matrices. In any case, the real-valued version follows from the much more detailed large deviations principle proved by [BG24] (their Theorem 1.2).

3.5 Challenges in eigenvector analysis

The reader will have noticed that our Theorem 1.8 differs from the classical Theorem 1.6 in only discussing the presence or value of an outlier eigenvalue, not the correlation between the associated eigenvector to the signal \mathbf{x} . We comment here on the technical challenges in such an analysis.

First, we note that results analyzing this correlation for full-rank additive deformations of Wigner noise matrices do exist in the literature; see [Cap13] and discussion in the survey [CDM16]. Paralleling our remark above, these results only consider complex-valued Wigner matrices, and it appears non-trivial to extend the same to real-valued matrices as in our case. More importantly, such results would imply in our situation that, when $\beta > \beta_*$, $\mathbf{v}_1(\mathbf{L})$ is correlated with $\mathbf{v}_1(\mathbf{X})$ (setting aside the complicated but likely insubstantial matter of how this question interacts with compression). However, \mathbf{x} is not exactly the top eigenvector $\mathbf{v}_1(\mathbf{X})$; thus, further analysis would be required to further deduce that $\mathbf{v}_1(\mathbf{L})$ is correlated with \mathbf{x} . Of course, it is possible to show that if $|\langle \mathbf{v}_1(\mathbf{L}), \mathbf{v}_1(\mathbf{X}) \rangle|$ and $|\langle \mathbf{v}_1(\mathbf{X}), \mathbf{x} \rangle|$ are both large then $|\langle \mathbf{v}_1(\mathbf{L}), \mathbf{x} \rangle|$ is somewhat large by the triangle inequality applied as $\|\mathbf{v}_1(\mathbf{L}) - \mathbf{x}\| \leq \|\mathbf{v}_1(\mathbf{X}) - \mathbf{x}\| + \|\mathbf{v}_1(\mathbf{X}) - \mathbf{v}_1(\mathbf{L})\|$. Unfortunately, numerical experiments indicate that this kind of simple argument would not give a sharp description of the quantity $|\langle \mathbf{v}_1(\mathbf{L}), \mathbf{x} \rangle|$ that we are interested in.

3.6 Limitation of degree methods: Proof of Theorem 1.10

We follow the approach developed in [MRZ15, BMV⁺18, PWB18, PWB20] for proving statistical indistinguishability.

Lemma 3.9 (Second moment method for contiguity, Lemma 1.13 of [KWB19]). *Consider two probability distributions $\mathbb{P} = (\mathbb{P}_n), \mathbb{Q} = (\mathbb{Q}_n)$ over a common sequence of measurable spaces S_n . Write $L_n(t)$ for the likelihood ratio $\frac{d\mathbb{P}_n}{d\mathbb{Q}_n}(t)$. If $\limsup_{n \rightarrow \infty} \mathbb{E}_{t \sim \mathbb{Q}_n} [L_n(t)^2] < \infty$, then \mathbb{P} is contiguous to \mathbb{Q} , meaning that whenever $\mathbb{Q}_n(A_n) \rightarrow 0$ for a sequence of events (A_n) , then $\mathbb{P}_n(A_n) \rightarrow 0$ as well.*

Theorem 3.10. *Define the sequence of probability distributions $\mathbb{Q}_{n,\beta} := \text{Law}(\mathbf{Y}\mathbf{1}/\sqrt{n})$, where $\mathbf{Y} \sim \mathbb{P}_{n,\beta}$ is drawn from the Sparse Biased PCA model defined in Definition 1.1, with the additional assumption that $p = p(n) = O(n^{-1/2})$ and that η has bounded support. Then, for any $\beta > 0$, the sequence of distributions $\mathbb{Q}_{n,\beta}$ is contiguous to the sequence $\mathbb{Q}_{n,0}$. In particular, no function of $\mathbf{Y}\mathbf{1}$ can achieve strong detection in such a model.*

Remark 3.11. *Since the Gaussian Planted Submatrix model of Example 1.2 satisfies the additional assumptions above, this proposition establishes a result that is more general than Theorem 1.10 from the Introduction.*

Proof. Let ρ denote the distribution of \mathbf{y} from Definition 1.1. Recall that $\frac{\mathbf{Y}\mathbf{1}}{\sqrt{n}} = \widehat{\mathbf{W}}\mathbf{1} + \beta \frac{\sum_i y_i}{\|\mathbf{y}\|^2} \mathbf{y}$, so

$$\mathbb{Q}_{n,\beta} = \text{Law} \left(\mathbf{t} + \beta \frac{\sum_i y_i}{\|\mathbf{y}\|^2} \mathbf{y} \right), \quad \mathbf{t} \sim \mathcal{N} \left(\mathbf{0}, \mathbf{I} + \frac{\mathbf{1}\mathbf{1}^\top}{n} \right), \quad \mathbf{y} \sim \rho.$$

Let $0 < \delta < 1/2$, and define another sequence of distributions

$$\tilde{\mathbb{Q}}_{n,\beta} = \text{Law} \left(\mathbf{t} + \beta \mathbb{1}\{\mathcal{E}_2\} \frac{\sum_i y_i}{\|\mathbf{y}\|^2} \mathbf{y} \right),$$

where the sequence of events

$$\begin{aligned} \mathcal{E}_2 = \mathcal{E}_2(n, p, \delta) := & \left\{ \|\mathbf{y}\|_\infty < (np)^\delta \right\} \cap \left\{ \left| \frac{\sum_i y_i}{\|\mathbf{y}\|^2} - \frac{m_1}{m_2} \right| < (np)^{-1/2+\delta} \right\} \\ & \cap \left\{ \left| \|\mathbf{y}\|^{-2} - (npm_2)^{-1} \right| \leq (np)^{-3/2+\delta} \right\} \cap \left\{ \|\mathbf{y}\|^2 \leq (np)^{1+\delta} \right\}. \end{aligned}$$

By Proposition 2.9, Corollary 2.10, and Lemma 2.11, under either sparsity model,

$$\mathbb{P}(\mathcal{E}_2(n, p, \delta)^c) = \exp\left(-\Omega\left((np)^\delta\right)\right) = o(1).$$

Therefore,

$$\delta_{\text{TV}}(\mathbb{Q}_{n,\beta}, \tilde{\mathbb{Q}}_{n,\beta}) \leq \mathbb{P}(\mathcal{E}_2(n, p, \delta)^c) = o(1).$$

Let $\tilde{L}_n(\mathbf{t})$ denote the likelihood ratio $\frac{d\tilde{\mathbb{Q}}_{n,\beta}}{d\mathbb{Q}_{n,0}}(\mathbf{t})$. It suffices to show

$$\limsup_{n \rightarrow \infty} \mathbb{E}_{\mathbf{t} \sim \mathbb{Q}_{n,0}} \left[\tilde{L}_n(\mathbf{t})^2 \right] < \infty. \quad (8)$$

Indeed, if (8) holds, then by Lemma 3.9, whenever $\mathbb{Q}_{n,0}(A_n) \rightarrow 0$ for a sequence of events (A_n) , it follows that $\tilde{\mathbb{Q}}_{n,\beta}(A_n) \rightarrow 0$. Hence,

$$\mathbb{Q}_{n,\beta}(A_n) \leq \tilde{\mathbb{Q}}_{n,\beta}(A_n) + \delta_{\text{TV}}(\mathbb{Q}_{n,\beta}, \tilde{\mathbb{Q}}_{n,\beta}) \rightarrow 0,$$

establishing contiguity of $\mathbb{Q}_{n,\beta}$ to $\mathbb{Q}_{n,0}$, and thus statistical indistinguishability by [KWB19, Proposition 1.12].

To prove (8), write $\Sigma := \left(\mathbf{I} + \frac{\mathbf{1}\mathbf{1}^\top}{n}\right)^{-1} = \mathbf{I} - \frac{\mathbf{1}\mathbf{1}^\top}{2n}$. Let $\langle \cdot, \cdot \rangle_\Sigma$ denote the inner product defined by $\langle \mathbf{x}, \mathbf{y} \rangle_\Sigma = \mathbf{x}^\top \Sigma \mathbf{y}$, and $\|\cdot\|_\Sigma$ the corresponding norm. Define $\tilde{\mathbf{y}} := \mathbb{1}\{\mathcal{E}_2(n, p, \delta)\} \frac{\sum_i y_i}{\|\mathbf{y}\|^2} \mathbf{y}$. Then,

$$\begin{aligned} \tilde{L}_n(\mathbf{t}) &= \frac{\mathbb{E}_{\tilde{\mathbf{y}}} \left[\exp\left(-\frac{1}{2} \|\mathbf{t} - \beta \tilde{\mathbf{y}}\|_\Sigma^2\right) \right]}{\exp\left(-\frac{1}{2} \|\mathbf{t}\|_\Sigma^2\right)} \\ &= \mathbb{E}_{\tilde{\mathbf{y}}} \left[\exp\left(-\frac{\beta^2}{2} \|\tilde{\mathbf{y}}\|_\Sigma^2 + \beta \langle \mathbf{t}, \tilde{\mathbf{y}} \rangle_\Sigma\right) \right]. \end{aligned}$$

Therefore,

$$\mathbb{E}_{\mathbf{t} \sim \mathcal{N}(0, \Sigma^{-1})} \left[\tilde{L}_n(\mathbf{t})^2 \right] = \mathbb{E}_{\tilde{\mathbf{y}}, \tilde{\mathbf{y}}'} \left[\exp\left(-\frac{\beta^2}{2} (\|\tilde{\mathbf{y}}\|_\Sigma^2 + \|\tilde{\mathbf{y}}'\|_\Sigma^2)\right) \mathbb{E}_{\mathbf{t}} \left[\exp(\beta \langle \mathbf{t}, \tilde{\mathbf{y}} + \tilde{\mathbf{y}}' \rangle_\Sigma) \right] \right]$$

where $\tilde{\mathbf{y}}, \tilde{\mathbf{y}}'$ are two independent replica of the same distribution

$$\begin{aligned} &= \mathbb{E}_{\tilde{\mathbf{y}}, \tilde{\mathbf{y}}'} \left[\exp\left(-\frac{\beta^2}{2} (\|\tilde{\mathbf{y}}\|_\Sigma^2 + \|\tilde{\mathbf{y}}'\|_\Sigma^2 - \|\tilde{\mathbf{y}} + \tilde{\mathbf{y}}'\|_\Sigma^2)\right) \right] \\ &= \mathbb{E}_{\tilde{\mathbf{y}}, \tilde{\mathbf{y}}'} \left[\exp(\beta^2 \langle \tilde{\mathbf{y}}, \tilde{\mathbf{y}}' \rangle_\Sigma) \right] \\ &= \mathbb{E}_{\mathbf{y}, \mathbf{y}'} \left[\exp\left(\beta^2 \mathbb{1}\{\mathcal{E}_2 \cap \mathcal{E}_2'\} \frac{\sum_i y_i}{\|\mathbf{y}\|^2} \frac{\sum_i y'_i}{\|\mathbf{y}'\|^2} \left(\mathbf{y}^\top \mathbf{y}' - \frac{(\sum_i y_i)(\sum_i y'_i)}{2n}\right)\right) \right] \end{aligned}$$

where \mathbf{y}, \mathbf{y}' are two independent copies of \mathbf{y} (sometimes called “replicas” in this context), $\mathcal{E}_2, \mathcal{E}_2'$ are the two sequences of events corresponding to \mathbf{y}, \mathbf{y}' respectively. For n sufficiently large such that $(np)^{-1/2+\delta} < \frac{m_1}{m_2}$, this

$$\begin{aligned} &\leq \mathbb{E}_{\mathbf{y}, \mathbf{y}'} \left[\exp\left(\beta^2 \left(\frac{m_1}{m_2} + (np)^{-1/2+\delta}\right)^2 \mathbf{y}^\top \mathbf{y}'\right) \right] \\ &= \left(1 + \frac{p^2 n}{n} \left(\mathbb{E}_{z_1, z_1' \sim \eta} \left[\exp\left(\beta^2 \left(\frac{m_1}{m_2} + (np)^{-1/2+\delta}\right)^2 z_1 z_1'\right) \right] - 1\right)\right)^n \end{aligned}$$

Suppose $0 \leq z \leq M$ almost surely if $z \sim \eta$. Then for n sufficiently large such that $p^2 n \leq C$ for some constant $C > 0$,

$$\begin{aligned} &\leq \left(1 + \frac{C}{n} \left(\exp \left(4\beta^2 \left(\frac{m_1}{m_2} \right)^2 M^2 \right) - 1 \right) \right)^n \\ &\rightarrow \exp \left(C \exp \left(4\beta^2 \left(\frac{m_1}{m_2} \right)^2 M^2 \right) - 1 \right) \end{aligned}$$

which completes the proof for (8). \square

4 Specific models

4.1 Gaussian Planted Submatrix model

We give some additional discussion of the special case discussed in Example 1.2. As a reminder, this special case is obtained by taking $\eta = \delta_1$ and sparsity level $p(n) = \beta/\sqrt{n}$ under the Random Subset sparsity model.

4.1.1 Specialization of main results

In this special case, our main general results take the following form, obtained by substituting $\eta = \delta_1, m_1 = m_2 = 1$ into Theorem 1.8.

First, for the eigenvalues of the signal part $\mathbf{X}^{(n)}$, we have that almost surely

$$\text{esd}(\mathbf{X}^{(n)}) \xrightarrow{(w)} \sigma(\mathcal{N}(0, 1)).$$

For the largest eigenvalue, we have almost surely $\lambda_1(\mathbf{X}^{(n)}) \rightarrow \theta$ where θ solves the equation

$$\mathbb{E}_{g \sim \mathcal{N}(0,1)} \left[\frac{1}{\theta - \sigma(\beta + g)} \right] = \frac{1}{\beta} \quad (9)$$

if such $\theta > \text{edge}^+(\sigma)$ exists, and $\theta = \text{edge}^+(\sigma)$ otherwise. Finally, we find that the associated σ -Laplacian has an outlier eigenvalue if and only if $\beta > \beta_* = \beta_*(\sigma)$, where this β_* solves

$$\mathbb{E}_{g \sim \mathcal{N}(0,1)} \left[\frac{1}{(\theta_\sigma(\beta_*) - \sigma(g))^2} \right] = 1. \quad (10)$$

4.1.2 Discussion of numerically optimized nonlinearities

We now describe how we derive the numerical result of Theorem 1.9 from this theoretical characterization. This amounts to finding a sufficiently “good” σ , i.e., one that has a small value of $\beta_*(\sigma)$. We take it for granted here that $\beta_*(\sigma)$ can be estimated numerically; further details about this are given in Appendix A. We focus instead on the search methods that we use to look for a good σ .

As we have briefly described in Section 1.6, we consider three different approaches to this problem.

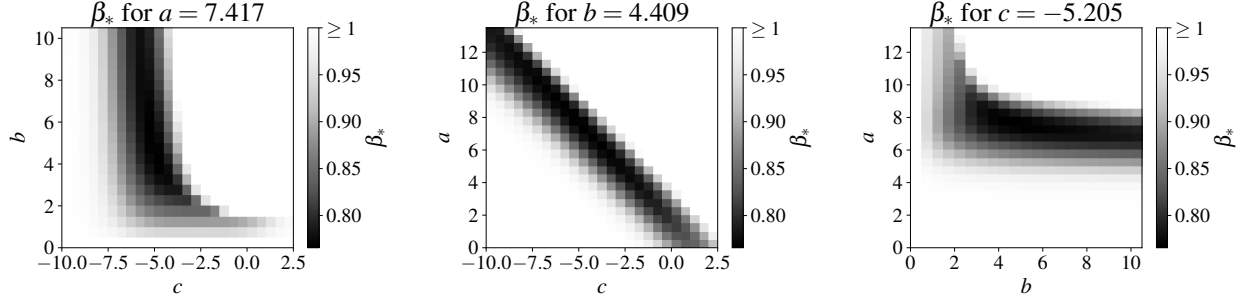


Figure 4: $\beta_*(\sigma)$ for the family of “Z”-shaped piecewise linear σ given in (11), with each parameter fixed at its optimal value and the other two varying.

Explore simple class of σ We first consider a parametric family of piecewise linear functions characterized by a “Z” shape:

$$\sigma(x; a, b, c) := \begin{cases} 0 & \text{if } x < c, \\ b \cdot \frac{x-c}{a} & \text{if } c \leq x \leq a + c, \\ b & \text{if } x > a + c. \end{cases} \quad (11)$$

Given that a vertical shift of σ results in an essentially equivalent algorithm (since it merely shifts the σ -Laplacian by a multiple of the identity), we fix the minimum value of σ to 0. We start with optimizing the objective function $\beta^*(\sigma)$ with respect to the parameters (a, b, c) using the Nelder-Mead black-box optimization method. The optimized result is presented in Figure 3(b). Subsequently, we investigate the individual effects of varying each parameter (a, b, c) on $\beta^*(\sigma)$. In Figure 4, we illustrate the result of fixing any one parameter at its optimal value and plotting, as a heatmap, the value of β^* with respect to the other two parameters.

The resulting heatmaps demonstrate that β^* is relatively robust with respect to all parameters. As the middle plot shows, perhaps the most clearly important quantity is $a + c$, the right endpoint of the sloped part of the “Z”. On the other hand, the first and third plots show that the value of b , the height of the “Z”, is relatively unimportant provided a and c are chosen well.⁸

Next, we examine another simple but smoother parametric family of functions,

$$\sigma(x; a, b) := a \tanh(bx).$$

Similar to the previous case, we optimize $\beta^*(\sigma)$ with respect to the parameters (a, b) using the Nelder-Mead method. The resulting optimized parameters and the corresponding objective function value are presented in Figure 3(c). We note that optimizing within this family yields a slightly improved β^* compared to the “Z”-shaped choice of σ . For this σ , we plot the phase transitions of the top eigenvalue and eigenvectors on random samples from the planted submatrix model in Figure 2. The results show that our theoretical predictions for the critical signal strength β^* and the outlier eigenvalue are accurate, and that the eigenvector overlap exhibits a phase transition at the same β^* .

Nelder-Mead optimization over step functions Next, we explore parameterizing σ using more complex function classes and optimizing using black-box optimization. We first consider running

⁸We do not illustrate it for the sake of the legibility of the plot, but the performance of the algorithm is not entirely indifferent to b : for very large values, $\beta_*(\sigma)$ does increase, with the optimal β^* occurring around 4.4.

Nelder-Mead optimization over $2n$ parameters controlling a step function. Let $\mathbf{a} = [a_1, \dots, a_n]$ and $\mathbf{b} = [b_1, \dots, b_n]$, where we impose the constraint that all parameters, except a_1 , are non-negative. We define discontinuity points $x_k = \sum_{j=1}^k a_j$ for $1 \leq k \leq n$. The step function $\sigma(x; \mathbf{a}, \mathbf{b})$ is then defined as:

$$\sigma(x; \mathbf{a}, \mathbf{b}) := \begin{cases} 0 & \text{if } x < x_1 \\ \sum_{j=1}^k b_j & \text{if } x_k \leq x < x_{k+1}, \quad 1 \leq k \leq n-1 \\ \sum_{j=1}^n b_j & \text{if } x \geq x_n \end{cases}$$

The primary motivation for considering step functions is that numerical integration simplifies to summation in this case, which significantly accelerates computation. For example, in computing $\theta_\sigma(\beta)$, if σ is as above, we may rewrite

$$\mathbb{E}_{g \sim \mathcal{N}(0,1)} \left[\frac{1}{\theta - \sigma(\beta + g)} \right] = \sum_{k=0}^n \mathbb{P}_{g \sim \mathcal{N}(0,1)} [g \in (x_k, x_{k+1})] \cdot \frac{1}{\theta - \sigma(\beta + \sum_{j=1}^k b_j)}$$

where we set $x_0 = -\infty$ and $x_{n+1} = +\infty$. The probabilities on the right-hand side can be computed in terms of the Gaussian error function, for which highly optimized implementations are provided in many numerical computing libraries, making one calculation of this integral far faster than numerically integrating the left-hand side. Recall also that to compute $\theta_\sigma(\beta)$ we must perform a root-finding calculation on this function of θ , requiring many evaluations; further, to compute $\beta_*(\sigma)$ we must perform *that* root-finding operation many times as the “inner loop” of another root-finding calculation, making the total number of the above kind of integral to compute quite large. The computational efficiency of σ a step function makes the application of the Nelder-Mead method feasible for optimizing over a large number of parameters. The optimized result for this step function parameterization with $n = 16$ is presented in the Figure 3(e).

Multi-Layer Perceptron learned from data We also consider parameterizing σ using a Multi-Layer Perceptron (MLP) with L layers and h hidden channels. Specifically, the output $\sigma(x) = \mathbf{z}^{(L)}$ (viewed as a 1×1 matrix) is defined by the following recursive relations:

$$\begin{aligned} \mathbf{z}^{(0)} &= x \\ \mathbf{z}^{(\ell)} &= \rho \left(\mathbf{W}^{(\ell)} \mathbf{z}^{(\ell-1)} + \mathbf{b}^{(\ell)} \right) \quad \text{for } \ell = 1, \dots, L \end{aligned}$$

where $\mathbf{W}^{(1)} \in \mathbb{R}^{h \times 1}$, $\mathbf{b}^{(1)} \in \mathbb{R}^h$, $\mathbf{W}^{(\ell)} \in \mathbb{R}^{h \times h}$, $\mathbf{b}^{(\ell)} \in \mathbb{R}^h$ for $\ell = 2, \dots, L-1$, and $\mathbf{W}^{(L)} \in \mathbb{R}^{1 \times h}$, $\mathbf{b}^{(L)} \in \mathbb{R}$ are learnable weight matrices and bias vectors, respectively. The function ρ denotes a fixed, element-wise nonlinearity, for which we use either the tanh or ReLU activation function. In our experiment, we use $L = 8$, $h = 20$, and the tanh activation function.

To find the optimized σ , we generate a dataset of i.i.d. pairs (\mathbf{Y}_i, y_i) according to the following procedure: We fix parameters n_0 and β_0 . For each data point i , we first draw a binary label $y_i \stackrel{\text{i.i.d.}}{\sim} \text{Bernoulli}(1/2)$, where $y_i = 1$ indicates the presence of a planted signal and $y_i = 0$ indicates its absence. Subsequently, we generate the observed symmetric matrix $\mathbf{Y}_i \in \mathbb{R}_{\text{sym}}^{n \times n}$ from the Planted Submatrix model, $\mathbf{Y}_i \sim \mathbb{P}_{n_0, \beta}$ in our previous notation. If $y_i = 1$, the matrix is generated with a planted signal strength of $\beta = \beta_0$; if $y_i = 0$, the matrix is generated with $\beta = 0$. In our experiments, we use $n_0 = 100$, $\beta_0 = 1.3$.

Our neural network model processes the input \mathbf{Y}_i by first passing each element through the MLP parameterized by σ . Then, it computes the σ -Laplacian matrix, $\mathbf{L}_\sigma(\mathbf{Y}_i) = \mathbf{Y}_i + \text{diag}(\sigma(\mathbf{Y}_i \mathbf{1}))$. We then utilize the built-in eigenvalue computation functionality in `PyTorch`, which supports gradient

flow, to obtain the top eigenvalue of the σ -Laplacian. Finally, this top eigenvalue is passed through a learnable linear map $f(x) = \alpha x + \gamma$ to produce a scalar output. Thus in summary we compute

$$\alpha \lambda_1(\mathbf{Y}_i + \text{diag}(\sigma(\mathbf{Y}_i \mathbf{1}))) + \gamma \in \mathbb{R}.$$

We train this to solve the task of classifying \mathbf{Y}_i according to the (binary) value of y_i by minimizing the standard binary cross-entropy loss function using stochastic gradient descent.

The key distinction between this approach and the previous ones lies in the fact that **we do not directly optimize the theoretical $\beta^*(\sigma)$ derived earlier**. Instead, our optimization focuses on the classification performance on datasets with a fixed, small matrix size n . We then validate the asymptotic performance of the learned σ by computing the corresponding theoretical β^* using our numerical procedure outlined above.

We train the above neural network with 10 different random initializations, post-process the σ learned it to make it monotone, and compute the corresponding β_* . We report the σ achieving the smallest β_* in Figure 3(d). Encouragingly, despite being trained only on finite n , the learned σ performs comparably to the other methods. We take this as an indication that σ can effectively be learned from relatively small datasets without depending on the theoretical analysis of $\beta_*(\sigma)$, making nonlinear Laplacians a promising method for more realistic applications beyond these models of synthetic data.

4.2 Planted Clique model

The Planted Clique problem is similar in spirit to the Gaussian Planted Submatrix problem, but is defined over random graphs rather than matrices. We view graphs on vertex set $[n]$ as being encoded in matrix form by a graph G giving rise to the so-called Seidel adjacency matrix $\mathbf{Y} \in \mathbb{R}_{\text{sym}}^{n \times n}$,

$$Y_{ij} = \begin{cases} +1 & \text{if nodes } i, j \text{ are connected,} \\ -1 & \text{if nodes } i, j \text{ are not connected,} \\ 0 & \text{if } i = j. \end{cases}$$

Thus, when we describe a random graph below, we may equivalently view it as a random such matrix.

Definition 4.1 (Planted Clique). *Let $n \geq 1$ and $\beta \geq 0$. We observe a random simple graph $G = (V = [n], E)$ constructed as follows: first, draw G from the Erdős-Rényi random graph distribution, i.e., each pair of distinct $u, v \in V$, take $(u, v) \in E$ independently with probability $1/2$. Then, choose a subset $S \subseteq [n]$ of size $|S| = \beta\sqrt{n}$ uniformly at random, and add an edge to G between each $u, v \in S$ distinct if that edge is not in G already. Thus in the resulting G , the vertices of S form a clique or complete subgraph.*

Taking $\mathbf{x} = \hat{\mathbf{1}}_S$ as for Planted Submatrix, a simple calculation shows that we still have

$$\mathbb{E}[\mathbf{Y} \mid \mathbf{x}] \approx \mathbf{1}_S \mathbf{1}_S^\top = \beta\sqrt{n} \cdot \mathbf{x} \mathbf{x}^\top.$$

While the entries of $\mathbf{Y} - \mathbb{E}[\mathbf{Y} \mid \mathbf{x}]$ are not exactly i.i.d. anymore, it turns out that this matrix is sufficiently “Wigner-like” that many of the phenomena discussed for direct spectral algorithms in Section 1.3 still hold for the Planted Clique model.

In particular, it is well-known as folklore that a version of Theorem 1.6 on the BBP transition holds in this case. The idea of showing this is to note that the matrix $\mathbf{W} := \mathbf{Y} - \mathbb{E}[\mathbf{Y} \mid \mathbf{x}]$ is a Wigner matrix with i.i.d. Rademacher entries drawn uniformly from $\{\pm 1\}$ (above the diagonal),

except that the entries indexed by S are identically zero. We may write this as $\mathbf{W} = \mathbf{W}^{(0)} - \mathbf{W}_{S,S}^{(0)}$ for $\mathbf{W}^{(0)}$ truly a Wigner matrix. But, we have with high probability $\mathbf{W}^{(0)} = \Theta(n^{1/2})$, while $\|\mathbf{W}_{S,S}^{(0)}\| = \Theta(n^{1/4})$, since the latter is just a Wigner matrix of dimension $\beta\sqrt{n}$ padded by zeroes (see Proposition 2.18). Thus this modification is of relatively negligible spectral norm, and routine perturbation inequalities (in particular Weyl’s inequality, our Proposition 2.19, for the eigenvalues) thus show that the result of Theorem 1.6 holds for \mathbf{Y} drawn from the Planted Clique model.

As an aside, the Planted Clique problem does have some non-trivial distinctions from the Gaussian Planted Submatrix problem. For example, because of the special discrete structure of the Planted Clique problem, for β sufficiently large it is also possible to introduce a post-processing step that improves weak recovery to exact recovery (i.e., recovering the exact value of the set S), as detailed in [AKS98].

Unfortunately, in this non-Gaussian setting the device of compression used to make the signal and noise parts of \mathbf{Y} exactly independent (Section 3.3) does not apply to the Planted Clique model, and we have not been able to find a substitute for that part of our argument. On the other hand, we do still expect $(\hat{\mathbf{Y}} - \mathbf{1}_S \mathbf{1}_S^\top) \mathbf{1}$ to be approximately a Gaussian random vector in the Planted Clique model by the central limit theorem, since each entry is approximately a normalized sum of i.i.d. random variables drawn uniformly at random from $\{\pm 1\}$. Thus, while we are confident that the analogy between Planted Clique and Gaussian Planted Submatrix holds sufficiently precisely for Conjecture 1.12 to hold (as also supported by numerical experiments analogous to those we present for the Gaussian Planted Submatrix model), we have not been able to prove this and leave the Conjecture for future work.

4.3 Heuristic discussion of dense signals

Our choice of a model of Biased PCA in Definition 1.1 prescribes that the signal vector \mathbf{x} must be sparse; in particular, we forbid the situation where $\|\mathbf{x}\|_0 = \Theta(n)$. This regime is different from that treated by, for instance, the previous work [MR15], which instead allows only such signals of constant sparsity, though many of their results concern the limit of this sparsity decreasing to zero (and thus in a sense approaching our regime of $\|\mathbf{x}\|_0 = o(n)$).

In fact, it remains unclear to us to what extent our results should transfer to the case of denser signals. Recall that our intuition is that the matrix $\mathbf{D} = \text{diag}(\sigma(\hat{\mathbf{Y}} \mathbf{1}))$ may be treated as approximately independent of $\hat{\mathbf{Y}}$ for the purposes of studying the spectrum of their sum. This is in some sense encoded in our use of the compression operation (Section 3.3)—when we project away the $\mathbf{1}$ direction from $\hat{\mathbf{Y}}$, we intuitively believe that the important structure of $\hat{\mathbf{Y}}$ remains unchanged.

At a technical level, this is simply false once \mathbf{x} is a dense ($\Theta(n)$ non-zero entries) non-negative vector: \mathbf{x} then has positive correlation with $\mathbf{1}$, so applying compression will reduce the signal strength in $\hat{\mathbf{Y}}$. Thus we should not expect a spectral algorithm using the compressed σ -Laplacian to be as powerful as one using the uncompressed σ -Laplacian in this dense regime. Between these two algorithms, it seems that using the uncompressed σ -Laplacian will be superior, but we have not found a way to carry out analogous analysis without using compression.

Let us sketch how our results would look for an example of such a model, supposing that our technique based on the analysis of [CDMFF11] applied. Consider the case where $\eta = |\mathcal{N}(0, 1)|$, the law of the absolute value of a standard Gaussian random variable, and $p(n) = 1$, so that the signal is not sparsified at all. Thus we have that $y_i \stackrel{\text{i.i.d.}}{\sim} \eta$ and $\mathbf{x} = \mathbf{y}/\|\mathbf{y}\|$. We expect to have

$$\hat{\mathbf{Y}} \mathbf{1} = \beta \langle \mathbf{x}, \mathbf{1} \rangle \mathbf{x} + \hat{\mathbf{W}} \mathbf{1}.$$

As in the sparse case, the second term has independent entries approximately distributed as $\mathcal{N}(0, 1)$

and in the first term $\langle \mathbf{x}, \mathbf{1} \rangle \approx \sqrt{2/\pi} \cdot \sqrt{n}$.

Already here the first difference with the sparse case appears: in that case the first term above does not affect the weak limit of $\text{ed}(\hat{\mathbf{Y}}\mathbf{1})$ and thus of $\text{esd}(\mathbf{X}^{(n)})$, since only $o(n)$ entries of \mathbf{x} are non-zero. Here, however, this term does play a role, and instead of $\text{esd}(\mathbf{X}^{(n)}) \xrightarrow{(w)} \sigma(\mathcal{N}(0, 1))$ as in Lemma 1.13, we should expect the different limit

$$\text{esd}(\mathbf{X}^{(n)}) \xrightarrow{(w)} \nu = \nu_{\beta, \sigma} := \text{Law}(\sigma(\beta\sqrt{2/\pi}|g| + h)) \quad \text{for } g, h \stackrel{\text{i.i.d.}}{\sim} \mathcal{N}(0, 1),$$

which notably depends on β .

Adjusting the rest of Lemma 1.13 accordingly, we expect $\lambda_1(\mathbf{X}^{(n)}) \rightarrow \theta = \theta_\sigma(\beta)$ where this θ solves the equation

$$\mathbb{E}_{g, h \sim \mathcal{N}(0, 1)} \left[\frac{g^2}{\theta - \sigma(\beta\sqrt{2/\pi}|g| + h)} \right] = \frac{1}{\beta}$$

if such $\theta > \text{edge}^+(\sigma)$ exists, and $\theta = \text{edge}^+(\sigma)$ otherwise. Similarly, $\beta_* = \beta_*(\sigma)$ would then solve

$$\mathbb{E}_{g, h \sim \mathcal{N}(0, 1)} \left[\frac{1}{(\theta_\sigma(\beta_*) - \sigma(\beta_*\sqrt{2/\pi}|g| + h))^2} \right] = 1,$$

and when $\beta > \beta_*$, then we would predict

$$\lambda_1(\mathbf{L}^{(n)}) \rightarrow \theta_\sigma(\beta) + \mathbb{E}_{g, h \sim \mathcal{N}(0, 1)} \left[\frac{1}{\theta_\sigma(\beta) - \sigma(\beta\sqrt{2/\pi}|g| + h)} \right] > \text{edge}^+(\mu_{\text{sc}} \boxplus \nu).$$

Remark 4.2. *In fact, since the limiting esd of $\mathbf{L}^{(n)}$ will be $\mu_{\text{sc}} \boxplus \nu_{\beta, \sigma}$ in this case, which depends non-trivially on β (we do not give a proof but this much is not difficult to show using basic free probability tools), it is easy to distinguish the case $\beta = 0$ from that of $\beta > 0$, achieving strong detection, by merely considering, e.g., a suitable moment of the esd, which is an expression of the form $\frac{1}{n} \text{Tr}(\mathbf{Y}^k)$. It is also easy to achieve weak recovery, since the vector $\mathbf{1}/\sqrt{n}$ is macroscopically correlated with any dense non-negative vector \mathbf{x} . So, the questions of thresholds for strong detection and weak recovery we have been concerned with in this work trivialize for models with dense signals. A more interesting question in this setting would be for what signal strength β it becomes possible to estimate \mathbf{x} with a correlation superior to that achieved by $\mathbf{1}/\sqrt{n}$. However, per the discussion in Section 3.5, it seems challenging even in the sparse case to understand what such correlation is achieved by a σ -Laplacian spectral algorithm for recovery.*

4.4 Transferability of nonlinearities

One advantage of nonlinear Laplacian algorithms is that it is sensible to use the same algorithm—the same choice of σ —for different values of the signal entry distribution η . (Indeed, while we have not explored this rigorously here, it also seems like a given σ should be a reasonable choice for either sparse or dense signals, the latter as discussed in Section 4.3.) We give a simple illustration in Figure 5. For the two choices $\eta = \delta_1$ (corresponding to a planted submatrix model) and $\eta = |\mathcal{N}(0, 1)|$. For each, we use black-box optimization to optimize σ within the simple class of functions $\sigma(x) = a \tanh(bx)$, which we call “S-shaped” choices of σ . We find that using either σ for either choice of η is effective, in both cases much more effective than a direct spectral algorithm, and that “fine-tuning” σ to the model gives only a modest further improvement. Further, as is also visible in the plots of these σ , the optimized values of b are quite close (roughly $b \approx 0.584$ for $\eta = \delta_1$ and $b \approx 0.575$ for $\eta = |\mathcal{N}(0, 1)|$), so the resulting nonlinearities are close to but not quite rescalings of one another.

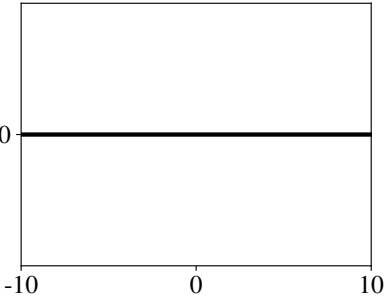
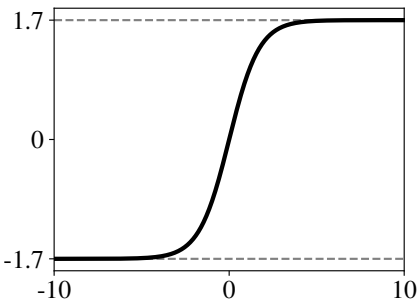
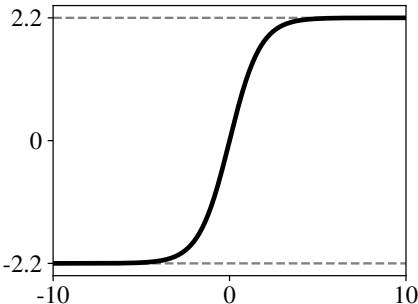
Source of σ	$\sigma(x)$	$\beta_*(\sigma)$ for $\eta = \delta_1$	$\beta_*(\sigma)$ for $\eta = \mathcal{N}(0, 1) $
$\sigma(x) = 0$ (direct)		1	1
Best S-shaped σ for $\eta = \delta_1$		0.755	0.673
Best S-shaped σ for $\eta = \mathcal{N}(0, 1) $		0.767	0.662

Figure 5: We present the optimal “S-shaped” nonlinearities $\sigma(x)$ found for two signal entry distributions η , and give the threshold signal strength $\beta_*(\sigma)$ achieved by each nonlinearity for each entry distribution. At the top we also include the zero nonlinearity, leading to a direct spectral algorithm, for reference.

5 Generalizations and future directions

5.1 Generalized directional prior information

Both in the models we have singled out in Definition 1.1 and in our formulation of nonlinear Laplacian spectral algorithms, the direction of the $\mathbf{1}$ vector has played a distinguished role. This is important to the reasoning behind our algorithms, because in order for adding \mathbf{D} to $\hat{\mathbf{Y}}$ to improve the performance of a spectral algorithm, we must have that $\mathbf{x}^\top \mathbf{D} \mathbf{x}$ is large. For monotone σ the diagonal entries of \mathbf{D} will be positively correlated with the entries of \mathbf{x} , so \mathbf{x} must be biased entrywise to be positive, as we have assumed.

On the other hand, if one is instead given prior information that \mathbf{x} is correlated with some other vector $\mathbf{v} \neq \mathbf{1}$, of course one may just preprocess $\hat{\mathbf{Y}}$ into $\mathbf{Q}^\top \hat{\mathbf{Y}} \mathbf{Q}$ for some orthogonal transformation \mathbf{Q} that maps $\mathbf{1}$ to \mathbf{v} (for instance the reflection that swaps the $\mathbf{1}$ and \mathbf{v} directions) and then apply a nonlinear Laplacian algorithm to this matrix. Similarly, if one is given the information that \mathbf{x} lies in a cone $\mathcal{C} \subset \mathbb{R}^n$, one may try to either find a vector \mathbf{v} that lies near the “center” of that cone so that \mathbf{x} is correlated with \mathbf{v} and then apply the above strategy, or to directly look for \mathbf{Q} as above that maps the positive orthant $\{\mathbf{x} \in \mathbb{R}^n : \mathbf{x} \geq \mathbf{0}\}$ to a cone covering \mathcal{C} . If \mathcal{C} is not convex (say being the union of a small number of convex cones), one may also attempt to find or learn from data several different directions to play the role of $\mathbf{1}$, as we discuss further below. We have not explored these ideas systematically, but they seem to be promising directions for future investigation.

5.2 Generalized architectures and relation to graph neural networks

The original motivation that led us to study σ -Laplacians was a considerably more general question of how to learn effective spectral algorithms. That is, can one learn a function $M : \mathbb{R}_{\text{sym}}^{n \times n} \rightarrow \mathbb{R}_{\text{sym}}^{n \times n}$ such that $\lambda_{\max}(M(\hat{\mathbf{Y}}))$ is a good test statistic for estimation or $\mathbf{v}_1(M(\hat{\mathbf{Y}}))$ is a good estimator for recovery in PCA problems? Two structural criteria seem reasonable for such M :

1. M should be an equivariant matrix-valued function with respect to the two-sided action of symmetric group on symmetric matrices, so that for any permutation matrix \mathbf{P} we have $M(\mathbf{P}\hat{\mathbf{Y}}\mathbf{P}^\top) = \mathbf{P}M(\hat{\mathbf{Y}})\mathbf{P}^\top$.
2. M should allow for “dimension generalization,” so that we may learn M from datasets of small $n_0 \times n_0$ matrices but apply it to $n \times n$ matrices with $n \gg n_0$.

The work of [MBHSL18] provides building blocks for constructing such M as a neural network. Namely, they classify the equivariant *linear* functions $\mathbb{R}_{\text{sym}}^{n \times n} \rightarrow \mathbb{R}_{\text{sym}}^{n \times n}$, which also are given in a basis that is consistent across dimensions, so that a function on one dimensionality of matrices naturally extends to higher dimensions. (See also the work of [LD24] for a general framework for dimension generalization in such settings.) They frame their constructions as giving natural graph neural networks acting on \mathbf{Y} an adjacency matrix, but really the key structure involved is equivariance (which in graphs becomes the particularly natural invariance under relabelling of vertices of a graph). Using this, the following is a natural class of functions for our purposes: given $L_1, \dots, L_k : \mathbb{R}_{\text{sym}}^{n \times n} \rightarrow \mathbb{R}_{\text{sym}}^{n \times n}$ such equivariant linear functions and $\sigma_1, \dots, \sigma_k : \mathbb{R} \rightarrow \mathbb{R}$ nonlinearities that extend to apply entrywise to matrices, we may compute

$$M(\hat{\mathbf{Y}}) := \sigma_k(L_k(\cdots \sigma_1(L_1(\hat{\mathbf{Y}})))).$$

When can such a construction be analyzed by tools of random matrix theory of the kind we have used? Unfortunately, it seems that if we want to have that $\|\hat{\mathbf{Y}}\| = O(1)$ (say having a compactly

supported continuous bulk of outlier eigenvalues with a finite number of eigenvalues of constant order) implies $\|M(\hat{\mathbf{Y}})\| = O(1)$ (with a similar structure), we must restrict this natural general structure considerably. One issue is that some basis elements of equivariant linear matrix functions roughly preserve the rank of a matrix, for instance the functions $\mathbf{Z} \mapsto \mathbf{Z}$ or $\mathbf{Z} \mapsto \text{diag}(\mathbf{Z}\mathbf{1})$. But, other functions map high-rank matrices to low-rank ones, such as $\mathbf{Z} \mapsto \mathbf{1}(\mathbf{Z}\mathbf{1})^\top + (\mathbf{Z}\mathbf{1})\mathbf{1}^\top$. Thus if we are not very careful to center and rescale the inputs into each L_i , we can easily end up with outlier eigenvalues of order $\omega(1)$. This is not obviously an issue algorithmically or computationally (though it seems plausible it might lead to instability in training), but it does lead to random matrices different from the “signal plus noise” structure where both summands are of comparable order.

Similarly, if the σ_i are not carefully centered, then the output of a given σ_i can have, say, a positive entrywise bias. This corresponds, roughly speaking, to an eigenvector correlated with the $\mathbf{1}$ direction with very large eigenvalue relative to the remaining eigenvalues (similar to the Perron-Frobenius eigenvalue of a matrix with positive entries). If we further take such a matrix and apply the above function $\mathbf{Z} \mapsto \mathbf{1}(\mathbf{Z}\mathbf{1})^\top + (\mathbf{Z}\mathbf{1})\mathbf{1}^\top$, we will further inflate this eigenvalue, and iterating this procedure can allow the largest eigenvalue of $M(\hat{\mathbf{Y}})$ to quickly diverge with the dimension n and the number of layers k .

Our choice of nonlinear Laplacians is in part made to avoid all of these issues by restricting the nonlinear part of our (very simple relative to the above) architecture to yield a *diagonal* matrix. Thus, so long as our σ is bounded, the above situation of “blowing up” eigenvalues cannot occur.

It is perhaps natural to try to extend this construction to more complex diagonal matrix functions of $\hat{\mathbf{Y}}$. For instance, one may parametrize an equivariant function $\mathbf{d} : \mathbb{R}_{\text{sym}}^{n \times n} \rightarrow \mathbb{R}^n$ (that is, one having $\mathbf{d}(\mathbf{P}\hat{\mathbf{Y}}\mathbf{P}^\top) = \mathbf{P}\mathbf{d}(\hat{\mathbf{Y}})$ for all permutation matrices \mathbf{P}) in a way similar to the approach of [MBHSL18] to equivariant linear functions together with entrywise nonlinearities and use $M(\hat{\mathbf{Y}}) = \hat{\mathbf{Y}} + \text{diag}(\mathbf{d}(\hat{\mathbf{Y}}))$. Provided that the specification of \mathbf{d} ends by applying a bounded nonlinearity, we again obtain a reasonable random matrix model for theoretical analysis. Many similar variants are natural; for instance, closer to our choice here, one could also fix or learn several vectors $\mathbf{v}_1, \dots, \mathbf{v}_k$ and compute \mathbf{d} an equivariant function of the tuple of vectors $(\hat{\mathbf{Y}}\mathbf{v}_1, \dots, \hat{\mathbf{Y}}\mathbf{v}_k)$, allowing the “distinguished direction” $\mathbf{1}$ in nonlinear Laplacians to instead be learned from data (see the discussion in the previous section for a setting where this could be useful).

We also mention a few issues with this approach. First, at a technical level, if \mathbf{D} can depend on $\hat{\mathbf{Y}}$ more strongly than merely through $\hat{\mathbf{Y}}\mathbf{1}$, then the device of compression that we have used to decouple \mathbf{D} from $\hat{\mathbf{W}}$ may break down and the analysis could become more challenging; for sufficiently complex \mathbf{D} , the entire apparatus of free probability (which plays a crucial role in the results of [CDMFF11] that we use) might no longer apply, which would leave us with random matrices requiring a fundamentally different toolkit to analyze. Also, allowing very complex \mathbf{D} might allow one to build a complex algorithm solving the underlying statistical problem into this diagonal matrix alone, making the first term of the nonlinear Laplacian $\mathbf{L} = \hat{\mathbf{Y}} + \mathbf{D}$ superfluous. As we have argued, the merit of nonlinear Laplacians is in their balance of simplicity and strong performance, and we believe that more valuable than to just optimize nonlinear Laplacians with a complicated architecture would be to understand more precisely the tradeoff between these properties as one blends more and more complex side information into spectral algorithms.

Acknowledgments

Thanks to Benjamin McKenna and Cristopher Moore for helpful discussions in the course of this project.

References

- [Abb17] Emmanuel Abbe. Community detection and stochastic block models: recent developments. *The Journal of Machine Learning Research*, 18(1):6446–6531, 2017.
- [AKS98] Noga Alon, Michael Krivelevich, and Benny Sudakov. Finding a large hidden clique in a random graph. *Random Structures & Algorithms*, 13(3-4):457–466, 1998.
- [AW08] Arash A Amini and Martin J Wainwright. High-dimensional analysis of semidefinite relaxations for sparse principal components. In *2008 IEEE International Symposium on Information Theory*, pages 2454–2458. IEEE, 2008.
- [AW10] Hervé Abdi and Lynne J Williams. Principal component analysis. *Wiley interdisciplinary reviews: computational statistics*, 2(4):433–459, 2010.
- [BBAP05] Jinho Baik, Gérard Ben Arous, and Sandrine Péché. Phase transition of the largest eigenvalue for nonnull complex sample covariance matrices. *The Annals of Probability*, 33(5):1643–1697, 2005.
- [BBH19] Matthew Brennan, Guy Bresler, and Wasim Huleihel. Universality of computational lower bounds for submatrix detection. In *Conference on Learning Theory*, pages 417–468. PMLR, 2019.
- [BG24] Jeanne Boursier and Alice Guionnet. Large deviations for the smallest eigenvalue of a deformed GOE with an outlier. *arXiv preprint arXiv:2408.09256*, 2024.
- [Bia97] Philippe Biane. On the free convolution with a semi-circular distribution. *Indiana University Mathematics Journal*, 46(3):0–0, 1997.
- [Bia98] Philippe Biane. Processes with free increments. *Mathematische Zeitschrift*, 227:143–174, 1998.
- [BKW22] Afonso S Bandeira, Dmitriy Kunisky, and Alexander S Wein. Average-case integrality gap for non-negative principal component analysis. In *Mathematical and Scientific Machine Learning*, pages 153–171. PMLR, 2022.
- [BLM13] S. Boucheron, G. Lugosi, and P. Massart. *Concentration Inequalities: A Nonasymptotic Theory of Independence*. OUP Oxford, 2013.
- [BLM15] Charles Bordenave, Marc Lelarge, and Laurent Massoulié. Non-backtracking spectrum of random graphs: community detection and non-regular Ramanujan graphs. In *2015 IEEE 56th Annual Symposium on Foundations of Computer Science*, pages 1347–1357. IEEE, 2015.
- [BMNZ14] Jess Banks, Cristopher Moore, Mark Newman, and Pan Zhang. Community detection with the z -Laplacian. Technical report, Santa Fe Institute, 2014.
- [BMV⁺18] Jess Banks, Cristopher Moore, Roman Vershynin, Nicolas Verzelen, and Jiaming Xu. Information-theoretic bounds and phase transitions in clustering, sparse PCA, and submatrix localization. *IEEE Transactions on Information Theory*, 64(7):4872–4894, 2018.

- [BPW18] Afonso S Bandeira, Amelia Perry, and Alexander S Wein. Notes on computational-to-statistical gaps: predictions using statistical physics. *Portugaliae Mathematica*, 75(2):159–186, 2018.
- [BY88] Zhi-Dong Bai and Yong-Qua Yin. Necessary and sufficient conditions for almost sure convergence of the largest eigenvalue of a Wigner matrix. *The Annals of Probability*, pages 1729–1741, 1988.
- [Cap13] Mireille Capitaine. Additive/multiplicative free subordination property and limiting eigenvectors of spiked additive deformations of Wigner matrices and spiked sample covariance matrices. *Journal of Theoretical Probability*, 26:595–648, 2013.
- [Cap14] Mireille Capitaine. Exact separation phenomenon for the eigenvalues of large information-plus-noise type matrices, and an application to spiked models. *Indiana University Mathematics Journal*, pages 1875–1910, 2014.
- [Cap17] Mireille Capitaine. *Deformed ensembles, polynomials in random matrices and free probability theory*. PhD thesis, Université Paul Sabatier-Toulouse 3, 2017.
- [CDM16] Mireille Capitaine and Catherine Donati-Martin. Spectrum of deformed random matrices and free probability. *arXiv preprint arXiv:1607.05560*, 2016.
- [CDMF09] Mireille Capitaine, Catherine Donati-Martin, and Delphine Féral. The largest eigenvalues of finite rank deformation of large Wigner matrices: convergence and nonuniversality of the fluctuations. *The Annals of Probability*, 37(1):1–47, 2009.
- [CDMFF11] Mireille Capitaine, Catherine Donati-Martin, Delphine Féral, and Maxime Février. Free convolution with a semi-circular distribution and eigenvalues of spiked deformations of Wigner matrices, September 2011. arXiv:1006.3684 [math].
- [CMW20] Michael Celentano, Andrea Montanari, and Yuchen Wu. The estimation error of general first order methods. In *Conference on Learning Theory*, pages 1078–1141. PMLR, 2020.
- [CX16] Yudong Chen and Jiaming Xu. Statistical-computational tradeoffs in planted problems and submatrix localization with a growing number of clusters and submatrices. *The Journal of Machine Learning Research*, 17(1):882–938, 2016.
- [CZK14] Francesco Caltagirone, Lenka Zdeborová, and Florent Krzakala. On convergence of approximate message passing. In *2014 IEEE International Symposium on Information Theory*, pages 1812–1816. IEEE, 2014.
- [DAM15] Yash Deshpande, Emmanuel Abbe, and Andrea Montanari. Asymptotic mutual information for the two-groups stochastic block model. *arXiv preprint arXiv:1507.08685*, 2015.
- [DKP02] Etienne De Klerk and Dmitrii V Pasechnik. Approximation of the stability number of a graph via copositive programming. *SIAM Journal on Optimization*, 12(4):875–892, 2002.
- [DM14] Yash Deshpande and Andrea Montanari. Sparse PCA via covariance thresholding. In *Advances in Neural Information Processing Systems*, pages 334–342, 2014.

- [DM15] Yash Deshpande and Andrea Montanari. Finding hidden cliques of size $\sqrt{N/e}$ in nearly linear time. *Foundations of Computational Mathematics*, 15(4):1069–1128, 2015.
- [DMR14] Yash Deshpande, Andrea Montanari, and Emile Richard. Cone-constrained principal component analysis. In *Advances in Neural Information Processing Systems*, pages 2717–2725, 2014.
- [DS07] R Brent Dozier and Jack W Silverstein. On the empirical distribution of eigenvalues of large dimensional information-plus-noise-type matrices. *Journal of Multivariate Analysis*, 98(4):678–694, 2007.
- [EAKJ20] Ahmed El Alaoui, Florent Krzakala, and Michael Jordan. Fundamental limits of detection in the spiked Wigner model. *Annals of Statistics*, 48(2):863–885, 2020.
- [FK81] Zoltán Füredi and János Komlós. The eigenvalues of random symmetric matrices. *Combinatorica*, 1:233–241, 1981.
- [FMM18] Zhou Fan, Song Mei, and Andrea Montanari. TAP free energy, spin glasses, and variational inference. *arXiv preprint arXiv:1808.07890*, 2018.
- [FP07] Delphine Féral and Sandrine Péché. The largest eigenvalue of rank one deformation of large Wigner matrices. *Communications in Mathematical Physics*, 272(1):185–228, 2007.
- [FVRS21] Oliver Y Feng, Ramji Venkataramanan, Cynthia Rush, and Richard J Samworth. A unifying tutorial on approximate message passing. *arXiv preprint arXiv:2105.02180*, 2021.
- [GGH⁺22] Michael Greenacre, Patrick JF Groenen, Trevor Hastie, Alfonso Iodice d’Enza, Angelos Markos, and Elena Tuzhilina. Principal component analysis. *Nature Reviews Methods Primers*, 2(1):100, 2022.
- [GJS21] David Gamarnik, Aukosh Jagannath, and Subhabrata Sen. The overlap gap property in principal submatrix recovery. *Probability Theory and Related Fields*, 181:757–814, 2021.
- [HP00] Fumio Hiai and Dénes Petz. *The semicircle law, free random variables and entropy*. Number 77. American Mathematical Soc., 2000.
- [HWX17] Bruce Hajek, Yihong Wu, and Jiaming Xu. Submatrix localization via message passing. *The Journal of Machine Learning Research*, 18(1):6817–6868, 2017.
- [JC16] Ian T Jolliffe and Jorge Cadima. Principal component analysis: a review and recent developments. *Philosophical transactions of the royal society A: Mathematical, Physical and Engineering Sciences*, 374(2065):20150202, 2016.
- [JL09] Iain M Johnstone and Arthur Yu Lu. On consistency and sparsity for principal components analysis in high dimensions. *Journal of the American Statistical Association*, 104(486):682–693, 2009.
- [Joh01] Iain M Johnstone. On the distribution of the largest eigenvalue in principal components analysis. *Annals of Statistics*, pages 295–327, 2001.

- [JP18] Iain M Johnstone and Debashis Paul. PCA in high dimensions: An orientation. *Proceedings of the IEEE*, 106(8):1277–1292, 2018.
- [KMM⁺13] Florent Krzakala, Cristopher Moore, Elchanan Mossel, Joe Neeman, Allan Sly, Lenka Zdeborová, and Pan Zhang. Spectral redemption in clustering sparse networks. *Proceedings of the National Academy of Sciences*, 110(52):20935–20940, 2013.
- [KP19] Nicolas Keriven and Gabriel Peyré. Universal invariant and equivariant graph neural networks. *Advances in Neural Information Processing Systems*, 32, 2019.
- [Kuč95] Luděk Kučera. Expected complexity of graph partitioning problems. *Discrete Applied Mathematics*, 57(2-3):193–212, 1995.
- [KWB19] Dmitriy Kunisky, Alexander S Wein, and Afonso S Bandeira. Notes on computational hardness of hypothesis testing: Predictions using the low-degree likelihood ratio. In *ISAAC Congress (International Society for Analysis, its Applications and Computation)*, pages 1–50. Springer, 2019.
- [LD24] Eitan Levin and Mateo Díaz. Any-dimensional equivariant neural networks. In *International Conference on Artificial Intelligence and Statistics*, pages 2773–2781. PMLR, 2024.
- [LKZ15] Thibault Lesieur, Florent Krzakala, and Lenka Zdeborová. MMSE of probabilistic low-rank matrix estimation: Universality with respect to the output channel. In *53rd Annual Allerton Conference on Communication, Control, and Computing (Allerton 2015)*, pages 680–687. IEEE, 2015.
- [LM19] Marc Lelarge and Léo Miolane. Fundamental limits of symmetric low-rank matrix estimation. *Probability Theory and Related Fields*, 173(3):859–929, 2019.
- [MBHSL18] Haggai Maron, Heli Ben-Hamu, Nadav Shamir, and Yaron Lipman. Invariant and equivariant graph networks. *arXiv preprint arXiv:1812.09902*, 2018.
- [McK21] Benjamin McKenna. Large deviations for extreme eigenvalues of deformed Wigner random matrices. 2021.
- [MFSL19] Haggai Maron, Ethan Fetaya, Nimrod Segol, and Yaron Lipman. On the universality of invariant networks. In *International conference on machine learning*, pages 4363–4371. PMLR, 2019.
- [Moo17] Cristopher Moore. The computer science and physics of community detection: landscapes, phase transitions, and hardness. *arXiv preprint arXiv:1702.00467*, 2017.
- [MR15] Andrea Montanari and Emile Richard. Non-negative principal component analysis: message passing algorithms and sharp asymptotics. *IEEE Transactions on Information Theory*, 62(3):1458–1484, 2015.
- [MRZ15] Andrea Montanari, Daniel Reichman, and Ofer Zeitouni. On the limitation of spectral methods: From the gaussian hidden clique problem to rank-one perturbations of gaussian tensors. In *Advances in Neural Information Processing Systems*, pages 217–225, 2015.

- [MS17] James A Mingo and Roland Speicher. *Free probability and random matrices*, volume 35. Springer, 2017.
- [MW15] Zongming Ma and Yihong Wu. Computational barriers in minimax submatrix detection. 2015.
- [NS06] Alexandru Nica and Roland Speicher. *Lectures on the combinatorics of free probability*, volume 13. Cambridge University Press, 2006.
- [Pau07] Debashis Paul. Asymptotics of sample eigenstructure for a large dimensional spiked covariance model. *Statistica Sinica*, 17(4):1617–1642, 2007.
- [PLK⁺23] Omri Puny, Derek Lim, Bobak Kiani, Haggai Maron, and Yaron Lipman. Equivariant polynomials for graph neural networks. In *International Conference on Machine Learning*, pages 28191–28222. PMLR, 2023.
- [PWB20] Amelia Perry, Alexander S Wein, and Afonso S Bandeira. Statistical limits of spiked tensor models. 2020.
- [PWBM18] Amelia Perry, Alexander S Wein, Afonso S Bandeira, and Ankur Moitra. Optimality and sub-optimality of PCA I: Spiked random matrix models. *Annals of Statistics*, 46(5):2416–2451, 2018.
- [RH23] Philippe Rigollet and Jan-Christian Hütter. High-dimensional statistics. *arXiv preprint arXiv:2310.19244*, 2023.
- [RSF19] Sundeep Rangan, Philip Schniter, and Alyson K Fletcher. Vector approximate message passing. *IEEE Transactions on Information Theory*, 65(10):6664–6684, 2019.
- [SD11] Somwrita Sarkar and Andy Dong. Community detection in graphs using singular value decomposition. *Physical Review E—Statistical, Nonlinear, and Soft Matter Physics*, 83(4):046114, 2011.
- [Tao12] Terence Tao. *Topics in random matrix theory*, volume 132. American Mathematical Soc., 2012.
- [VDN92] Dan V Voiculescu, Ken J Dykema, and Alexandru Nica. *Free random variables*. Number 1. American Mathematical Society, 1992.
- [Vil09] Cédric Villani. *Optimal transport: old and new*, volume 338. Springer, 2009.
- [Voi93] Dan Voiculescu. The analogues of entropy and of Fisher’s information measure in free probability theory, I. *Communications in mathematical physics*, 155(1):71–92, 1993.
- [ZHT06] Hui Zou, Trevor Hastie, and Robert Tibshirani. Sparse principal component analysis. *Journal of Computational and Graphical Statistics*, 15(2):265–286, 2006.

A Details of numerical methods

Below we give some details of the more involved numerical computations we have referred to throughout. The code used to generate the results presented in this paper is also available online at <https://anonymous.4open.science/r/nonlinear-Laplacian/>.

A.1 Estimation of additive free convolution

We describe how we compute the analytic prediction of the empirical spectral distribution of a σ -Laplacian, as illustrated in Figure 1. Recall that, by Lemma 1.14, the limiting density of this distribution is of the form $\nu \boxplus \mu_{\text{sc}}$, where ν is a compactly supported measure with a known density, in our case $\nu = \sigma(\mathcal{N}(0, 1))$, and μ_{sc} is the semicircle distribution.

The distribution of $\nu \boxplus \mu_{\text{sc}}$ is characterized by the equation satisfied by its Stieltjes transform: we have

$$G_{\nu \boxplus \mu_{\text{sc}}}^{-1}(z) - \frac{1}{z} = R_{\nu \boxplus \mu_{\text{sc}}}(z) = R_{\nu}(z) + z = G_{\nu}^{-1}(z) - \frac{1}{z} + z.$$

Rearranging this gives the implicit equation

$$G_{\nu \boxplus \mu_{\text{sc}}}(z) = G_{\nu}(z - G_{\nu \boxplus \mu_{\text{sc}}}(z)). \quad (12)$$

Numerically, the density of $\nu \boxplus \mu_{\text{sc}}$ can be computed by the following procedure. Fix a grid of complex numbers $z_j = x_j + i\epsilon$ close to the real axis. Call $G_j = G_{\nu \boxplus \mu_{\text{sc}}}(z_j)$. These numbers satisfy the fixed-point equation $G_j = \int_{-\infty}^{\infty} \frac{1}{z_j - G_j - \sigma(g)} \frac{1}{\sqrt{2\pi}} e^{-g^2/2} dg$, hence it can be computed numerically by iterating

$$G_j^{(t+1)} = \int_{-\infty}^{\infty} \frac{1}{z_j - G_j^{(t)} - \phi(g)} \frac{1}{\sqrt{2\pi}} e^{-g^2/2} dg$$

until convergence. To recover the density of $\nu \boxplus \mu_{\text{sc}}$, we can then use the Stieltjes inversion formula: if this density is ρ , then

$$\rho(x) = \lim_{\epsilon \rightarrow 0} -\frac{1}{\pi} \text{Im}(G_{\nu \boxplus \mu_{\text{sc}}}(x + i\epsilon))$$

In particular, for ϵ small enough, we should have

$$\rho(x_j) \approx -\frac{1}{\pi} \text{Im}(G_j),$$

giving us a sequence of estimates of the density at the points x_j . We compute the integrals above using the standard numerical integration methods built into the NumPy library.

A.2 Computation of $\theta_{\sigma}(\beta)$ and $\beta_{*}(\sigma)$

Recall that, per Theorem 1.8, each of the quantities $\theta_{\sigma}(\beta)$ and $\beta_{*}(\sigma)$ is determined by finding the root of a suitable function. For example, $\theta_{\sigma}(\beta)$ is the θ that solves $F_{\beta, \sigma}(\theta) = 0$, where

$$F_{\beta, \sigma}(\theta) = \mathbb{E}_{\substack{y \sim \eta \\ g \sim \mathcal{N}(0, 1)}} \left[\frac{y^2}{\theta - \sigma(\frac{m_1}{m_2} \beta y + g)} \right] - \frac{m_2}{\beta}.$$

In principle one could differentiate this function (differentiating under the integral in the first term) and use more sophisticated methods like Newton's method for root-finding, but for the sake of simplicity we use the implementation of Brent's method in the SciPy library. In any case, the computational bottleneck of this procedure is the repeated evaluation of the integral implicit in expectations of the above kind (which would remain with different integrands upon taking derivatives). We have not attempted to optimize this numerical integration for the specific integrals we encounter, but this would likely be a useful next step towards a more detailed numerical study of the signal strength thresholds $\beta_{*}(\sigma)$.

A.3 Neural network training procedure

For the method of optimizing σ using an MLP to learn from data, the neural network was implemented with the `PyTorch` framework and trained on a randomly generated dataset of size $n = 5000$, split into training, validation, and test sets in a ratio of 0.6 : 0.1 : 0.3. Training was performed by minimizing the binary cross-entropy loss using the AdamW optimizer with an initial learning rate of 0.01 and weight decay of 0.01. The learning rate was automatically halved if the validation loss did not improve for 10 consecutive epochs. Training was conducted for 350 epochs on a single NVIDIA A5000 GPU. Each such run takes around 10 minutes.