

# SLOT: Sample-specific Language Model Optimization at Test-time

Yang Hu<sup>1\*</sup> Xingyu Zhang<sup>1\*</sup> Xueji Fang<sup>1</sup> Zhiyang Chen<sup>1</sup>

Xiao Wang<sup>2</sup> Huatian Zhang<sup>3</sup> Guojun Qi<sup>1†</sup>

<sup>1</sup>Westlake University <sup>2</sup>University of Washington <sup>3</sup>USTC

{huyangtorus, xy.zhang042, xiaowang20140001, guojunq}@gmail.com  
{fangxueji, chenzyang}@westlake.edu.cn huatianzhang@mail.ustc.edu.cn

## Abstract

We propose SLOT (Sample-specific Language Model Optimization at Test-time), a novel and parameter-efficient test-time inference approach that enhances a language model’s ability to more accurately respond to individual prompts. Existing Large Language Models (LLMs) often struggle with complex instructions, leading to poor performances on those not well represented among general samples. To address this, SLOT conducts few optimization steps at test-time to update a light-weight sample-specific parameter vector. It is added to the final hidden layer before the output head, and enables efficient adaptation by caching the last layer features during per-sample optimization. By minimizing the cross-entropy loss on the input prompt only, SLOT helps the model better aligned with and follow each given instruction. In experiments, we demonstrate that our method outperforms the compared models across multiple benchmarks and LLMs. For example, Qwen2.5-7B with SLOT achieves an accuracy gain of 8.6% on GSM8K from 57.54% to 66.19%, while DeepSeek-R1-Distill-Llama-70B with SLOT achieves a SOTA accuracy of 68.69% on GPQA among 70B-level models. Our code is available at <https://github.com/maple-research-lab/SLOT>.

## 1 Introduction

Large Language Models (LLMs) [4] have shown strong general capabilities in text generation, comprehension, and interaction. To further boost their performances, test-time scaling has been proposed as a strategy that allocates additional computation during inference to generate more accurate responses for each individual question. In this context, a distinct paradigm known as Test-Time Adaptation (TTA) has emerged, which focuses on optimizing model parameters for individual prompts. Early approaches [30] implemented instance-specific online adaptation via self-supervision, leveraging loss functions such as entropy loss or reconstruction loss to guide weight updates. More recently, Test-Time Reinforcement Learning (TTRL) [21] introduced the use of majority voting results as a reward signal during inference, enabling the model to adapt itself iteratively. However, TTA methods often suffer from high computational overhead due to the need for per-instance updates on large-scale models [15], and designing effective supervision signals for complex LLM tasks remains a significant challenge.

\*Equal contribution.

†Corresponding author.

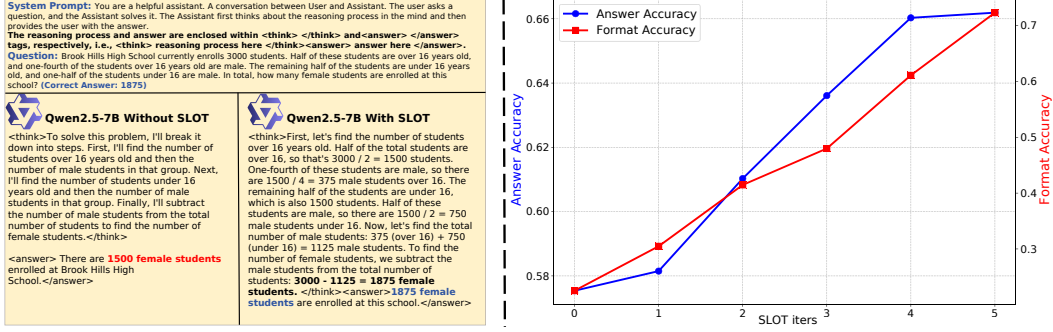


Figure 1: SLOT significantly boosts Qwen-2.5-7B’s GSM8K format and answer accuracy at test-time. The **left** shows the presented prompt and question and compares the output responses from the language model without and with the SLOT used. The **right** graph shows that both answer accuracy (blue, left axis) and format accuracy (red, right axis) are continuously improved with increasing SLOT optimization iterations from 0 to 5.

The key to effective test-time scaling lies in the method to adapt a pretrained language model to specific inputs. Since such models are trained on general corpora, they cannot be expected to fit all possible prompted instructions, especially those that are not well represented among existing training samples. As shown in Figure 1, when applying the popular reasoning template as an additional instruction, Qwen2.5[36] frequently fails to adhere to the strict formatting requirements and may produce incorrect answers. This behavior likely stems from the model’s limited understanding of the presented instruction, due to the absence of such specialized format requirements in its training data. It suggests that the model is underfit in handling unfamiliar, structurally complex instructions.

In this paper, we propose Sample-specific Language Model Optimization at Test-time (SLOT), in order to adapt a pretrained language model to individual prompts at test time. To this end, we regard the prompt itself as a special sample used for supervised training for customized inference. If the model is able to learn and understand the prompt well, the generated answer ought to be better aligned with its instructing content. Particularly, we conduct few optimization steps to minimize the cross-entropy loss on the input prompt only, and use the adapted model to generate the response.

Moreover, to minimize the per-sample overhead and avoid over-adapting model from its original capacity, we use a light-weight additive parameter vector ( $\delta$ ), which only updates the model’s final hidden representations right before the output head. This design incurs negligible computing overhead, since it only adapts a single layer of features that can be cached across optimization steps. We observe that this  $\delta$ -adapted test-time inference effectively enhances the logits of reasoning-related tokens, encouraging the model to think deeper for more accurate responses.

We conduct experiments on a wide range of LLMs and benchmarks to validate the effectiveness of the SLOT. Particularly, SLOT boosts Qwen2.5-7B’s performance on GSM8K by an 8.6% gain (from 57.54% to 66.19%) and enables DeepSeek-R1-Distill-Llama-70B to achieve an accuracy of 68.69% on GPQA, a record 3.03% improvement for 70B opensource models. As shown in Figure 1, SLOT can successfully improve in both answer accuracy and format accuracy as more optimization steps are adopted.

Our contributions can be summarized as follows.

- We propose SLOT, a novel test-time training framework to adapt model weights for individual samples. By regarding each input prompt as a special test-time training sample to minimize the per-sample cross-entropy loss, SLOT is able to generate responses more relevant to the input prompt.
- SLOT introduces a light-weight sample-specific parameter vector ( $\delta$ ) right before the token prediction head. This design avoids additional forward and backward through the whole language model by caching the features of the last hidden layer, resulting in effective per-sample optimizations.

- We conduct extensive experiments on a wide variety of LLMs and benchmarks, and a competitive performance with the SLOT.

## 2 Related work

**In-Context Learning (ICL) and Chain of Thoughts (CoT)** Large language models exhibit ICL capabilities [4], where they adapt their behavior based on examples provided within the input prompt, without any gradient updates. The mechanisms underlying ICL are still under investigation [27]. ICL relies solely on the model’s forward pass and attention mechanisms operating over the context, while SLOT employs explicit, gradient-based optimization to modify the model’s internal state representation for the current input.

**Parameter-Efficient Fine-Tuning (PEFT)** PEFT adapts pretrained models for downstream tasks during a *training or fine-tuning phase* by updating only a small number of parameters, keeping the bulk of the LLM frozen. Examples include Adapter Tuning [14], LoRA [16], Prompt Tuning [3], Prefix Tuning [20], and P-Tuning v2 [23]. Crucially, all these methods learn a single set of efficient parameters for an entire task or dataset during a dedicated fine-tuning phase. In contrast, SLOT operates exclusively during the inference phase and optimizes a temporary, sample-specific parameter  $\delta$  that is discarded after processing the current input. SLOT does not aim for task-level adaptation but for enhancing the model’s processing of the specific instance being evaluated.

**Test-Time Adaptation (TTA)** TTA aims to address distribution shifts encountered during deployment by dynamically adjusting pre-trained models using only unlabeled test instances, typically in a source-free manner [34, 9]. Foundational TTA approaches, often originating in computer vision, include minimizing prediction uncertainty (exemplified by TENT [33] which adapts Batch Normalization layers via entropy minimization) and Test-Time Training (TTT) using self-supervision (pioneered by Sun et al. [29] with tasks like rotation prediction, and later extended to methods like masked autoencoding [39] and normalizing flows [40]). While these techniques and associated strategies like combined self-training [42] or meta-learning for adaptation [31] have seen broad application [43, 32, 8], their principles are increasingly critical and actively explored for Large Language Models (LLMs). TTA often involves instance-specific online adaptation such as leveraging in-context learning for few-shot reasoning [15], adapting via retrieved data or input rewriting [6], or employing Test-Time Reinforcement Learning [21]. However, applying TTA to massive LLMs exacerbates general challenges like error accumulation and catastrophic forgetting [24, 10], and introduces acute issues such as prohibitive computational overhead for per-instance updates [15], the difficulty of designing effective self-supervision for complex linguistic tasks, critical reliance on adaptation data quality [15, 6], and risks to model alignment and fairness. Consequently, developing robust, efficient, lightweight, and safe TTA methods, particularly tailored for LLMs, remains a key ongoing research direction.

**Test-Time Scaling (TTS)** TTS aims to enhance LLMs’ performance, especially on complex reasoning tasks, by allocating additional computational resources during inference [21], inspired by the benefits of increased ‘thinking time’ processing and often surveyed in works like [19, 22, 41]. This typically involves external TTS with fixed pre-trained models [45], leveraging inference-time techniques such as sampling-based methods like Self-Consistency (which aggregates multiple Chain-of-Thought paths [35]) and Best-of-N sampling (often guided by Reward Models [45, 1]), or more structured search-based approaches like Tree of Thoughts (ToT) that enable deliberate exploration and backtracking [41, 38]. More advanced strategies include adaptive Test-Time Compute, where models dynamically allocate resources based on perceived task difficulty or confidence [26, 44]. A critical insight from TTS research is that strategic inference-time computation can enable smaller LLMs to surpass larger counterparts [45], challenging traditional scaling paradigms focused solely on model size. However, TTS methods generally incur significant latency and computational costs, and their efficacy depends heavily on well-calibrated guidance mechanisms, making the balance between performance gains and practical constraints a key area of ongoing investigation.

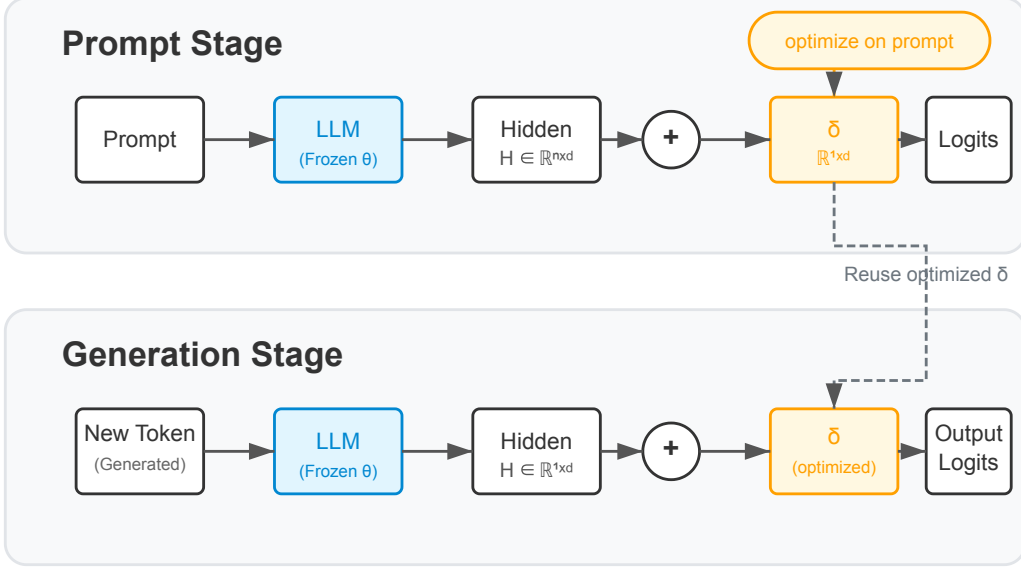


Figure 2: SLO pipeline during inference. The process consists of two stages: (1) **Prompt Stage:** Sample-specific parameters  $\delta \in \mathbb{R}^{1 \times d}$  are initialized and optimized over  $T$  iterations to minimize cross-entropy loss on the input prompt. Each sample in the batch has its own parameters (shared across sequence positions), allowing for efficient adaptation. The original hidden features  $H$  are modified by adding  $\delta$  to produce  $H'$ . (2) **Generation Stage:** During token generation, the optimized  $\delta$  parameters are reused without further optimization, modifying the hidden features of newly generated tokens. This approach achieves performance gains with minimal computational overhead, as optimization cost is amortized across the entire generation process. The dashed line illustrates parameter reuse between stages.

### 3 Approach: Sample-specific Language Model Optimization at Test-time

#### 3.1 Problem

Let  $\mathcal{M}$  be a pre-trained language model with parameters  $\theta$ . Formally, given an input sequence of tokens  $x = (x_1, x_2, \dots, x_n)$ , the language model processes it to produce the hidden features  $H \in \mathbb{R}^{n \times d}$  in an autoregressive manner just before the final linear classifier. Here,  $n$  is the sequence length and  $d$  is the hidden dimension. Then the LM predict the output tokens by computing their probabilities as

$$p(y|x) = \text{softmax}(W_{\text{LM}}H), \quad (1)$$

where  $W_{\text{LM}} \in \mathbb{R}^{|V| \times d}$  is the language modeling head weight matrix and  $|V|$  is the vocabulary size.

The goal of the proposed SLO approach is to adapt the trained LM to individual prompts at test-time. To this end, as shown in Fig. 2, when a prompt is given, SLO generates a response with two phases. First, we seek to learn a sample-specific *light-weight* parameter  $\delta$ . Ideally, its size ought to be as small as possible, so that it would not incur heavy computing overhead and can be trained with only a few iterations on individual prompts. We call it *Prompt Stage*.

Second, we apply  $\delta$  to the final hidden features  $H$  for the next-token prediction to generate a complete response with the test-time adapted  $\delta$ . We call it the *Generation Stage*. Below we elaborate on the design details for the model.

#### 3.2 Method

To adapt the LLM to a specific sample at test-time for boosting the performance, SLO introduces a sample-specific parameter  $\delta \in \mathbb{R}^{1 \times d}$  and performs several test-time optimization steps before

---

**Algorithm 1:** Sample-specific Language Model Optimization at Test-time (SLOT)

---

**Input:** Pre-trained language model  $\mathcal{M}$  with parameters  $\theta$ ; input token sequence  $x = (x_1, \dots, x_n)$ ; optimization steps  $T$ ; learning rate  $\eta$ ; optimizer hyperparameters  $\lambda$ .

**Output:** Generated sequence extension  $y$ .

// Phase 1: Optimize  $\delta$  on the input prompt

**Initialize** sample-specific parameter  $\delta = \mathbf{0} \in \mathbb{R}^{1 \times d}$ ;  
Initialize optimizer state (e.g., for AdamW);

**for**  $t = 0$  **to**  $T - 1$  **do**

- Compute final hidden features  $H = \mathcal{M}_{\text{pre-LM}}(x) \in \mathbb{R}^{n \times d}$ ; // Get features before output head
- Compute modified hidden features  $H' = H + \delta$ ; // Broadcast  $\delta$
- Compute logits  $L = W_{\text{LM}} H' \in \mathbb{R}^{n \times |V|}$ ;
- Compute loss  $\mathcal{L} = \text{CrossEntropyLoss}(L_{:, -1:, }, x_{2:n})$ ; // Predict next token
- Compute gradients  $g = \nabla_{\delta} \mathcal{L}$ ;
- Update  $\delta \leftarrow \text{OptimizerStep}(\delta, g, \eta, \lambda)$ ; // e.g., AdamW update

Let  $\delta_{\text{opt}} = \delta$  be the final optimized parameter;

// Phase 2: Generate using the optimized  $\delta$

Initialize generated sequence  $y = ()$ ;

Let current sequence be  $x_{\text{current}} = x$ ;

**repeat**

- Compute final hidden features for the current token  $H_{\text{last}} = \mathcal{M}_{\text{pre-LM}}(x_{\text{current}})[-1, :] \in \mathbb{R}^{1 \times d}$ ;
- Compute updated hidden features  $H'_{\text{last}} = H_{\text{last}} + \delta_{\text{opt}}$ ; // Reuse optimized  $\delta$
- Compute logits for predicting the next token  $L_{\text{next}} = W_{\text{LM}} H'_{\text{last}}$ ;
- Sample next token  $x_{\text{next}} \sim \text{softmax}(L_{\text{next}})$ ; // Or use greedy decoding
- Append  $x_{\text{next}}$  to  $y$ ;
- Append  $x_{\text{next}}$  to  $x_{\text{current}}$ ;

**until** end-of-sequence token generated or max length reached;

**return**  $y$ ;

---

generating the response from the input prompt. This parameter is optimized with the input prompt only, and it modifies the final hidden features  $H$  into  $H'$ :

$$H' = H + \delta \quad (2)$$

where  $\delta$  is broadcasted across the sequence length dimension ( $n$ ) and added element-wise to the final hidden features  $H$ . With such a sample-specific weight, the logits computed by the LM head will be changed accordingly:

$$\text{logits} = W_{\text{LM}} H' = W_{\text{LM}} (H + \delta). \quad (3)$$

Although an LM has been fully trained on a dataset consisting of prompts and their answers, we believe its performance on individual prompts can still be boosted further if the model can be adapted at test-time to the scope defined by these input prompts.

Fortunately, a given prompt itself can be regarded as a special training sample for adapting the LM. Particularly, in the *Prompt Stage*, we take several optimization steps to minimize the cross-entropy loss directly on the input prompt, yielding the adjustment  $\delta$  that makes the given prompt more ‘likely’ emerging from the adapted LM. Ideally, such a test-time adjustment will adapt the LM to the given prompt so that the generated answers could be more relevantly aligned with the prompt, thereby boosting its success rate in providing correct answers.

Formally, for each prompt, we first initialize  $\delta$  with zeros:  $\delta^{(0)} = \mathbf{0} \in \mathbb{R}^{1 \times d}$ . The zero-initialization ensures that the underlying LM model is not affected at the beginning. Then, we optimize  $\delta$  for  $T$  steps to minimize the negative log-likelihood (i.e., language modeling loss) on a prompt sequence  $x$  of length  $n$ ,

$$\mathcal{L}(\delta) = - \sum_{i=1}^{n-1} \log p(x_{i+1} | x_{1:i}, \delta) \quad (4)$$

where  $p(x_{i+1}|x_{1:i}, \delta)$  is the output probability of the next token  $x_{i+1}$  given the context  $x_{1:i}$  and the current  $\delta$ , using the adapted hidden features  $H' = H + \delta$ . The optimization can be performed with a standard gradient descent optimizer like AdamW [25]:

$$\delta^{(t+1)} = \text{OptimizerStep}(\delta^{(t)}, \nabla_{\delta} \mathcal{L}(\delta^{(t)})) \quad (5)$$

for  $t = 0, \dots, T - 1$ .  $\nabla_{\delta} \mathcal{L}(\delta^{(t)})$  denotes the gradient of the loss with respect to  $\delta$  at step  $t$ .

Note that since  $\delta$  is only applied to the final hidden layer in an LM, we can cache the final hidden features  $H$ . Then in each optimization step, we only need to perform forward and backward with a single linear layer  $W_{\text{LM}}$  upon  $H$ . This cost is significantly lighter than updating the entire LLM  $\theta$ , and thus SLOT only incurs a negligible cost with limited memory.

### 3.3 Discussions

Here we would like to discuss some design and potential benefits in SLOT.

**Efficiency** The sample-specific parameter  $\delta$  is intentionally applied to the final hidden features before the token prediction head. It provides a short gradient path from the language modeling loss on the input prompt back to  $\delta$ , resulting in effective few-step optimizations. The parameter  $\delta$  is optimized per sample and shared across all token positions in sequentially generating answers. This results in minimal overhead with  $d$  parameters, irrespective of sequence length. In the generation phase, it incurs only a negligible  $O(d)$  overhead for adding  $\delta$  to the final hidden features per token.

**Observation** Adding  $\delta$  to the final hidden features before the linear head can be directly interpreted as modulating the output logits for this specific prompt. The optimized parameter  $\delta$  applies an additive modification  $W_{\text{LM}}\delta$  to the logits. To facilitate a detailed analysis of this effect on token probabilities, we formally term this modification the **Logit Modulation Vector (LMV)**. It is defined as:

$$\text{LMV} \triangleq W_{\text{LM}}\delta \in \mathbb{R}^{|V|} \quad (6)$$

where  $W_{\text{LM}} \in \mathbb{R}^{|V| \times d}$  is the language modeling head matrix,  $\delta \in \mathbb{R}^d$  is the optimized sample-specific parameter,  $|V|$  is the vocabulary size, and  $d$  is the hidden dimension. The LMV  $\in \mathbb{R}^{|V|}$  thus represents the direct additive shift to the logits for each token in the vocabulary. A positive shift by the LMV corresponds to a strengthened token whose likelihood of being generated is increased, while a negative shift indicates a weakened token with decreased generative likelihood.

We rank tokens with the top increases and decreases in LMV on GSM8K in Figure 3. It is evident that those tokens related to the reasoning process such as ‘think’ and ‘reasoning’ are significantly enhanced by LMV, which tends to encourage the adapted model to engage in more thorough reasoning. In contrast, numerical tokens, although frequently present in mathematical problems, do not provide sample-specific information and are consequently suppressed, along with common function words such as ‘should’ and ‘will’. A more interesting finding is the top-1 suppressed token by LMV is the end of text token ‘<|endoftext|>’. This tends to postpone the appearance of the token in the output sequence and thus increase the length of reasoning texts. This may be beneficial in solving challenging problems that require complex reasoning.

## 4 Experiment

In this section, we evaluate the effectiveness of our proposed SLOT method. We compare the performance of baseline Large Language Models (LLMs) against the same models enhanced with SLOT during inference.

### 4.1 Implementation Details

SLOT is implemented with minimal computational overhead relative to standard inference. The optimization of  $\delta$  is performed for a small number of iterations (e.g.,  $T = 3$ ) using the AdamW optimizer. In experiments, we use a learning rate of  $\eta = 0.01$  and a small weight decay of  $1 \times 10^{-8}$ , and the epsilon of  $1 \times 10^{-5}$  for AdamW.

Zero initialization is adopted with  $\delta^{(0)} = \mathbf{0}$ . Gradient clipping could be applied, although typically unnecessary for few-step optimization with the chosen learning rate.

## 4.2 Models and benchmarks

We conduct experiments on diverse tasks that involve a variety of LLMs, including

- **Qwen Series:** We consider models in the Qwen family. This includes an earlier model, Qwen-7B [2], as well as models from the more recent Qwen2.5 generation (Qwen2.5-Math-1.5B, Qwen2.5-Math-7B, Qwen2.5-14B, Qwen2.5-32B) [36, 37].
- **Llama Series:** Models in the Llama family are also included for comparison, particularly Llama-3.1-8B and the instruction-tuned Llama-3.1-70B-Instruct [11].
- **DeepSeek Series:** We also evaluate specialized reasoning models from the DeepSeek-R1 series [12]. They are distilled based on Qwen and Llama architectures, spanning various sizes (e.g., DeepSeek-R1-Distill-Qwen-1.5B, 7B, 14B, and 32B; DeepSeek-R1-Distill-Llama-8B, 70B).

Model performance is assessed on multiple benchmarks evaluating distinct capabilities:

- **AIME24:** Derived from the American Invitational Mathematics Examination 2024, testing advanced, competition-style mathematical problem-solving.
- **Math500:** A subset of the MATH dataset [13], covering diverse mathematical topics from K-12 curriculum to competition levels.
- **GPQA:** A graduate-level Google-Proof Q&A benchmark [28] requiring deep domain knowledge and complex reasoning, primarily in STEM fields.
- **GSM8K:** A dataset of grade school math word problems requiring multi-step reasoning [7].
- **HumanEval:** A standard benchmark for evaluating Python code synthesis from docstrings [5].
- **C-Eval:** A comprehensive Chinese language evaluation suite covering multiple subjects [17]. We report performance across its main categories (STEM, Social Science, Humanities, Other), its 'Hard' subset, and the overall average.

We adopt the answer accuracy as the evaluation metric. The baseline performance is obtained from the original models without any test-time adaptation. For the SLOT results, we apply a  $T = 3$ -step optimization with the AdamW solver.

## 4.3 Results

Table 1 presents the comparison between the baseline models and SLOT-enhanced counterparts. The experimental setup follows the protocol used in the official Qwen GitHub repository<sup>3</sup> for a fair comparison.

The results demonstrate the advantage of SLOT over the baseline model at test-time.

For **Qwen-7B**, SLOT yields notable improvements on several benchmarks. On C-Eval, there is a significant gain of +8.55 points on the 'Hard' subset and +4.19 points in the 'STEM' category, leading to an overall average improvement of +1.05 points despite minor decreases in 'Humanities' and 'Other'. Performance gains are also observed on GSM8K (+3.0 points) and HumanEval (+1.8 points), suggesting that the SLOT-enhanced model is beneficial for both reasoning and code generation tasks.

Overall, the results indicate that SLOT is a competitive test-time technique, particularly for improving performance on challenging problems (e.g., C-Eval Hard) and reasoning tasks (e.g., GSM8K). The strong gains in accuracies justify the additional computational overhead incurred by SLOT's per-sample optimization of  $\delta$ . We will discuss such inference time overhead later, which is quite minor.

---

<sup>3</sup><https://github.com/QwenLM/Qwen>

Table 1: Comparison between the baseline and SLOT-enhanced models. SLOT adopts a  $T = 3$ -step adaptation per sample.

Model	Benchmark	Category	Baseline	With SLOT	Improvement
Qwen-7B	C-Eval	STEM	52.79	56.98	+4.19
		Social Science	79.54	79.56	+0.02
		Humanities	68.60	67.39	-1.21
		Other	59.22	57.75	-1.47
		Hard	36.22	44.77	+8.55
		AVERAGE	62.64	63.69	+1.05
	GSM8K	-	51.2	54.2	+3.0
	HumanEval	-	29.9	31.7	+1.8

Table 2: Evaluation with different LLMs on various benchmarks.

Model		AIME24			Math500			GPQA		
		Baseline	wi. SLOT	Improved	Baseline	wi. SLOT	Improved	Baseline	wi. SLOT	Improved
Base Model	Qwen2.5-Math-1.5B	6.67	10.00	+3.33	43.00	43.00	+0.00	27.78	27.27	-0.51
	Qwen2.5-Math-7B	13.33	20.00	+6.67	57.60	58.80	+1.20	25.76	32.83	+7.07
	Qwen2.5-14B	6.67	10.00	+3.33	69.80	69.60	-0.20	35.86	37.88	+2.02
	Qwen2.5-32B	3.33	13.33	+10.00	65.00	66.00	+1.00	36.36	42.93	+6.57
	Llama-3.1-8B	6.67	10.00	+3.33	50.40	49.80	-0.60	29.29	35.86	+6.57
	Llama-3.1-70B-Instruct	26.67	26.67	+0.00	77.00	78.00	+1.00	54.04	55.05	+1.01
Reasoning	DeepSeek-R1-Distill-Qwen-1.5B	26.67	30.00	+3.33	84.40	85.40	+1.00	31.82	35.35	+3.53
	DeepSeek-R1-Distill-Qwen-7B	50.00	56.67	+6.67	93.40	93.80	+0.40	51.01	51.52	+0.51
	DeepSeek-R1-Distill-Qwen-14B	66.67	73.33	+6.66	95.00	95.80	+0.80	60.10	61.62	+1.52
	DeepSeek-R1-Distill-Qwen-32B	70.00	80.00	+10.00	96.80	96.20	-0.60	65.66	64.65	-1.01
	DeepSeek-R1-Distill-Llama-8B	36.67	50.00	+13.33	86.80	88.00	+1.20	47.47	51.52	+4.05
	DeepSeek-R1-Distill-Llama-70B	63.33	73.33	+10.00	95.80	96.00	+0.20	65.66	68.69	+3.03

Table 3: Inference time with various SLOT optimization steps. The results are reported based on 30 sampled questions from GSM8K with Qwen-2.5-7B on one NVIDIA-V100 GPU. The average inference time is reported in seconds. The baseline model without SLOT is "iters=0".

SLOT iters	baseline	1	2	3	4	5
overall time (s)	161.49	158.72	173.93	167.07	176.03	174.32

#### 4.4 SLOT for Reasoning

We also test SLOT on the reasoning benchmarks in open-r1<sup>4</sup>). We find that SLOT can boost most results on both the base models and reasoning post-trained models, showing the wide applicability of SLOT in boosting LLMs’ performances.

As reported in Table 2, SLOT increases the DeepSeek-R1-Distill-Llama-70B baseline on AIME24 from 63.33% to 73.33%, and GPQA from 65.66% to 68.69%, achieving the SOTA performance for this task with the open-source 70B baseline model.

#### 4.5 Evaluation on Inference Time

In Table 3, we report the inference time of SLOT with various optimization steps  $T$ . Note that when SLOT iter  $T = 0$ , it corresponds to the baseline model without any SLOT adaption as  $\delta$  is initialized to zero.

As shown in the table, the computational overhead incurred by SLOT with various optimization steps is quite minor compared with the baseline. The time difference between using the baseline and 5 steps is merely 12.83 seconds, representing only a 7.9% increase in the inference time.

#### 4.6 Ablation Study

We conducted an ablation study on the number of optimization iterations ( $T$ ) and learning rate ( $\eta$ ) for SLOT, using the DeepSeek-R1-Distill-Qwen-1.5B model on the AIME-24 benchmark. As

<sup>4</sup><https://github.com/huggingface/open-r1>

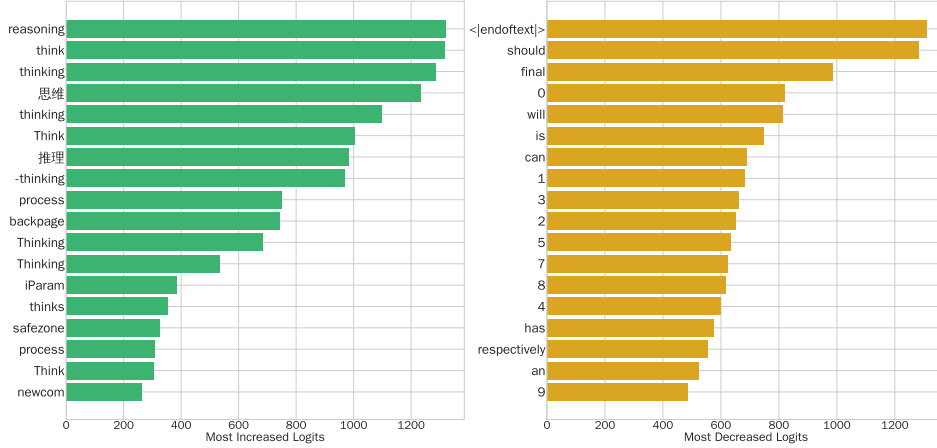


Figure 3: About the most increased and decreased tokens in Qwen-2.5-7B on GSM8K with SLOT(iter=5). We compute the  $W_{LM}(\delta)$  as the degree of change of the logits of the tokens. We find that the most increased tokens are ‘reasoning’ related tokens(e.g. reasoning, think, thinking), and the most decreased tokens are numerical tokens(e.g., 0, 1, 2, 3). Also, we find the modal verbs (e.g. should, will, can) is decreased, Figure 1’s left answer example shows, the wrong anser uses many ‘I’ll’ but don’t do actual caculations.

Table 4: SLOT hyperparameter ablation on AIME-24 for DeepSeek-R1-Distill-Qwen-1.5B, including accuracy (Acc%), prompt processing throughput (SI), and generation throughput (SO). For the baseline case ( $T = 0$ ), we have an accuracy of 26.67%, SI of 12.2, SO of 967.84.

Iter.	$\eta = 0.01$			$\eta = 0.05$			$\eta = 0.1$			$\eta = 0.2$		
	(T)	Acc%	SI	SO	Acc%	SI	SO	Acc%	SI	SO	Acc%	SI
1	33.33	10.62	737.08	33.33	10.13	727.70	30.00	9.64	848.40	36.67	10.15	867.84
2	30.00	10.55	793.12	30.00	9.63	909.47	26.67	9.99	794.36	23.33	10.55	780.46
3	26.67	11.32	804.86	30.00	13.48	967.37	36.67	10.25	786.38	33.33	10.19	789.12
4	30.00	10.49	783.06	<b>40.00</b>	10.07	795.47	33.33	9.63	815.11	36.67	9.22	734.63
5	23.33	9.58	856.08	<b>40.00</b>	10.10	770.47	30.00	9.90	791.13	26.67	8.43	830.09

shown in Tab. 4, most configurations consistently outperform the original model, indicating that SLOT is relatively insensitive to these hyperparameters. Among the test settings, the configurations of ( $T = 4, \eta = 0.05$ ) and ( $T = 5, \eta = 0.05$ ) achieve the highest accuracy of 40.00%, representing a 13.33 percent improvement over the baseline.

In addition to accuracy, we evaluate the inference efficiency of SLOT using two metrics: speed\_input (SI), which measures prompt processing throughput (tokens per second), and speed\_output (SO), which measures generation throughput (new tokens per second) [18]. Compared to the baseline SI of 12.2 tokens/sec, incorporating a single SLOT optimization iteration results in an SI of 10.62, reflecting a 12% reduction in prompt processing speed. However, increasing the number of optimization steps does not incur more additional costs since the involved features of the last layer are cached and re-used through the optimization steps. For SO, since SLOT only introduces the addition of a lightweight vector after the final hidden layer, the generation speed is only slightly reduced and remains stable regardless of the number of optimization steps  $T$  applied during the prompt stage.

## 5 Conclusion

We introduced SLOT, a novel test-time adaptation approach that optimizes a lightweight, sample-specific parameter vector added to the final hidden features of large language model. By minimizing the cross-entropy loss on the input prompt itself over a few optimization steps, SLOT efficiently aligns the model more closely with the given instruction, leveraging cached last-layer features to ensure minimal computational overhead. Our experiments demonstrate significant performance im-

provements on challenging reasoning benchmarks such as GSM8K, AIME24, and GPQA across various LLMs; for instance, Qwen2.5-7B gained 8.65% on GSM8K, and DeepSeek-R1-Distill-Llama-70B achieved state-of-the-art GPQA results for its class. Analysis of the induced logit modulation suggests SLOT encourages deeper reasoning by enhancing the probability of relevant tokens. While SLOT offers a practical method for on-the-fly adaptation, future work might explore adaptive optimization schemes or its efficacy across an even broader range of tasks and modalities.

## References

- [1] Geffen Albalak, Harshay Shah, Jonathan Shoob, Peng Qi, Xinyun Chen, Denny Zhou, Pengcheng He, Yi Luan, Yotam Gingold, Shay Cohen, and Ofir Press. Benchmarking reasoning robustness in large language models. *arXiv preprint arXiv:2503.04550*, 2025.
- [2] Jinze Bai, Shuai Bai, Yunfei Chu, Zeyu Cui, Kai Dang, Xiaodong Deng, Yang Fan, Wenbin Ge, Yu Han, Fei Huang, et al. Qwen technical report. *arXiv preprint arXiv:2309.16609*, 2023.
- [3] Noah Constant Brian Lester, Rami Al-Rfou. The power of scale for parameter-efficient prompt tuning. In *Proceedings of the 2021 Conference on Empirical Methods in Natural Language Processing (EMNLP)*, pages 3045–3059. Association for Computational Linguistics, 2021.
- [4] Tom B Brown, Benjamin Mann, Nick Ryder, Melanie Subbiah, Jared D Kaplan, Prafulla Dhariwal, Arvind Neelakantan, Pranav Shyam, Girish Sastry, Amanda Askell, et al. Language models are few-shot learners. In *Advances in Neural Information Processing Systems (NeurIPS)*, volume 33, pages 1877–1901, 2020.
- [5] Mark Chen, Jerry Tworek, Heewoo Jun, Qiming Yuan, Henrique Ponde De Oliveira Pinto, Jared Kaplan, Harri Edwards, Yuri Burda, Nicholas Joseph, Greg Brockman, et al. Evaluating large language models trained on code. *arXiv preprint arXiv:2107.03374*, 2021.
- [6] Po-Yi Chen, Subhajit Chaudhury, S. H. Huang, Tsung-Yi Ho, and F. D. Salim. Improving black-box robustness with in-context rewriting. *arXiv preprint arXiv:2402.08225*, 2024.
- [7] Karl Cobbe, Vineet Kosaraju, Mohammad Bavarian, Mark Chen, Heewoo Jun, Lukasz Kaiser, Matthias Plappert, Jerry Tworek, Jacob Hilton, Reiichiro Nakano, Christopher Hesse, and John Schulman. Training verifiers to solve math word problems. *arXiv preprint arXiv:2110.14168*, 2021.
- [8] Mohammad Zalbagi Darestani, K. Liu, and R. G. Baraniuk. Test-time training can close the natural distribution shift performance gap in deep learning based compressed sensing. In *Proceedings of the 39th International Conference on Machine Learning*, volume 162 of *Proceedings of Machine Learning Research*, pages 4700–4714, 2022.
- [9] Matias Gandelsman, Yu Sun, Evangelos Ntavelis, Katerina Fragkiadaki, Alexei A. Efros, Fisher Yu, and Sayna Ebrahimi. Beyond model adaptation at test time: A survey. *arXiv preprint arXiv:2411.03687*, 2024.
- [10] Manan Goyal, Ananya Kumar, Surbhi Goel, C. C. Abhishek, Sergey Levine, P. J. Narayanan, and Sanjiv Kumar. On pitfalls of test-time adaptation. In *The Eleventh International Conference on Learning Representations*, 2023.
- [11] Aaron Grattafiori, Abhimanyu Dubey, Abhinav Jauhri, Abhinav Pandey, Abhishek Kadian, Ahmad Al-Dahle, Aiesha Letman, Akhil Mathur, Alan Schelten, Alex Vaughan, et al. The llama 3 herd of models. *arXiv preprint arXiv:2407.21783*, 2024.
- [12] Daya Guo, Dejian Yang, Haowei Zhang, Junxiao Song, Ruoyu Zhang, Runxin Xu, Qihao Zhu, Shirong Ma, Peiyi Wang, Xiao Bi, et al. Deepseek-r1: Incentivizing reasoning capability in llms via reinforcement learning. *arXiv preprint arXiv:2501.12948*, 2025.
- [13] Dan Hendrycks, Collin Burns, Saurav Kadavath, Akul Arora, Steven Basart, Eric Tang, Dawn Song, and Jacob Steinhardt. Measuring mathematical problem solving with the math dataset. *arXiv preprint arXiv:2103.03874*, 2021.

- [14] Neil Houlsby, Andrei Giurgiu, Stanislaw Jastrzebski, Bruna Morrone, Quentin De Laroussilhe, Andrea Gesmundo, Mona Attariyan, and Sylvain Gelly. Parameter-efficient transfer learning for nlp. In *International Conference on Machine Learning (ICML)*, pages 2790–2799. PMLR, 2019.
- [15] Jeremy Howard. The surprising effectiveness of test-time training for few-shot learning. *arXiv preprint arXiv:2411.07279*, 2024.
- [16] Edward J Hu, Yelong Shen, Phillip Wallis, Zeyuan Allen-Zhu, Yuanzhi Li, Shean Wang, Lu Wang, and Weizhu Chen. LoRA: Low-rank adaptation of large language models. In *International Conference on Learning Representations (ICLR)*, 2022.
- [17] Yuzhen Huang, Yuzhuo Bai, Zhihao Zhu, Junlei Zhang, Jinghan Zhang, Tangjun Su, Junteng Liu, Chuancheng Lv, Yikai Zhang, Jiayi Lei, Yao Fu, Maosong Sun, and Junxian He. C-eval: A multi-level multi-discipline chinese evaluation suite for foundation models, 2023.
- [18] Woosuk Kwon, Zhuohan Li, Siyuan Zhuang, Ying Sheng, Lianmin Zheng, Cody Hao Yu, Joseph E. Gonzalez, Hao Zhang, and Ion Stoica. Efficient memory management for large language model serving with pagedattention. In *Proceedings of the ACM SIGOPS 29th Symposium on Operating Systems Principles*, 2023.
- [19] Hengxing Li, Huaixiang Qi, Lucka Gianluca, Bingsheng Yao, Guanyu Feng, Yefan Zhou, Yuanzhe Zhang, Wenbi Zha, Patrick Vincenzo, Mirco Bornemann, Cong Liu, Lichao Sun, Dongsheng Li, Zhangyang Wang, James Zou, Ryan He, Mohit Bansal, and Huaxiu Yao. Stop overthinking: A survey on efficient reasoning for large language models. *arXiv preprint arXiv:2503.16419*, 2025.
- [20] Liang Percy Li, Xiang Lisa. Prefix-tuning: Optimizing continuous prompts for generation. In *Proceedings of the 59th Annual Meeting of the Association for Computational Linguistics and the 11th International Joint Conference on Natural Language Processing (ACL-IJCNLP)*, volume 1, pages 4582–4597. Association for Computational Linguistics, 2021.
- [21] Yuan Li, Hongjie Zhang, Peng Liu, Qimai Li, Xiaotian Hao, Wenxuan Wang, Yunhe Wang, and Junmo Kim. Ttrl: Test-time reinforcement learning. *arXiv preprint arXiv:2504.16084*, 2025.
- [22] Jason Liu, G. Yao Zhang, C. Finn, and M. Gandelsman. A survey on llm test-time compute via search: Tasks, llm profiling, search algorithms, and relevant frameworks. *arXiv preprint arXiv:2501.10069*, 2025.
- [23] Xiao Liu, Kaixuan Ji, Yicheng Fu, Weng Lam Tam, Zhengxiao Du, Zhilin Yang, and Jie Tang. P-tuning v2: Prompt tuning can be comparable to fine-tuning universally across scales and tasks. In *Proceedings of the 60th Annual Meeting of the Association for Computational Linguistics (ACL)*, volume 2, pages 61–68, Dublin, Ireland, 2022. Association for Computational Linguistics.
- [24] Yang Liu, Yu-Xiong Wang, Fuchun Sun, Wenguan Wang, Luc Van Gool, and Dengxin Dai. Ttt++: When does self-supervised test-time training fail or thrive? In *Advances in Neural Information Processing Systems*, 2021.
- [25] Ilya Loshchilov and Frank Hutter. Decoupled weight decay regularization. *arXiv preprint arXiv:1711.05101*, 2019.
- [26] Aman Madaan, S. Zhou, U. Alon, S. Chen, M. Richardson, D. H. Lee, Y. Alon, Y. Tsvetkov, D. Roth, G. Neubig, and Y. Wadden. Adaptive inference-time compute: LLMs can predict if they can do better, even mid-generation. *arXiv preprint arXiv:2410.02725*, 2024.
- [27] Sewon Min, Xinxu Lyu, Ari Holtzman, Mikel Artetxe, Mike Lewis, Hannaneh Hajishirzi, and Luke Zettlemoyer. Rethinking the role of demonstrations: What makes in-context learning work? In *Proceedings of the 2022 Conference on Empirical Methods in Natural Language Processing (EMNLP)*, pages 11048–11064, Abu Dhabi, United Arab Emirates, 2022. Association for Computational Linguistics.

- [28] David Rein, Betty Li Hou, Asa Cooper Stickland, Jackson Petty, Richard Yuanzhe Pang, Julien Dirani, Julian Michael, and Samuel R Bowman. Gpqa: A graduate-level google-proof q&a benchmark. In *First Conference on Language Modeling*, 2024.
- [29] Yu Sun, Xiaolong Wang, Zhuang Liu, John Miller, Alexei A. Efros, and Moritz Hardt. Test-time training with self-supervision for generalization under distribution shifts. In *Proceedings of the 37th International Conference on Machine Learning*, volume 119 of *Proceedings of Machine Learning Research*, pages 9234–9245, 2020.
- [30] Yuhuai Sun, Xiaolong Wang, Zhengqi Li, Ravi Ramamoorthi, and Moritz Hardt. Test-time training with self-supervision for generalization under distribution shifts. In *International Conference on Machine Learning (ICML)*, pages 9213–9223. PMLR, 2020.
- [31] Alex Wang, G. Bucur, V. Zhao, Jason D. Lee, and A. G. Wilson. Learning to (learn at test time). *arXiv preprint arXiv:2310.13807*, 2023.
- [32] Chun Chieh Wang, T. C. Lo, K. Lee, and F. Ma. Augmented test-time adaptation for implicit discourse relation recognition. In *The Eleventh International Conference on Learning Representations*, 2023.
- [33] Dequan Wang, Evan Shelhamer, Shaoteng Liu, Bruno Olshausen, and Trevor Darrell. Tent: Fully test-time adaptation by entropy minimization. In *International Conference on Learning Representations (ICLR)*, 2021.
- [34] Qian Wang, Ganning Zhao, Aleksei Gorkovenko, Thomas Bäck, Aske Plaat, Jan van Rijn, Cor J. Veenman, and Thomas G. Fai. A comprehensive survey on test-time adaptation under distribution shifts. *arXiv preprint arXiv:2303.15361*, 2023.
- [35] Xuezhi Wang, Jason Wei, Dale Schuurmans, Quoc Le, Ed Chi, Sharan Narang, Aakanksha Chowdhery, and Denny Zhou. Self-consistency improves chain of thought reasoning in language models. In *International Conference on Learning Representations*, 2023.
- [36] An Yang, Baosong Yang, Beichen Zhang, Binyuan Hui, Bo Zheng, Bowen Yu, Chengyuan Li, Dayiheng Liu, Fei Huang, Haoran Wei, et al. Qwen2. 5 technical report. *arXiv preprint arXiv:2412.15115*, 2024.
- [37] An Yang, Beichen Zhang, Binyuan Hui, Bofei Gao, Bowen Yu, Chengpeng Li, Dayiheng Liu, Jianhong Tu, Jingren Zhou, Junyang Lin, Keming Lu, Mingfeng Xue, Runji Lin, Tianyu Liu, Xingzhang Ren, and Zhenru Zhang. Qwen2.5-math technical report: Toward mathematical expert model via self-improvement, 2024.
- [38] Shunyu Yao, Dian Yu, Jeffrey Zhao, Izhak Shafran, Thomas L. Griffiths, Yuan Cao, and Karthik Narasimhan. Tree of thoughts: Deliberate problem solving with large language models. In *Advances in Neural Information Processing Systems*, 2023.
- [39] Yossi Youdim, M. J. Bency, Tomer Shpak, H. Ben Shitrit, H. Ben-Younes, Shie Mannor, and Lior Wolf. Test-time training with masked autoencoders. In *Advances in Neural Information Processing Systems*, 2022.
- [40] Cheng-Chun Yu, C. C. Yang, C. W. Lin, and S. T. Lin. Tttflow: Unsupervised test-time training with normalizing flow. *arXiv preprint arXiv:2203.03952*, 2022.
- [41] Guangyao Zhang, Wenzhang Li, Kevin Luo, Jason Liu, Yufan Zhou, Zicheng Liu, D. S. Park, S. J. Oh, S. Ebrahimi, Yang Liu, A. A. Efros, Li Fei-Fei, Chelsea Finn, and M. Gandelsman. Test-time compute: from system-1 thinking to system-2 thinking. *arXiv preprint arXiv:2501.02497*, 2025.
- [42] Ran Zhang, Bowen Dong, Chen-Chen Hsieh, Jialin Ding, Letao Wang, Jien Kato, Klaus Schoeffmann, and Meng Wang. Towards real-world test-time adaptation: Tri-net self-training with balanced normalization. *arXiv preprint arXiv:2309.14949*, 2023.
- [43] Xin Zhang, Mengzhu Wang, Yiwen Zhang, Lei Wang, Haoran Xie, and Qing Li. Stta: enhanced text classification via selective test-time augmentation and pseudo-labeling. *Scientific Reports*, 14(1):755, 2024.

- [44] Yao Zhang, S. Kumar, and J. Andreas. Learning how hard to think: Input-adaptive allocation of lm computation. In *The Twelfth International Conference on Learning Representations*, 2024.
- [45] Ganning Zhao, Qian Wang, Z. Gan, J. Sun, Y. H. Yang, M. Yang, Xin Wang, X. Liu, T. G. Fai, A. Plaat, T. Bäck, and D. Grangier. Can 1b llm surpass 405b llm? rethinking compute-optimal test-time scaling. *arXiv preprint arXiv:2502.06703*, 2025.

## A Source Code Implementation

We present the core part of our source code implementation below in this appendix for our algorithm to facilitate reproducibility of our results.

```
1 # --- Code related to triggering generation ---
2 # Resetting the flag for the *next* sample/question
3 # Note: The model.generate call likely happens *after* the forward
4 # The logic controlling prompt_only reset should be managed in the
5 # inference loop.
6 os.environ["prompt_only"] = "True" # This likely belongs outside the
7 # model's forward pass, before processing a new sample
8 outputs = model.generate(
9     **inputs,
10    **generation_params,
11 )
12
13 # --- Code in models' forward ---
14
15 ## hidden_states is the last hidden states
16 prompt_only = os.environ.get("prompt_only", "False") == "True"
17 if prompt_only:
18     with torch.enable_grad():
19         delta = nn.Parameter(0.0 * torch.randn([1, 1, hidden_states.
20             shape[-1]]).to(hidden_states))
21         optimizer = torch.optim.AdamW([delta], lr=0.01, weight_decay=1
22             e-8, eps=1e-5)
23
24         # Optimization loop (T=3 steps)
25         for time in range(3):
26             optimizer.zero_grad()
27             transformed_hidden = hidden_states + delta
28             logits = self.lm_head(transformed_hidden)
29
30             # Calculate LM loss on the prompt
31             loss_fct = nn.CrossEntropyLoss()
32             shift_logits = logits[..., :-1, :].contiguous()
33             shift_labels = input_ids[:, 1:].contiguous()
34             loss = loss_fct(shift_logits.view(-1, shift_logits.size
35                 (-1)), shift_labels.view(-1))
36
37             loss.backward()
38             optimizer.step()
39
40             # Store the optimized delta for reuse
41             self.delta = delta
42             # Apply optimized delta immediately after optimization
43             hidden_states = hidden_states + self.delta
44             # Set flag to indicate optimization is done for this sample
45             os.environ["prompt_only"] = "False"
46 else:
47     # Reuse the stored optimized delta for subsequent generation steps
48     hidden_states = hidden_states + self.delta
49
50 ## then the hidden states is processed with lm_head to get logits
```

Listing 1: Core implementation snippet for SLOT optimization.







<p><b>Question:</b> Twenty dozen cups cost \$1200 less than the total cost of half a dozen plates sold at \$6000 each. Calculate the total cost of buying each cup. <b>(Correct Answer: 145)</b></p>	
<p> <b>Qwen2.5-7B Without SLOT</b></p> <p>&lt;think&gt; To solve this problem, I'll first calculate the cost of half a dozen plates and then use that information to find the cost of each cup. &lt;/think&gt; &lt;answer&gt; <b>The total cost of buying each cup is \$100.</b> &lt;/answer&gt;</p>	<p> <b>Qwen2.5-7B With SLOT</b></p> <p>&lt;think&gt;First, let's calculate the total cost of half a dozen plates sold at \$6000 each. Half a dozen plates would be 6 plates, so the total cost would be 6 plates * \$6000/plate = \$36000. Now, we know that twenty dozen cups cost \$1200 less than the total cost of half a dozen plates. So, the total cost of twenty dozen cups would be \$36000 - \$1200 = \$34800. Since twenty dozen cups equal 240 cups, the total cost of buying each cup would be \$34800 / 240 cups = \$145/cup.&lt;/think&gt; &lt;answer&gt;<b>\$145/cup</b>&lt;/answer&gt;</p>
<p><b>Question:</b> Brian's basement was damp and musty, so he bought a dehumidifier to remove moisture out of the air. The device has three speeds: low, medium, and high. Brian tested the device's efficiency and he found that the low setting removes 1 liter of water out of the air per day, the medium setting removes twice as much water per day as the low setting, and the high setting removes twice as much water per day as the medium setting. If Brian ran the dehumidifier for 3 days on the low setting, then an additional 3 days on the medium setting, and then an additional 5 days on the high setting, what is the total amount of water that the dehumidifier removed from the air in his basement, in liters?. <b>(Correct Answer: 29)</b></p>	
<p> <b>Qwen2.5-7B Without SLOT</b></p> <p>&lt;think&gt; To find the total amount of water removed, we need to calculate the amount removed on each setting and then add them together. The low setting removes 1 liter per day, the medium setting removes twice as much as the low setting, and the high setting removes twice as much as the medium setting. &lt;/think&gt; &lt;answer&gt; <b>The total amount of water removed is 30 liters.</b> &lt;/answer&gt;</p>	<p> <b>Qwen2.5-7B With SLOT</b></p> <p>&lt;think&gt;First, let's calculate the amount of water removed per day for each setting. Low setting removes 1 liter/day, medium setting removes twice as much as low, so 2 liters/day, and high setting removes twice as much as medium, so 4 liters/day. Then, we'll multiply the daily removal by the number of days Brian ran the dehumidifier on each setting. Low setting: 1 liter/day * 3 days = 3 liters. Medium setting: 2 liters/day * 3 days = 6 liters. High setting: 4 liters/day * 5 days = 20 liters. Finally, we'll add up the water removed from each setting to get the total amount removed from the basement.&lt;/think&gt;&lt;answer&gt;<b>3 liters + 6 liters + 20 liters = 29 liters. The dehumidifier removed a total of 29 liters of water from Brian's basement.</b>&lt;/answer&gt;</p>
<p><b>Question:</b> Ducks need to eat 3.5 pounds of insects each week to survive. If there is a flock of ten ducks, how many pounds of insects do they need per day? <b>(Correct Answer: 5)</b></p>	
<p> <b>Qwen2.5-7B Without SLOT</b></p> <p>&lt;think&gt; To find out how many pounds of insects the flock of ten ducks need per day, I'll first calculate the total amount of insects needed for the week and then divide that by the number of days in a week. &lt;/think&gt; &lt;answer&gt; <b>The flock of ten ducks needs 35 pounds of insects per day.</b> &lt;/answer&gt;</p>	<p> <b>Qwen2.5-7B With SLOT</b></p> <p>&lt;think&gt; To solve this problem, I need to first find out how many pounds of insects ten ducks need per week. Since each duck needs 3.5 pounds per week, ten ducks would need 3.5 pounds/duck * 10 ducks = 35 pounds per week. Now, I need to convert this weekly amount into a daily amount. There are 7 days in a week, so I'll divide the weekly amount by 7. That gives me 35 pounds/week ÷ 7 days/week = 5 pounds per day. &lt;/think&gt;&lt;answer&gt; <b>The flock of ten ducks needs 5 pounds of insects per day.</b> &lt;/answer&gt;</p>

Figure 4: Samples of the comparison between with SLOT and without SLOT in GSM8K. We mark the mistakes in the original responses with red, and the correct answer with blue.

## **B Samples of SLOT**

In Fig. 4, we demonstrate some examples of model responses. After applying SLOT, Qwen2.5-7B is able to correct the mistakes made in the original responses (marked in red), thus improving model accuracy.

## NeurIPS Paper Checklist

### 1. Claims

Question: Do the main claims made in the abstract and introduction accurately reflect the paper's contributions and scope?

Answer: [\[Yes\]](#)

Justification: We clearly express our motivation and insight in the abstract and introduction. The contributions are summarized in the introduction.

Guidelines:

- The answer NA means that the abstract and introduction do not include the claims made in the paper.
- The abstract and/or introduction should clearly state the claims made, including the contributions made in the paper and important assumptions and limitations. A No or NA answer to this question will not be perceived well by the reviewers.
- The claims made should match theoretical and experimental results, and reflect how much the results can be expected to generalize to other settings.
- It is fine to include aspirational goals as motivation as long as it is clear that these goals are not attained by the paper.

### 2. Limitations

Question: Does the paper discuss the limitations of the work performed by the authors?

Answer: [\[NA\]](#)

Justification: The proposed method seems to exhibit no obvious limitations within the research domain discussed in this paper.

Guidelines:

- The answer NA means that the paper has no limitation while the answer No means that the paper has limitations, but those are not discussed in the paper.
- The authors are encouraged to create a separate "Limitations" section in their paper.
- The paper should point out any strong assumptions and how robust the results are to violations of these assumptions (e.g., independence assumptions, noiseless settings, model well-specification, asymptotic approximations only holding locally). The authors should reflect on how these assumptions might be violated in practice and what the implications would be.
- The authors should reflect on the scope of the claims made, e.g., if the approach was only tested on a few datasets or with a few runs. In general, empirical results often depend on implicit assumptions, which should be articulated.
- The authors should reflect on the factors that influence the performance of the approach. For example, a facial recognition algorithm may perform poorly when image resolution is low or images are taken in low lighting. Or a speech-to-text system might not be used reliably to provide closed captions for online lectures because it fails to handle technical jargon.
- The authors should discuss the computational efficiency of the proposed algorithms and how they scale with dataset size.
- If applicable, the authors should discuss possible limitations of their approach to address problems of privacy and fairness.
- While the authors might fear that complete honesty about limitations might be used by reviewers as grounds for rejection, a worse outcome might be that reviewers discover limitations that aren't acknowledged in the paper. The authors should use their best judgment and recognize that individual actions in favor of transparency play an important role in developing norms that preserve the integrity of the community. Reviewers will be specifically instructed to not penalize honesty concerning limitations.

### 3. Theory assumptions and proofs

Question: For each theoretical result, does the paper provide the full set of assumptions and a complete (and correct) proof?

Answer: [NA]

Justification: The paper does not include theoretical results.

Guidelines:

- The answer NA means that the paper does not include theoretical results.
- All the theorems, formulas, and proofs in the paper should be numbered and cross-referenced.
- All assumptions should be clearly stated or referenced in the statement of any theorems.
- The proofs can either appear in the main paper or the supplemental material, but if they appear in the supplemental material, the authors are encouraged to provide a short proof sketch to provide intuition.
- Inversely, any informal proof provided in the core of the paper should be complemented by formal proofs provided in appendix or supplemental material.
- Theorems and Lemmas that the proof relies upon should be properly referenced.

#### 4. Experimental result reproducibility

Question: Does the paper fully disclose all the information needed to reproduce the main experimental results of the paper to the extent that it affects the main claims and/or conclusions of the paper (regardless of whether the code and data are provided or not)?

Answer: [Yes]

Justification: Our paper provides a detailed account of implementation details of our method for reproducing.

Guidelines:

- The answer NA means that the paper does not include experiments.
- If the paper includes experiments, a No answer to this question will not be perceived well by the reviewers: Making the paper reproducible is important, regardless of whether the code and data are provided or not.
- If the contribution is a dataset and/or model, the authors should describe the steps taken to make their results reproducible or verifiable.
- Depending on the contribution, reproducibility can be accomplished in various ways. For example, if the contribution is a novel architecture, describing the architecture fully might suffice, or if the contribution is a specific model and empirical evaluation, it may be necessary to either make it possible for others to replicate the model with the same dataset, or provide access to the model. In general, releasing code and data is often one good way to accomplish this, but reproducibility can also be provided via detailed instructions for how to replicate the results, access to a hosted model (e.g., in the case of a large language model), releasing of a model checkpoint, or other means that are appropriate to the research performed.
- While NeurIPS does not require releasing code, the conference does require all submissions to provide some reasonable avenue for reproducibility, which may depend on the nature of the contribution. For example
  - (a) If the contribution is primarily a new algorithm, the paper should make it clear how to reproduce that algorithm.
  - (b) If the contribution is primarily a new model architecture, the paper should describe the architecture clearly and fully.
  - (c) If the contribution is a new model (e.g., a large language model), then there should either be a way to access this model for reproducing the results or a way to reproduce the model (e.g., with an open-source dataset or instructions for how to construct the dataset).
  - (d) We recognize that reproducibility may be tricky in some cases, in which case authors are welcome to describe the particular way they provide for reproducibility. In the case of closed-source models, it may be that access to the model is limited in some way (e.g., to registered users), but it should be possible for other researchers to have some path to reproducing or verifying the results.

#### 5. Open access to data and code

Question: Does the paper provide open access to the data and code, with sufficient instructions to faithfully reproduce the main experimental results, as described in supplemental material?

Answer: [No]

Justification: We will make all code and pre-trained models available when paper is accepted.

Guidelines:

- The answer NA means that paper does not include experiments requiring code.
- Please see the NeurIPS code and data submission guidelines (<https://nips.cc/public/guides/CodeSubmissionPolicy>) for more details.
- While we encourage the release of code and data, we understand that this might not be possible, so “No” is an acceptable answer. Papers cannot be rejected simply for not including code, unless this is central to the contribution (e.g., for a new open-source benchmark).
- The instructions should contain the exact command and environment needed to run to reproduce the results. See the NeurIPS code and data submission guidelines (<https://nips.cc/public/guides/CodeSubmissionPolicy>) for more details.
- The authors should provide instructions on data access and preparation, including how to access the raw data, preprocessed data, intermediate data, and generated data, etc.
- The authors should provide scripts to reproduce all experimental results for the new proposed method and baselines. If only a subset of experiments are reproducible, they should state which ones are omitted from the script and why.
- At submission time, to preserve anonymity, the authors should release anonymized versions (if applicable).
- Providing as much information as possible in supplemental material (appended to the paper) is recommended, but including URLs to data and code is permitted.

## 6. Experimental setting/details

Question: Does the paper specify all the training and test details (e.g., data splits, hyperparameters, how they were chosen, type of optimizer, etc.) necessary to understand the results?

Answer: [Yes]

Justification: We provide implementation details and experimental setup in Sec. 4.1, Implementation Details and Sec. 4.2, Experimental Setup.

Guidelines:

- The answer NA means that the paper does not include experiments.
- The experimental setting should be presented in the core of the paper to a level of detail that is necessary to appreciate the results and make sense of them.
- The full details can be provided either with the code, in appendix, or as supplemental material.

## 7. Experiment statistical significance

Question: Does the paper report error bars suitably and correctly defined or other appropriate information about the statistical significance of the experiments?

Answer: [No]

Justification: We evaluate the effectiveness and robustness of the proposed method according to the commonly used practices in the field.

Guidelines:

- The answer NA means that the paper does not include experiments.
- The authors should answer “Yes” if the results are accompanied by error bars, confidence intervals, or statistical significance tests, at least for the experiments that support the main claims of the paper.

- The factors of variability that the error bars are capturing should be clearly stated (for example, train/test split, initialization, random drawing of some parameter, or overall run with given experimental conditions).
- The method for calculating the error bars should be explained (closed form formula, call to a library function, bootstrap, etc.)
- The assumptions made should be given (e.g., Normally distributed errors).
- It should be clear whether the error bar is the standard deviation or the standard error of the mean.
- It is OK to report 1-sigma error bars, but one should state it. The authors should preferably report a 2-sigma error bar than state that they have a 96% CI, if the hypothesis of Normality of errors is not verified.
- For asymmetric distributions, the authors should be careful not to show in tables or figures symmetric error bars that would yield results that are out of range (e.g. negative error rates).
- If error bars are reported in tables or plots, The authors should explain in the text how they were calculated and reference the corresponding figures or tables in the text.

#### 8. Experiments compute resources

Question: For each experiment, does the paper provide sufficient information on the computer resources (type of compute workers, memory, time of execution) needed to reproduce the experiments?

Answer: [Yes]

Justification: We specify the type of compute workers in experiments.

Guidelines:

- The answer NA means that the paper does not include experiments.
- The paper should indicate the type of compute workers CPU or GPU, internal cluster, or cloud provider, including relevant memory and storage.
- The paper should provide the amount of compute required for each of the individual experimental runs as well as estimate the total compute.
- The paper should disclose whether the full research project required more compute than the experiments reported in the paper (e.g., preliminary or failed experiments that didn't make it into the paper).

#### 9. Code of ethics

Question: Does the research conducted in the paper conform, in every respect, with the NeurIPS Code of Ethics <https://neurips.cc/public/EthicsGuidelines>?

Answer: [Yes]

Justification: We follow the NeurIPS Code of Ethics.

Guidelines:

- The answer NA means that the authors have not reviewed the NeurIPS Code of Ethics.
- If the authors answer No, they should explain the special circumstances that require a deviation from the Code of Ethics.
- The authors should make sure to preserve anonymity (e.g., if there is a special consideration due to laws or regulations in their jurisdiction).

#### 10. Broader impacts

Question: Does the paper discuss both potential positive societal impacts and negative societal impacts of the work performed?

Answer: [NA]

Justification: We believe that our study will not pose any negative societal impacts due to its theoretical nature.

Guidelines:

- The answer NA means that there is no societal impact of the work performed.

- If the authors answer NA or No, they should explain why their work has no societal impact or why the paper does not address societal impact.
- Examples of negative societal impacts include potential malicious or unintended uses (e.g., disinformation, generating fake profiles, surveillance), fairness considerations (e.g., deployment of technologies that could make decisions that unfairly impact specific groups), privacy considerations, and security considerations.
- The conference expects that many papers will be foundational research and not tied to particular applications, let alone deployments. However, if there is a direct path to any negative applications, the authors should point it out. For example, it is legitimate to point out that an improvement in the quality of generative models could be used to generate deepfakes for disinformation. On the other hand, it is not needed to point out that a generic algorithm for optimizing neural networks could enable people to train models that generate Deepfakes faster.
- The authors should consider possible harms that could arise when the technology is being used as intended and functioning correctly, harms that could arise when the technology is being used as intended but gives incorrect results, and harms following from (intentional or unintentional) misuse of the technology.
- If there are negative societal impacts, the authors could also discuss possible mitigation strategies (e.g., gated release of models, providing defenses in addition to attacks, mechanisms for monitoring misuse, mechanisms to monitor how a system learns from feedback over time, improving the efficiency and accessibility of ML).

## 11. Safeguards

Question: Does the paper describe safeguards that have been put in place for responsible release of data or models that have a high risk for misuse (e.g., pretrained language models, image generators, or scraped datasets)?

Answer: [NA]

Justification: Our paper does not contain data or models that are at high risk of misuse.

Guidelines:

- The answer NA means that the paper poses no such risks.
- Released models that have a high risk for misuse or dual-use should be released with necessary safeguards to allow for controlled use of the model, for example by requiring that users adhere to usage guidelines or restrictions to access the model or implementing safety filters.
- Datasets that have been scraped from the Internet could pose safety risks. The authors should describe how they avoided releasing unsafe images.
- We recognize that providing effective safeguards is challenging, and many papers do not require this, but we encourage authors to take this into account and make a best faith effort.

## 12. Licenses for existing assets

Question: Are the creators or original owners of assets (e.g., code, data, models), used in the paper, properly credited and are the license and terms of use explicitly mentioned and properly respected?

Answer: [Yes]

Justification: We cite the datasets used in our paper and give a brief introduction.

Guidelines:

- The answer NA means that the paper does not use existing assets.
- The authors should cite the original paper that produced the code package or dataset.
- The authors should state which version of the asset is used and, if possible, include a URL.
- The name of the license (e.g., CC-BY 4.0) should be included for each asset.
- For scraped data from a particular source (e.g., website), the copyright and terms of service of that source should be provided.

- If assets are released, the license, copyright information, and terms of use in the package should be provided. For popular datasets, [paperswithcode.com/datasets](https://paperswithcode.com/datasets) has curated licenses for some datasets. Their licensing guide can help determine the license of a dataset.
- For existing datasets that are re-packaged, both the original license and the license of the derived asset (if it has changed) should be provided.
- If this information is not available online, the authors are encouraged to reach out to the asset's creators.

### 13. **New assets**

Question: Are new assets introduced in the paper well documented and is the documentation provided alongside the assets?

Answer: [NA]

Justification: We do not release new assets.

Guidelines:

- The answer NA means that the paper does not release new assets.
- Researchers should communicate the details of the dataset/code/model as part of their submissions via structured templates. This includes details about training, license, limitations, etc.
- The paper should discuss whether and how consent was obtained from people whose asset is used.
- At submission time, remember to anonymize your assets (if applicable). You can either create an anonymized URL or include an anonymized zip file.

### 14. **Crowdsourcing and research with human subjects**

Question: For crowdsourcing experiments and research with human subjects, does the paper include the full text of instructions given to participants and screenshots, if applicable, as well as details about compensation (if any)?

Answer: [NA]

Justification: Our paper does not involve human subjects.

Guidelines:

- The answer NA means that the paper does not involve crowdsourcing nor research with human subjects.
- Including this information in the supplemental material is fine, but if the main contribution of the paper involves human subjects, then as much detail as possible should be included in the main paper.
- According to the NeurIPS Code of Ethics, workers involved in data collection, curation, or other labor should be paid at least the minimum wage in the country of the data collector.

### 15. **Institutional review board (IRB) approvals or equivalent for research with human subjects**

Question: Does the paper describe potential risks incurred by study participants, whether such risks were disclosed to the subjects, and whether Institutional Review Board (IRB) approvals (or an equivalent approval/review based on the requirements of your country or institution) were obtained?

Answer: [NA]

Justification: Our paper has nothing to do with crowdsourcing and human subjects.

Guidelines:

- The answer NA means that the paper does not involve crowdsourcing nor research with human subjects.
- Depending on the country in which research is conducted, IRB approval (or equivalent) may be required for any human subjects research. If you obtained IRB approval, you should clearly state this in the paper.

- We recognize that the procedures for this may vary significantly between institutions and locations, and we expect authors to adhere to the NeurIPS Code of Ethics and the guidelines for their institution.
- For initial submissions, do not include any information that would break anonymity (if applicable), such as the institution conducting the review.

#### 16. **Declaration of LLM usage**

Question: Does the paper describe the usage of LLMs if it is an important, original, or non-standard component of the core methods in this research? Note that if the LLM is used only for writing, editing, or formatting purposes and does not impact the core methodology, scientific rigorousness, or originality of the research, declaration is not required.

Answer: [NA]

Justification: Our method does not involve LLMs as any important, original, or non-standard components.

Guidelines:

- The answer NA means that the core method development in this research does not involve LLMs as any important, original, or non-standard components.
- Please refer to our LLM policy (<https://neurips.cc/Conferences/2025/LLM>) for what should or should not be described.