

LLM-DSE: Searching Accelerator Parameters with LLM Agents

Hanyu Wang^{*†} Xinrui Wu^{*†} Zijian Ding^{*†} Su Zheng[‡] Chengyue Wang[†]
 Neha Prakriya[†] Tony Nowatzki[†] Yizhou Sun[†] Jason Cong[†]

Abstract

Even though high-level synthesis (HLS) tools mitigate the challenges of programming domain-specific accelerators (DSAs) by raising the abstraction level, optimizing hardware directive parameters remains a significant hurdle. Existing heuristic and learning-based methods struggle with adaptability and sample efficiency. We present LLM-DSE, a multi-agent framework designed specifically for optimizing HLS directives. Combining LLM with design space exploration (DSE), our explorer coordinates four agents: Router, Specialists, Arbitrator, and Critic. These multi-agent components interact with various tools to accelerate the optimization process. LLM-DSE leverages essential domain knowledge to identify efficient parameter combinations while maintaining adaptability through verbal learning from online interactions. Evaluations on the HLSyn dataset demonstrate that LLM-DSE achieves substantial $2.55\times$ performance gains over state-of-the-art methods, uncovering novel designs while reducing runtime. Ablation studies validate the effectiveness and necessity of the proposed agent interactions. Our code is open-sourced here: LLM-DSE.

1 Introduction

In recent decades, due to the increasing computational demands in both data centers and edge devices, domain-specific accelerators (DSAs) have emerged across various application domains [Cong et al., 2018, Dally et al., 2020]. For example, DSAs have been developed for critical algorithms in genomic sequencing like Minimap2 [Li, 2018, Guo et al., 2019, Turakhia et al., 2018], and are also widely adopted to enable scientific research in high-energy physics [Wirthlin, 2015] and quantum computing [Acharya et al., 2024]. They have also played a pivotal role in speeding up the training and inference of modern deep neural networks [Jouppi et al., 2017, He et al., 2025].

However, designing accelerators remains a significant challenge [Liu et al., 2022], limiting their accessibility to hardware experts. Our goal in this work is to study whether modern AI techniques, coupled with advanced toolchains, could make developing DSAs more accessible to all researchers, which will in turn boost their process of making scientific discoveries.

High-level synthesis (HLS) alleviates the difficulty of programming DSAs by raising the abstraction level from register-transfer level (RTL) design to C/C++ (Appx. A). As illustrated in Figure 1, generating efficient hardware depends on selecting the appropriate combination of parameters.

Despite efforts to simplify hardware design, HLS tools and design frameworks such as Merlin Compiler [Cong et al., 2016] need an efficient parameter search strategy. Indeed, the parameter space

^{*}Equal contribution

[†]UCLA

[‡]CUHK




Figure 1: Searching accelerator parameters is a challenging task.

for hardware optimization is often vast ($\approx 10^{13}$), and an evaluation of each design point requires running the downstream synthesis flow (takes hours). Therefore, an exhaustive search is impractical.

Existing solutions are categorized into heuristic-based [Sohrabizadeh et al., 2022b] and model-based [Sohrabizadeh et al., 2023a] for automatic parameter tuning. However, both approaches suffer from poor generalization when applied to new kernels or configurations. Heuristic-based methods struggle to find optimal configurations as no single heuristic is universally effective across all workloads. Model-based methods rely on large data sets to train surrogate models of the tool behavior, yet collecting these datasets is time-consuming due to the long runtime required to evaluate each design point.

This work investigates the use of large-language model (LLM)-based agents to optimize DSA parameters, particularly in a data-efficient manner (Figure 1). Compared to state-of-the-art search methods, our framework follows domain-specific instructions to refine the optimization parameters while maintaining feasibility, interacts with various tools to incorporate feedback and enhance design processes, and dynamically adjusts strategies based on real-time insights (Figure 2).

More specifically, the core of LLM-DSE is to inject domain knowledge into an iterative tree-search process. The search process involves selecting parent configurations from the searching frontier, expanding child configurations from the selected parents, selective evaluation of newly expanded children, and branch pruning. These four steps are implemented as different LLM agents, resulting in an iterative refinement process powered by specialized components that coordinate global and local decisions. Given the heterogeneity of different types of hardware parameters, a multi-agent approach is necessary, with each agent focusing on a specific parameter type to enhance design efficiency.

Equipped with domain-specific instructions and adaptive strategies, LLM-DSE designed accelerators demonstrate an average $2.5\times$ speedup over heuristic-based methods and $6\times$ over model-based approaches on workloads derived from the HLSyn dataset [Bai et al., 2023] from the second stage of the ML4HLS contest [ML4HLS, 2024]. Evaluations on the additional four Rosetta benchmarks [Zhou et al., 2018] further demonstrate the scalability of our approach to larger programs, achieving a geometric mean speedup of $1.22\times$ compared to the heuristic-based method. We also show that our approach could generalize to different toolchains with minimal changes in the prompts (Appx. A, B.4).

2 Searching Accelerator Parameters is a Challenging Task

HLS directive optimization can be formulated as a constrained optimization problem. A design point \mathbf{d} is encapsulated by a set of directives, $\mathbf{d} = (d_1, d_2, \dots, d_n)$, that applies to a software program p . Different parameter configurations lead to hardware implementations with varying performance and resource consumption. Our objectives are:

Performance optimization. We minimize the latency in clock cycles to complete the program on our hardware accelerator.

Honor resource constraints. We keep utilization of hardware resources (e.g., LUTs, BRAM, FFs, DSPs, and URAM) to be less than 80%, and save enough resources for additional Input/Output modules.

Note that the downstream automated synthesis, verification, and refinement tools are correct by construction during source-to-source translation [Cong et al., 2016]. Therefore, we honor the functionality constraints by constructing a set of design rules. More specifically, we require that the configuration d lies within the unique optimization space \mathcal{D}_p associated with each program p .

With downstream tools, design rules suffice to ensure the feasibility and correctness of our hardware accelerator. However, three challenges remain:

Challenge 1: Slow feedback. HLS flow reveals latency and resource usage only after all the downstream flows have finished. Obtaining ground-truth feedback for every parameter setting is, therefore, time-consuming, and for aggressively optimized configurations, the flow may even fail to finish, leaving no feedback at all.

Challenge 2: Huge, non-smooth search space. The search space is huge and the reward is not smooth. For example, as illustrated in Figure 1, modifying the parameters from d_2 to d_3 can change the outcome from “timeout” to a highly performant design. Moreover, efficient parameter combinations may take more time to synthesize, resulting in a more complex reward landscape near the high-performing regions.

Challenge 3: Low-resource setting. The task is low-resource, resulting in poor direct generation performance in Figure 1 (details in § 4.5).

3 Method

We propose **LLM-DSE**, where hardware accelerator parameter searching is framed as a closed-loop, multi-agent design space exploration (DSE) process. The tree-search process is displayed in Figure 2, where nodes stand for designs and edges represent parameter updates.

Our search starts with the most conservative parameter assignment (without any parallelism) and improves performance progressively. This default design implements the kernel straightforwardly and is usually fast to compile. Therefore, it ensures that our exploration intersects with the feasible region and returns at least one design that honors the resource constraints. All explored designs are stored during DSE. In each iteration, LLM-DSE analyzes the exploration history and decides the next optimization (parameter update) to exploit. In the rest of this section, we illustrate three key mechanisms in LLM-DSE.

3.1 Routing Tasks to Appropriate Specialists

In each DSE iteration, our *task* is to optimize a design d from exploration history to d' . Design d' is more optimal than d if it has better performance or fixes the resource violation. Due to the low-resource nature of our task (Challenge 3), LLM agents cannot directly handle the whole problem and are likely to be misguided by LLMs’ hallucination. To target multiple objectives, LLM-DSE employs *Specialists* with heterogeneous expertise. As shown in Figure 2, we employ two flavors of specialists, performance-oriented and resource-oriented, each focusing on distinct hardware accelerator design objectives. To specialize the same LLM model (with the same weights) to different roles, we leverage the in-context learning with tailored prompts so that each specialist brings a unique perspective to parameter tuning.

Therefore, specialists are equipped with complementary backgrounds. Performance-oriented specialists leverage given performance modeling knowledge and the history of past configurations to predict cycle count improvements for directives such as loop unrolling or pipelining. Resource regulation specialists, armed with utilization analytics and past exploration data, forecast how transformations such as tiling will impact on-chip resource usage. By equipping each specialist with directive-specific knowledge and historical context, we ensure that proposals are both accurate and diverse.

Meanwhile, different parameters exhibit distinct characteristics. For instance, the pipelining directive increases the performance aggressively and is best suited for configurations that have a

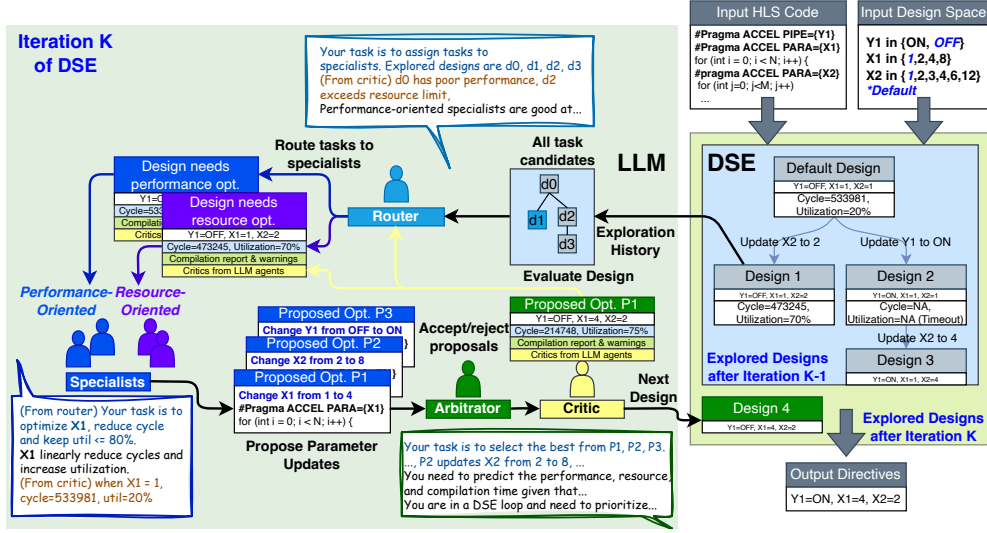


Figure 2: LLM-DSE overview. The inputs are the HLS code with a set of parameters to be determined, and the design space that specifies the value ranges. The output is a design with all parameter values. It coordinates different agents and navigates in the design space via a collaborative process between the router, a group of specialists, an arbitrator, and the critic.

large space for improvement. In contrast, the tiling directive is more effective on designs with higher resource utilization or those that experience compilation timeouts.

To harness this diversity, LLM-DSE employs a *Router* to assign design optimization tasks to these specialists. For each candidate design d , it analyzes its characteristics and optimization history to determine which specialist is best suited for the task. While conventional heuristic-based approaches simply pick the current best configuration, LLM-DSE’s router evaluates the optimization potential of each design based on feedback from the critic and assigns it to specialists based on a more robust bottleneck analysis.

3.2 Dual-Stage Proposal Filtering Pipeline

Deciding which update ($d \rightarrow d'$) to exploit is critical in a DSE process, particularly for hardware design, as the evaluation cost is extremely high and only limited attempts are allowed before returning the final design (Challenge 1). To make a more thorough parameter update decision, we design a dual-stage proposal filtering pipeline between the specialists and the arbitrator.

In stage 1, specialists propose one value update (i.e., $d_i \rightarrow d'_i$) for each parameter i . Note that this value (d'_i) are not constrained to the immediate neighborhood of the current design (d_i). Instead, specialists can propose larger jumps such as updating the PARA factor X1 from 1 to 4 (proposal P1 in Figure 2). This is made possible because our specialists have the capability to undo or recover the over-aggressive updates in later iterations.

In stage 2, after specialists generate candidate updates, they submit them to the *Arbitrator*. Instead of accepting all proposals, the arbitrator consolidates them and selects the updates more likely to accelerate convergence (e.g., proposal P1 in Figure 2).

First, similar to the specialists, our arbitrator is equipped with knowledge about how directives would affect performance and resource utilization and is prompted to predict the results after applying each proposed update. However, while specialists are responsible for deciding the values of each parameter, the arbitrator focuses on the overall design and is specialized in comparing different parameters’ sensitivity.

Second, the arbitrator is aware of the remaining exploration budget. Depending on the stage, the agent tends to aggressively optimize the objectives with higher uncertainties at early stages and becomes relatively conservative when selecting candidates in later iterations.

This dual-stage filtering process further enhances the exploration efficiency. Although the specialists are instructed to provide accurate and diverse suggestions, they may not always agree on the best course of action. Due to the expensive nature of evaluating each design, it is crucial to select only a few proposals for evaluation. LLM-DSE’s arbitrator is designed to make this final decision by balancing the trade-off between exploration and exploitation.

3.3 Handling Context Explosion and Vague Reports with Tools

We extract feedback from report and log. After accepted by the arbitrator, the new design d' will be evaluated by the *Critic*. To achieve this, critic first utilizes the downstream tools to generate the compilation report and collects the warnings in the log. The numerical results such as cycle count and resource utilization are parsed from the report.

Although these results may provide feedback to the router and specialists, such feedback does not necessarily correlate directly to the policies in later iterations (Challenge 2). In this case, those agents are likely to be overfitted or misled by past experiences, causing them to get stuck at a local optimum branch without making progress.

To mitigate this issue, critic also performs a comparison-based branch pruning and evaluates the parameter updates and eliminates unpromising branches in the search space. Note that the comparison is between the child d' and its corresponding parent d , between which only one directive d_i is different. This decouples the influence of different parameters in the comparison and improves the accuracy of the judgment. Based on the comparison result, the critic generates natural-language feedback on the explored configurations and candidate branches. This feedback will be added in the prompts for the router and specialists agents, enabling a more direct channel to pass branch-pruning messages.

However, we must handle context explosion. As LLM-DSE continues to explore new design parameters, the number of candidate tasks for the router grows linearly. Appending all available tasks to the router’s context can cause context explosion or harm the fidelity of its decision. We alleviate this issue by introducing a tool, *history curator*, that selects only top K most representative designs based on both performance and parameter assignment diversity (i.e., filtering similar designs). The router is advised to call this tool after exploring enough parameters.

Another source of long context is the report given by the toolchain. As all agents rely on feedback from multiple reports to make decisions, presenting the full report to them is infeasible. We thus parse and extract only the necessary information for the agents. Our parser utilizes the structured report provided by the toolchain and handles common errors like compilation timeout. We treat the design as invalid if the compiler raises an unknown error.

Our task selection tool and report parser manage an acceptable context length throughout the parameter search. They also free agents from handling vague or incomplete reports.

4 Experiments

4.1 Experimental Setup

Synthesis flow details. All accelerator designs are evaluated under the same high-level synthesis workflow Merlin [AMD/Xilinx, 2021] with the same tool version and hyperparameters. We evaluate the best configuration that is successfully compiled and synthesized within the specified duration. We set the search timeout to be 8 hours for Merlin compiler. For the ablations on different toolchains, we set the search timeout to 8 hours on Stratus [Cadence, 2024] and to 1 hour on Vitis [AMD/Xilinx, 2024] due to the significantly faster synthesis time of on-chip modules compared to Stratus’s ASIC flow and Merlin’s end-to-end flow.

Evaluation benchmarks. The benchmark suite used in our experiments consists of 10 representative workloads from HLSyn [Bai et al., 2023]. These kernels are used in the ML4HLS contest [ML4HLS, 2024] with different loop structures and varying loop bound values, providing a comprehensive evaluation of our approach.

Implementaton details. Our framework is implemented in Python and employs the LLM via the OpenAI API. All experiments are conducted on a system equipped with 60 cores of an AMD EPYC 7V13 CPU and 240GB of RAM.

4.2 Comparison with Existing Heuristic- and Model-based Methods

Heuristic-Based: We compare our method with AutoDSE [Sohrabizadeh et al., 2022b], the state-of-the-art heuristic-based approach for HLS directive optimization. AutoDSE leverages extensive domain knowledge to efficiently explore the design space. Following the preference in the chip design community for prioritizing performance improvements over runtime constraints, we evaluate AutoDSE under two different runtime budgets: 8 hours and 24 hours, both using a batch size of 8 for parallel exploration. We denote these baselines as AutoDSE-8 (A8) and AutoDSE-24 (A24), respectively.

Model-Based: We also compare against HARP [Sohrabizadeh et al., 2023a], a model-based approach for HLS directive optimization. HARP employs a Graph Neural Network (GNN) as the surrogate model for HLS tools and performs a breadth-first search (BFS) using the surrogate model for one hour to identify promising design for evaluation. We evaluate HARP trained on datasets generated from AutoDSE in 8 hours (H8) and 24 hours (H24).

Table 1 presents a comparison of the design discovered by our framework and the baseline methods in terms of the number of clock cycles (\downarrow). Each experiment is run twice, and the standard deviation is recorded. The speedup is calculated as the ratio of the baseline’s cycle count to ours. On average, our design achieve speedups of $2.55\times$, $1.60\times$, and $1.16\times$ compared to AutoDSE-8, AutoDSE-24, and HARP-24, respectively.

Overall, LLM-DSE significantly outperforms AutoDSE and HARP, producing parameter configurations that complete execution in fewer cycles. As shown in Table 1, our framework consistently discovers superior designs across various benchmarks. In certain cases, such as *syr2k*, our method identifies high-performance designs that dominate all previously explored solutions on the same hardware platform.

This advantage likely stems from the inherent biases introduced by heuristic-based methods, which may limit their ability to explore certain regions of the search space. Notably, neither AutoDSE nor HARP are able to reach the designs discovered by our framework, even with extended search durations. Our LLM-DSE framework facilitates more substantial leaps in the design space by allowing the specialists to update parameter values more aggressively. We conclude that our agentic workflow not only enhances performance but also reduces runtime, making it a more effective approach for HLS parameter optimization.

4.3 Ablations

We perform two types of ablations. First, we study whether interactions between different agents are necessary. We compare LLM-DSE with two simpler agent workflow architectures. Next, we study

Table 1: Comparison of our LLM-DSE explorer against three baselines on the Merlin Compiler backend. Each experiment runs for 8 hours per program, is conducted twice, and we report the mean \pm std of the best configuration. S-X denotes speedup over baseline X.

Benchmark	LLM-DSE	vs. A24		vs. A8		vs. H24		vs. H8	
	Mean \pm Std	Time	<i>S</i>	Time	<i>S</i>	Time	<i>S</i>	Time	<i>S</i>
3mm	26 539 \pm 7 351	128 908	4.86	189 570	7.14	9 762	0.37	11 083	0.42
atax-med	131 118 \pm 60 813	88 117	0.67	232 075	1.77	92 991	0.71	298 358	2.28
covariance	29 344 \pm 0	22 668	0.77	29 668	1.01	22 168	0.76	31 480	1.07
fdtd-2d	12 583 \pm 28	15 603	1.24	25 054	1.99	15 603	1.24	209 123	16.62
gemm-p	9 120 \pm 98	9 179	1.01	9 179	1.01	9 179	1.01	9 179	1.00
gemver-med	187 339 \pm 30 796	148 606	0.79	168 086	0.90	265 686	1.42	–	–
jacobi-2d	164 284 \pm 0	164 284	1.00	238 164	1.45	164 284	1.00	206 364	1.26
symm-opt	13 277 \pm 0	13 277	1.00	13 277	1.00	13 277	1.00	15 078	1.14
syr2k	22 739 \pm 5 485	45 501	2.00	51 581	2.27	45 501	2.00	507 348	22.31
trmm-opt	3 517 \pm 0	9 387	2.67	24 567	6.99	7 395	2.10	33 032	9.39
Average			1.60		2.55		1.16		6.16
Geomean			1.30		1.87		1.04		2.58

whether (under the same architecture) each agent has to be LLM-based. We gradually replace each agent with fixed heuristic to validate the necessity of using LLM-based agents.

4.3.1 Ablating Agent Interactions

Note that the two core agent interactions in LLM-DSE are: (1) between the router and the specialists, and (2) between the specialists and the arbitrator. We develop two corresponding ablations: (1) removing the arbitrator and sending all the proposed parameter updates to the critic, and (2) keeping only the performance-oriented specialists.

Without arbitrator. Table 2 presents the result when we remove the arbitrator and send all the parameter updates to the critic. We show that due to the long run-time of each evaluation, with the arbitrator, LLM-DSE can better utilize the limited budget of getting ground-truth feedback. While the critic also has the flexibility to reject new parameter updates, the arbitrator will compare the proposals of all specialists, making it’s role important and unique for this combinatorial optimization task.

Table 2: Ablation: agent interactions

Speedup over Simpler Archs	w/o arbitrator	only performance- oriented specialists
Geomean	1.58×	1.10×
Win %	70%	50%
Tie %	10%	10%

Only performance-oriented specialists. When removing resource-oriented specialists group, we also see a slight decrease in overall performance. As detailed in the Appendix C.1, without the resource-oriented specialist group, the search process may fail to recover from invalid parameter combinations that are close to optimal, such as the case of “atax-medium” and “syr2k”. Having two distinct groups of specialists result in more diverse parameter update proposals at each search iteration.

We observe that the performance drop is not significant when one group of specialists is removed. This is because our router is still functioning by selecting candidate tasks for performance-oriented specialists. Our empirical results on replacing LLM-based agents with simple heuristics (§ 4.3.2) and direct generation (§ 4.5) further strengthen the advantage of having the router-specialists interaction.

4.3.2 Ablating Necessity of LLM-based Agents

Following the same experimental setup, we report the latency of the configurations discovered by different combinations of “active” LLM-based agents. Table 3 presents the results, where we replace our ablated components with fixed, programmed heuristics. We then progressively add LLM-based agents to evaluate their individual contributions to the overall exploration process.

Table 3: Ablation: Necessity of LLM-based Agents. The baseline is the AutoDSE gradient-based explorer. A: Arbitrator, S: Specialists, R: Router, C: Critic. For example, A+S means that A and S are implemented with LLM-based agents, while R and C are implemented with heuristics. All run under an 8-hour limit; we report average cycle counts and speedups S over the baseline.

Benchmark	Baseline(A8)	A		A+S		A+S+R		A+S+R+C	
		#Cycle	S	#Cycle	S	#Cycle	S	#Cycle	S
3mm	189 570	357 335	0.53	14 470	13.10	32 094	5.91	26 539	7.14
atax-medium	232 075	88 117	2.63	131 124	1.77	108 327	2.14	131 119	1.77
covariance	29 668	378 893	0.08	255 778	0.12	497 104	0.06	29 344	1.01
fdtd-2d	25 054	116 303	0.22	24 963	1.00	10 751	2.33	12 583	1.99
gemm-p	9 179	20 946	0.44	8 123	1.13	8 827	1.04	9 120	1.01
gemver-medium	168 086	281 207	0.60	301 756	0.56	167 416	1.00	187 339	0.90
jacobi-2d	238 164	394 704	0.60	625 124	0.38	625 124	0.38	164 284	1.45
symm-opt	13 277	13 277	1.00	185 289	0.07	13 277	1.00	13 277	1.00
syr2k	51 581	45 541	1.13	28 699	1.80	29 261	1.76	22 740	2.27
trmm-opt	24 567	4 118	5.96	3 517	6.99	3 517	6.99	3 517	6.99
Geomean			0.69		0.95		1.24		1.87
Win %			30%		50%		60%		80%

We observe that as each component is progressively added, the number of winning cases over the baseline method steadily increases. The most significant improvement comes from the specialists, which enhances performance by dynamically adjusting parallelism based on the exploration history.

Another substantial improvement is introduced by the critic. The critic’s ability to evaluate configuration similarity and provide exploration guidance to the router enables the framework to escape local optima. This leads to configurations that achieve up to $5\times$ better performance on “jacobi-2d” compared to the A+S+R baseline.

Overall, implementing all components as LLM-based agents results in state-of-the-art performance, with a geometric mean speedup of $1.87\times$ and a winning ratio of 8/10 against the baseline.

4.3.3 Ablation Study Summary

Our ablation study shows that: (1) Each interaction between agents is necessary to achieve the best performance. (2) Replacing fixed, programmed heuristics with domain-knowledge + feedback-guided LLMs boosts the adaptivity of LLM-DSE to different workloads. In the next section, we show that LLM-based agents can also adapt to different backend toolchains efficiently.

4.4 Generalizing to Other Toolchains

In Appendix, Table 8, we evaluate LLM-DSE with two other toolchains targeting ASIC or on-chip FPGA modules. To support the ASIC flow, we add two specialists that handles “Array Type” and “Array Partition”, and update the DSE knowledge presented to the arbitrator. Our change in the prompts is minimal, as detailed in Appx. B.4. LLM-DSE achieves substantial speedups compared with the default parameter optimization provided by the toolchains.

4.5 Direct Generation with Zero-Shot and One-Shot Prompting

We compare our framework with the parameters directly generated by the language models from several different prompts. For each setup, we repeat the experiment 8 times to mitigate the randomness. The results, presented in Appendix, Table 9, indicate that our framework significantly outperforms direct generation. We envision that, by leveraging the interaction experience accumulated through our framework, it will be possible to fine-tune LLMs for more effective direct configuration generation or to enhance exploration efficiency.

4.6 Evaluating Token consumption

Running LLM-DSE for 8 hours on the Merlin backend consumes approximately 4×10^5 to 2×10^6 input tokens and 4×10^3 to 3×10^4 output tokens across the 10 programs we evaluated. The cost for running GPT-4o is from 1 USD to 7 USD. A detailed breakdown is shown in Appendix D.

To further reduce token consumption, possible approaches include: (1) merging multiple routers’ call into a single one, and/or (2) modifying the history curator to limit the number of candidate tasks presented at each iteration.

4.7 Scaling to Larger Programs

Despite being a publicly released dataset, kernels in HLSyn are small compared to real-world designs. To study the scalability of our approach, we also tested on larger programs from the Rosetta benchmark [Zhou et al., 2018]. The Conv2D, Spam Filter, KNN, and 3D Rendering programs contain 118, 126, 178, and 304 lines of code (LoC), respectively, compared to only 77 LoC in the largest HLSyn benchmark we evaluated. The Conv2D benchmark features up to seven levels of nested loops, whereas HLSyn programs contain at most three levels of nesting.

Table 4: Performance comparison on the Rosetta benchmark.

	A8	LLM-DSE	Speedup
conv2d	1.6e8	$1.4e8 \pm 4e6$	1.13
spam-filter	7.7e6	$3.6e6 \pm 1e6$	2.12
knn	1.3e8	$1.1e8 \pm 4e4$	1.15
3d-rendering	9.9e6	$1.2e7 \pm 4e6$	0.81
Geomean	3.6e7	2.9e7	1.22

Table 4 presents the result. LLM-DSE outperforms heuristic driven approach by a geometric mean of $1.22\times$. While handling large dimensions is a challenge for most search algorithms, we have made several efforts to mitigate this issue. (1) The router is equipped with a “history curator” which selects and presents only K candidate designs per iteration, preventing context length explosion. (2) Each specialist focuses on a single pragma within one loop. (3) The critic compares only design pairs that differ by a single parameter. These efforts help us scale to larger programs with better performance.

Table 5: Comparison against RALAD.

Speedup	RALAD	A8	LLM-DSE
2mm	1.00	3.65	37.50
3mm	timeout	—	—
adi	1.00	54.39	12.47
atax	1.00	412.91	412.91
bicg	1.00	72.84	72.84
correlation	1.00	112.81	128.82
Average	—	131.32	132.91
Geomean	—	58.32	71.06

4.8 Comparison with Existing LLM-based Methods

We compare against RALAD [Xu et al., 2024a], a retrieval-augmented method that integrates domain knowledge from relevant textbooks. While the database of the RALAD framework is not open-sourced, we take the open-source configuration generated by their framework and compare it against LLM-DSE. We also include the AutoDSE-8 baseline for reference. As shown in Table 5, LLM-DSE outperforms RALAD by a large margin, validating our observation that direct design generation usually performs poorly in this task.

5 Related Work

5.1 Large Language Model Agents for Chip Design

There has been growing interest in leveraging LLMs for chip design. Various techniques [OpenAI, 2024, Wei et al., 2023, Yao et al., 2022, Shinn et al., 2024, Chen et al., 2024, Hong et al., 2024, Li et al., 2023, Kojima et al., 2023] have been specialized or improved to tackle challenges across the design flow, from front-end development to back-end implementation. LaMAGIC [Chang et al., 2024] and AnalogCoder [Lai et al., 2024] focus on generating analog circuits, while several other studies explore the generation of hardware description languages (HDL) such as Verilog [Liu et al., 2023, Thakur et al., 2024, Zhang et al., 2024, Cui et al., 2024, Ho et al., 2024]. Our method leverages HLS tools to generate HDL in a Correct-by-Construction manner. In the context of HLS, C2HLS [Collini et al., 2024] and HLS-Repair [Xu et al., 2024b] investigate the transformation of arbitrary C/C++ code into valid HLS-C code, while HLSPilot [Xiong et al., 2024] focuses on using LLMs to separate the software and hardware regions. To the best of our knowledge, LLM-DSE is the first multi-agent framework dedicated to optimizing the performance of hardware designs using HLS.

5.2 Automatic Optimization of HLS Directives

AutoDSE [Sohrabizadeh et al., 2022b] leverages domain expertise to address the challenge of HLS design space exploration. More recently, model-based approaches have gained attention. The HLSyn benchmark [Bai et al., 2023] is a comprehensive dataset for applying machine learning to HLS optimization. Various models have been proposed to model HLS designs [Ustun et al., 2020, Wu et al., 2022b,a, Sohrabizadeh et al., 2022a, 2023b, Murphy and Josipović, 2024]. Among them, Balor [Murphy and Josipović, 2024] achieved state-of-the-art results, securing first place in the ML4HLS contest [ML4HLS, 2024]. However, Balor does not incorporate an exploration component for design optimization, making a direct comparison infeasible. HARP enhances graph-based HLS modeling through a hierarchical structure [Sohrabizadeh et al., 2023b]. ProgSG and CompareXplore [Qin et al., 2024, Bai et al., 2024] further improve HLS modeling by incorporating multi-modality and design ranking techniques. Hier-MoE [Li et al., 2024] investigates the domain generalization problem. In terms of design optimization, [Sun et al., 2022] apply a standard Bayesian optimization framework, and Ironman [Wu et al., 2022a] employs reinforcement learning for resource assignment. It does not consider the performance optimization directives explored in this work. Active-CEM [Ding et al., 2024] introduces selective evaluation in the Cross-Entropy Method (CEM), while other approaches leverage mathematical models [Pouget et al., 2024, Basalama and Cong, 2025, Ye et al., 2024] to optimize designs. These models could serve as powerful external tools to further enhance the design efficiency of our framework.

6 Limitation

LLM-DSE primarily focuses on optimizing the parameters of DSAs. One limitation is that it currently does not consider code transformations, which constitute a larger search space. Addressing this broader search scope is left to future work.

Another limitation is that, despite significantly enhancing the efficiency of the parameter search process, LLM-DSE still requires several hours to obtain good performance. Future research may focus on further improving the sample efficiency.

7 Conclusion

In this paper, we propose LLM-DSE, a new paradigm for designing domain specific hardware accelerators through efficient navigation in the design space guided by collaborative agents.

This research does not introduce any new societal impacts, including those related to fairness, ethics, or privacy, none of which we believe require explicit discussion here.

References

- Rajeev Acharya, Dmitry A Abanin, Laleh Aghababaie-Beni, Igor Aleiner, Trond I Andersen, Markus Ansmann, Frank Arute, Kunal Arya, Abraham Asfaw, Nikita Astrakhantsev, et al. Quantum error correction below the surface code threshold. *Nature*, 2024.
- AMD/Xilinx. Merlin compiler. <https://github.com/Xilinx/merlin-compiler>, 2021. Accessed: 2025-05-15.
- AMD/Xilinx. Vitis HLS - 2024.2 English - XD098. <https://docs.amd.com/r/en-US/Vitis-Tutorials-Getting-Started/Vitis-HLS>, 2024. Accessed: 2025-05-15.
- Yunsheng Bai, Atefeh Sohrabizadeh, Zongyue Qin, Ziniu Hu, Yizhou Sun, and Jason Cong. Towards a comprehensive benchmark for high-level synthesis targeted to FPGAs. *Advances in Neural Information Processing Systems*, 36:45288–45299, 2023.
- Yunsheng Bai, Atefeh Sohrabizadeh, Zijian Ding, Rongjian Liang, Weikai Li, Ding Wang, Haoxing Ren, Yizhou Sun, and Jason Cong. Learning to compare hardware designs for high-level synthesis. In *Proceedings of the 2024 ACM/IEEE International Symposium on Machine Learning for CAD*, pages 1–7, 2024.
- Suhail Basalama and Jason Cong. Stream-HLS: Towards automatic dataflow acceleration. *arXiv e-prints*, pages arXiv-2501, 2025.
- Cadence. Stratus high-level synthesis. https://www.cadence.com/en_US/home/tools/digital-design-and-signoff/synthesis/stratus-high-level-synthesis.html, 2024. Accessed: 2025-05-15.
- Chen-Chia Chang, Yikang Shen, Shaoze Fan, Jing Li, Shun Zhang, Ningyuan Cao, Yiran Chen, and Xin Zhang. Lamagic: Language-model-based topology generation for analog integrated circuits. *arXiv preprint arXiv:2407.18269*, 2024.
- Pei Chen, Boran Han, and Shuai Zhang. CoMM: Collaborative multi-agent, multi-reasoning-path prompting for complex problem solving, 2024. URL <https://arxiv.org/abs/2404.17729>.
- Luca Collini, Siddharth Garg, and Ramesh Karri. C2hlsc: Can llms bridge the software-to-hardware design gap? *arXiv preprint arXiv:2406.09233*, 2024.
- Jason Cong, Muhuan Huang, Peichen Pan, Yuxin Wang, and Peng Zhang. Source-to-source optimization for HLS. *FPGAs for Software Programmers*, pages 137–163, 2016.
- Jason Cong, Zhenman Fang, Muhuan Huang, Peng Wei, Di Wu, and Cody Hao Yu. Customizable computing—from single chip to datacenters. *Proceedings of the IEEE*, 107(1):185–203, 2018.
- Fan Cui, Chenyang Yin, Kexing Zhou, Youwei Xiao, Guangyu Sun, Qiang Xu, Qipeng Guo, Demin Song, Dahua Lin, Xingcheng Zhang, et al. Origen: Enhancing RTL code generation with code-to-code augmentation and self-reflection. *arXiv preprint arXiv:2407.16237*, 2024.
- William J Dally, Yatish Turakhia, and Song Han. Domain-specific hardware accelerators. *Communications of the ACM*, 63(7):48–57, 2020.
- Zijian Ding, Atefeh Sohrabizadeh, Weikai Li, Zongyue Qin, Yizhou Sun, and Jason Cong. Efficient task transfer for HLS DSE, 2024. URL <https://arxiv.org/abs/2408.13270>.
- Licheng Guo, Jason Lau, Zhenyuan Ruan, Peng Wei, and Jason Cong. Hardware acceleration of long read pairwise overlapping in genome sequencing: A race between fpga and gpu. In *2019 IEEE 27th Annual International Symposium on Field-Programmable Custom Computing Machines (FCCM)*, pages 127–135. IEEE, 2019.
- Zifan He, Hersh Gupta, Huifeng Ke, and Jason Cong. InTRRA: Inter-task resource-repurposing accelerator for efficient transformer inference on FPGAs. In *Proceedings of the 2025 ACM/SIGDA International Symposium on Field Programmable Gate Arrays*, pages 44–44, 2025.

- Chia-Tung Ho, Haoxing Ren, and Brucek Khailany. Verilogcoder: Autonomous verilog coding agents with graph-based planning and abstract syntax tree (ast)-based waveform tracing tool. *arXiv preprint arXiv:2408.08927*, 2024.
- Sirui Hong, Mingchen Zhuge, Jonathan Chen, Xiawu Zheng, Yuheng Cheng, Jinlin Wang, Ceyao Zhang, Zili Wang, Steven Ka Shing Yau, Zijuan Lin, Liyang Zhou, Chenyu Ran, Lingfeng Xiao, Chenglin Wu, and Jürgen Schmidhuber. MetaGPT: Meta programming for a multi-agent collaborative framework. In *The Twelfth International Conference on Learning Representations*, 2024. URL <https://openreview.net/forum?id=VtmBAGCN7o>.
- Norman P Jouppi, Cliff Young, Nishant Patil, David Patterson, Gaurav Agrawal, Raminder Bajwa, Sarah Bates, Suresh Bhatia, Nan Boden, Al Borchers, et al. In-datacenter performance analysis of a tensor processing unit. In *Proceedings of the 44th annual International Symposium on Computer Architecture*, pages 1–12, 2017.
- Takeshi Kojima, Shixiang Shane Gu, Machel Reid, Yutaka Matsuo, and Yusuke Iwasawa. Large language models are zero-shot reasoners, 2023. URL <https://arxiv.org/abs/2205.11916>.
- Yao Lai, Sungyoung Lee, Guojin Chen, Souradip Poddar, Mengkang Hu, David Z Pan, and Ping Luo. Analogcoder: Analog circuit design via training-free code generation. *arXiv preprint arXiv:2405.14918*, 2024.
- Guohao Li, Hasan Abed Al Kader Hammoud, Hani Itani, Dmitrii Khizbullin, and Bernard Ghanem. CAMEL: Communicative agents for "mind" exploration of large language model society. In *Thirty-seventh Conference on Neural Information Processing Systems*, 2023.
- Heng Li. Minimap2: pairwise alignment for nucleotide sequences. *Bioinformatics*, 34(18):3094–3100, 2018.
- Weikai Li, Ding Wang, Zijian Ding, Atefeh Sohrabizadeh, Zongyue Qin, Jason Cong, and Yizhou Sun. Hierarchical mixture of experts: Generalizable learning for high-level synthesis. *arXiv preprint arXiv:2410.19225*, 2024.
- Mingjie Liu, Nathaniel Pinckney, Brucek Khailany, and Haoxing Ren. VerilogEval: Evaluating large language models for verilog code generation, 2023. URL <https://arxiv.org/abs/2309.07544>.
- Sihao Liu, Jian Weng, Dylan Kupsh, Atefeh Sohrabizadeh, Zhengrong Wang, Licheng Guo, Jiuyang Liu, Maxim Zhulin, Rishabh Mani, Lucheng Zhang, Jason Cong, and Tony Nowatzki. Overgen: Improving FPGA usability through domain-specific overlay generation. In *2022 55th IEEE/ACM International Symposium on Microarchitecture (MICRO)*, pages 35–56, 2022. doi: 10.1109/MICRO56248.2022.00018.
- ML4HLS. Machine Learning Contest for Chip Design with High-Level Synthesis. <https://www.kaggle.com/competitions/machine-learning-contest-for-high-level-synthesis>, 2024.
- Emmet Murphy and Lana Josipović. Balor: Hls source code evaluator based on custom graphs and hierarchical gnns. In *Intl. Conference on Computer-Aided Design (ICCAD)*, pages 1–9, 2024.
- OpenAI. Chatgpt, 2024. URL <https://openai.com/chatgpt>. Large language model used for generating and refining text.
- Stéphane Pouget, Louis-Noël Pouchet, and Jason Cong. Automatic hardware pragma insertion in high-level synthesis: A non-linear programming approach. *arXiv preprint arXiv:2405.12304*, 2024.
- Zongyue Qin, Yunsheng Bai, Atefeh Sohrabizadeh, Zijian Ding, Ziniu Hu, Yizhou Sun, and Jason Cong. Cross-modality program representation learning for electronic design automation with high-level synthesis. In *Proceedings of the 2024 ACM/IEEE International Symposium on Machine Learning for CAD*, pages 1–12, 2024.
- Noah Shinn, Federico Cassano, Ashwin Gopinath, Karthik Narasimhan, and Shunyu Yao. Reflexion: Language agents with verbal reinforcement learning. *Advances in Neural Information Processing Systems*, 36, 2024.

- Atefeh Sohrabizadeh, Yunsheng Bai, Yizhou Sun, and Jason Cong. Automated accelerator optimization aided by graph neural networks. In *Proceedings of the 59th ACM/IEEE Design Automation Conference*, pages 55–60, 2022a.
- Atefeh Sohrabizadeh, Cody Hao Yu, Min Gao, and Jason Cong. AutoDSE: Enabling software programmers to design efficient FPGA accelerators. *ACM Trans. Des. Autom. Electron. Syst.*, 27(4), February 2022b. ISSN 1084-4309. doi: 10.1145/3494534. URL <https://doi.org/10.1145/3494534>.
- Atefeh Sohrabizadeh, Yunsheng Bai, Yizhou Sun, and Jason Cong. Robust GNN-based representation learning for HLS. In *2023 IEEE/ACM International Conference on Computer Aided Design (ICCAD)*, pages 1–9, 2023a. doi: 10.1109/ICCAD57390.2023.10323853.
- Atefeh Sohrabizadeh, Yunsheng Bai, Yizhou Sun, and Jason Cong. Robust GNN-based Representation Learning for HLS. In *2023 IEEE/ACM International Conference on Computer Aided Design (ICCAD)*, pages 1–9. IEEE, 2023b.
- Qi Sun, Tinghuan Chen, Siting Liu, Jianli Chen, Hao Yu, and Bei Yu. Correlated multi-objective multi-fidelity optimization for HLS directives design. *ACM Transactions on Design Automation of Electronic Systems (TODAES)*, 27(4):1–27, 2022.
- Shailja Thakur, Baleegh Ahmad, Hammond Pearce, Benjamin Tan, Brendan Dolan-Gavitt, Ramesh Karri, and Siddharth Garg. Verigen: A large language model for verilog code generation. *ACM Transactions on Design Automation of Electronic Systems*, 29(3):1–31, 2024.
- Yatish Turakhia, Gill Bejerano, and William J Dally. Darwin: A genomics co-processor provides up to 15,000 x acceleration on long read assembly. *ACM SIGPLAN Notices*, 53(2):199–213, 2018.
- Ecenur Ustun, Chenhui Deng, Debjit Pal, Zhijing Li, and Zhiru Zhang. Accurate operation delay prediction for FPGA HLS using graph neural networks. In *Proceedings of the 39th international conference on computer-aided design*, pages 1–9, 2020.
- Jason Wei, Xuezhi Wang, Dale Schuurmans, Maarten Bosma, Brian Ichter, Fei Xia, Ed Chi, Quoc Le, and Denny Zhou. Chain-of-Thought prompting elicits reasoning in large language models, 2023. URL <https://arxiv.org/abs/2201.11903>.
- Michael Wirthlin. High-reliability FPGA-based systems: Space, high-energy physics, and beyond. *Proceedings of the IEEE*, 103(3):379–389, 2015.
- Nan Wu, Yuan Xie, and Cong Hao. Ironman-Pro: Multiobjective design space exploration in HLS via reinforcement learning and graph neural network-based modeling. *IEEE Transactions on Computer-Aided Design of Integrated Circuits and Systems*, 42(3):900–913, 2022a.
- Nan Wu, Hang Yang, Yuan Xie, Pan Li, and Cong Hao. High-level synthesis performance prediction using gnn: Benchmarking, modeling, and advancing. In *Proceedings of the 59th ACM/IEEE Design Automation Conference*, pages 49–54, 2022b.
- Chenwei Xiong, Cheng Liu, Huawei Li, and Xiaowei Li. HLSPilot: LLM-based high-level synthesis, 2024. URL <https://arxiv.org/abs/2408.06810>.
- Haocheng Xu, Haotian Hu, and Sitao Huang. Optimizing high-level synthesis designs with retrieval-augmented large language models. In *2024 IEEE LLM Aided Design Workshop (LAD)*, pages 1–5. IEEE, 2024a.
- Kangwei Xu, Grace Li Zhang, Xunzhao Yin, Cheng Zhuo, Ulf Schlichtmann, and Bing Li. Automated c/c++ program repair for high-level synthesis via large language models. In *Proceedings of the 2024 ACM/IEEE International Symposium on Machine Learning for CAD*, pages 1–9, 2024b.
- Shunyu Yao, Jeffrey Zhao, Dian Yu, Nan Du, Izhak Shafran, Karthik Narasimhan, and Yuan Cao. React: Synergizing reasoning and acting in language models. *arXiv preprint arXiv:2210.03629*, 2022.
- Hanchen Ye, Hyegang Jun, and Deming Chen. HIDA: A hierarchical dataflow compiler for high-level synthesis. In *Proceedings of the 29th ACM International Conference on Architectural Support for Programming Languages and Operating Systems, Volume 1*, pages 215–230, 2024.

- Yongan Zhang, Zhongzhi Yu, Yonggan Fu, Cheng Wan, and Yingyan Celine Lin. MG-Verilog: Multi-grained dataset towards enhanced llm-assisted verilog generation. In *2024 IEEE LLM Aided Design Workshop (LAD)*, pages 1–5. IEEE, 2024.
- Yuan Zhou, Udit Gupta, Steve Dai, Ritchie Zhao, Nitish Srivastava, Hanchen Jin, Joseph Featherston, Yi-Hsiang Lai, Gai Liu, Gustavo Angarita Velasquez, et al. Rosetta: A realistic high-level synthesis benchmark suite for software programmable FPGAs. In *Proceedings of the 2018 ACM/SIGDA International Symposium on Field-Programmable Gate Arrays*, pages 269–278, 2018.

A HLS and directive parameter optimization

This is a brief introduction of the HLS design tools with directive parameters.

Figure 3 illustrates a chip prototyping process on FPGAs and highlights the scope of our work. We utilize the Merlin Compiler, which processes a software program annotated with Merlin-HLS directives (parameters). The compiler then produces hardware description language (HDL) implementations, such as Verilog. These HDLs subsequently undergo further processing to be fully realized on-chip. Our work focuses on the initial stage of the chip design process, where the objective is to identify the optimal combination of HLS parameters that lead to high-performance DSA implementations.

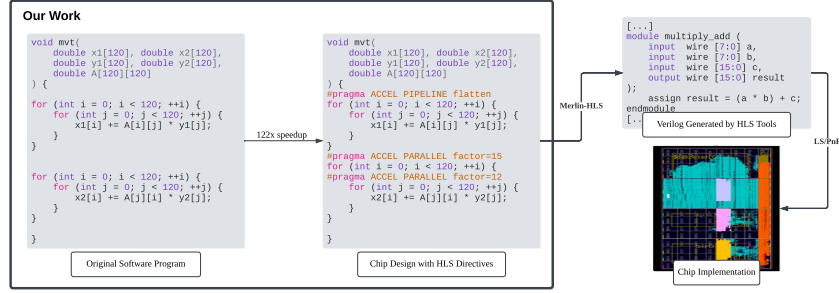


Figure 3: The Merlin Compiler simplifies hardware development by allowing designers to specify hardware directive parameters (“#pragma ACCEL”) within a given template. Still, due to the interdependent nature of hardware directives and the vast combinatorial space of possible parameters, identifying an efficient parameter set remains a challenging task, even for experienced designers.

Table 6 lists three different toolchains we support. The “Merlin” toolchain is where most existing baselines are built upon. The “Vitis” toolchain supports FPGA devices, while the “Stratus” toolchain targets ASIC devices. Despite sharing important parameter types such as “Parallel” and “Pipeline”, their implications are quite different. For example, in Merlin, “pipeline=cg” will automatically apply double-buffering to overlap off-chip memory access and computation. However, in Vitis, “Pipeline” indicates synthesizing on-chip pipelined module, and is handled automatically. Moreover, in Merlin and Vitis, two parameter types “Array Partition” and “Array Type” are handled automatically. However, in Stratus, these two types of parameters need to be tuned. Our framework supports all three toolchains with minimal specialization efforts (§ B.4), demonstrating the generalizability of our approach.

Table 6: Comparison of parameter search spaces between different toolchains. The Merlin Compiler [AMD/Xilinx, 2021] synthesizes end-to-end DSAs with off-chip memory transfer, while Vitis HLS [AMD/Xilinx, 2024] synthesizes on-chip modules. The Stratus HLS [Cadence, 2024] targets ASICs, while Merlin and Vitis HLS targets FPGAs.

Parameter Type	Merlin	Vitis	Stratus
Parallel	factor=int	factor=int	factor=int
Pipeline	off/fg/cg	auto	off/hs/ss
Tile	yes	no	no
Array Partition	auto	auto	separate/off
Array Type	auto	auto	mem/reg
Summary	FPGA: End-to-end with off-chip memory transfer	FPGA: On-chip	ASIC: On-chip

Figure 4 illustrates how different directives will result in different hardware architectures when using the Merlin Compiler as the backend toolchain. Note that the “#pragma ACCEL PIPELINE flatten” in the middle figure is equivalent to “PIPELINE mode=fg” in Merlin. It is also equivalent to applying “PIPELINE mode=cg” to loop i , and “PARALLEL factor=16” to loop j . This results in the generation of 16 processing elements (PEs) that process $a[i]$ parallelly. In contrast, on the right-most figure, applying “PARALLEL factor=4” to the inner loop j will result in the generation of 4 parallel PEs.

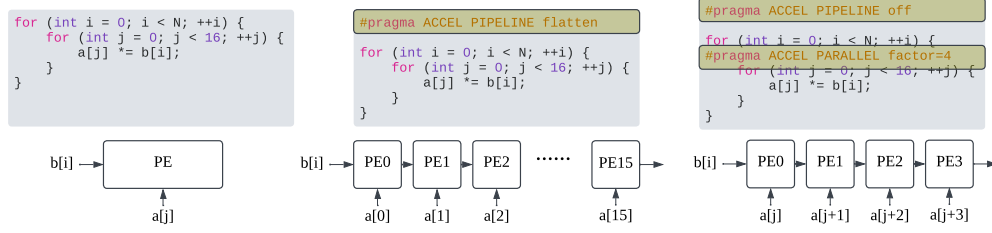


Figure 4: Different combination of HLS parameters means different micro-architecture design. Here, each processing element (PE) multiply $a[j]$ with $b[i]$. When different directive parameters are selected, the underlying hardware will also be different, resulting in different latency and resource consumption.

B Detailed Prompt Designs

We provide details of the prompts designed for each agent. All the texts without the [] are examples of our raw inputs to the agents.

B.1 Router

The router is designed to select candidate tasks from the exploration history. As shown in 5, the router’s prompt will take the input HLS code and the domain specific knowledge designed for the router as static information. Additionally, it will view the iteratively accumulated exploration history enriched by the critic’s feedback. Finally, it will derive to different objectives based on the orientation.

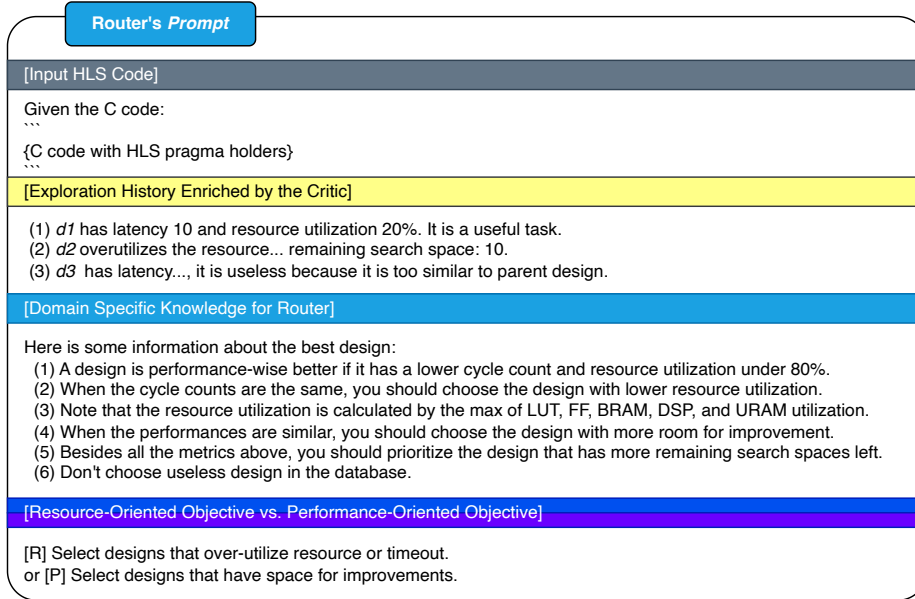


Figure 5: Router’s prompt.

B.2 Specialists

For each specialist, we provide it with the message from the critic, the assigned task from the router, the exploration history and the domain specific knowledge of each different parameter type assigned to that specialist. The details are presented in Figure 6.

Performance-Oriented Specialist's Prompt

[Input HLS Code]

Given the C code:

```
'''
{C code with HLS pragma holders}
'''
```

[Objective Specialized by the Router]

Your task is to update the parallel pragma `__PARA__LX`.
 You must choose (number of optimizations) among (the unexplored design space of `__PARA__LX`).
 Your objective is to optimize the performance while keep the resource utilization under 80% and the compilation time under (the compilation timeout limit).

[Message from the Critic on the Task *d* from the Router]

d has compiled for 5 minutes. It has latency 10 and resource utilization 20%.

[Domain Specific Knowledge for Certain Specialists]

Here is some knowledge about the `__PARA__LX` pragma:

- (1) The parallel pragma will parallelize the first for loop in the C code under `__PARA__`.
- (2) Increasing the parallel factor will improve the performance and decrease the number of cycles (which is your target).
- (3) Increasing the parallel factor roughly linearly increases the resource utilization within the loop it applies to, so you may scale the factor with respect to the ratio between current utilization and the 80% budget.
- (4) The compilation time is positively proportional to the parallel factor.

Resource-Oriented Specialist's Prompt

[Input HLS Code]

Given the C code:

```
'''
{C code with HLS pragma holders}
'''
```

[Objective Specialized by the Router]

Your task is to update the tile pragma `__TILE__LX`.
 You must choose (number of optimizations) among (the unexplored design space of `__TILE__LX`).
 Your objective is to reduce the compilation time or the resource utilization while keep optimizing performance in mind.

[Message from the Critic on the Task *d* from the Router]

d has compiled for 60 minutes and is timeout.

[Domain Specific Knowledge for Certain Specialists]

Here is some knowledge about the `__TILE__LX` pragma:

- (1) The tile pragma will tile the first for loop in the C code under `__TILE__`.
- (2) Increasing the tile factor will reduce the memory transfer cycles because it will restrict the memory transfer.
- (3) When reducing the compilation time, you should consider setting the tile factor greater than 1.

Figure 6: Specialists' prompt.

B.3 Arbitrator

As shown in Figure 7, the arbitrator is prompted with all the updates proposed by the specialists. Then, we present all the domain specific knowledge of each parameter type. In the end, we prompt the arbitrator with domain-specific heuristics to guide its decision making.

Arbitrator's Prompt

[Input HLS Code]

Given the C code:

```
'''
{C code with HLS pragma holders}
'''
```

[Parameter Updates Proposed by the Specialists]

(1) Change `__PARA__L0` from 1 to 8 in *d1*.
 (2) Change `__TILE__L1` from 1 to 4 in *d2*.
 (3) Change `__PIPE__L3` from off to flatten in *d4*.

[Combined Domain Specific Knowledge for All Specialists]

Here is some knowledge about the `__PARA__LX` pragma:

- (1) The parallel pragma will parallelize the first for loop in the C code under `__PARA__`.
- (2) ...

Here is some knowledge about the `__PIPE__LX` pragma:

- (1) The pipeline pragma will affect MULTIPLE loops under `__PIPE__`.
- (2) ...

Here is some knowledge about the `__TILE__LX` pragma:

- (1) The tile pragma will tile the first for loop in the C code under `__TILE__`.
- (2) ...

[Objective and Domain Specific Knowledge for Arbitrator]

To make a better decision, here is some information about the preference:

- (1) You should prioritize optimizing the `__PARA__` pragma first, as it affects the performance the most.
- (2) If you think all the parallel factors are already optimal, you should consider the pipeline as the secondary choice. When doing so, you must remember that the pipeline pragma will affect MULTIPLE loops. The flatten option will unroll all the for loops under this pragma. Turning off the pipeline will not apply any pipelining, which is useful when you get a compilation timeout in the report.
- (3) If you think all the parallel factors are already optimal, and the pipeline pragma is already optimal, you can consider the tile pragma. The tile pragma will tile the first for loop in the C code under `__TILE__`.
- (4) By default, setting `__TILE__` to 1 is preferable.
- (5) By default, setting `__PIPE__` to off is preferable.

Figure 7: Arbitrator's prompt.

B.4 Prompt & Code updates when supporting Stratus and Vitis

We demonstrate that with small modifications in the prompts, LLM-DSE could support other toolchains.

B.4.1 From Merlin to Stratus

When adapting LLM-DSE to Stratus, we add two specialists to handle the “Array Partition” and “Array Type” parameters. Their prompts are included in our open-source code. We also update the heuristics provided to the arbitrator, as shown in Figure 8.

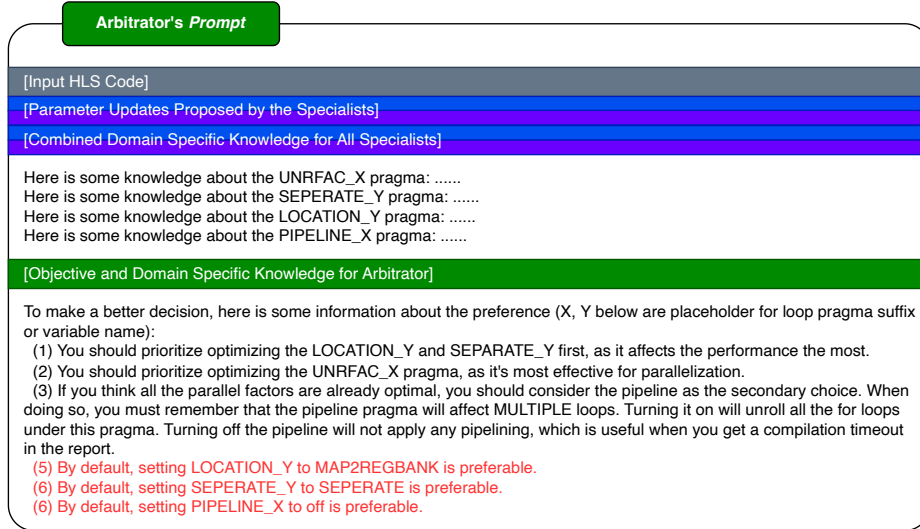


Figure 8: Stratus Arbitrator's prompt.

B.4.2 From Merlin to Vitis

When supporting the Vitis toolchain, we only need to modify the prompt of the “PARALLEL” specialist. The detailed modifications are illustrated in Figure 9.

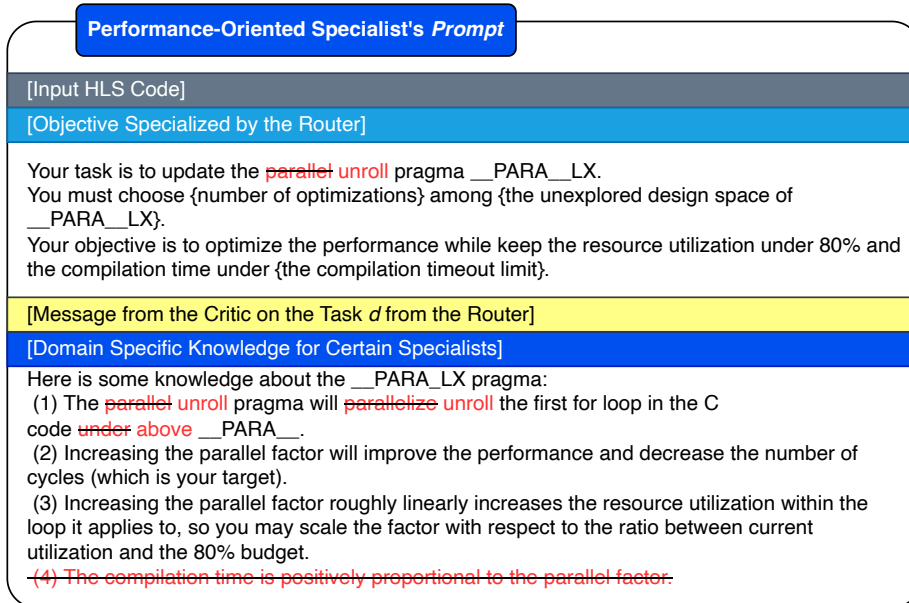


Figure 9: Vitis Specialist's prompt.

C Detailed Experiment Results

C.1 Ablating agent interactions

We list detailed result breakdown in the ablation study on agent interactions.

Table 7: Ablation: Agent Interactions. We compare LLM-DSE to two simpler architecture: w/o arbitrator and only performance-oriented specialists. All run under an 8-hour limit; we report average cycle counts across two runs. $S1$ denotes speedup over “w/o arbitrator” and $S2$ denotes speedup over “only perf. specialists”

Benchmark	w/o arbitrator	Only perf. specialists	LLM-DSE	$S1$	$S2$
3mm	388190	26433	26539	14.63	1.00
atax-medium	98222	174120	131119	0.75	1.33
covariance	29506	25824	29344	1.01	0.88
fdtd-2d	23863	16109	12583	1.90	1.28
gemm-p	10301	8997	9120	1.13	0.99
gemver-medium	179526	161315	187339	0.96	0.86
jacobi-2d	394704	185324	164284	2.40	1.13
symm-opt	17490	17490	13277	1.32	1.32
syr2k	30855	32101	22740	1.36	1.41
trmm-opt	3517	3517	3517	1.00	1.00
Geomean	45399 (16159)	31675 (4410)	28728 (3311)	1.58	1.10
Win %				70%	50%
Tie %				10%	10%

C.2 Generalizing to other toolchains

Table 8 below presents the detailed results when adapting LLM-DSE to Stratus and Vitis.

Table 8: Performance on ASIC (Stratus) and Vitis flow. The raw latency and the speedup is reported.

Benchmark	Stratus			Vitis		
	Default	LLM-DSE	Speedup	Default	LLM-DSE	Speedup
3mm	611505	598839	1.02	1691966	908597	1.86
atax-med	–	–	–	1290929	259023	4.98
covariance	576002	569281	1.01	3915663	130525	30.00
fdtd-2d	2285960	1713990	1.33	581010	225786	2.57
gemm-p	714405	359863	1.99	352290	66640	5.29
gemver-med	–	–	–	2400477	444558	5.40
jacobi-2d	3130040	2506475	1.42	638705	216307	2.95
symm-opt	631202	621661	1.02	–	1916576	–
syr2k	1969600	1568840	1.26	406490	53653	7.58
trmm-opt	314461	301379	1.04	33984	33980	1.00
Geomean	957056	792066 (17156)	1.23		194992 (512)	4.26
Win %			100%			100%

C.3 Zero-shot and one-shot experiment

Table 9 shows the results of our zero-shot and one-shot experiments.

D Token Consumption of LLM-DSE

D.1 Number of input/output tokens and overhead over necessary information

Baseline represents the number of tokens consumed by necessary information, including input code and compiler logs. Results show that our approach has acceptable overhead over the baseline,

Table 9: Comparison with Direct Generation

Benchmark	DSE(A8)	GPT-4o		GPT-o1		LLM-DSE	
	# Cycles	# Cycles	vs. DSE	# Cycles	vs. DSE	# Cycles	vs. DSE
3mm	189 570	400 985	0.47	499 035	0.38	26 539	7.14
atax-medium	232 075	282 783	0.82	279 591	0.83	131 119	1.77
covariance	29 668	915 917	0.03	1 145 932	0.03	29 344	1.01
fdtd-2d	25 054	—	—	1 426 342	0.02	12 583	1.99
gemm-p	9 179	38 380	0.24	29 306	0.31	9 120	1.01
gemver-medium	168 086	262 431	0.64	274 282	0.61	187 339	0.90
jacobi-2d	238 164	4 335 041	0.06	4 333 761	0.05	164 284	1.45
symm-opt	13 277	602 857	0.02	510 990	0.03	13 277	1.00
syr2k	51 581	62 005	0.83	49 984	1.03	22 740	2.27
trmm-opt	24 567	477 490	0.05	62 032	0.40	3 517	6.99
Geomean			0.16		0.17		1.87
Win %			0%		10%		80%

Table 10: Token usage breakdown and overhead over baseline information.

Benchmark	Input Total	Output Total	Baseline: Code+Log	Code Input	Log Input	Delta to Baseline
3mm	2633467	27500	2049692	591318	1458374	1.28
atax-med	193652	4189	121612	30438	91174	1.59
covariance	1111239	15346	821864	241500	580364	1.35
fdtd-2d	1103020	11196	860876	230480	630396	1.28
gemm-p	478037	9058	325400	92000	233400	1.46
gemver-med	861753	12716	627435	187425	440010	1.37
jacobi-2d	696858	10513	498133	145866	352267	1.40
symm-opt	719798	11513	501110	148785	352325	1.44
syr2k	400229	8150	268876	84298	184578	1.49
trmm-opt	436723	7789	287416	58426	228990	1.52
3d-rendering	2689207	14677	2347689	1632015	715674	1.14
knn	3293064	27511	2708889	1418508	1290381	1.21
spam-filter	1871112	21665	1439902	580932	858970	1.29
conv2d	4721311	27877	3865126	1328925	2536201	1.22

indicating that our knowledge database and instructions only introduce slight overhead over the necessary information. In addition, we observe that the number of input tokens we consume is much more than the output tokens. This is because we need to put the code and the compiler logs in the input prompt for the agent to make decisions.

D.2 Breakdown Among Agents

We observe that the “router” consumes the most tokens. This is because (1) at each iteration, we instantiate the router multiple times for each specialist, with different instructions (2) the router requires multiple compiler logs to be presented to it to make selection. We would like to note that we have already made a preliminary effort to reduce the number of tokens consumed. Specifically, we parse the logs and keep only the necessary information (the design configuration, the latency and resource consumption).

The “specialists” also consumes a lot of tokens. This is because we have different specialists for each type of parameter and for each loop.

D.3 Number of tokens per iteration

As shown in Table 12, LLM-DSE maintains a stable token consumption throughout the exploration process. This is because we implement a history curator for the router. This avoids the explosion of context length as more configurations are explored.

Table 11: Token usage ratio by agent.

Benchmark	router	specialists	critic	arbitrator
3mm	0.25	0.60	0.03	0.11
atax-med	0.24	0.53	0.13	0.10
covariance	0.28	0.57	0.05	0.10
fdtd-2d	0.22	0.64	0.04	0.10
gemm-p	0.27	0.55	0.08	0.10
gemver-med	0.29	0.55	0.05	0.11
jacobi-2d	0.25	0.58	0.06	0.11
symm-opt	0.26	0.56	0.08	0.09
syr2k	0.29	0.52	0.08	0.10
trmm-opt	0.22	0.58	0.10	0.10
3d-rendering	0.42	0.49	0.02	0.07
knn	0.35	0.54	0.03	0.08
spam-filter	0.30	0.56	0.05	0.09
conv2d	0.27	0.61	0.02	0.11

Table 12: Token usage per iteration.

Benchmark	Iter 4	Iter 6	Iter 8	Iter 10
3mm	161013	171271	188029	188235
atax-med	24223	25065	22620	-
covariance	81104	81339	92382	93948
fdtd-2d	122421	130643	133686	139123
gemm-p	40817	44181	45651	42814
gemver-med	83235	86862	94297	90495
jacobi-2d	64762	66134	65679	64248
symm-opt	42728	42871	40986	40481
syr2k	46155	46408	45033	-
trmm-opt	31957	31150	35429	36000
3d-rendering	191473	225502	210687	206317
knn	199441	194102	188894	182003
spam-filter	92556	94518	88773	90231
conv2d	319065	404600	439850	463640

E Case study

We present two case studies of LLM-DSE’s advantage over search algorithms with a fixed heuristic. On the trmm-opt and the syr2k kernel, LLM-DSE could find a config with more than $2\times$ speedup compared with AutoDSE, even when we run AutoDSE $3\times$ longer than LLM-DSE.

We include below the best configs found by AutoDSE (after 24 hours, denoted as Auto24 in the paper) and LLM-DSE (after 8 hours), to demonstrate that LLM-DSE — through its novel architecture that integrates domain knowledge into the search process — can effectively overcome the limitations of fixed-heuristic-driven approaches.

Program: syr2k

Config found by AutoDSE

```
void kernel_syr2k(...) {
    int i, j, k;
    #pragma ACCEL PIPELINE off
    #pragma ACCEL TILE FACTOR=1
    #pragma ACCEL PARALLEL FACTOR=1
    for (i = 0; ...) {
        #pragma ACCEL PARALLEL FACTOR=8
        for (j = 0; ...) {
```

```

    // ...
}
#pragma ACCEL PIPELINE
#pragma ACCEL TILE FACTOR=1
#pragma ACCEL PARALLEL FACTOR=4
    for (k = 0; ...) {
#pragma ACCEL PARALLEL FACTOR=80
        for (j = 0; ...) {
            // ...
        }
    }
}
}
}

```

Config found by LLM-DSE

```

void kernel_syr2k(...) {
    int i, j, k;
#pragma ACCEL PIPELINE off
#pragma ACCEL TILE FACTOR=1
#pragma ACCEL PARALLEL FACTOR=1
    for (i = 0; ...) {
#pragma ACCEL PARALLEL FACTOR=20
        for (j = 0; ...) {
            // ...
        }
#pragma ACCEL PIPELINE off
#pragma ACCEL TILE FACTOR=1
#pragma ACCEL PARALLEL FACTOR=10
        for (k = 0; ...) {
#pragma ACCEL PARALLEL FACTOR=40
            for (j = 0; ...) {
                // ...
            }
        }
    }
}
}
}

```

For this program, AutoDSE prioritizes inner loop unrolling (factor=80), and stays in this local mode despite exploring for more time. LLM-DSE could balance the unrolling of inner and outer loops with the synergy between the specialists and the arbitrator, resulting in finding configs with much better performance in much shorter times.

Program: trmm-opt

Config found by AutoDSE

```

void kernel_trmm(...)
{
#pragma ACCEL PIPELINE off
#pragma ACCEL TILE FACTOR=1
#pragma ACCEL PARALLEL FACTOR=1
    for (int i = 0; ...) {
#pragma ACCEL PIPELINE flatten
#pragma ACCEL TILE FACTOR=1
#pragma ACCEL PARALLEL FACTOR=1
        for (int j = 0; ...) {
            // ...
#pragma ACCEL PARALLEL reduction=sum FACTOR=1
            for (int k = 0; ...) {
                // ...
            }
            // ...
        }
    }
}

```

```
}  
}
```

Config found by LLM-DSE

```
void kernel_trmm(...)  
{  
#pragma ACCEL PIPELINE off  
#pragma ACCEL TILE FACTOR=1  
#pragma ACCEL PARALLEL FACTOR=15  
    for (int i = 0; ...) {  
#pragma ACCEL PIPELINE flatten  
#pragma ACCEL TILE FACTOR=1  
#pragma ACCEL PARALLEL FACTOR=8  
        for (int j = 0; ...) {  
            // ...  
#pragma ACCEL PARALLEL reduction=sum FACTOR=1  
            for (int k = 0; ...) {  
                // ...  
            }  
            // ...  
        }  
    }  
}
```

In this case, LLM-DSE is able to optimize the value of the pragmas more extensively in each iteration, so it's able to identify a configuration with both pipeline flattening and coarse-grained unrolling (factor=8). For AutoDSE, it will only optimize one directive at a time by moving to its adjacent value. It fails to explore the scheme of flattening and unrolling the same loop under the 24 hours' time budget, due to its programmed heuristic.