

---

# Relation-Aware Graph Foundation Model

---

Jianxiang Yu<sup>1</sup>, Jiapeng Zhu<sup>1</sup>, Hao Qian<sup>2</sup>, Ziqi Liu<sup>2</sup>, Zhiqiang Zhang<sup>2</sup>, Xiang Li<sup>1</sup>

<sup>1</sup>School of Data Science and Engineering, East China Normal University

<sup>2</sup>Ant Group

{jianxiangyu,jiapengzhu}@stu.ecnu.edu.com  
 {qianhao.qh,ziqiliu,lingyao.zzq}@antgroup.com  
 xiangli@dase.ecnu.edu.cn

## Abstract

In recent years, large language models (LLMs) have demonstrated remarkable generalization capabilities across various natural language processing (NLP) tasks. Similarly, graph foundation models (GFMs) have emerged as a promising direction in graph learning, aiming to generalize across diverse datasets through large-scale pre-training. However, unlike language models that rely on explicit token representations, graphs lack a well-defined unit for generalization, making it challenging to design effective pre-training strategies. In this work, we propose REEF, a novel framework that leverages relation tokens as the basic units for GFMs. Inspired by the token vocabulary in LLMs, we construct a relation vocabulary of relation tokens to store relational information within graphs. To accommodate diverse relations, we introduce two hypernetworks that adaptively generate the parameters of aggregators and classifiers in graph neural networks based on relation tokens. In addition, we design another hypernetwork to construct dataset-specific projectors and incorporate a dataset-level feature bias into the initial node representations, enhancing flexibility across different datasets with the same relation. Further, we adopt graph data augmentation and a mixed-dataset pre-training strategy, allowing REEF to capture relational diversity more effectively and exhibit strong generalization capabilities. Extensive experiments show that REEF significantly outperforms existing methods on both pre-training and transfer learning tasks, underscoring its potential as a powerful foundation model for graph-based applications.

## 1 Introduction

In recent years, large language models (LLMs) have gained significant attention for their powerful generalization capabilities [1, 36, 31, 2]. These models, referred to as foundation models, are pre-trained on extensive and diverse data, enabling them to develop a deep and comprehensive understanding of linguistic patterns and information fusion. By leveraging this strong foundation, LLMs can be further fine-tuned on specific downstream tasks, achieving exceptional performance across various applications.

Similar to the advancements in natural language processing (NLP), the field of graph learning is actively exploring the development of graph foundation models (GFMs), which are also pre-trained on broad graph data and can be adapted to different domains or downstream tasks. Graphs, as a versatile and universal data structure, are capable of modeling real-world entities and their relationships. Relations act as connective bridges between entities, enabling graphs to capture complex interactions in a structured manner. For example, a sentence can be modeled as a word relation graph based on dependencies and grammar [9], and an image can be modeled as a graph where pixels are connected by adjacent pixels [37]. Other prevalent examples include citation networks and social networks [17, 21]. While language can explicitly decompose a sentence into basic units (i.e., tokens),

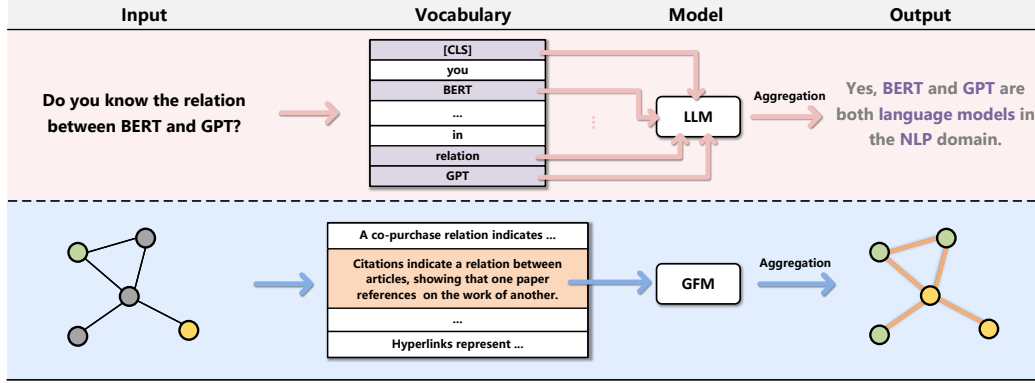


Figure 1: Relation vocabulary inspired by LLMs.

graph data is inherently complex and diverse, with its basic units being implicit. This presents a significant challenge for GFMs in designing appropriate specialized units.

Some existing methods primarily treat nodes or datasets as basic units for pre-training [13, 45, 16, 39]. They either directly learn distinct representations for each node or employ a mixture-of-experts (MoE) framework to capture the distribution of different datasets. Despite exhibiting some degree of generalization, these methods are limited in capturing universal knowledge, as the information contained in these units exhibits significant heterogeneity. For example, although both Cora and PubMed are citation networks, they span different domains—computer science and biomedicine—leading to significantly different node attributes. In contrast, citation relationships between articles tend to exhibit greater consistency across datasets, serving as common structural patterns despite domain differences. **Therefore, relations offer a more coherent and transferable basis for GFMs, making them better suited as fundamental units for pre-training.**

Our inspiration stems from how LLMs extract linguistic information from tokens, under the premise that a predefined vocabulary encodes each individual token. To comprehend an input sequence and generate appropriate responses, LLMs learn to aggregate information from tokens through weighted attention, yielding a global semantic representation used for output generation. With this idea in mind, we propose extending this paradigm to the graph domain, as depicted in Figure 1. Concretely, we analogously construct a vocabulary of *relation tokens* that encode relational information within graphs, serving as the basic units for GFMs. For a given input graph, each type of edge is mapped to a relation token from this vocabulary, capturing the semantics of the relation. A global graph representation is then derived by aggregating messages from the source and target nodes of each relation, weighted by the GFM parameters learned during pretraining. In essence, our approach focuses on modeling relations through flexible, token-specific message aggregation.

Based on this motivation, we propose a novel framework called REEF, which utilizes **RE**lations **E**ncoding to construct a graph **F**oundation model. We begin by conceptualizing graph data mining as the modeling of diverse relationships. In this view, edges in a graph represent relations, and downstream tasks such as link prediction and classification aim to infer the existence of specific relationships—either between two nodes or between a node and a label. To accommodate various types of relationships, we customize key components of graph neural networks (GNNs), including the *aggregator* and *classifier*, enhancing adaptability to relational heterogeneity. Specifically, we first build a relation vocabulary using language models, encoding textual descriptions of relationships into relational representations. These representations are then used to parameterize two *hypernetworks* [4, 11], which adaptively generate relation-specific aggregators and classifiers, enabling flexible message passing and effective task-specific inference. Further, to accommodate the diverse feature distributions of different datasets, we design an additional hypernetwork to construct dedicated feature projectors for each dataset using its specific description and incorporate a dataset-level bias into the initial node representations. Finally, we conduct pre-training with mixed-dataset training and graph data augmentation strategies, further improving the generalization capability of the foundation model. Extensive experimental results demonstrate that REEF achieves superior performance on both pre-training and transfer learning tasks. Our main contributions are summarized as follows:

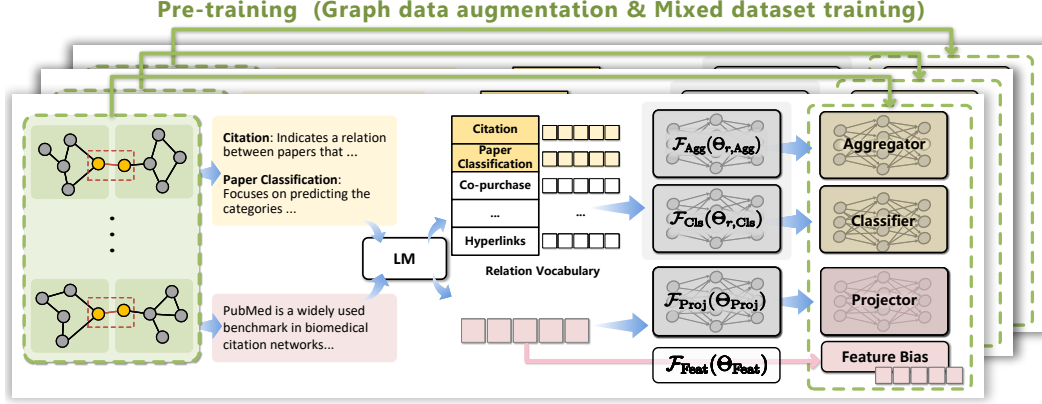


Figure 2: The overall framework of REEF.

- We propose a novel framework for graph foundation models that leverages relation tokens as basic units of graph data, enabling effective pre-training and transfer across different datasets.
- We design two hypernetworks to dynamically generate relation-specific aggregators and classifiers based on relational representations. Additionally, we introduce dataset-specific feature projectors and bias terms to enhance representation quality and improve generalization capabilities.
- Extensive experimental results demonstrate that our proposed framework achieves remarkable effectiveness on both pre-training and transfer learning tasks.

## 2 Preliminary

**Graph data.** Each graph dataset is represented as  $\mathcal{G} = \{\mathcal{V}_{\mathcal{G}}, \mathcal{E}_{\mathcal{G}}, X_{\mathcal{G}}, \mathcal{R}_{\mathcal{G}}, t_{\mathcal{G}}\}$ , where  $\mathcal{V}_{\mathcal{G}}$  denotes the set of nodes,  $\mathcal{E}_{\mathcal{G}}$  represents the set of edges,  $X_{\mathcal{G}}$  is the feature matrix corresponding to the nodes,  $\mathcal{R}_{\mathcal{G}}$  is the collection of textual descriptions for different relation types, and  $t_{\mathcal{G}}$  indicates the text description of the dataset. We define  $\mathcal{G} \in \mathcal{G}_{\text{source}} \cup \mathcal{G}_{\text{target}}$ , where  $\mathcal{G}_{\text{source}}$  represents the pretraining graph datasets,  $\mathcal{G}_{\text{target}}$  denotes the target graph datasets for transfer learning, and  $\mathcal{G}_{\text{source}} \cap \mathcal{G}_{\text{target}} = \emptyset$ . Additionally, we define relation vocabulary as  $\mathcal{R}_{\text{source}} = \{r | r \in \mathcal{R}_{\mathcal{G}}, \mathcal{G} \in \mathcal{G}_{\text{source}}\}$ , where  $r$  represents a relation token, i.e., the textual description of the relation.

**Objective.** The primary objectives of this work are centered around evaluating two fundamental aspects of Graph Foundation Models (GFM): (1) *Generalizability*: This aspect focuses on determining whether the model can effectively capture and leverage knowledge acquired from multiple pretraining datasets, enabling it to generalize well across diverse graph structures. (2) *Transferability*: This evaluates the model’s ability to transfer the knowledge learned during pretraining to new, unseen datasets, and its effectiveness in adapting to different domains. Building on these objectives, we assess the performance of our proposed framework in terms of both generalizability and transferability.

**Pre-training Tasks (Relation Prediction).** For each node  $v_i$ , we construct a  $k$ -hop subgraph  $s_i$  and define training triplets in the form  $\langle s_i, r_{ij}, s_j \rangle$ . Depending on the downstream task, these triplets fall into two categories: (1) Classification tasks:  $s_i$  denotes the subgraph centered at the node  $v_i$  to be classified, while  $s_j$  corresponds to a label node, represented as a subgraph containing only the label node itself. Each label node is defined as the centroid of all training samples associated with that specific label. The relation token  $r_{ij}$  denotes the textual description of the classification task within this domain. (2) Link prediction tasks:  $s_i$  and  $s_j$  are the subgraphs of nodes  $v_i$  and  $v_j$ , respectively, and  $r_{ij}$  represents the textual description of the edge type between them. For both tasks,  $r_{ij} \in \mathcal{R}_{\text{source}}$  represents the potential relationship between the subgraphs  $s_i$  and  $s_j$ . Our pretraining objective is to train a model  $\mathcal{F}(\Theta)$  to perform binary classification for different relations, aiming to predict the following probability:

$$P(y = 1 | \langle s_i, r_{ij}, s_j \rangle) = \mathcal{F}(\langle s_i, r_{ij}, s_j \rangle; \Theta), \quad (1)$$

where  $P(\cdot | \cdot)$  represents the conditional probability that the relationship described by  $r_{ij}$  exists between the subgraphs  $s_i$  and  $s_j$ . Thus, the goal of  $\mathcal{F}$  is to determine whether this relationship holds.

### 3 Methodology

In this section, we present REEF, whose overall architecture is shown in Figure 2. For each batch, we first use LM to generate relational and dataset representations based on their descriptions. These representations are mapped to the parameters of the aggregator and classifier through two hypernetworks,  $\mathcal{F}_{\text{Agg}}$  and  $\mathcal{F}_{\text{Cls}}$ , respectively. The dataset representation is mapped to a feature projector via another hypernetwork  $\mathcal{F}_{\text{Proj}}$ , and a dataset-specific feature bias is derived to enhance flexibility. Finally, all components are pre-trained with graph data augmentation and a mixed-dataset strategy.

#### 3.1 Feature Alignment

Since the node feature matrices across datasets may differ in dimension, we align them using the following transformation:

$$\hat{x}_i = \mathcal{T}(x_i) \in \mathbb{R}^{d_x}, \quad x_i \in \mathbb{R}^{d_{x_i}}, \quad (2)$$

where  $x_i$  denotes the initial feature corresponding to node  $v_i$ ,  $d_{x_i}$  and  $d_x$  represent the initial attribute dimension and the transformed attribute dimension, respectively. The function  $\mathcal{T}(\cdot)$  serves as a transformation operator that aligns feature representations across different datasets. To ensure compatibility with graph data containing numerical attributes, we employ singular value decomposition (SVD) for this transformation.

#### 3.2 Multi-Relation Hypernetwork Learning

For each relation token  $r$  in the relation vocabulary, we initialize its representation by using a language model (LM). Specifically, we use Sentence-BERT [23], a widely used model for generating effective sentence representations. The initial relation representation for each token is denoted as:

$$h_r = \text{LM}(r), \quad r \in \mathcal{R}_{\text{source}} \quad (3)$$

##### 3.2.1 Aggregator for Relation Modeling

Inspired by the Relational Graph Convolutional Network (RGCN) [24], we propose a method that designs tailored aggregators for different relations, accounting for the varying impacts of relationships on nodes. Specifically, REEF adaptively adjusts the message passing mechanism conditioned on the relation type. To achieve this, we introduce a hypernetwork that takes relation representations as input and generates tailored aggregator parameters for each specific relation. In other words, the hypernetwork maps semantic information from the language model to the aggregator parameters. The mapping can be formalized as follows:

$$\Phi_r^{(l)} = \mathcal{F}_{\text{Agg}}(h_r; \Theta_{r, \text{Agg}}^{(l)}), \quad l = 1, 2, \dots, L, \quad (4)$$

where  $\Phi_r^{(l)}$  represents the weight parameters of the aggregator corresponding to relation token  $r$  at layer  $l$ , and  $L$  denotes the total number of layers in the graph neural network. The mapping function  $\mathcal{F}_{\text{Agg}}(h_r; \Theta_{r, \text{Agg}}^{(l)})$  determines the aggregator for relation token  $r$  at layer  $l$ , where  $\Theta_{r, \text{Agg}}^{(l)}$  denotes parameters of the corresponding hypernetwork that generates the aggregators. With the parameters of the aggregators obtained, we can perform message passing for different relations within the subgraph. In subgraph  $s_i$ , the representation  $h_{v_i}$  of node  $v_i$  at layer  $l + 1$  is computed as follows:

$$h_{v_i}^{(l+1)} = \sigma \left( h_{v_i}^{(l)} + \sum_{r \in \mathcal{R}_{\text{source}}} \sum_{v_j \in \mathcal{N}_i^r} \frac{1}{|\mathcal{N}_i^r|} \Phi_r^{(l)} h_{v_j}^{(l)} \right), \quad (5)$$

where  $\mathcal{N}_i^r$  represents the set of neighbors of node  $v_i$  connected through relation token  $r$ . To ensure balanced contributions from neighbors, we apply the normalization factor  $\frac{1}{|\mathcal{N}_i^r|}$ , mitigating the potential over-representation of densely connected nodes. A nonlinear activation function  $\sigma(\cdot)$  (e.g.,  $\text{ReLU}(\cdot)$ ) is subsequently applied to introduce nonlinearity and enhance the expressiveness of the updated node representation. Finally, the representation of node  $v_i$  from the last layer,  $h_{v_i}^{(L)}$ , serves as the overall representation  $h_{s_i}$  for the corresponding subgraph  $s_i$ .

### 3.2.2 Task-Specific Classifier for Relational Inference

For each training triple  $\langle s_i, r_{ij}, s_j \rangle$ , we compute the representations of the two subgraphs,  $h_{s_i}$  and  $h_{s_j}$ , respectively. Based on these subgraph representations, REEF utilizes relation token  $r_{ij}$  as a supervision signal to predict the type of relationship between the two subgraphs. Since different types of relations correspond to distinct semantics and mapping spaces, we design independent classifiers for each relation to determine whether a specific relation token  $r$  exists between the subgraphs. To effectively distinguish various types of relations, we introduce another hypernetwork to adaptively learn the parameters of different classifiers based on the relation representation  $h_r$ . The relation-specific classifier is defined as follows:

$$\Psi_r = \mathcal{F}_{\text{Cls}}(h_r; \Theta_{r, \text{Cls}}), \quad (6)$$

where  $\mathcal{F}_{\text{Cls}}(h_r; \Theta_{r, \text{Cls}})$  denotes the mapping function that takes the relation representation  $h_r$  as input and outputs the classifier parameters  $\Psi_r$ . Here,  $\Theta_{r, \text{Cls}}$  represents the hypernetwork parameters specific to the classifier for relation token  $r$ . Subsequently, the representations of subgraphs  $h_{s_i}$  and  $h_{s_j}$  are combined via the Hadamard product ( $\odot$ ) to form a joint representation  $h_{s_{ij}}$ . The relation-specific classifier, parameterized by  $\Psi_r$ , is then applied to predict the probability  $P(y | \langle s_i, r_{ij}, s_j \rangle)$  of the given relation  $r$  between subgraphs  $s_i$  and  $s_j$ , as described by the following equation:

$$h_{s_{ij}} = h_{s_i} \odot h_{s_j}, \quad P(y | \langle s_i, r_{ij}, s_j \rangle) = \text{sigmoid}(\Psi_r h_{s_{ij}}) \in (0, 1). \quad (7)$$

Based on the two aforementioned hypernetworks, REEF constructs mapping functions that transform relation tokens into parameters of the aggregators and classifiers. This design allows the graph foundation model to effectively capture a wide range of relations during pretraining, thereby enabling the development of specialized aggregators and classifiers tailored to each specific relation. Consequently, REEF exhibits stronger generalization capabilities.

### 3.3 Feature Representation Enhancement

In the process of designing the aggregators and classifiers, we observe that different datasets exhibiting the same relation can share the same aggregator and classifier parameters. However, node attributes across different datasets exhibit significant variations, reflecting the distinct characteristics inherent to each dataset. For example, both Cora and PubMed are citation networks where the edges represent *citation relationships*, and their classification tasks focus on *research papers*. Despite this similarity, the node attributes differ significantly: Cora predominantly contains papers related to *computer science*, while PubMed is centered around *diabetes research*. To effectively capture the dataset-specific variations, we introduce an additional hypernetwork to learn a dedicated dataset projector.

Specifically, based on the dataset description  $t_{\mathcal{G}}$  of dataset  $\mathcal{G}$ , we encode it using Sentence-BERT to obtain its representation  $h_{t_{\mathcal{G}}}$ . Note that  $h_{t_{\mathcal{G}}}$  is a learnable embedding, enhancing the flexibility and expressiveness of the representation. Then, we apply the mapping function  $\mathcal{F}_{\text{Proj}}$ , implemented by the hypernetwork, to generate the projection matrix  $\Phi_{\mathcal{G}}$ , which is formulated as follows:

$$h_{t_{\mathcal{G}}} = \text{LM}(t_{\mathcal{G}}), \quad \Phi_{\mathcal{G}}^{(l)} = \mathcal{F}_{\text{Proj}}(h_{t_{\mathcal{G}}}; \Theta_{\mathcal{G}, \text{Proj}}^{(l)}), \quad (8)$$

where  $\Phi_{\mathcal{G}}^{(l)}$  and  $\Theta_{\text{Proj}}^{(l)}$  represent the parameters of the  $l$ -th layer, with the former being for the projector and the latter for the hypernetwork. Accordingly, the update of node  $v_i$  at layer  $l + 1$  in the GNN, as given in Eq. (5), is reformulated as:

$$h_{v_i}^{(l+1)} = \sigma \left( \Phi_{\mathcal{G}}^{(l)} h_{v_i}^{(l)} + \sum_{r \in \mathcal{R}_{\text{source}}} \sum_{v_j \in \mathcal{N}_i^r} \frac{1}{|\mathcal{N}_i^r|} \Phi_r^{(l)} h_{v_j}^{(l)} \right), \quad (9)$$

Furthermore, to enhance the representation of features, we incorporate a dataset-level feature bias to the initial representation of each node. This process is formulated as follows:

$$h_{\mathcal{G}} = \mathcal{F}_{\text{Feat}}(h_{t_{\mathcal{G}}}; \Theta_{\text{Feat}}) \in \mathbb{R}^{d_x}, \quad h_{v_i}^{(0)} = \hat{x}_i + h_{\mathcal{G}}, \quad (10)$$

where  $\mathcal{F}_{\text{Feat}}$  is the feature bias transformation function parameterized by  $\Theta_{\text{Feat}}$ , which maps the dataset representation into a bias term. Here,  $\hat{x}_i$  represents the transformed feature of node  $v_i$  as defined in Eq. (2) and  $h_{\mathcal{G}}$  refers to the feature bias of the corresponding dataset. The dedicated dataset projector and feature bias enable the model to adapt to diverse dataset distributions.

Table 1: Comparison of model performance on various pretraining datasets. The table reports accuracy (Acc %) and the performance gap ( $\Delta = \text{Top} - \text{Score}$ ) to the best result on each dataset. The average ‘‘Acc’’ is the mean accuracy calculated across the five datasets presented in the table. The **best** result is bold and underlined, while the runner-up is underlined.

Domain	Citation		WebKB		Amazon	Average	
Dataset	Pubmed	Citeseer	Wisconsin	Texas	Photo	Acc $\uparrow$	$\Delta \downarrow$
GCN (ind)	<b>88.42</b> ( $\Delta_{0.00}$ )	<u>76.50</u> ( $\Delta_{0.05}$ )	51.76 ( $\Delta_{24.71}$ )	55.14 ( $\Delta_{25.81}$ )	<b>93.02</b> ( $\Delta_{0.00}$ )	72.97	10.11
GAT (ind)	86.33 ( $\Delta_{2.09}$ )	<b>76.55</b> ( $\Delta_{0.00}$ )	49.41 ( $\Delta_{27.06}$ )	52.16 ( $\Delta_{28.79}$ )	<u>92.73</u> ( $\Delta_{0.29}$ )	71.44	11.65
GCN (joint)	61.21 ( $\Delta_{27.21}$ )	64.86 ( $\Delta_{11.69}$ )	61.21 ( $\Delta_{15.26}$ )	57.14 ( $\Delta_{23.81}$ )	30.45 ( $\Delta_{62.57}$ )	54.97	28.11
GAT (joint)	52.93 ( $\Delta_{35.49}$ )	57.81 ( $\Delta_{18.74}$ )	55.81 ( $\Delta_{20.66}$ )	52.38 ( $\Delta_{28.57}$ )	28.52 ( $\Delta_{64.50}$ )	49.49	33.59
RGCN (joint)	80.30 ( $\Delta_{8.12}$ )	71.77 ( $\Delta_{4.78}$ )	<u>72.09</u> ( $\Delta_{4.38}$ )	<b>80.95</b> ( $\Delta_{0.00}$ )	79.03 ( $\Delta_{13.99}$ )	<u>76.83</u>	<u>6.25</u>
REEF	<u>86.38</u> ( $\Delta_{2.04}$ )	72.37 ( $\Delta_{4.18}$ )	<b>76.47</b> ( $\Delta_{0.00}$ )	<u>70.27</u> ( $\Delta_{10.68}$ )	<u>93.01</u> ( $\Delta_{0.01}$ )	<b>79.70</b>	<b>3.38</b>

In summary, the parameterized hypernetworks in REEF include  $\{\Theta_{r,\text{Agg}}, \Theta_{r,\text{Cls}}, \Theta_{\mathcal{G},\text{Proj}}\}$ , where  $r \in \mathcal{R}_{\text{source}}$ . For each relation token  $r$ , the parameters of its tailored aggregator and classifier, denoted as  $\{\Phi_r^{(1)}, \Phi_r^{(2)}, \dots, \Phi_r^{(L)}\}$  and  $\Psi_r$  are computed by two hypernetworks  $\mathcal{F}_{\text{Agg}}$  and  $\mathcal{F}_{\text{Cls}}$ , respectively. The hypernetwork  $\mathcal{F}_{\text{Proj}}$  generates the parameters of dataset projector  $\{\Phi_{\mathcal{G}}^{(1)}, \Phi_{\mathcal{G}}^{(2)}, \dots, \Phi_{\mathcal{G}}^{(L)}\}$ . Moreover, the feature bias transformation is achieved by learning parameters  $\Theta_{\text{Feat}}$  in  $\mathcal{F}_{\text{Feat}}$ . Building upon this framework, we proceed with the pre-training of the graph foundation model.

### 3.4 Pre-training Strategy

To enhance the robustness and generalization capabilities of REEF, we introduce graph data augmentation and a mixed dataset training strategy during pretraining. These techniques are designed to capture relational diversity more effectively, mitigate overfitting, and enhance adaptability across various graph structures. Specifically, graph data augmentation introduces edge perturbation by randomly removing edges in each training epoch, encouraging the model to accommodate topological variations. In parallel, REEF is trained using a mixed-dataset strategy across multiple graph domains. Each dataset is divided into batches, and all batches are randomly shuffled to construct a unified training queue. This design not only mitigates the risk of overfitting to a single dataset but also balances datasets of varying scales, thereby enhancing generalization.

For downstream tasks, the pretrained foundation model is fine-tuned on the target dataset  $\mathcal{G} \in \mathcal{G}_{\text{target}}$ . The corresponding aggregators and classifiers are obtained by the learned relation tokens from the relation vocabulary. Additionally, the projector  $\Phi_{\mathcal{G}}$  and feature bias  $h_{\mathcal{G}}$  are learned specifically for  $\mathcal{G}$ .

## 4 Experiments

In this section, we present the experimental results of our proposed framework, REEF, along with the baseline methods. Due to space limitations, we defer additional results and analyses to the Appendix, including: visualization of learned representations (Appendix D), computational complexity analysis (Appendix E), performance on link prediction tasks (Appendix F.1), ablation studies (Appendix F.2), evaluation on out-of-domain relations (Appendix F.3), the impact of varying hidden dimensions (Appendix F.4), and pre-training performance trends across different datasets (Appendix F.5).

### 4.1 Experimental Settings

#### 4.1.1 Datasets and baselines

**Datasets.** For a fair comparison, we conduct experiments on real-world datasets from four different domains, including (1) two knowledge graphs: FB15K237 and WN18RR [30]; (2) three citation networks: Pubmed, Citeseer, and Cora [25, 42]; (3) three WebKB subsets: Wisconsin, Texas, and Cornell [22]; and (4) two Amazon co-purchase networks: Computers and Photo [26]. Detailed descriptions of these datasets are provided in Appendix A.

**Baselines.** We compare our proposed framework with three groups of baseline models: (1) General supervised GNN methods including GCN [14], GAT [32], and RGCN [24]. (2) Graph contrastive

Table 2: Performance comparison of different methods under transfer learning ( $C$ -way 1-shot). “GCOPE+CL” and “GCOPE+Sim” denote the variants of GCOPE that utilize the contrastive learning frameworks of GraphCL and SimGRACE, respectively. The **best** results are highlighted in bold. “Improve.” represents the improvement of REEF over the best baseline on the corresponding metric.

Method	Cora (Citation)			Cornell (WebKB)			Computers (Amazon)		
	Acc	AUC	F1	Acc	AUC	F1	Acc	AUC	F1
GCN	0.3012 $\pm$ .06	0.6444 $\pm$ .04	0.2591 $\pm$ .04	0.3263 $\pm$ .04	0.5666 $\pm$ .01	0.3151 $\pm$ .03	0.2602 $\pm$ .07	0.6773 $\pm$ .02	0.2428 $\pm$ .04
GAT	0.3646 $\pm$ .04	0.6769 $\pm$ .03	0.3108 $\pm$ .04	0.3275 $\pm$ .14	0.5306 $\pm$ .03	0.1497 $\pm$ .04	0.3482 $\pm$ .07	0.6878 $\pm$ .05	0.2397 $\pm$ .05
GraphCL	0.2507 $\pm$ .06	0.6350 $\pm$ .03	0.2240 $\pm$ .03	0.4175 $\pm$ .04	0.6350 $\pm$ .02	0.3500 $\pm$ .04	0.2856 $\pm$ .04	0.6467 $\pm$ .03	0.1653 $\pm$ .06
SimGRACE	0.2492 $\pm$ .02	0.5765 $\pm$ .03	0.1567 $\pm$ .04	0.3438 $\pm$ .13	0.5954 $\pm$ .09	0.2168 $\pm$ .09	0.2666 $\pm$ .10	0.6286 $\pm$ .01	0.1603 $\pm$ .03
GCOPE+CL	0.3368 $\pm$ .02	0.6971 $\pm$ .04	0.2967 $\pm$ .03	0.3975 $\pm$ .10	0.6694 $\pm$ .04	0.3120 $\pm$ .04	0.3439 $\pm$ .03	0.7023 $\pm$ .01	0.2976 $\pm$ .03
GCOPE+Sim	0.2525 $\pm$ .05	0.5744 $\pm$ .03	0.1722 $\pm$ .06	0.3675 $\pm$ .09	0.6045 $\pm$ .04	0.2339 $\pm$ .04	0.3230 $\pm$ .01	0.6994 $\pm$ .00	0.2515 $\pm$ .00
MDGPT	0.4421 $\pm$ .08	0.7912 $\pm$ .05	0.4271 $\pm$ .08	0.2400 $\pm$ .08	0.5776 $\pm$ .04	0.1723 $\pm$ .04	0.3837 $\pm$ .09	0.7950 $\pm$ .04	0.4120 $\pm$ .08
<b>REEF</b>	<b>0.4866</b> $\pm$ .04	<b>0.8035</b> $\pm$ .03	<b>0.4800</b> $\pm$ .05	<b>0.4865</b> $\pm$ .08	<b>0.7016</b> $\pm$ .03	<b>0.3649</b> $\pm$ .07	<b>0.4772</b> $\pm$ .06	<b>0.8480</b> $\pm$ .03	<b>0.4403</b> $\pm$ .02
Improve.	+10.07%	+1.55%	+12.39%	+16.52%	+4.81%	+4.08%	+24.05%	+6.67%	+6.87%

learning methods like GraphCL [43] and SimGRACE [38]. (3) Graph pre-training methods for transfer: GCOPE [45] and MDGPT [44]. We also notice some recent related methods like AnyGraph [39] and GFT [35]. However, AnyGraph is designed for zero-shot learning setting, while GFT adopts a data split strategy for node classification that is different from GCOPE and MDGPT’s. Therefore, we follow the same setting of GCOPE and MDGPT and include them as GFM baselines. For further details, refer to Appendix B.

#### 4.1.2 Implementation details

REEF includes 7 pre-training datasets: FB15K237, WN18RR, Pubmed, Citeseer, Wisconsin, Texas, and Photo. During pretraining, only the training samples of these datasets are used. For the relation vocabulary, the relation tokens of the aggregators and classifiers for FB15K237 and WN18RR are derived from the edge descriptions in their original datasets. As for Pubmed and Citeseer, they are based on the descriptions of “citation” and “paper classification”, respectively. Similarly, for Wisconsin and Texas, the relation token for the aggregator corresponds to the description of “hyperlink”, while the relation token for the classifier is based on the description of “web page classification.” In the case of Photo, relation tokens are derived from the descriptions of “co-purchase” and “product classification.” The transfer learning datasets  $\mathcal{G}_{\text{target}}$  include Cora, Cornell, and Computers, whose aggregators and classifiers are consistent with the dataset from the same domain. In total, the size of the relation vocabulary in this pre-training setting is 254.

For evaluation, we assess pre-training performance on the test set of the pre-training datasets  $\mathcal{G}_{\text{source}}$ , using accuracy (Acc) as the performance metric. In transfer learning, we follow the GCOPE setup, adopting the  $C$ -way, 1-shot learning, where  $C$  represents the number of classes in the target datasets  $\mathcal{G}_{\text{target}}$ . The remaining data is split into a validation set and a test set in a 1:9 ratio. We run the experiments five times and report the average results. Transfer learning performance is evaluated using classification accuracy (Acc), AUC-ROC (AUC), and F1 score (F1). For further details on the experimental setup and the specific description of relation vocabulary, please refer to Appendix C.

## 4.2 Pre-training Performance

Table 1 presents the pre-training experimental results of REEF compared to other baseline models. The notation “ind” indicates models trained and tested independently on a single dataset, while “joint” represents models trained simultaneously on five datasets: Pubmed, Citeseer, Wisconsin, Texas, and Photos. In the “joint” setting, all methods utilize the same input features as REEF, and the labels from all datasets are combined into a unified classification space. i.e., the number of output categories is equal to the sum of the categories of all datasets. Furthermore, RGCN employs the same edge type configuration as REEF, where datasets from the same domain share identical edge types.

From the results, we can draw the following key findings: (1) REEF achieves the best overall performance. Among all methods, REEF attains the highest average accuracy of 79.70%, demonstrating superior overall performance and maintaining a leading edge across multiple datasets. (2) REEF and RGCN significantly outperform GCN and GAT in the joint training setting. By considering cross-domain edge information, REEF and RGCN achieve better generalization in multi-dataset learning. (3) REEF demonstrates more stable performance across different datasets, consistently achieving

near-optimal or best accuracy. For example, it attains 76.47% on Wisconsin, 70.27% on Texas, and 93.01% on Photo. In contrast, other methods show significant performance fluctuations across different datasets. Notably, REEF has the lowest performance gap ( $\Delta=3.38$ ) among all methods, indicating minimal variance across datasets and the highest overall stability. Compared to RGCN, REEF further improves the effectiveness of aggregators and classifiers by leveraging a relation vocabulary to map relations to tailored aggregation functions ( $\mathcal{F}_{\text{Agg}}$ ) and classification functions ( $\mathcal{F}_{\text{Cls}}$ ), while dedicated projectors differentiate datasets within the same domain.

In conclusion, REEF demonstrates outstanding generalization, significantly outperforming other methods due to the universal knowledge learned from relation tokens and enhanced dataset-level feature representations.

### 4.3 Transfer Learning Performance

We compare the transfer performance of REEF across datasets from different domains. For graph contrastive learning methods, the backbone is GCN, and the results of the baseline models are directly reported from [45]. The overall results are presented in Table 2. From the table, we observe that REEF demonstrates significantly superior transfer performance across all datasets, achieving substantial improvements on all three metrics. Compared to GCOPE and MDGPT that treat the dataset level as the basic unit, REEF focuses more on the relationships between nodes across different domains. This further highlights the importance of relation tokens in enhancing the generalizability and transferability of graph foundation models.

### 4.4 Scaling Laws in Performance Across Different Dataset Scales

To further explore the performance of REEF under different dataset scales, we focus on the citation domain and adopt six different pre-training dataset settings: (1) Pubmed; (2) Citeseer; (3) Pubmed and Citeseer; (4) Pubmed, Citeseer, Wisconsin, and Texas; (5) Pubmed, Citeseer, Wisconsin, Texas, and Photo; (6) Pubmed, Citeseer, Wisconsin, Texas, Photo, FB15K237, and WN18RR. We then evaluate the pre-training performance of our model on Pubmed and Citeseer, assess its transfer learning performance on Cora, and analyze the average performance of the model under different pre-training dataset scales. Figure 3 presents the following key observations:

(1) **Pre-training performance:** Pubmed and Citeseer, when used individually as pre-training datasets, both exhibit strong downstream performance. However, as more datasets are added, accuracy initially drops—likely due to negative transfer from distributional shifts in multi-dataset training—before later improving. This rebound stems from an enriched vocabulary and exposure to diverse relations, which help the model learn more generalizable representations. This further emphasizes the importance of the relation vocabulary, as different relations play a crucial role in the graph foundation model’s ability to learn universal knowledge.

(2) **Transfer learning performance:** Pre-training on Citeseer alone achieves the best transfer accuracy on Cora, likely due to topological and semantic similarities. In contrast, although Pubmed is also a citation network, it shows the worst transfer performance. The reason is that Citeseer and Cora both belong to the computer science field, making their aggregators and classifiers more similar, while Pubmed belongs to the medical field, causing greater differences in its aggregators and classifiers compared to Cora. Consequently, the combination of Pubmed and Citeseer leads to inferior transfer

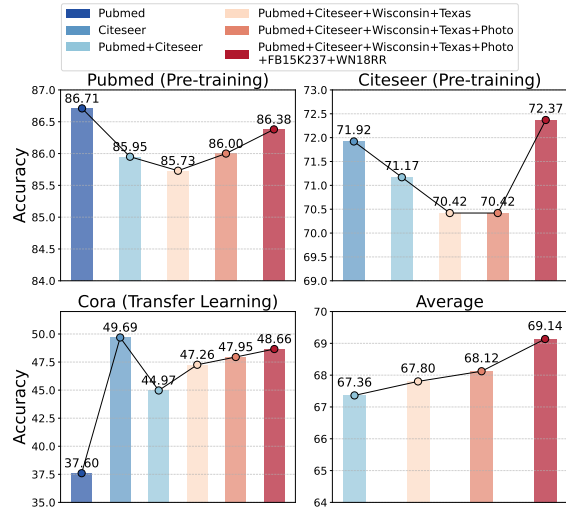


Figure 3: Performance comparison across different dataset scales in the citation domain.



performance compared to using Citeseer alone. Nevertheless, as the training dataset scale increases, the performance of Cora keeps improving. This phenomenon shows that incorporating training data with diverse relations can enhance the model’s transferability, leading to better cross-dataset generalization.

(3) **Overall average performance:** As the dataset scale increases and relations become more enriched, the average accuracy gradually improves. Although certain tasks may experience temporary performance drops, expanding the dataset scale generally provides richer representation learning signals, ultimately benefiting the model. The observed results further validate the effectiveness of REEF as a pre-training framework for graph foundation models, while also demonstrating a certain degree of scaling law, indicating that increasing the training dataset scale enhances the model’s generalizability and transferability.

## 5 Related Work

With the remarkable success of LLMs, GFMs have emerged as a prominent research direction in the graph domain [20, 7, 18], aiming to improve generalization across tasks and domains through training on large-scale and diverse graph datasets [20, 7, 18]. Recently, researchers have proposed various approaches to explore the construction of GFMs. Some methods investigate their feasibility by leveraging LLMs [48, 28, 5, 34]. However, while LLMs excel at processing textual data, they still face challenges in perceiving complex graph structures, particularly as graph size and sequence length increase.

**GNN-based GFMs.** Consequently, another line of work focuses on utilizing GNNs to build GFMs [46]. Certain graph prompt-based methods aim to generalize pre-trained models across different tasks [47, 10, 27, 8, 19, 15]. In addition, several studies have explored the generalization capability across different datasets, where various approaches utilize distinct graph elements as base units to learn how GFMs generalize to different datasets or domains. For node-level generalization, Prodigy [13] constructs task graphs that propagate label information from the support set to queries, thereby enabling in-context learning. OpenGraph [40] develop a graph tokenizer that transforms input graphs into unified token sequences, with each token representing a node and a semantic vector, thereby standardizing node distributions across different graphs. For dataset-level generalization, OMOG [16] and AnyGraph [39] both adopt Mixture-of-experts (MoE) [3], training a separate model for each pretraining graph to capture its unique structural and feature characteristics. GCOPE [45] introduces coordinators to merge multiple graph datasets into a single large graph during pretraining, facilitating knowledge transfer across datasets. Moreover, MDGPT [44] employs domain tokens to align graph features across different domains and incorporates a dual prompt mechanism to further enhance adaptation to target tasks.

## 6 Conclusion and Limitation Discussion

In this paper, we proposed REEF, a novel framework that introduces relation tokens as basic units for graph foundation models. We constructed a relation vocabulary to store relational information and design two hypernetworks to adaptively generate the parameters of aggregators and classifiers based on relation tokens. Additionally, another hypernetwork generates dataset-specific feature projectors and incorporate a dataset-level feature bias based on dataset description, improving flexibility across datasets with the same relations. By leveraging graph data augmentation and a mixed-dataset pretraining strategy, REEF effectively captures relational diversity and improves generalization. Comprehensive experiments and analyses demonstrate that REEF performs exceptionally well in both pretraining and transfer learning tasks, exhibiting strong generalizability and transferability while also revealing scaling laws to some extent. This provides an effective and scalable method for advancing the development of GFMs.

While our current study focuses on homogeneous graph settings to better highlight the core contribution of our framework, it can be readily extended to heterogeneous graphs with minor architectural adjustments. For instance, by introducing type-specific projectors for different node types, the model can naturally accommodate heterogeneity. This extension preserves the overall modeling paradigm and is aligned with established practices in heterogeneous GNNs, which we leave for our future work.

## References

- [1] J. Achiam, S. Adler, S. Agarwal, L. Ahmad, I. Akkaya, F. L. Aleman, D. Almeida, J. Altenschmidt, S. Altman, S. Anadkat, et al. Gpt-4 technical report. *arXiv preprint arXiv:2303.08774*, 2023.
- [2] T. Brown, B. Mann, N. Ryder, M. Subbiah, J. D. Kaplan, P. Dhariwal, A. Neelakantan, P. Shyam, G. Sastry, A. Askell, et al. Language models are few-shot learners. *Advances in neural information processing systems*, 33:1877–1901, 2020.
- [3] W. Cai, J. Jiang, F. Wang, J. Tang, S. Kim, and J. Huang. A survey on mixture of experts. *arXiv preprint arXiv:2407.06204*, 2024.
- [4] V. K. Chauhan, J. Zhou, P. Lu, S. Molaei, and D. A. Clifton. A brief review of hypernetworks in deep learning. *Artificial Intelligence Review*, 57(9):250, 2024.
- [5] R. Chen, T. Zhao, A. Jaiswal, N. Shah, and Z. Wang. Llaga: Large language and graph assistant. *arXiv preprint arXiv:2402.08170*, 2024.
- [6] E. Chien, W.-C. Chang, C.-J. Hsieh, H.-F. Yu, J. Zhang, O. Milenkovic, and I. S. Dhillon. Node feature extraction by self-supervised multi-scale neighborhood prediction. *arXiv preprint arXiv:2111.00064*, 2021.
- [7] K. Dong, H. Mao, Z. Guo, and N. V. Chawla. Universal link predictor by in-context learning. *arXiv preprint arXiv:2402.07738*, 2024.
- [8] T. Fang, Y. Zhang, Y. Yang, C. Wang, and L. Chen. Universal prompt tuning for graph neural networks. *Advances in Neural Information Processing Systems*, 36, 2024.
- [9] Y. Gao, T.-H. Huang, and R. J. Passonneau. Abcd: A graph framework to convert complex sentences to a covering set of simple sentences. *arXiv preprint arXiv:2106.12027*, 2021.
- [10] C. Gong, X. Li, J. Yu, Y. Cheng, J. Tan, and C. Yu. Self-pro: A self-prompt and tuning framework for graph neural networks. In *Joint European Conference on Machine Learning and Knowledge Discovery in Databases*, pages 197–215. Springer, 2024.
- [11] D. Ha, A. Dai, and Q. V. Le. Hypernetworks. *arXiv preprint arXiv:1609.09106*, 2016.
- [12] Z. Hou, X. Liu, Y. Cen, Y. Dong, H. Yang, C. Wang, and J. Tang. Graphmae: Self-supervised masked graph autoencoders. In *Proceedings of the 28th ACM SIGKDD conference on knowledge discovery and data mining*, pages 594–604, 2022.
- [13] Q. Huang, H. Ren, P. Chen, G. Kržmanc, D. Zeng, P. S. Liang, and J. Leskovec. Prodigy: Enabling in-context learning over graphs. *Advances in Neural Information Processing Systems*, 36, 2024.
- [14] T. N. Kipf and M. Welling. Semi-supervised classification with graph convolutional networks. *arXiv preprint arXiv:1609.02907*, 2016.
- [15] H. Liu, J. Feng, L. Kong, N. Liang, D. Tao, Y. Chen, and M. Zhang. One for all: Towards training one graph model for all classification tasks. *arXiv preprint arXiv:2310.00149*, 2023.
- [16] J. Liu, H. Mao, Z. Chen, W. Fan, M. Ju, T. Zhao, N. Shah, and J. Tang. One model for one graph: A new perspective for pretraining with cross-domain graphs. *arXiv preprint arXiv:2412.00315*, 2024.
- [17] J. Liu, F. Xia, X. Feng, J. Ren, and H. Liu. Deep graph learning for anomalous citation detection. *IEEE Transactions on Neural Networks and Learning Systems*, 33(6):2543–2557, 2022.
- [18] J. Liu, C. Yang, Z. Lu, J. Chen, Y. Li, M. Zhang, T. Bai, Y. Fang, L. Sun, P. S. Yu, et al. Towards graph foundation models: A survey and beyond. *arXiv preprint arXiv:2310.11829*, 2023.
- [19] Z. Liu, X. Yu, Y. Fang, and X. Zhang. Graphprompt: Unifying pre-training and downstream tasks for graph neural networks. In *Proceedings of the ACM Web Conference 2023*, pages 417–428, 2023.

- [20] H. Mao, Z. Chen, W. Tang, J. Zhao, Y. Ma, T. Zhao, N. Shah, M. Galkin, and J. Tang. Position: Graph foundation models are already here. In *Forty-first International Conference on Machine Learning*.
- [21] S. A. Myers, A. Sharma, P. Gupta, and J. Lin. Information network or social network? the structure of the twitter follow graph. In *Proceedings of the 23rd international conference on world wide web*, pages 493–498, 2014.
- [22] H. Pei, B. Wei, K. C.-C. Chang, Y. Lei, and B. Yang. Geom-gcn: Geometric graph convolutional networks. *arXiv preprint arXiv:2002.05287*, 2020.
- [23] N. Reimers. Sentence-bert: Sentence embeddings using siamese bert-networks. *arXiv preprint arXiv:1908.10084*, 2019.
- [24] M. Schlichtkrull, T. N. Kipf, P. Bloem, R. Van Den Berg, I. Titov, and M. Welling. Modeling relational data with graph convolutional networks. In *The semantic web: 15th international conference, ESWC 2018, Heraklion, Crete, Greece, June 3–7, 2018, proceedings 15*, pages 593–607. Springer, 2018.
- [25] P. Sen, G. Namata, M. Bilgic, L. Getoor, B. Galligher, and T. Eliassi-Rad. Collective classification in network data. *AI magazine*, 29(3):93–93, 2008.
- [26] O. Shchur, M. Mumme, A. Bojchevski, and S. Günnemann. Pitfalls of graph neural network evaluation. *arXiv preprint arXiv:1811.05868*, 2018.
- [27] X. Sun, H. Cheng, J. Li, B. Liu, and J. Guan. All in one: Multi-task prompting for graph neural networks. In *Proceedings of the 29th ACM SIGKDD Conference on Knowledge Discovery and Data Mining*, pages 2120–2131, 2023.
- [28] Y. Tan, H. Lv, X. Huang, J. Zhang, S. Wang, and C. Yang. Musegraph: Graph-oriented instruction tuning of large language models for generic graph mining. *arXiv preprint arXiv:2403.04780*, 2024.
- [29] S. Thakoor, C. Tallec, M. G. Azar, M. Azabou, E. L. Dyer, R. Munos, P. Veličković, and M. Valko. Large-scale representation learning on graphs via bootstrapping. *arXiv preprint arXiv:2102.06514*, 2021.
- [30] K. Toutanova and D. Chen. Observed versus latent features for knowledge base and text inference. In *Proceedings of the 3rd workshop on continuous vector space models and their compositionality*, pages 57–66, 2015.
- [31] H. Touvron, T. Lavril, G. Izacard, X. Martinet, M.-A. Lachaux, T. Lacroix, B. Rozière, N. Goyal, E. Hambro, F. Azhar, et al. Llama: Open and efficient foundation language models. *arXiv preprint arXiv:2302.13971*, 2023.
- [32] P. Veličković, G. Cucurull, A. Casanova, A. Romero, P. Lio, and Y. Bengio. Graph attention networks. *arXiv preprint arXiv:1710.10903*, 2017.
- [33] P. Veličković, W. Fedus, W. L. Hamilton, P. Liò, Y. Bengio, and R. D. Hjelm. Deep graph infomax. *arXiv preprint arXiv:1809.10341*, 2018.
- [34] D. Wang, Y. Zuo, F. Li, and J. Wu. Llm as zero-shot graph learners: Alignment of gnn representations with llm token embeddings. *arXiv preprint arXiv:2408.14512*, 2024.
- [35] Z. Wang, Z. Zhang, N. Chawla, C. Zhang, and Y. Ye. Gft: Graph foundation model with transferable tree vocabulary. *Advances in Neural Information Processing Systems*, 37:107403–107443, 2024.
- [36] J. Wei, Y. Tay, R. Bommasani, C. Raffel, B. Zoph, S. Borgeaud, D. Yogatama, M. Bosma, D. Zhou, D. Metzler, et al. Emergent abilities of large language models. *arXiv preprint arXiv:2206.07682*, 2022.
- [37] Z. Wu, S. Pan, F. Chen, G. Long, C. Zhang, and S. Y. Philip. A comprehensive survey on graph neural networks. *IEEE transactions on neural networks and learning systems*, 32(1):4–24, 2020.

- [38] J. Xia, L. Wu, J. Chen, B. Hu, and S. Z. Li. Simgrace: A simple framework for graph contrastive learning without data augmentation. In *Proceedings of the ACM Web Conference 2022*, pages 1070–1079, 2022.
- [39] L. Xia and C. Huang. Anygraph: Graph foundation model in the wild. 2024.
- [40] L. Xia, B. Kao, and C. Huang. Opengraph: Towards open graph foundation models. *arXiv preprint arXiv:2403.01121*, 2024.
- [41] K. Xu, W. Hu, J. Leskovec, and S. Jegelka. How powerful are graph neural networks? *arXiv preprint arXiv:1810.00826*, 2018.
- [42] Z. Yang, W. Cohen, and R. Salakhudinov. Revisiting semi-supervised learning with graph embeddings. In *International conference on machine learning*, pages 40–48. PMLR, 2016.
- [43] Y. You, T. Chen, Y. Sui, T. Chen, Z. Wang, and Y. Shen. Graph contrastive learning with augmentations. *Advances in neural information processing systems*, 33:5812–5823, 2020.
- [44] X. Yu, C. Zhou, Y. Fang, and X. Zhang. Text-free multi-domain graph pre-training: Toward graph foundation models. *arXiv preprint arXiv:2405.13934*, 2024.
- [45] H. Zhao, A. Chen, X. Sun, H. Cheng, and J. Li. All in one and one for all: A simple yet effective method towards cross-domain graph pretraining. In *Proceedings of the 30th ACM SIGKDD Conference on Knowledge Discovery and Data Mining*, pages 4443–4454, 2024.
- [46] J. Zhao, H. Mostafa, M. Galkin, M. Bronstein, Z. Zhu, and J. Tang. Graphany: A foundation model for node classification on any graph. *arXiv preprint arXiv:2405.20445*, 2024.
- [47] J. Zhu, Z. Ding, J. Yu, J. Tan, X. Li, and W. Qian. Relief: Reinforcement learning empowered graph feature prompt tuning. *arXiv preprint arXiv:2408.03195*, 2024.
- [48] Y. Zhu, H. Shi, X. Wang, Y. Liu, Y. Wang, B. Peng, C. Hong, and S. Tang. Graphclip: Enhancing transferability in graph foundation models for text-attributed graphs. *arXiv preprint arXiv:2410.10329*, 2024.

## A Datasets

Table 3 summarizes the details. Here is a detailed description of ten datasets in four domains:

- **Knowledge graphs:**
  - FB15K237 is a knowledge graph containing relation triples and textual mentions of Freebase entity pairs. The raw text data for the nodes was collected from a GitHub repository<sup>1</sup>. The text feature of a node includes the entity name and description, while the text feature of an edge describes the relation type between entities.
  - WN18RR is a subset of WordNet, consisting of 11 relations and 40,943 entities. The raw text data for WN18RR nodes is also collected from the same GitHub repository<sup>2</sup>. Node and edge text features are processed in the same way as FB15K237.
- **Citation networks:** Cora, Citeseer, and Pubmed are standard citation network benchmark datasets. In these networks, nodes represent papers, and edges denote citations of one paper by another. Node features are the bag-of-words representation of papers, and node label is the academic topic of a paper.
  - Cora is a citation network contains papers and their citation relationship in computer science domain.
  - PubMed is a citation network comprising biomedical papers and their citation relationships. The dataset is categorized into three specific themes: diabetes, experimental diabetes, and type 1/type 2 diabetes.
  - CiteSeer is a citation network consisting of academic papers and their citation relationships in the computer science domain. The dataset is categorized into three specific themes: machine learning, artificial intelligence, and information retrieval.
- **WebKB<sup>3</sup>:** The WebKB dataset was collected by Carnegie Mellon University from computer science departments of various universities, consisting of three sub-datasets: Cornell, Texas, and Wisconsin. In these datasets, nodes represent web pages, and edges correspond to hyperlinks between them. The feature vectors of the nodes are derived from the bag-of-words representation of the web pages. These web pages are manually classified into five categories: student, project, course, staff, and faculty. The task is to classify the web pages into one of these categories.
- **Amazon:** Amazon Computers and Amazon Photo are segments of the Amazon co-purchase graph, where nodes represent goods, edges indicate that two goods are frequently bought together, node features are bag-of-words encoded product reviews, and class labels are given by the product category.

Table 3: Statistics of datasets.

Dataset	Domain	#Nodes	#Edges	#Classes	Task	Type
FB15K237	Knowledge	14,541	310,116	237	Link	$\mathcal{G}_{\text{source}}$
WN18RR	Knowledge	40,943	93,003	11	Link	$\mathcal{G}_{\text{source}}$
PubMed	Citation	19,717	44,338	3	Node	$\mathcal{G}_{\text{source}}$
Citeseer	Citation	3,237	9,104	6	Node	$\mathcal{G}_{\text{source}}$
Cora	Citation	2,708	10,556	7	Node	$\mathcal{G}_{\text{target}}$
Wisconsin	WebKB	251	515	5	Node	$\mathcal{G}_{\text{source}}$
Texas	WebKB	183	325	5	Node	$\mathcal{G}_{\text{source}}$
Cornell	WebKB	183	298	5	Node	$\mathcal{G}_{\text{target}}$
Photo	Amazon	7,650	238,162	8	Node	$\mathcal{G}_{\text{source}}$
Computers	Amazon	13,752	491,722	10	Node	$\mathcal{G}_{\text{target}}$

## B Baselines

We compare our proposed framework with three groups of baseline models: (1) General supervised GNN methods including GCN [14], GAT [32], and RGCN [24], which are trained using task-specific supervisions and serve as fundamental GNNs. (2) Graph contrastive learning methods

<sup>1</sup>[https://github.com/villmow/datasets\\_knowledge\\_embedding/tree/master](https://github.com/villmow/datasets_knowledge_embedding/tree/master)

<sup>2</sup>[https://github.com/villmow/datasets\\_knowledge\\_embedding/tree/master](https://github.com/villmow/datasets_knowledge_embedding/tree/master)

<sup>3</sup><http://www.cs.cmu.edu/afs/cs.cmu.edu/project/theo-11/www/wwkb>

like GraphCL [43] and SimGRACE [38], which leverage contrastive objectives to learn graph representations in a self-supervised manner. The learned representations are then fine-tuned on downstream tasks to improve task-oriented performance. (3) Graph pre-training methods for transfer: GCOPE [45] employs a pretraining framework for contrastive learning that integrates information across multiple datasets through coordinators, enabling knowledge transfer to downstream tasks. MDGPT [44] leverages domain tokens to align graph representations from different domains and adopts a dual-prompt strategy to further improve adaptation to the target task.

## C Experimental Settings

In our proposed framework REEF, we implement it with Pytorch and adopt the Adam optimizer for training. For data splitting during the pretraining stage, FB15K237 and WN18RR are split according to 142, 47, 48, Wisconsin and Texas follow their original splits, while Pubmed, Citeseer, and Photo are divided using a 6:2:2 ratio. To unify feature representations across different datasets, we apply Singular Value Decomposition (SVD) to reduce the initial feature dimensions to 128. We fix the number of layers of the graph neural network  $L$  at 2 for REEF and other baselines. For REEF, we set the learning rate to 0.0002, the dropout rate to 0.5, the hidden dimension to 64, batch size to 128, and train for 100 epochs. Each of the three hypernetworks  $\mathcal{F}_{\text{Agg}}$ ,  $\mathcal{F}_{\text{Cls}}$ ,  $\mathcal{F}_{\text{Proj}}$  and the feature bias transformation function  $\mathcal{F}_{\text{Feat}}$  adopts a two-layer MLP structure. The edge mask rate in graph data augmentation is set to 0.2. For fairness, we run all the experiments on a server with 80G memory and a single Tesla A800 GPU. For a detailed description of the relations, see Table 7.

For the baselines in transfer learning, we follow the original experimental settings of GCOPE [45] and MDGPT [44], respectively. Specifically, GCOPE involves ten datasets; following its protocol, we pretrain the model on nine datasets and conduct transfer evaluation on the remaining one. Similarly, MDGPT involves seven datasets, where the model is pretrained on six datasets and evaluated on the remaining one. Since the Cornell dataset is not included among the seven datasets used in MDGPT, we pretrain on these seven datasets and evaluate the transfer performance on Cornell.

## D Visualization of Representations

The t-SNE visualizations in Figure 4 illustrate the distribution of representations across different datasets after pre-training. We can see that: (1) The pretraining datasets ( $\mathcal{G}_{\text{source}}$ ) form well-structured and distinct clusters, demonstrating the model’s ability to differentiate between different types of data, which is crucial for generalization. Moreover, different relations exhibit a certain degree of separation, with knowledge graph datasets clustering closely together and citation datasets forming distinct groups. (2) Before fine-tuning, the target datasets ( $\mathcal{G}_{\text{target}}$ ) are projected into the pretraining space. Notably, their representations tend to cluster internally and align closely with the corresponding source-domain clusters, indicating consistency in learned relational structures. These findings suggest that the pre-trained model effectively captures meaningful relational patterns and exhibits strong feature transferability, providing a solid foundation for downstream tasks.

## E Complexity Analysis

For our proposed framework REEF, the parameters are  $\{\Theta_{r,\text{Agg}}, \Theta_{r,\text{Cls}}, \Theta_{\mathcal{G},\text{Proj}}, \Theta_{\text{Feat}}\}$ , corresponding to three hypernetworks  $\{\mathcal{F}_{\text{Agg}}, \mathcal{F}_{\text{Cls}}, \mathcal{F}_{\text{Proj}}\}$  and the feature bias transformation function  $\mathcal{F}_{\text{Feat}}$ . Each of these four functions is implemented as a two-layer MLP. The computational complexity of one such function is  $O(d^2)$ , where  $d$  represents the hidden dimension. Thus, the total complexity contributed by these functions is:  $O(L \cdot |\mathcal{R}_{\text{source}}| \cdot d^2 + |\mathcal{R}_{\text{source}}| \cdot d^2 + L \cdot |\mathcal{G}_{\text{source}}| \cdot d^2 + |\mathcal{G}_{\text{source}}| \cdot d^2)$ , which simplifies to  $O(L \cdot (|\mathcal{R}_{\text{source}}| + |\mathcal{G}_{\text{source}}|) \cdot d^2)$ . Here,  $L$  denotes the number of layers in the GNN.  $|\mathcal{R}_{\text{source}}|$  and  $|\mathcal{G}_{\text{source}}|$  represent the size of relation vocabulary and the number of pre-training datasets, respectively. Then, for GNN components, the complexity is  $O(L \cdot (|\mathcal{E}_{\mathcal{G}_{\text{source}}}| \cdot d + |\mathcal{R}_{\text{source}}| \cdot |\mathcal{V}_{\mathcal{G}_{\text{source}}}| \cdot d^2))$ , where  $|\mathcal{E}_{\mathcal{G}_{\text{source}}}|$  denote the total number of edges, and  $|\mathcal{V}_{\mathcal{G}_{\text{source}}}|$  represents the total number of nodes in the pre-training datasets. Combining these, the overall complexity of the framework is  $O\left(L \cdot \left((|\mathcal{R}_{\text{source}}| + |\mathcal{G}_{\text{source}}|) \cdot d^2 + |\mathcal{E}_{\mathcal{G}_{\text{source}}}| \cdot d + |\mathcal{R}_{\text{source}}| \cdot |\mathcal{V}_{\mathcal{G}_{\text{source}}}| \cdot d^2\right)\right)$ .

In summary, compared to RGCN, the time complexity of our proposed framework includes two additional components: the relation vocabulary and the feature enhancement modules, which are

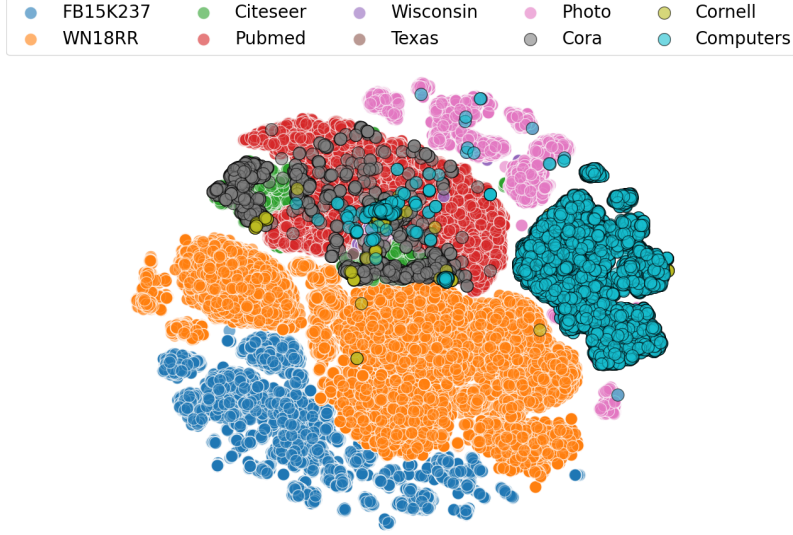


Figure 4: T-SNE visualization of representations after pretraining.

related to the size of the relation vocabulary and the number of datasets. The main factor influencing complexity remains the data scale, including the number of nodes and edges in the pre-training datasets. Overall, our framework achieves a favorable complexity, making it well-suited for graph foundation models and scalable for large-scale graph data training.

## F Supplementary Experiments

As a complement to Section 4, we provide additional experimental results and analyses in this section.

- RQ1: How does REEF perform on downstream link prediction tasks?
- RQ2: How do the main components of REEF contribute to its overall performance?
- RQ3: How does the REEF framework perform when encountering an out-of-domain relation?
- RQ4: What is the impact of the hidden dimensions affect the performance of the framework?
- RQ5: How does the performance vary across different datasets perform during pre-training?

### F.1 Link Prediction (RQ1)

We evaluate the performance of REEF on the downstream task of link prediction. Relevant baseline models are categorized into three groups: (1) Supervised GNNs and MLP: This group includes a basic MLP (Linear), GCN [14], GAT [32], and GIN [41]. (2) Self-supervised GNNs: DGI [33] leverages contrastive learning between global graph summaries and local node patches. BGRL [29] adopts bootstrapping to predict representations of the same node across different augmented views. GraphMAE [12] reconstructs node features based on structural information. GIANT [6] integrates pretrained language models with GNNs under a self-supervised learning paradigm. (3) Graph Foundation Model: GFT [35] builds a GFM by treating computation trees as transferable vocabulary units to promote generalization and mitigate negative transfer. Here, GCOPE [45] and MDGPT [44] are not used because their original papers do not include link prediction experiments. For fairness, the baseline results are reported from [35], and REEF is evaluated under the same data split setup.

Table 4 presents the accuracy results of various models evaluated on the link prediction task across two benchmark datasets, FB15K237 and WN18RR. Among the supervised and self-supervised baselines, moderate performance variations are observed. Notably, GFMs demonstrate strong results on link prediction tasks, with GFT achieving 89.72% accuracy on FB15K237 and 91.91% on WN18RR. Building upon this foundation, REEF achieves the best performance across both datasets, with 91.04% on FB15K237 and 94.70% on WN18RR, significantly outperforming all baselines. These results

highlight REEF’s superior generalization ability and its effectiveness in link prediction tasks across diverse relational graphs.

Table 4: Accuracy results on the link prediction task.

Dataset	Linear	GCN	GAT	GIN	DGI	BGRL	GraphMAE	GIANT	GFT	REEF
FB15K237	87.39	82.22	88.93	83.21	81.34	80.66	85.30	87.45	89.72	<b>91.04</b>
WN18RR	78.50	73.79	80.16	74.02	75.75	75.44	78.99	84.36	91.91	<b>94.70</b>

Table 5: Ablation Study on REEF. “Pre.” refers to pretraining, “Trans.” refers to transfer learning, and “All” denotes the overall average performance. We highlight the best score in bold.

Method	Pre-training datasets							Transfer datasets			Avg.		
	FB15K237	WN18RR	Pubmed	Citeseer	Wisconsin	Texas	Photo	Cora	Cornell	Computers	Pre.	Trans.	All
REEF-LM	<b>91.33</b>	94.06	86.05	70.42	64.71	59.46	<b>93.53</b>	46.58	44.72	43.46	79.94	44.92	69.43
REEF-FB	89.90	92.18	86.23	70.27	70.59	54.05	92.16	40.07	44.51	42.09	79.34	42.22	68.21
REEF-FP	90.72	94.29	85.04	73.12	56.86	59.46	93.33	40.22	43.69	46.50	78.97	45.10	68.32
REEF-AGU	91.14	93.78	<b>86.41</b>	71.62	68.63	64.86	92.22	40.81	43.69	46.68	81.24	43.73	69.98
REEF	91.04	<b>94.70</b>	86.38	<b>72.37</b>	<b>76.47</b>	<b>70.27</b>	93.01	<b>48.66</b>	<b>48.65</b>	<b>47.72</b>	<b>83.46</b>	<b>48.34</b>	<b>72.93</b>

## F.2 Ablation Study (RQ2)

We conduct an ablation study on REEF to better understand the contribution of its main components. To assess the effectiveness of the relational representations in the relation vocabulary, we initialize the relational representations randomly, rather than obtaining them from LM, referring to this variant as REEF-LM. To investigate whether feature augmentation across different datasets under the same relations can further enhance the model’s capabilities, we train two variants without the feature bias and feature projector, named REEF-FB and REEF-FP, respectively. Moreover, to evaluate the impact of graph data augmentation on the model’s generalization, we use a variant without graph data augmentation, called REEF-AGU. By the way, we have validated the combined effect of the tailored aggregators, classifiers, and feature representation enhancement in our experiments. By comparing REEF with RGCN, the results demonstrate that the hypernetwork design enables the model to learn both the specific relational characteristics of each relation token and the dataset-specific distribution.

Table 5 presents the results, highlighting the performance of REEF and its components. REEF achieves the highest average score on pre-training datasets. Among the variants, REEF-LM performs the worst, indicating the crucial role of semantic information in relational representation initialization. REEF-FB and REEF-FP perform worse overall, indicating that the model lacks the ability to distinguish finer-grained variations across datasets. REEF-AGU also shows a moderate decline, indicating that graph augmentation enhances the model’s generalizability. On transfer datasets, REEF again achieves the best performance, demonstrating its superior transferability. REEF-LM again performs relatively poorly, further confirming that the lack of LM-based relational representations, which provide crucial semantic information, leads to weaker knowledge transfer. Removing feature prompts leads to a slight drop, reinforcing their role in improving transfer learning. The absence of graph augmentation results in a decline, suggesting that while augmentation aids generalization. Overall, the full framework consistently outperforms its ablated versions, demonstrating that the combination of LM-based relational representations, feature prompts, and graph augmentation is essential for both pre-training and transfer learning. These components collectively enhance generalization and dataset differentiation, validating their necessity in the model.

Table 6: Transfer Learning Performance on Out-of-Domain Relations for Cornell and Computers Datasets.

Pre-training datasets	Cornell (#Labels = 5)			Computers (#Labels = 10)		
	Acc	AUC	F1	Acc	AUC	F1
Pubmed+Citeseer+Wisconsin+Texas+Photo+FB15K237+WN18RR (REEF)	48.65±7.76	70.16±2.82	36.49±6.77	47.72±5.61	84.80±3.22	44.03±2.49
Pubmed+Citeseer+FB15K237+WN18RR	34.58±12.87	57.45±4.57	20.29±6.34	26.40±11.19	47.65±6.20	6.10±1.35



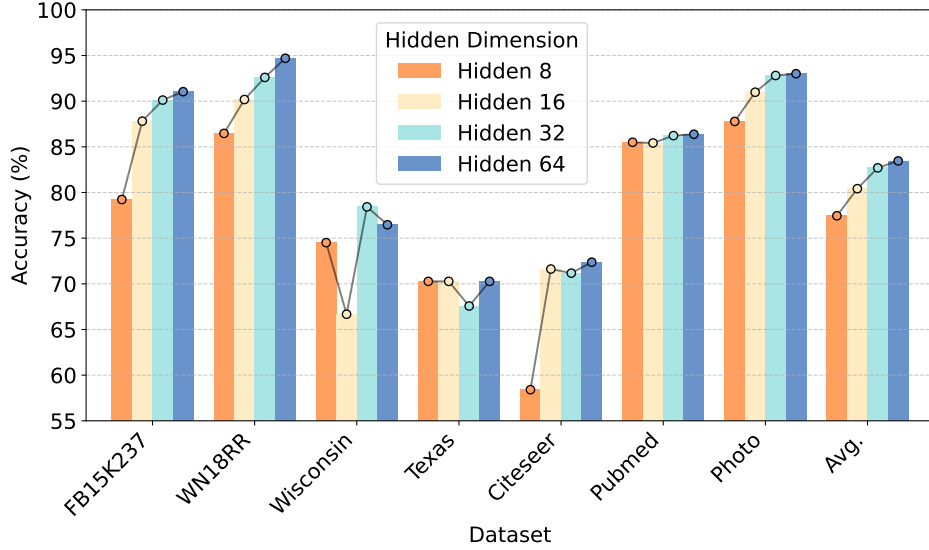


Figure 5: Performance of different datasets with different hidden dimensions

### F.3 Transfer Performance on Out-of-Domain Relations (RQ3)

In this experiment, we perform transfer learning on out-of-domain relationships on Cornell and Computers. During fine-tuning, we separately introduce the relations corresponding to the Cornell dataset, including “hyperlinks” and “webpage classification”, and those from the Computers dataset, including “co-purchase” and “product classification.” The pre-training datasets include multiple datasets, including Pubmed, Citeseer, FB15K237, and WN18RR, which include both citation and knowledge graph domains. As shown in Table 6, we observe the following:

- (1) Effectiveness of Fine-tuning and Generalization: Since Cornell has 5 labels and Computers has 10, the results show that fine-tuning is effective across these datasets. This demonstrates that even when the pre-training data does not contain relationships specifically corresponding to the out-of-domain relations in the target dataset, our proposed framework REEF can still effectively transfer knowledge and adapt to new, unseen relations, exhibiting strong generalization ability.
- (2) Importance of Relations in the Transfer Dataset: The effectiveness of transfer learning is closely tied to the quality and diversity of the relationship data in the pre-training dataset. The more diverse the relations in the pre-training dataset, the better the model performs in transfer learning tasks. By comparing different pre-training configurations, we find that pre-training with a dataset containing a wider variety of relations leads to significantly better performance on the target tasks. For instance, the pre-training configuration involving Pubmed, Citeseer, Wisconsin, Texas, Cornell, FB15K237, and WN18RR outperforms another configuration with less pre-training datasets in three metrics, demonstrating the importance of rich relational data in pre-training.

These experimental results indicate that the proposed framework REEF has strong adaptability when handling transfer learning tasks, particularly when faced with new or unseen relationships, allowing it to achieve good performance transfer. Additionally, the diversity of relationships in the pre-training dataset plays a crucial role in enhancing the model’s performance.

### F.4 Impact of Hidden Dimensions on Model’s performance (RQ4)

We set the hidden dimension in our proposed framework REEF to 8, 16, 32, and 64 to compare the model’s performance. In Figure 5, we can see that as the hidden dimension increases, most datasets exhibit an upward trend in accuracy, and the overall average performance (Avg) also improves. This trend demonstrates the scaling law to some extent, where a larger model capacity generally leads to better performance. However, for smaller datasets such as Wisconsin and Texas, model performance is more sensitive to the hidden dimension, resulting in greater fluctuations. This instability may stem

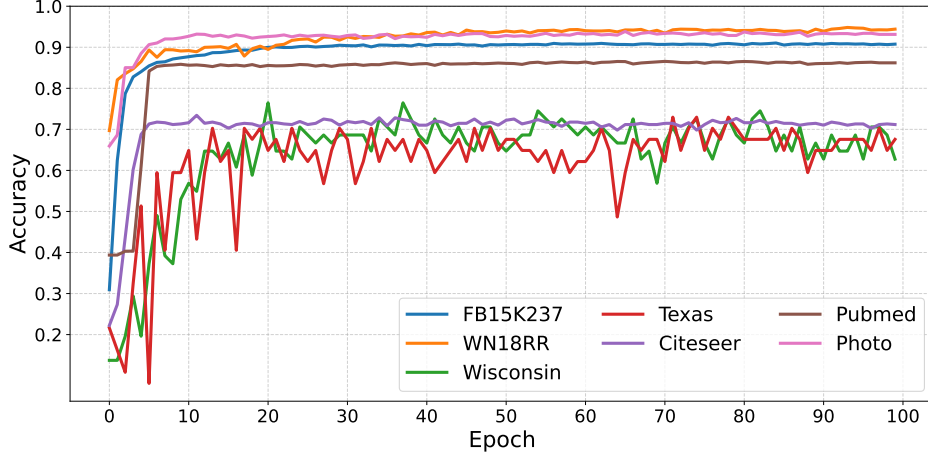


Figure 6: Test accuracy of different datasets during pre-training.

from the high variance caused by the small dataset size, leading to differences in generalization ability across different hidden dimensions.

### F.5 Performance Trends across Different Datasets During Pre-training (RQ5)

Figure 6 presents the test accuracy trends of the framework REEF across multiple datasets during the pre-training process. Overall, the test accuracy of all datasets increases rapidly within the first 10 epochs and then stabilizes, indicating that the model can quickly learn effective features in the early training stages. Among them, FB15K237, WN18RR, Photo, and Pubmed achieve high accuracy early and maintain stability throughout training, demonstrating good convergence properties. Notably, the Photo dataset achieves an accuracy close to 1.0, likely due to the relatively simple nature of its task and the large size of its training data. In contrast, the test accuracy of the Wisconsin and Texas datasets exhibits significant fluctuations, with final accuracy around 0.6-0.7, indicating weaker generalization ability on these datasets, potentially due to their small scale. Additionally, the Citeseer dataset stabilizes around 0.7, showing more stability than Wisconsin and Texas but still underperforming compared to FB15K237 and WN18RR. Regarding convergence stability, the error curves of Photo, Pubmed, and WN18RR are relatively smooth during training, suggesting that the model is more stable on these datasets, likely due to their structured data distributions or the model’s strong learning capabilities for these types of data. In contrast, Wisconsin and Texas show greater fluctuations, especially Texas, indicating less stable training on these datasets, possibly due to their small size or complex distributions, making the model prone to overfitting or sensitive to random variations.

Overall, the pre-trained model exhibits significant performance differences across datasets, excelling on structured knowledge graphs (FB15K237, WN18RR) and certain domain-specific datasets (Photo, Pubmed) while being less stable on small-scale datasets such as Texas and Wisconsin.

## G Broader Impacts

The proposed framework REEF has significant broader impacts for the development of graph foundation models (GFMs). By introducing relation tokens and adaptive hypernetworks, REEF offers a flexible and scalable approach to handle relational information across diverse datasets. This methodology not only improves the generalization and transferability of graph-based models but also provides insights into the potential of multi-dataset learning and graph data augmentation. The ability to adaptively generate parameters for aggregators, classifiers, and feature projectors across different domains paves the way for more robust and transferable GFM applications in fields such as knowledge graph construction, recommendation systems, and multi-modal learning. Additionally, the identification of scaling laws in REEF can guide future research on scaling GFMs for larger, more complex datasets, contributing to the broader field of AI-driven graph learning.

Table 7: Relations and Descriptions for Different Domains. “Relation type” of the knowledge graph is the corresponding dataset.

Domain	Relation Type	Description
Citation	Citation	A citation in a network represents the act of one scientific paper referencing another, embodying the flow and accumulation of knowledge. It reflects the topical relevance between papers and researchers’ acknowledgment of prior work, serving as a means to validate and support their own research while highlighting the collaborative nature of scientific inquiry.
	Paper classification	Paper classification in graph learning focuses on predicting the categories or topics of individual papers within a graph.
WebKB	Hyperlinks	A hyperlink represents a relationship or connection between nodes (e.g., entities such as documents, web pages, or words). It encapsulates semantic associations, enables information flow, and reflects the nature of interactions, which may vary in type, intensity, or direction.
	Webpage classification	Webpage classification involves predicting the categories or types of individual webpages in a graph, often determined by the content, purpose, or role of the webpage within a network of hyperlinks.
Amazon	Co-purchase	The “bought together” relationship between goods represents the co-purchasing behavior of customers, indicating a semantic association between products based on shared purchasing patterns. This relationship reflects the likelihood of two products being bought in conjunction, capturing their complementary nature or relevance in a shopping context.
	Product classification	Product classification is a task in graph learning that predicts the categories or labels of product nodes, focusing on their classification based on attributes like type, function, or consumer category in a co-purchasing or recommendation graph.
Knowledge Graph	(FB15K237)	[ ‘/location/country/form_of_government’, ‘/tv/tv_program/regular_cast/tv/regular_tv_appearance/actor’, ‘/media_common/netflix_genre/titles’, ‘/award/award_winner/awards_won/award/award_honor/award_winner’, ‘/soccer/football_team/current_roster./sports/sports_team_roster/position’, ‘/soccer/football_team/current_roster./soccer/football_roster_position/position’, ‘/film/actor/film./film/performance/film’, ... , ] (Total 237 relations)
	(WN18RR)	[ ‘_hypernym’, ‘_derivationally_related_form’, ‘_instance_hypernym’, ‘_also_see’, ‘_member_meronym’, ‘_synset_domain_topic_of’, ‘_has_part’, ‘_member_of_domain_usage’, ‘_member_of_domain_region’, ‘_verb_group’, ‘_similar_to’ ] (Total 11 relations)

## NeurIPS Paper Checklist

### 1. Claims

Question: Do the main claims made in the abstract and introduction accurately reflect the paper’s contributions and scope?

Answer: [\[Yes\]](#)

Justification: This paper introduces a relation-based graph foundation model, with the main contributions and scope outlined in the abstract and introduction.

Guidelines:

- The answer NA means that the abstract and introduction do not include the claims made in the paper.
- The abstract and/or introduction should clearly state the claims made, including the contributions made in the paper and important assumptions and limitations. A No or NA answer to this question will not be perceived well by the reviewers.
- The claims made should match theoretical and experimental results, and reflect how much the results can be expected to generalize to other settings.
- It is fine to include aspirational goals as motivation as long as it is clear that these goals are not attained by the paper.

### 2. Limitations

Question: Does the paper discuss the limitations of the work performed by the authors?

Answer: [\[Yes\]](#)

Justification: We analyze the limitations in Section 6.

Guidelines:

- The answer NA means that the paper has no limitation while the answer No means that the paper has limitations, but those are not discussed in the paper.
- The authors are encouraged to create a separate "Limitations" section in their paper.
- The paper should point out any strong assumptions and how robust the results are to violations of these assumptions (e.g., independence assumptions, noiseless settings, model well-specification, asymptotic approximations only holding locally). The authors should reflect on how these assumptions might be violated in practice and what the implications would be.
- The authors should reflect on the scope of the claims made, e.g., if the approach was only tested on a few datasets or with a few runs. In general, empirical results often depend on implicit assumptions, which should be articulated.
- The authors should reflect on the factors that influence the performance of the approach. For example, a facial recognition algorithm may perform poorly when image resolution is low or images are taken in low lighting. Or a speech-to-text system might not be used reliably to provide closed captions for online lectures because it fails to handle technical jargon.
- The authors should discuss the computational efficiency of the proposed algorithms and how they scale with dataset size.
- If applicable, the authors should discuss possible limitations of their approach to address problems of privacy and fairness.
- While the authors might fear that complete honesty about limitations might be used by reviewers as grounds for rejection, a worse outcome might be that reviewers discover limitations that aren't acknowledged in the paper. The authors should use their best judgment and recognize that individual actions in favor of transparency play an important role in developing norms that preserve the integrity of the community. Reviewers will be specifically instructed to not penalize honesty concerning limitations.

### 3. Theory assumptions and proofs

Question: For each theoretical result, does the paper provide the full set of assumptions and a complete (and correct) proof?

Answer: [\[NA\]](#)

Justification: This paper does not include theoretical results.

Guidelines:

- The answer NA means that the paper does not include theoretical results.
- All the theorems, formulas, and proofs in the paper should be numbered and cross-referenced.
- All assumptions should be clearly stated or referenced in the statement of any theorems.
- The proofs can either appear in the main paper or the supplemental material, but if they appear in the supplemental material, the authors are encouraged to provide a short proof sketch to provide intuition.
- Inversely, any informal proof provided in the core of the paper should be complemented by formal proofs provided in appendix or supplemental material.
- Theorems and Lemmas that the proof relies upon should be properly referenced.

### 4. Experimental result reproducibility

Question: Does the paper fully disclose all the information needed to reproduce the main experimental results of the paper to the extent that it affects the main claims and/or conclusions of the paper (regardless of whether the code and data are provided or not)?

Answer: [\[Yes\]](#)

Justification: We provide a link to the anonymized code in the abstract, along with the hyperparameters used in Appendix C. The results in our paper are reproducible.

Guidelines:

- The answer NA means that the paper does not include experiments.
- If the paper includes experiments, a No answer to this question will not be perceived well by the reviewers: Making the paper reproducible is important, regardless of whether the code and data are provided or not.
- If the contribution is a dataset and/or model, the authors should describe the steps taken to make their results reproducible or verifiable.
- Depending on the contribution, reproducibility can be accomplished in various ways. For example, if the contribution is a novel architecture, describing the architecture fully might suffice, or if the contribution is a specific model and empirical evaluation, it may be necessary to either make it possible for others to replicate the model with the same dataset, or provide access to the model. In general, releasing code and data is often one good way to accomplish this, but reproducibility can also be provided via detailed instructions for how to replicate the results, access to a hosted model (e.g., in the case of a large language model), releasing of a model checkpoint, or other means that are appropriate to the research performed.
- While NeurIPS does not require releasing code, the conference does require all submissions to provide some reasonable avenue for reproducibility, which may depend on the nature of the contribution. For example
  - (a) If the contribution is primarily a new algorithm, the paper should make it clear how to reproduce that algorithm.
  - (b) If the contribution is primarily a new model architecture, the paper should describe the architecture clearly and fully.
  - (c) If the contribution is a new model (e.g., a large language model), then there should either be a way to access this model for reproducing the results or a way to reproduce the model (e.g., with an open-source dataset or instructions for how to construct the dataset).
  - (d) We recognize that reproducibility may be tricky in some cases, in which case authors are welcome to describe the particular way they provide for reproducibility. In the case of closed-source models, it may be that access to the model is limited in some way (e.g., to registered users), but it should be possible for other researchers to have some path to reproducing or verifying the results.

## 5. Open access to data and code

Question: Does the paper provide open access to the data and code, with sufficient instructions to faithfully reproduce the main experimental results, as described in supplemental material?

Answer: [\[Yes\]](#)

Justification: We provide our code, as well as links to public datasets.

Guidelines:

- The answer NA means that paper does not include experiments requiring code.
- Please see the NeurIPS code and data submission guidelines (<https://nips.cc/public/guides/CodeSubmissionPolicy>) for more details.
- While we encourage the release of code and data, we understand that this might not be possible, so “No” is an acceptable answer. Papers cannot be rejected simply for not including code, unless this is central to the contribution (e.g., for a new open-source benchmark).
- The instructions should contain the exact command and environment needed to run to reproduce the results. See the NeurIPS code and data submission guidelines (<https://nips.cc/public/guides/CodeSubmissionPolicy>) for more details.
- The authors should provide instructions on data access and preparation, including how to access the raw data, preprocessed data, intermediate data, and generated data, etc.
- The authors should provide scripts to reproduce all experimental results for the new proposed method and baselines. If only a subset of experiments are reproducible, they should state which ones are omitted from the script and why.

- At submission time, to preserve anonymity, the authors should release anonymized versions (if applicable).
- Providing as much information as possible in supplemental material (appended to the paper) is recommended, but including URLs to data and code is permitted.

## 6. Experimental setting/details

Question: Does the paper specify all the training and test details (e.g., data splits, hyper-parameters, how they were chosen, type of optimizer, etc.) necessary to understand the results?

Answer: [\[Yes\]](#)

Justification: We provide experimental details in Section 4.1.2 and Appendix B.

Guidelines:

- The answer NA means that the paper does not include experiments.
- The experimental setting should be presented in the core of the paper to a level of detail that is necessary to appreciate the results and make sense of them.
- The full details can be provided either with the code, in appendix, or as supplemental material.

## 7. Experiment statistical significance

Question: Does the paper report error bars suitably and correctly defined or other appropriate information about the statistical significance of the experiments?

Answer: [\[Yes\]](#)

Justification: We report the standard deviation of the results.

Guidelines:

- The answer NA means that the paper does not include experiments.
- The authors should answer "Yes" if the results are accompanied by error bars, confidence intervals, or statistical significance tests, at least for the experiments that support the main claims of the paper.
- The factors of variability that the error bars are capturing should be clearly stated (for example, train/test split, initialization, random drawing of some parameter, or overall run with given experimental conditions).
- The method for calculating the error bars should be explained (closed form formula, call to a library function, bootstrap, etc.)
- The assumptions made should be given (e.g., Normally distributed errors).
- It should be clear whether the error bar is the standard deviation or the standard error of the mean.
- It is OK to report 1-sigma error bars, but one should state it. The authors should preferably report a 2-sigma error bar than state that they have a 96% CI, if the hypothesis of Normality of errors is not verified.
- For asymmetric distributions, the authors should be careful not to show in tables or figures symmetric error bars that would yield results that are out of range (e.g. negative error rates).
- If error bars are reported in tables or plots, The authors should explain in the text how they were calculated and reference the corresponding figures or tables in the text.

## 8. Experiments compute resources

Question: For each experiment, does the paper provide sufficient information on the computer resources (type of compute workers, memory, time of execution) needed to reproduce the experiments?

Answer: [\[Yes\]](#)

Justification: This paper provide information on the computer resources in Appendix B.

Guidelines:

- The answer NA means that the paper does not include experiments.

- The paper should indicate the type of compute workers CPU or GPU, internal cluster, or cloud provider, including relevant memory and storage.
- The paper should provide the amount of compute required for each of the individual experimental runs as well as estimate the total compute.
- The paper should disclose whether the full research project required more compute than the experiments reported in the paper (e.g., preliminary or failed experiments that didn't make it into the paper).

#### 9. Code of ethics

Question: Does the research conducted in the paper conform, in every respect, with the NeurIPS Code of Ethics <https://neurips.cc/public/EthicsGuidelines>?

Answer: [Yes]

Justification: The research conducted in the paper conform, in every respect, with the NeurIPS Code of Ethics.

Guidelines:

- The answer NA means that the authors have not reviewed the NeurIPS Code of Ethics.
- If the authors answer No, they should explain the special circumstances that require a deviation from the Code of Ethics.
- The authors should make sure to preserve anonymity (e.g., if there is a special consideration due to laws or regulations in their jurisdiction).

#### 10. Broader impacts

Question: Does the paper discuss both potential positive societal impacts and negative societal impacts of the work performed?

Answer: [Yes]

Justification: We discuss the broader impacts of this paper in Appendix G.

Guidelines:

- The answer NA means that there is no societal impact of the work performed.
- If the authors answer NA or No, they should explain why their work has no societal impact or why the paper does not address societal impact.
- Examples of negative societal impacts include potential malicious or unintended uses (e.g., disinformation, generating fake profiles, surveillance), fairness considerations (e.g., deployment of technologies that could make decisions that unfairly impact specific groups), privacy considerations, and security considerations.
- The conference expects that many papers will be foundational research and not tied to particular applications, let alone deployments. However, if there is a direct path to any negative applications, the authors should point it out. For example, it is legitimate to point out that an improvement in the quality of generative models could be used to generate deepfakes for disinformation. On the other hand, it is not needed to point out that a generic algorithm for optimizing neural networks could enable people to train models that generate Deepfakes faster.
- The authors should consider possible harms that could arise when the technology is being used as intended and functioning correctly, harms that could arise when the technology is being used as intended but gives incorrect results, and harms following from (intentional or unintentional) misuse of the technology.
- If there are negative societal impacts, the authors could also discuss possible mitigation strategies (e.g., gated release of models, providing defenses in addition to attacks, mechanisms for monitoring misuse, mechanisms to monitor how a system learns from feedback over time, improving the efficiency and accessibility of ML).

#### 11. Safeguards

Question: Does the paper describe safeguards that have been put in place for responsible release of data or models that have a high risk for misuse (e.g., pretrained language models, image generators, or scraped datasets)?

Answer: [NA]



Justification: Our paper has no such risks.

Guidelines:

- The answer NA means that the paper poses no such risks.
- Released models that have a high risk for misuse or dual-use should be released with necessary safeguards to allow for controlled use of the model, for example by requiring that users adhere to usage guidelines or restrictions to access the model or implementing safety filters.
- Datasets that have been scraped from the Internet could pose safety risks. The authors should describe how they avoided releasing unsafe images.
- We recognize that providing effective safeguards is challenging, and many papers do not require this, but we encourage authors to take this into account and make a best faith effort.

## 12. Licenses for existing assets

Question: Are the creators or original owners of assets (e.g., code, data, models), used in the paper, properly credited and are the license and terms of use explicitly mentioned and properly respected?

Answer: [\[Yes\]](#)

Justification: Yes, the paper properly credits the creators or original owners of assets and respects the license and terms of use.

Guidelines:

- The answer NA means that the paper does not use existing assets.
- The authors should cite the original paper that produced the code package or dataset.
- The authors should state which version of the asset is used and, if possible, include a URL.
- The name of the license (e.g., CC-BY 4.0) should be included for each asset.
- For scraped data from a particular source (e.g., website), the copyright and terms of service of that source should be provided.
- If assets are released, the license, copyright information, and terms of use in the package should be provided. For popular datasets, [paperswithcode.com/datasets](https://paperswithcode.com/datasets) has curated licenses for some datasets. Their licensing guide can help determine the license of a dataset.
- For existing datasets that are re-packaged, both the original license and the license of the derived asset (if it has changed) should be provided.
- If this information is not available online, the authors are encouraged to reach out to the asset's creators.

## 13. New assets

Question: Are new assets introduced in the paper well documented and is the documentation provided alongside the assets?

Answer: [\[Yes\]](#)

Justification: : New assets introduced in this paper are well documented.

Guidelines:

- The answer NA means that the paper does not release new assets.
- Researchers should communicate the details of the dataset/code/model as part of their submissions via structured templates. This includes details about training, license, limitations, etc.
- The paper should discuss whether and how consent was obtained from people whose asset is used.
- At submission time, remember to anonymize your assets (if applicable). You can either create an anonymized URL or include an anonymized zip file.

## 14. Crowdsourcing and research with human subjects



Question: For crowdsourcing experiments and research with human subjects, does the paper include the full text of instructions given to participants and screenshots, if applicable, as well as details about compensation (if any)?

Answer: [NA]

Justification: The paper does not involve crowdsourcing nor research with human subjects.

Guidelines:

- The answer NA means that the paper does not involve crowdsourcing nor research with human subjects.
- Including this information in the supplemental material is fine, but if the main contribution of the paper involves human subjects, then as much detail as possible should be included in the main paper.
- According to the NeurIPS Code of Ethics, workers involved in data collection, curation, or other labor should be paid at least the minimum wage in the country of the data collector.

**15. Institutional review board (IRB) approvals or equivalent for research with human subjects**

Question: Does the paper describe potential risks incurred by study participants, whether such risks were disclosed to the subjects, and whether Institutional Review Board (IRB) approvals (or an equivalent approval/review based on the requirements of your country or institution) were obtained?

Answer: [NA]

Justification: The paper does not involve crowdsourcing nor research with human subjects.

Guidelines:

- The answer NA means that the paper does not involve crowdsourcing nor research with human subjects.
- Depending on the country in which research is conducted, IRB approval (or equivalent) may be required for any human subjects research. If you obtained IRB approval, you should clearly state this in the paper.
- We recognize that the procedures for this may vary significantly between institutions and locations, and we expect authors to adhere to the NeurIPS Code of Ethics and the guidelines for their institution.
- For initial submissions, do not include any information that would break anonymity (if applicable), such as the institution conducting the review.

**16. Declaration of LLM usage**

Question: Does the paper describe the usage of LLMs if it is an important, original, or non-standard component of the core methods in this research? Note that if the LLM is used only for writing, editing, or formatting purposes and does not impact the core methodology, scientific rigor, or originality of the research, declaration is not required.

Answer: [NA]

Justification: We only use LLMs to improve writing.

Guidelines:

- The answer NA means that the core method development in this research does not involve LLMs as any important, original, or non-standard components.
- Please refer to our LLM policy (<https://neurips.cc/Conferences/2025/LLM>) for what should or should not be described.