

# EFFICIENT ORTHOGONAL FINE-TUNING WITH PRINCIPAL SUBSPACE ADAPTATION

**Fei Wu, Jia Hu & Geyong Min**  
 Department of Computer Science  
 University of Exeter  
 {fw407, j.hu, g.min}@exeter.ac.uk

**Shiqiang Wang**  
 IBM T. J. Watson Research Center  
 shiqiang.wang@ieee.org

## ABSTRACT

Driven by the rapid growth of model parameters, parameter-efficient fine-tuning (PEFT) has become essential for adapting large models to diverse downstream tasks under constrained computational resources. Within this paradigm, orthogonal fine-tuning and its variants preserve semantic representations of pre-trained models, but struggle to achieve both expressiveness and efficiency in terms of parameter counts, memory, and computation. To overcome this limitation, we propose efficient Orthogonal Fine-Tuning with Principal Subspace adaptation (PSOFT), which confines orthogonal transformations to the principal subspace of pre-trained weights. Specifically, PSOFT constructs this subspace via matrix decomposition to enable compatible transformations with higher effective rank, establishes a theoretical condition that strictly maintains the geometry of this subspace for essential semantic preservation, and introduces efficient tunable vectors that gradually relax orthogonality during training to enhance adaptability. Extensive experiments on 35 NLP and CV tasks across four representative models demonstrate that PSOFT offers a practical and scalable solution to simultaneously achieve semantic preservation, expressiveness, and multi-dimensional efficiency in PEFT. The code is publicly available at <https://github.com/fei407/PSOFT>.

## 1 INTRODUCTION

Pre-trained foundation models including large language models (LLMs) (Dubey et al., 2024) and vision transformers (ViT) (Dosovitskiy et al., 2021) have transformed natural language processing (NLP) (Qin et al., 2023) and computer vision (CV) (Liu et al., 2023). This success is attributed to emergent abilities (Wei et al., 2022) that arise as these models are scaled up. However, their ever-growing scale poses a practical barrier to efficiently tailoring (*i.e.*, fine-tuning) these sophisticated foundation models to specific downstream tasks. To address this challenge, parameter-efficient fine-tuning (PEFT) has emerged as a promising paradigm that adapts models by updating only a minimal subset of parameters (Houlsby et al., 2019; Lester et al., 2021; Li & Liang, 2021; Hu et al., 2021; Meng et al., 2024; Liu et al., 2024a). Among PEFT studies, reparameterization-based methods (Hu et al., 2021; Qiu et al., 2023) are widely adopted because they seamlessly integrate with pre-trained weights without adding inference latency.

As illustrated in the left panel of Figure 1, reparameterization-based methods include Low-Rank Adaptation (LoRA) (Hu et al., 2021) and Orthogonal Fine-Tuning (OFT) (Liu et al., 2021; Qiu et al., 2023). LoRA has been widely adopted for its efficient low-rank structure, but it may distort semantic representations embedded in the pre-trained weights. These semantic representations can be understood as the geometric structure of weight vectors, specifically the pairwise angles and norms among columns, which encode relational information learned during pre-training. Distorting this structure may

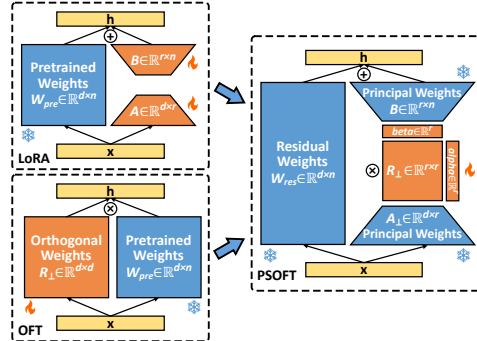


Figure 1: Overview of the architectures of LoRA, OFT, and the proposed PSOFT.

Table 1: The trade-offs among semantic preservation, multi-dimensional efficiency, and expressiveness (as reflected in performance) across PEFT methods.

Methods	Semantic Representations (explicitly preserved)	Parameter-efficiency Mechanism	Memory Usage	Computational Overhead	Performance
LoRA (Hu et al., 2021)	$\times$	Low-rank	Low	Low	Medium
Full OFT (Liu et al., 2021)	Full space	$\times$	Very High	Very High	High
Block-diagonal OFT (Qiu et al., 2023)	Full space	Block-diagonal	Medium	Medium	Medium-High
BOFT (Liu et al., 2024b)	Full space	Butterfly factorization	High	High	High
& qGOFT (Ma et al., 2024)		/ Givens rotation			
PSOFT (Ours)	Principal subspace	Low-rank*	Low $\downarrow$	Low $\downarrow$	High $\uparrow$

\* PSOFT attains a higher effective rank than LoRA with the same number of parameters, since it freezes the projections and assigns all trainable parameters to the orthogonal matrix.

weaken the model’s ability to transfer knowledge to downstream tasks (Wang et al., 2023). In contrast, OFT applies isometric orthogonal transformations, which strictly maintain this geometric structure and thereby preserve semantic representations. However, full-dimensional orthogonal transformations are inefficient in terms of parameter counts, memory, and computation, rendering them impractical for large-scale applications.

This contrast leaves a gap in PEFT between the efficiency of LoRA and the semantic preservation of OFT. Building on OFT’s advantages, several studies have explored ways to improve its efficiency while retaining its core strength. Early attempts such as block-diagonal OFT (Qiu et al., 2023) reduced parameter counts and partially alleviated computational and memory overhead through block-diagonal sparsity. However, the rigid block structure restricts the model’s expressiveness (its ability to capture diverse transformations) and consequently limits the performance that serves as its observable outcome. To address this limitation, later variants such as BOFT (Liu et al., 2024b) and qGOFT (Ma et al., 2024) have sought to restore expressiveness while maintaining parameter efficiency by composing multiple sparse orthogonal matrices in sequence. Yet this design incurs a new drawback: chaining multiple sparse matrices introduces substantial intermediate states that dominate runtime and memory consumption. Empirically, qGOFT has been reported to run nearly  $6\times$  slower than LoRA during training (Ma et al., 2024), while BOFT and qGOFT frequently consume more than 80 GB of memory in large-scale model settings. Such overhead inflates training costs and undermines their practicality. Thus, sparsity-driven OFT variants struggle to achieve both expressiveness and efficiency across multiple dimensions. This tension underlies the central challenge of our work:

*How to design a PEFT method that simultaneously achieves semantic preservation, expressiveness, and multi-dimensional efficiency (parameter counts, memory, and computation)?*

To address this challenge, motivated by evidence that both pre-trained models and their task-specific adaptations reside in a low intrinsic rank (Li et al., 2018; Aghajanyan et al., 2021; Hu et al., 2021), we propose efficient **Orthogonal Fine-Tuning with Principal Subspace adaptation (PSOFT)**, as illustrated in the right panel of Figure 1. The key idea is to confine orthogonal transformations to the low-rank principal subspace of pre-trained weights, thereby overcoming the limitations of conventional OFT operating in the full parameter space and simultaneously achieving semantic preservation, expressiveness, and multi-dimensional efficiency.

However, realizing this idea is non-trivial, as it entails overcoming several technical difficulties:

- 1) **Compatibility.** A low-dimensional orthogonal transformation cannot be directly applied to the high-dimensional weight matrix, leading to dimensional incompatibility with the pre-trained model.
- 2) **Geometry preservation.** Naively applying low-rank orthogonal transformations may distort the geometry of the subspace, thereby undermining the strict preservation of essential semantic representations.
- 3) **Adaptability.** Strict orthogonality constraints can hinder adaptation to slight task-specific drifts, resulting in suboptimal performance on downstream tasks.

PSOFT resolves these difficulties through principled designs. First, it constructs a principal subspace of pre-trained weights through matrix decomposition, enabling compatible orthogonal transformations and yielding a higher effective rank that enhances expressiveness. Next, it establishes a theoretical condition to strictly maintain the geometry of the subspace, thereby ensuring essential semantic preservation. Finally, it introduces efficient tunable vectors to gradually relax orthogonality during training at negligible cost, improving adaptability across diverse downstream tasks.

We validate PSOFT through extensive experiments on 35 NLP and CV tasks with four representative pre-trained models. Compared with OFT variants, PSOFT consistently avoids out-of-memory (OOM) failures and accelerates training. On small-scale models, it achieves up to  $18\times$  higher parameter

efficiency with the lowest memory footprint among baselines, without compromising average performance. On larger models, PSOFT lowers the memory footprint of OFT to a level comparable with LoRA-like methods while outperforming LoRA on GSM-8K (+2.3%) and Commonsense Reasoning (+1.4%) with comparable parameter counts. As summarized in Table 1, PSOFT preserves semantic representation in the principal subspace while minimizing parameter counts, memory, and computation overhead, and simultaneously maintains expressiveness as reflected in high performance.

The main contributions of this work are summarized as follows:

- We introduce a new low-rank perspective that unifies efficiency and expressiveness in OFT, bridging the gap between low-rank adaptation and orthogonal fine-tuning.
- We establish a theoretical condition under which low-dimensional orthogonal fine-tuning strictly preserves the geometric structure of the subspace.
- We propose PSOFT, a framework that confines OFT to the principal subspace with theoretical guarantees and practical adaptability.
- We validate PSOFT through extensive experiments, establishing a practical and scalable solution to simultaneously achieve semantic preservation, expressiveness, and multi-dimensional efficiency.

## 2 RELATED WORK

**Parameter-Efficient Fine-Tuning (PEFT).** PEFT adapts pre-trained models to diverse downstream tasks by fine-tuning only a small subset of parameters. Specifically, existing PEFT methods fall into three categories: **1) Selection-based** methods select specific components of the pre-trained model without altering its architecture (Zaken et al., 2022; Song et al., 2024; Xu & Zhang, 2024). **2) Addition-based** methods insert *prompts* or *adapters* at the input or within Transformer blocks (Houlsby et al., 2019; Pfeiffer et al., 2020; Lester et al., 2021; Li & Liang, 2021; Liu et al., 2022). **3) Reparameterization-based** methods reparameterize weights in parallel with minimal parameters (Hu et al., 2021; Azizi et al., 2024; Bałazy et al., 2024; Gao et al., 2024; Kopiczko et al., 2024; Lingam et al., 2024; Liu et al., 2024a; Meng et al., 2024). Reparameterization-based methods are particularly appealing since they incur no additional inference latency, with representative examples including LoRA (Hu et al., 2021) and OFT (Qiu et al., 2023). LoRA’s variants, such as PiSSA (Meng et al., 2024) and DoRA (Liu et al., 2024a), improve convergence through re-initialization and enhance performance via weight decomposition, respectively. In addition, LaMDA (Azizi et al., 2024) and LoRA-XS (Bałazy et al., 2024) reduce the parameter count and resource usage of LoRA by employing more compact matrices. However, these LoRA-based methods may induce semantic drift from the pre-trained representations (Wang et al., 2023), which can degrade output quality in generative tasks.

**Orthogonal Fine-Tuning (OFT).** Unlike additive methods such as LoRA, multiplicative OFT preserves semantic representations of pre-trained models through orthogonal transformations, which maintains the hyperspherical energy among neurons (Liu et al., 2021; Qiu et al., 2023). To mitigate the prohibitive cost of applying orthogonal transformations over the full parameter space, prior studies typically introduce sparsity constraints. For instance, block-diagonal OFT (Qiu et al., 2023) adopts a block-diagonal sparse structure to reduce parameter counts, though at the risk of undesired inductive biases (Liu et al., 2024b). BOFT (Liu et al., 2024b) and qGOFT (Ma et al., 2024) address this issue by replacing dense matrices with sequences of sparse multiplications, thereby improving parameter efficiency while restoring expressiveness. Nevertheless, these variants remain less efficient in memory and computation than LoRA and its variants. In parallel, Adapter<sup>R</sup> (Zhang & Pilanci, 2024) rotates the top spectral space using orthogonal transformations to preserve spectral characteristics of pretrained weights, in contrast to the geometric structure emphasized in OFT. Overall, existing OFT variants struggle to achieve both expressiveness and efficiency across multiple dimensions.

These limitations motivate our PSOFT algorithm, which confines orthogonal transformations to the principal subspace with a theoretical guarantee of preserving essential semantic representations, followed by a relaxation of strict orthogonality at negligible cost to enhance adaptability.

## 3 PRELIMINARIES

In this section, we formalize LoRA and OFT variants in mathematical notation, providing a unified view of their parameterization strategies.

Conventional full fine-tuning (FFT) updates the entire pre-trained weight matrix  $\mathbf{W}_{\text{pre}} \in \mathbb{R}^{d \times n}$  to obtain  $\mathbf{W}$ , whereas PEFT methods freeze  $\mathbf{W}_{\text{pre}}$  and introduce only a small set of trainable parameters. For LoRA (Hu et al., 2021), the update is parameterized by a low-rank decomposition:

$$\mathbf{h} = \mathbf{W}^\top \mathbf{x} = (\mathbf{W}_{\text{pre}} + \mathbf{A}\mathbf{B})^\top \mathbf{x}, \quad \text{s.t.} \quad \text{rank}(\mathbf{A}\mathbf{B}) = r, \quad (1)$$

where  $\mathbf{A} \in \mathbb{R}^{d \times r}$  and  $\mathbf{B} \in \mathbb{R}^{r \times n}$  are trainable matrices. Following standard practice,  $\mathbf{A}$  is initialized with Kaiming initialization (He et al., 2015) and  $\mathbf{B}$  with zeros, so training begins from  $\mathbf{W}_{\text{pre}}$ .

For OFT (Liu et al., 2021; Qiu et al., 2023), the update is parameterized by an orthogonal matrix  $\mathbf{R}$ , which fine-tunes  $\mathbf{W}_{\text{pre}}$  in the full parameter space, *i.e.*,  $\mathbf{W}_{\text{fs-tuned}} = \mathbf{R}\mathbf{W}_{\text{pre}}$ . The forward pass is given by:

$$\mathbf{h} = \mathbf{W}_{\text{fs-tuned}}^\top \mathbf{x} = (\mathbf{R}\mathbf{W}_{\text{pre}})^\top \mathbf{x}, \quad \text{s.t.} \quad \mathbf{R}^\top \mathbf{R} = \mathbf{R}\mathbf{R}^\top = \mathbf{I}_d, \quad (2)$$

where  $\mathbf{R} \in \mathbb{R}^{d \times d}$  is initialized as the identity matrix so that training begins from  $\mathbf{W}_{\text{pre}}$ . By construction, orthogonal transformations in the full parameter space preserve both angles and norms, thereby maintaining the geometric structure of  $\mathbf{W}_{\text{pre}}$ .

To reduce parameter overhead, block-diagonal OFT (Qiu et al., 2023) constrains  $\mathbf{R}$  to a block-diagonal form  $\mathbf{R} = \text{diag}(\mathbf{R}_1, \dots, \mathbf{R}_i, \dots, \mathbf{R}_{d/r})$ , where each  $\mathbf{R}_i \in \mathbb{O}(d/r)$ . Although efficient, this structure may introduce undesirable inductive bias. BOFT (Liu et al., 2024b) and qGOFT (Ma et al., 2024) mitigate this by factorizing  $\mathbf{R}$  into sparse matrices,  $\mathbf{R} = \prod_{m=1}^{\log d} \tilde{\mathbf{R}}_m$ , with each  $\tilde{\mathbf{R}}_m \in \mathbb{R}^{d \times d}$  sparse. Assuming  $d$  is a power of two,  $\log d$  is integral, ensuring a valid factorization. This construction restores the expressiveness of dense rotations with reduced parameters.

## 4 METHODOLOGY

As discussed in Section 1, existing OFT variants such as BOFT and qGOFT still incur substantial computational and memory overhead. Prior studies (Li et al., 2018; Aghajanyan et al., 2021; Hu et al., 2021) further suggest that both pre-trained models and their task-specific adaptations lie in a low-rank intrinsic subspace. Motivated by this insight, we propose **Orthogonal Fine-Tuning with Principal Subspace adaptation (PSOFT)**, which confines orthogonal transformations to the low-rank principal subspace of  $\mathbf{W}_{\text{pre}}$ . The complete algorithm is given in Appendix A, and the remainder of this section details its design.

### 4.1 DIMENSION-COMPATIBLE ORTHOGONAL TRANSFORMS

Realizing orthogonal fine-tuning in the subspace requires a projection of high-dimensional weights onto a low-dimensional subspace, since directly applying the orthogonal matrix  $\mathbf{R} \in \mathbb{R}^{r \times r}$  to  $\mathbf{W}_{\text{pre}} \in \mathbb{R}^{d \times n}$  is infeasible due to dimensional incompatibility. To construct this projection, we perform Singular Value Decomposition (SVD),  $\mathbf{W}_{\text{pre}} = \mathbf{U}\mathbf{\Sigma}\mathbf{V}^\top$ , and decompose it into  $\mathbf{W}_{\text{pri}}$  and  $\mathbf{W}_{\text{res}}$ , such that  $\mathbf{W}_{\text{pre}} = \mathbf{W}_{\text{pri}} + \mathbf{W}_{\text{res}}$ . Here, the subscript “pri” denotes the principal component reconstructed from the top- $r$  singular values and vectors, while “res” denotes the residual component. The principal component  $\mathbf{W}_{\text{pri}}$  is then used to derive symmetric low-rank matrices  $\mathbf{A}$  and  $\mathbf{B}$  as:

$$\mathbf{W}_{\text{pri}} = \underbrace{\mathbf{U}_{[:, :r]} \sqrt{\mathbf{\Sigma}_{[r, :r]}}}_{\mathbf{A} \in \mathbb{R}^{d \times r}} \underbrace{\sqrt{\mathbf{\Sigma}_{[r, :r]}} \mathbf{V}_{[:, :r]}^\top}_{\mathbf{B} \in \mathbb{R}^{r \times n}} \in \mathbb{R}^{d \times n} \quad (\text{Symmetric}), \quad (3)$$

where  $\mathbf{A}$  projects weights into the  $r$ -dimensional principal subspace, while  $\mathbf{B}$  reconstructs them back. The residual component  $\mathbf{W}_{\text{res}}$  is then obtained from the remaining singular values and vectors:

$$\mathbf{W}_{\text{res}} = \mathbf{W}_{\text{pre}} - \mathbf{W}_{\text{pri}} = \mathbf{U}_{[:, :r]} \mathbf{\Sigma}_{[r, :r]} \mathbf{V}_{[:, :r]}^\top \in \mathbb{R}^{d \times n}. \quad (4)$$

Building on this, we regard  $\mathbf{W}_{\text{pri}} = \mathbf{A}\mathbf{B}$  as representing the initial principal subspace of  $\mathbf{W}_{\text{pre}}$ . This subspace enables dimension-compatible orthogonal transformations, yielding  $\mathbf{W}_{\text{ps-tuned}} = \mathbf{A}\mathbf{R}\mathbf{B}$ , where the subscript “ps-tuned” denotes the fine-tuned weights in the principal subspace for PSOFT.

Unlike LoRA (Hu et al., 2021) and PiSSA (Meng et al., 2024), which train both  $\mathbf{A}$  and  $\mathbf{B}$ , PSOFT freezes them and fine-tunes only the orthogonal matrix  $\mathbf{R}$ . Under a fixed parameter budget  $M$ , LoRA and PiSSA require  $dr + rn$  parameter counts for  $\mathbf{A}$  and  $\mathbf{B}$ , yielding an effective rank

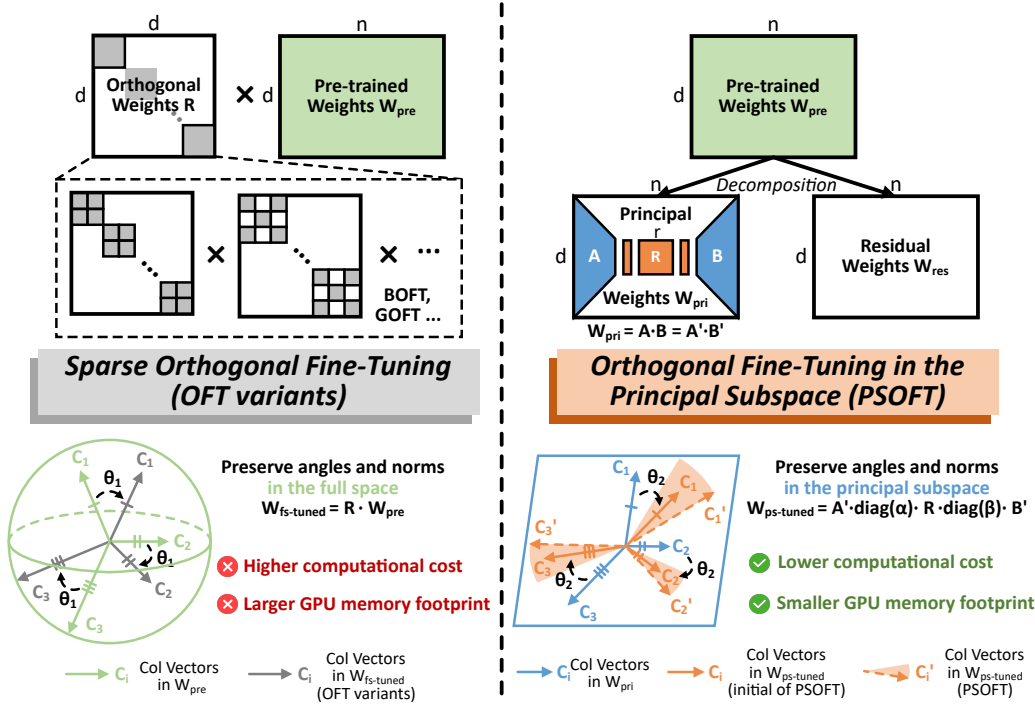


Figure 2: Our proposed method: PSOFT. The left panel illustrates the principles of OFT variants. On the right, PSOFT preserves the angles and norms of  $W_{pri}$  (blue) in the fine-tuned  $W_{ps-tuned}$  (orange), while allowing adjustable angles and scalable norms in the sector.

$r_{LoRA} \leq M/(d+n)$ , whereas PSOFT allocates all  $M = r^2$  parameters to  $R$  and attains rank  $r_{PSOFT} = \sqrt{M}$ . For typical  $d, n$ , where  $d+n \gg \sqrt{M}$ , we have  $r_{PSOFT} \gg r_{LoRA}$ , suggesting that PSOFT potentially achieves higher expressiveness and offers a non-sparsity alternative to OFT variants for achieving both efficiency and expressiveness.

#### 4.2 GUARANTEED GEOMETRY PRESERVATION IN THE PRINCIPAL SUBSPACE

Orthogonal transformations within the constructed principal subspace in Section 4.1 merely ensure dimensional compatibility but do not strictly preserve subspace geometry. In particular, applying a low-dimensional orthogonal matrix  $R$  to the subspace spanned by symmetric  $A$  and  $B$  in Eq. 3 may distort the pairwise angles and norms among the column vectors of  $W_{pri}$ . To address this issue, we analyze the conditions under which orthogonal fine-tuning preserves the geometry of the principal subspace, and present an informal Theorem 4.1, with the formal theorem and proof in Appendix B.

**Theorem 4.1** (Informal: Angle and norm preservation in the principal subspace). *Let  $W_{pri} = AB$  denote the principal weights and  $W_{ps-tuned} = ARB$  denote the fine-tuned weights. For  $W_{ps-tuned}$  to preserve (i) pairwise angles between columns, and (ii) column norms of  $W_{pri}$ , the following condition must hold:*

$$R^\top A^\top AR = A^\top A. \quad (5)$$

We provide an intuitive explanation of Theorem 4.1. The geometry of the principal subspace is determined by the relative angles and lengths of its column vectors, which are encoded in the Gram matrix  $G = A^\top A$ . Any  $R$  satisfying  $R^\top GR = G$  can be viewed as a symmetry of this geometry, similar to a rotation or reflection. In other words, if we first apply  $R$  to the columns of  $B$  and then project them using  $A$ , their angles and lengths in the high-dimensional space remain unchanged.

In practice, normalizing  $A$  so that  $A^\top A = I_r$  simplifies the condition, in which case  $R$  reduces to a standard orthogonal matrix. Accordingly, Eq. 3 is modified in PSOFT as:

$$W_{pri} = \underbrace{U_{[:,r]}}_{A' \in \mathbb{R}^{d \times r}} \underbrace{\Sigma_{[r,r]} V_{[:,r]}^\top}_{B' \in \mathbb{R}^{r \times n}} \in \mathbb{R}^{d \times n} \quad (\text{Asymmetric}), \quad (6)$$

where asymmetric  $A'$  and  $B'$  are derived from the top- $r$  principal components of the SVD. The residual  $W_{\text{res}}$  remains as in Eq. 4, and the forward computation becomes:

$$h = (W_{\text{ps-tuned}} + W_{\text{res}})^\top x = (A'RB' + W_{\text{res}})^\top x, \quad (7)$$

where  $A'$ ,  $B'$ , and  $W_{\text{res}}$  are frozen, and only  $R \in \mathbb{R}^{r \times r}$  is trainable, initialized as the identity matrix.

To satisfy Eq. 5 during training, it is essential to maintain the orthogonality of  $R$ . Enforcing orthogonality of  $R$  (e.g., via Gram-Schmidt orthogonalization) is computationally expensive. To reduce this cost, following prior studies (Qiu et al., 2023; 2025), we adopt the Cayley parameterization (Cayley, 1894) to enforce the strict orthogonality of  $R$ , where  $R = (I - Q)(I + Q)^{-1}$  and  $Q = -Q^\top$  is a skew-symmetric matrix. Further details on the Cayley parameterization are provided in Appendix C.

### 4.3 EFFICIENT RELAXATIONS OF ORTHOGONALITY

Eqs. 6 and 7 guarantee geometry preservation in the principal subspace, but strict orthogonality constraints may hinder adaptation to task-specific drifts, leading to suboptimal performance. Empirical evidence shows that moderate relaxation improves results (Ma et al., 2024). Yet existing methods sacrifice efficiency: qGOFT relaxes constraints more flexibly but requires four times the parameters of GOFT (Ma et al., 2024), while BOFT relaxes them through additional scaling vectors on the output dimension, whose size grows linearly with model scale (Liu et al., 2024b). To overcome these issues, we propose efficient relaxations of PSOFT that enhance adaptability with minimal overhead.

Specifically, we introduce two tunable vectors that modulate the input and output norms around the orthogonal matrix, modifying Eq. 7 to yield the following forward computation:

$$h = (A' \text{diag}(\alpha) R \text{diag}(\beta) B' + W_{\text{res}})^\top x \quad (\text{PSOFT}), \quad (8)$$

where  $A'$ ,  $B'$ , and  $W_{\text{res}}$  remain fixed, while only  $R$  and the tunable vectors  $\alpha$  and  $\beta$  are trained. Both vectors are initialized as all-one vectors to ensure strict orthogonality at the start of training. As illustrated in Figure 2, PSOFT relaxes this constraint during training, enabling adjustable angles and scalable norms that adapt to task objectives. As these two additional vectors are inserted within the subspace, the overhead is limited to  $2r$  parameters ( $2r \ll n$ , where  $n$  is the output dimension), enhancing adaptability with minimal cost and without significantly affecting the geometric structure.

To avoid excessive deviation from orthogonality, an explicit constraint can be imposed:  $\|C^\top C - I\|_F \leq \epsilon$ , where  $C = \text{diag}(\alpha) R \text{diag}(\beta)$ . Deviation arises when either  $\text{diag}(\alpha)$  or  $\text{diag}(\beta)$  deviates from a scalar multiple of the identity. In the special case where  $\text{diag}(\alpha) = \lambda_1 I$  and  $\text{diag}(\beta) = \lambda_2 I$ , angular relationships are preserved and magnitudes are uniformly scaled.

In summary, PSOFT performs orthogonal fine-tuning to the low-rank principal subspace, enabling dimension-compatible transformations with theoretical guarantees on subspace geometry, while relaxing strict orthogonality at negligible cost to enhance adaptability. It requires only  $r(r-1)/2 + 2r$  trainable parameters by combining the Cayley parameterization with two efficient tunable vectors. Moreover, it reduces both the number and size of additional matrices (from  $\min(d, n)$  to  $r$ , with  $r \ll \min(d, n)$ ), thereby yielding substantially lower activation memory than other OFT variants under the same batch size and sequence length. Detailed comparisons of parameter counts and activation memory analysis across different PEFT methods are provided in Appendices D and E.

## 5 EXPERIMENTS

To evaluate PSOFT, we conduct experiments on 35 tasks spanning language and vision domains, using encoder-only models (DeBERTaV3-base (He et al., 2021), ViT-B/16 (Dosovitskiy et al., 2021)), and decoder-only models (LLaMA-3.2-3B (Meta AI, 2024), LLaMA-3.1-8B (Dubey et al., 2024)). These models are fine-tuned on downstream tasks, covering natural language understanding (Wang, 2018), visual classification (Zhai et al., 2019), mathematical QA (Yu et al., 2024), and commonsense reasoning (Hu et al., 2023). We evaluate key metrics such as parameter counts, peak memory usage, and accuracy in the main experiments, and assess training speed separately in the efficiency analysis. Following OFTv2 (Qiu et al., 2025), we implement the Cayley parameterization by approximating  $(I + Q)^{-1}$  with a truncated Neumann series,  $\sum_{k=0}^K (-Q)^k$ , using  $K = 5$  terms in practice. All experiments are performed on a single GPU with FP32 precision, using an NVIDIA RTX 4090 (24 GB) for encoder-only models and an NVIDIA H100-SXM (80 GB) for decoder-only models.

**Baselines.** We employ state-of-the-art OFT variants with other advanced PEFT methods as baselines:

- **FFT** (Howard & Ruder, 2018) updates all model weights during fine-tuning.
- **GOFTv2 & qGOFTv2** (Ma et al., 2024) replace full-space OFT with Givens rotations. The latest implementation uses Hadamard products instead of sparse multiplication.
- **BOFT** (Liu et al., 2024b) substitutes full-space OFT with butterfly factorization.
- **OFTv2** (Qiu et al., 2023; 2025) employs a block-diagonal structure for OFT, with the latest version adopting an input-centric computation and Cayley-Neumann parameterization.
- **LoRA** (Hu et al., 2021) freezes pre-trained weights and adjusts only two low-rank matrices.
- **PiSSA** (Meng et al., 2024) improves LoRA initialization to fine-tune principal weights.
- **DoRA** (Liu et al., 2024a) decomposes low-rank adaptation into direction and magnitude.
- **LoRA-XS** (Bałazy et al., 2024) injects and tunes a single square matrix between LoRA’s matrices.

**Encoder-only Models.** We evaluate PSOFT by fine-tuning DeBERTaV3 (He et al., 2021) on several datasets from the GLUE benchmark (Wang, 2018). Following prior work (Wu et al., 2024a;b; Bini et al., 2025), we split the original validation set into new validation/test sets with a fixed seed, and report test accuracy from the best validation checkpoint to ensure rigorous evaluation. Details are in Appendix F.

As shown in Table 2, GOFTv2 and qGOFTv2 have non-tunable parameters and often encounter OOM failures

as the sequence length increases. *PSOFT improves parameter and memory efficiency without compromising performance.* Although GOFT and PSOFT have the same parameter counts, PSOFT reduces memory usage by about 80% and avoids OOM issues. It further achieves up to an 18 $\times$  improvement in parameter efficiency over BOFT, OFTv2, and LoRA variants, attaining the best average performance across all baselines with the lowest memory footprint. These results highlight PSOFT’s ability to achieve both efficiency and performance.

Table 2: Experimental results of fine-tuned DeBERTaV3-base. Results are averaged over 5 random seeds. Memory (GB) denotes peak memory with sequence length 64.

Methods	#Params	Memory (GB)	CoLA	STS-B	RTE	MRPC	SST2	QNLI	Avg.
FFT	184M	5.9	67.56	91.46	82.88	90.69	94.13	93.37	86.68
GOFTv2	<b>0.08M</b>	18.5	65.45			N/A. (OOM)			
qGOFTv2	0.33M	18.5	68.03			N/A. (OOM)			
BOFT <sub>m=2</sub>	1.41M	6.3	68.85	91.09	83.60	88.40	95.28	93.78	86.83
OFTv2 <sub>b=32</sub>	1.29M	4.5	66.79	91.22	84.03	89.61	93.72	92.64	86.34
LoRA <sub>r=8</sub>	1.33M	4.5	67.98	91.60	84.87	90.20	95.28	93.89	87.30
PiSSA <sub>r=8</sub>	1.33M	4.5	66.50	91.40	83.77	89.90	93.17	92.72	86.24
DoRA <sub>r=8</sub>	1.41M	5.8	67.06	91.60	87.19	90.49	95.23	94.09	87.61
LoRA-XS <sub>r=136</sub>	1.33M	4.2	64.67	91.48	84.17	91.27	93.85	93.14	86.43
PSOFT <sub>r=46</sub>	<b>0.08M</b>	<b>4.1</b>	70.42	91.56	86.74	90.49	95.55	93.47	<b>88.04</b>

Table 3: Experimental results of fine-tuned ViT-B/16 on the VTAB-1K benchmark. Reported values (top-1 accuracy %) are the mean of 5 runs with different random seeds.

Methods	#Params	Mem (GB)	Natural							Specialized				Structured							Avg.	
			Cifar100	Caltech101	DTD102	Flower102	Pets	SVHN	Sun397	Camelyon	EuroSAT	Resisc45	Retinopathy	Clevr-Count	Clevr-Dist	DMLab	KITTI-Dist	dSpr-Loc	dSpr-Ori	sNOB-Azim		sNOB-Ele
FFT	85.9M	8.2	70.7	89.3	69.5	99.0	90.4	81.7	54.9	85.4	93.6	83.8	74.5	58.3	51.5	43.2	75.0	73.1	48.7	16.4	30.0	67.8
GOFTv2	<b>0.08M</b>	OOM											N/A.									
qGOFTv2	0.33M	OOM											N/A.									
BOFT <sub>m=8</sub>	1.41M	10.9	70.6	88.2	69.8	99.0	91.4	77.4	55.1	85.1	93.6	82.3	74.9	61.8	50.4	42.9	76.1	73.7	48.8	15.7	30.8	70.9
OFTv2 <sub>b=32</sub>	1.29M	7.7	68.5	88.9	67.5	98.4	89.5	86.9	53.6	86.0	94.1	84.2	74.6	58.7	56.4	46.7	78.5	81.1	48.1	17.3	32.5	72.1
LoRA <sub>r=8</sub>	1.33M	9.9	71.4	88.4	70.1	99.0	91.4	76.6	55.7	85.9	94.2	83.3	74.1	72.0	54.3	43.0	76.6	74.8	48.6	16.4	31.8	71.8
PiSSA <sub>r=8</sub>	1.33M	9.9	70.7	88.7	68.9	99.2	91.0	81.9	53.3	82.6	93.4	83.0	74.0	71.0	60.2	44.0	77.1	81.9	51.8	18.1	33.1	72.3
DoRA <sub>r=8</sub>	1.41M	17.8	70.7	89.0	69.8	98.9	91.0	81.7	55.5	85.7	94.2	83.5	74.8	67.3	54.2	45.1	77.4	82.0	48.5	16.9	31.5	72.3
LoRA-XS <sub>r=136</sub>	1.33M	6.6	68.5	89.4	68.4	98.7	90.9	84.5	54.1	84.0	94.3	80.8	73.6	60.0	57.7	45.8	79.6	80.6	48.1	17.4	30.8	71.6
PSOFT <sub>r=46</sub>	<b>0.08M</b>	<b>6.2</b>	71.9	89.6	70.3	99.1	91.8	86.9	55.9	84.6	94.2	82.4	75.2	71.2	59.9	45.7	79.6	80.9	52.9	20.0	32.9	<b>73.4</b>

We also evaluate PSOFT by fine-tuning ViT-B/16 (Dosovitskiy et al., 2021) on the VTAB-1K benchmark (Zhai et al., 2019). Further details are provided in Appendix G. As shown in Table 3, *PSOFT extends its efficiency-performance advantages on the small-scale model from language tasks to vision tasks.* Beyond avoiding the heavy memory demands of GOFTv2 and qGOFTv2,



PSOFT consistently reduces the memory overhead of BOFT and OFTv2. Compared to LoRA and its variants, it achieves the best average accuracy with about 94% fewer parameters and the lowest peak memory footprint. Interestingly, we also observe that parameter counts and memory overheads of different PEFT methods do not necessarily correlate, suggesting that PEFT design should consider multi-dimensional efficiency beyond parameter efficiency alone.

**Decoder-only Models.** Following prior work (Lingam et al., 2024; Liu et al., 2024b), we fine-tune the LLaMA-3.2-3B (Meta AI, 2024) model on MetaMathQA-40K (Yu et al., 2024) and evaluate on GSM-8K (Cobbe et al., 2021) and MATH (Hendrycks et al., 2021). For large-scale models and complex tasks, where performance is more sensitive to parameter counts, we align trainable parameters by setting the LoRA rank to 8 to ensure a fair comparison. PEFT modules are applied to all linear layers, with additional hyperparameter details in Appendix H.

As shown in Table 4, as models scale up, BOFT suffers from OOM failures like GOFTv2 and qGOFTv2, whereas PSOFT avoids this issue. *PSOFT reduces the peak memory footprint of OFT variants to a level comparable with LoRA-like methods, while delivering superior performance under similar parameter counts.* Against advanced PEFT methods, it outperforms LoRA (+2.28%) on GSM-8K and PiSSA (+1.02%) on MATH, while maintaining memory usage comparable to LoRA-like baselines. Compared to the sparsity-based OFTv2, PSOFT achieves higher performance at comparable cost. When scaling to large models and complex reasoning tasks, PSOFT adapts by employing a higher rank  $r$  to ensure sufficient expressiveness, yet still maintains efficiency and clear memory advantages over BOFT, GOFTv2, qGOFTv2, and DoRA. Even under restricted module insertion and tighter parameter budgets, PSOFT still reduces memory overhead relative to qGOFTv2 and BOFT (Table 13 in Appendix H), demonstrating strong scalability to large models and complex mathematical tasks.

Table 4: Experimental results of fine-tuned LLaMA-3.2-3B on GSM-8K and MATH.

Methods	#Params	Memory (GB)	GSM-8K	MATH
FFT	3.21B	69.0	63.00	16.84
GOFTv2	0.75M	OOM	N/A.	
qGOFTv2	2.98M	OOM	N/A.	
BOFT $_{m=2}^{b=2}$	3.76M	OOM	N/A.	
OFTv2 $_{b=32}$	11.6M	35.2	61.03	15.70
LoRA $_{r=8}$	12.2M	32.2	60.80	15.76
PiSSA $_{r=8}$	12.2M	32.2	61.26	14.96
DoRA $_{r=8}$	12.9M	43.4	62.62	15.48
LoRA-XS $_{r=248}$	12.1M	34.4	61.56	15.02
PSOFT $_{r=352}$	12.2M	36.2	<b>63.08</b>	<b>15.98</b>

Table 5: Experimental results of fine-tuned LLaMA-3.1-8B on commonsense reasoning benchmarks.

Methods	#Params	Memory (GB)	BoolQ	PIQA	SIQA	HS	WG	ARC-e	ARC-c	OBQA	Avg.
FFT	8.03B	OOM					N/A.				
GOFTv2	0.98M	OOM					N/A.				
qGOFTv2	3.93M	OOM					N/A.				
BOFT $_{m=2}^{b=2}$	4.72M	OOM					N/A.				
OFTv2 $_{b=32}$	14.3M	55.5	70.83	84.44	73.34	90.63	74.11	90.87	80.12	81.80	80.77
LoRA $_{r=8}$	14.2M	54.1	73.18	85.31	74.36	86.57	74.19	90.95	80.29	84.00	81.11
PiSSA $_{r=8}$	14.2M	54.1	71.22	86.02	75.38	90.27	74.19	89.90	79.44	84.00	81.30
DoRA $_{r=8}$	14.9M	65.6	73.09	85.96	75.08	90.48	75.53	90.74	81.40	84.40	82.09
LoRA-XS $_{r=298}$	14.2M	56.2	72.35	86.51	75.18	91.73	74.98	90.74	79.52	84.00	81.88
PSOFT $_{r=424}$	14.5M	58.4	72.17	86.51	75.79	91.28	75.61	91.46	81.48	86.00	<b>82.54</b>

Following prior work (Hu et al., 2023; Lingam et al., 2024; Liu et al., 2024a), we further fine-tune LLaMA-3.1-8B (Dubey et al., 2024) on the Commonsense-15K dataset (Hu et al., 2023) and evaluate it on eight commonsense reasoning benchmarks. PEFT modules are applied to the  $Q, K, V, U, D$  linear layers. Appendix I details the hyperparameter settings. As shown in Table 5, *PSOFT mitigates the frequent OOM issues of OFT on larger models while achieving the best average performance.* In practice, GOFTv2, qGOFTv2, and BOFT suffer from OOM failures even without inserting modules into all linear layers, severely limiting their use in large-scale fine-tuning, whereas PSOFT provides a more memory-friendly alternative. Under comparable costs, it surpasses OFTv2 by 1.77% in average accuracy, matches the memory efficiency of LoRA-like baselines while delivering higher accuracy, and reduces memory usage by about 7 GB relative to DoRA. PSOFT further remains effective under reduced parameter budgets and restricted module insertion (Table 15 in Appendix I), underscoring its practicality in balancing efficiency and performance across diverse settings.



Table 6: Effect of orthogonality of  $R$  on LLaMA-3.2-3B.

Methods	#Params	GSM-8K	MATH
PiSSA+LoRA-XS $_{r=248}$ ( $\eta=0.0$ )	12.1M	61.26	14.72
PiSSA+LoRA-XS $_{r=248}$ ( $\eta=0.01$ )	12.1M	61.26	14.80
PiSSA+LoRA-XS $_{r=248}$ ( $\eta=0.1$ )	12.1M	59.89	14.90
PiSSA+LoRA-XS $_{r=248}$ ( $\eta=1.0$ )	12.1M	59.36	14.44
PSOFT $_{r=248}$ (strict orthogonality)	6.0M	61.18	14.80
PSOFT $_{r=352}$ (strict orthogonality)	12.1M	<b>62.77</b>	<b>15.74</b>

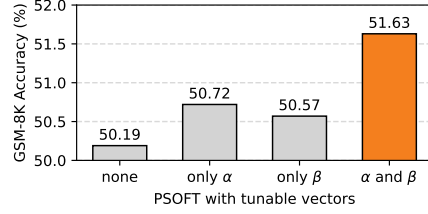


Figure 3: Effect of tunable vectors.

**Ablation Studies.** To study the effect of orthogonality of  $R$ , we follow AdaLoRA (Zhang et al., 2023) and add an orthogonality regularizer  $L_{\text{orth}} = \|R^T R - I\|_F$ , resulting in the objective  $L = L + \eta L_{\text{orth}}$  with weight  $\eta$ . Setting  $\eta = 0$  recovers PiSSA+LoRA-XS with unconstrained  $R$ . As shown in Table 6, this regularization avoids Cayley inversion but demands careful tuning. Under equal rank, PSOFT with strict orthogonality matches the unconstrained variant with half the parameters, and achieves clear gains once parameter counts are aligned. Therefore, Cayley parametrization in PSOFT not only enforces orthogonality but also exploits its skew-symmetric structure to improve parameter efficiency.

To study the effect of tunable vectors  $\alpha$  and  $\beta$ , we fine-tune LLaMA-3.2-3B with rank 64, inserting PSOFT into all linear layers and evaluating on GSM-8K and MATH. As shown in Figure 3, enabling both vectors achieves the best performance, while single-sided insertion provides smaller gains. This suggests that tuning only one side lacks sufficient capacity to capture task-specific variations.

To study the effect of initialization, we compare three variants:  $A_{\text{orth}}R_{\text{orth}}B$ ,  $AR_{\text{orth}}B_{\text{orth}}$ , and  $AR_{\text{orth}}B$ , where  $A$  and  $B$  follow PiSSA (Meng et al., 2024) and  $A_{\text{orth}}, B_{\text{orth}}$  use orthogonal initialization with rank 64. As shown in Table 7,  $A_{\text{orth}}R_{\text{orth}}B$  yields the best results, outperforming PiSSA without constraining  $A$  and  $B$ , whereas enforcing orthogonality on  $B$  reduces model expressiveness.

Table 7: Effect of initialization.

Methods	RTE	CoLA
$A_{\text{orth}}R_{\text{orth}}B$	<b>85.92</b>	<b>70.63</b>
$AR_{\text{orth}}B_{\text{orth}}$	52.71	67.97
$AR_{\text{orth}}B$	71.11	69.23

**Memory and Computational Efficiency.** We evaluate memory usage among different batch sizes by fine-tuning ViT-B/16 on VTAB-1K with PEFT modules in all linear layers. As shown in Figure 4a, PSOFT consistently requires less memory than advanced OFT variants across batch sizes, maintaining a peak footprint below 4 GB even at batch size 32, which highlights its suitability for resource-constrained settings.

We also evaluate computational cost under the same settings as for Tables 4 and 5. As shown in Figure 4b, PSOFT achieves  $3.5\times$  and  $2.1\times$  speedups over GOFtv2/qGOFtv2 and BOFT, respectively, on LLaMA-3.2-3B, and a  $3.2\times$  speedup on LLaMA-3.3-8B. Compared with other PEFT methods, its computational efficiency lies between DoRA and LoRA.

## 6 CONCLUSION

In this work, we have proposed PSOFT, a novel PEFT framework that confines OFT to the principal subspace with theoretical guarantees, while enhancing practical adaptability through two tunable scaling vectors. Extensive experiments demonstrate that PSOFT introduces a low-rank perspective that resolves the tension between expressiveness and multi-dimensional efficiency in OFT, bridges the gap between orthogonal fine-tuning and low-rank adaptation within the broader PEFT landscape, and offers a solution with superior scalability and practicality for adapting future foundation models.

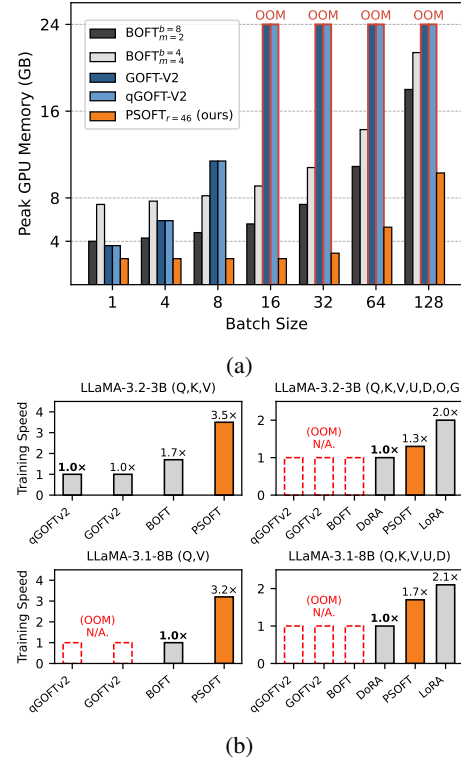


Figure 4: (a) Memory usage across batch sizes. (b) Training speed across different models and settings.

## REFERENCES

- Armen Aghajanyan, Sonal Gupta, and Luke Zettlemoyer. Intrinsic dimensionality explains the effectiveness of language model fine-tuning. In *Proceedings of the 59th Annual Meeting of the Association for Computational Linguistics and the 11th International Joint Conference on Natural Language Processing (Volume 1: Long Papers)*, pp. 7319–7328, 2021.
- Seyedarmin Azizi, Souvik Kundu, and Massoud Pedram. LaMDA: Large model fine-tuning via spectrally decomposed low-dimensional adaptation. In *Findings of the Association for Computational Linguistics: EMNLP 2024*, pp. 9635–9646, 2024.
- Klaudia Bałazy, Mohammadreza Banaei, Karl Aberer, and Jacek Tabor. Lora-xs: Low-rank adaptation with extremely small number of parameters. *arXiv preprint arXiv:2405.17604*, 2024.
- Massimo Bini, Leander Gırrbach, and Zeynep Akata. Decoupling angles and strength in low-rank adaptation. In *International Conference on Learning Representations*, 2025.
- Yonatan Bisk, Rowan Zellers, Jianfeng Gao, Yejin Choi, et al. Piqa: Reasoning about physical commonsense in natural language. In *Proceedings of the AAAI conference on artificial intelligence*, volume 34, pp. 7432–7439, 2020.
- Arthur Cayley. *The collected mathematical papers of Arthur Cayley*, volume 7. University of Michigan Library, 1894.
- Christopher Clark, Kenton Lee, Ming-Wei Chang, Tom Kwiatkowski, Michael Collins, and Kristina Toutanova. BoolQ: Exploring the surprising difficulty of natural yes/no questions. In *Proceedings of the 2019 Conference of the North American Chapter of the Association for Computational Linguistics: Human Language Technologies, Volume 1 (Long and Short Papers)*, pp. 2924–2936, 2019.
- Peter Clark, Isaac Cowhey, Oren Etzioni, Tushar Khot, Ashish Sabharwal, Carissa Schoenick, and Oyvind Tafjord. Think you have solved question answering? try arc, the ai2 reasoning challenge. *arXiv preprint arXiv:1803.05457*, 2018.
- Karl Cobbe, Vineet Kosaraju, Mohammad Bavarian, Mark Chen, Heewoo Jun, Lukasz Kaiser, Matthias Plappert, Jerry Tworek, Jacob Hilton, Reiichiro Nakano, et al. Training verifiers to solve math word problems. *arXiv preprint arXiv:2110.14168*, 2021.
- Alexey Dosovitskiy, Lucas Beyer, Alexander Kolesnikov, Dirk Weissenborn, Xiaohua Zhai, Thomas Unterthiner, Mostafa Dehghani, Matthias Minderer, Georg Heigold, Sylvain Gelly, Jakob Uszkoreit, and Neil Houlsby. An image is worth 16x16 words: Transformers for image recognition at scale. In *The Ninth International Conference on Learning Representations*, 2021.
- Abhimanyu Dubey, Abhinav Jauhri, Abhinav Pandey, Abhishek Kadian, Ahmad Al-Dahle, Aiesha Letman, Akhil Mathur, Alan Schelten, Amy Yang, Angela Fan, et al. The llama 3 herd of models. *arXiv preprint arXiv:2407.21783*, 2024.
- Ziqi Gao, Qichao Wang, Aochuan Chen, Zijing Liu, Bingzhe Wu, Liang Chen, and Jia Li. Parameter-efficient fine-tuning with discrete fourier transform. In *International Conference on Machine Learning*, 2024.
- Nathan Halko, Per-Gunnar Martinsson, and Joel A Tropp. Finding structure with randomness: Probabilistic algorithms for constructing approximate matrix decompositions. *SIAM review*, 53(2): 217–288, 2011.
- Kaiming He, Xiangyu Zhang, Shaoqing Ren, and Jian Sun. Delving deep into rectifiers: Surpassing human-level performance on imagenet classification. In *Proceedings of the IEEE international conference on computer vision*, pp. 1026–1034, 2015.
- Pengcheng He, Jianfeng Gao, and Weizhu Chen. Debertav3: Improving deberta using electra-style pre-training with gradient-disentangled embedding sharing. *arXiv preprint arXiv:2111.09543*, 2021.

- Dan Hendrycks, Collin Burns, Saurav Kadavath, Akul Arora, Steven Basart, Eric Tang, Dawn Song, and Jacob Steinhardt. Measuring mathematical problem solving with the MATH dataset. In *Thirty-fifth Conference on Neural Information Processing Systems Datasets and Benchmarks Track (Round 2)*, 2021.
- Neil Houlsby, Andrei Giurgiu, Stanislaw Jastrzebski, Bruna Morrone, Quentin De Laroussilhe, Andrea Gesmundo, Mona Attariyan, and Sylvain Gelly. Parameter-efficient transfer learning for nlp. In *International Conference on Machine Learning*, pp. 2790–2799, 2019.
- Jeremy Howard and Sebastian Ruder. Universal language model fine-tuning for text classification. In *Proceedings of the 56th Annual Meeting of the Association for Computational Linguistics (Volume 1: Long Papers)*, pp. 328–339, 2018.
- Edward J Hu, Yelong Shen, Phillip Wallis, Zeyuan Allen-Zhu, Yuanzhi Li, Shean Wang, Lu Wang, and Weizhu Chen. Lora: Low-rank adaptation of large language models. *arXiv preprint arXiv:2106.09685*, 2021.
- Zhiqiang Hu, Lei Wang, Yihuai Lan, Wanyu Xu, Ee-Peng Lim, Lidong Bing, Xing Xu, Soujanya Poria, and Roy Lee. LLM-adapters: An adapter family for parameter-efficient fine-tuning of large language models. In *Proceedings of the 2023 Conference on Empirical Methods in Natural Language Processing*, pp. 5254–5276, 2023.
- Dawid Jan Kopiczko, Tijmen Blankevoort, and Yuki M Asano. VeRA: Vector-based random matrix adaptation. In *The Twelfth International Conference on Learning Representations*, 2024.
- Vijay Anand Korthikanti, Jared Casper, Sangkug Lym, Lawrence McAfee, Michael Andersch, Mohammad Shoenybi, and Bryan Catanzaro. Reducing activation recomputation in large transformer models. *Proceedings of Machine Learning and Systems*, 5:341–353, 2023.
- Brian Lester, Rami Al-Rfou, and Noah Constant. The power of scale for parameter-efficient prompt tuning. In *Proceedings of the 2021 Conference on Empirical Methods in Natural Language Processing*, pp. 3045–3059, 2021.
- Chunyuan Li, Heerad Farkhor, Rosanne Liu, and Jason Yosinski. Measuring the intrinsic dimension of objective landscapes. In *The Sixth International Conference on Learning Representations*, 2018.
- Xiang Lisa Li and Percy Liang. Prefix-tuning: Optimizing continuous prompts for generation. In *Proceedings of the 59th Annual Meeting of the Association for Computational Linguistics and the 11th International Joint Conference on Natural Language Processing (Volume 1: Long Papers)*, pp. 4582–4597, 2021.
- Vijay Lingam, Atula Tejaswi Neerkaje, Aditya Vavre, Aneesh Shetty, Gautham Krishna Gudur, Joydeep Ghosh, Eunsol Choi, Alex Dimakis, Aleksandar Bojchevski, and sujay sanghavi. SVFT: Parameter-efficient fine-tuning with singular vectors. In *The Thirty-eighth Annual Conference on Neural Information Processing Systems*, 2024.
- Haotian Liu, Chunyuan Li, Qingyang Wu, and Yong Jae Lee. Visual instruction tuning. In *Thirty-seventh Conference on Neural Information Processing Systems*, 2023.
- Shih-Yang Liu, Chien-Yi Wang, Hongxu Yin, Pavlo Molchanov, Yu-Chiang Frank Wang, Kwang-Ting Cheng, and Min-Hung Chen. Dora: Weight-decomposed low-rank adaptation. In *International Conference on Machine Learning*, 2024a.
- Weiyang Liu, Rongmei Lin, Zhen Liu, James M Rehg, Liam Paull, Li Xiong, Le Song, and Adrian Weller. Orthogonal over-parameterized training. In *Proceedings of the IEEE/CVF Conference on Computer Vision and Pattern Recognition*, pp. 7251–7260, 2021.
- Weiyang Liu, Zeju Qiu, Yao Feng, Yuliang Xiu, Yuxuan Xue, Longhui Yu, Haiwen Feng, Zhen Liu, Juyeon Heo, Songyou Peng, Yandong Wen, Michael J. Black, Adrian Weller, and Bernhard Schölkopf. Parameter-efficient orthogonal finetuning via butterfly factorization. In *The Twelfth International Conference on Learning Representations*, 2024b.

- Xiao Liu, Kaixuan Ji, Yicheng Fu, Weng Tam, Zhengxiao Du, Zhilin Yang, and Jie Tang. P-tuning: Prompt tuning can be comparable to fine-tuning across scales and tasks. In *Proceedings of the 60th Annual Meeting of the Association for Computational Linguistics (Volume 2: Short Papers)*, pp. 61–68, 2022.
- Xinyu Ma, Xu Chu, Zhibang Yang, Yang Lin, Xin Gao, and Junfeng Zhao. Parameter efficient quasi-orthogonal fine-tuning via givens rotation. In *International Conference on Machine Learning*, 2024.
- Sourab Mangrulkar, Sylvain Gugger, Lysandre Debut, Younes Belkada, Sayak Paul, and Benjamin Bossan. Peft: State-of-the-art parameter-efficient fine-tuning methods. <https://github.com/huggingface/peft>, 2022.
- Fanxu Meng, Zhaohui Wang, and Muhan Zhang. PiSSA: Principal singular values and singular vectors adaptation of large language models. In *The Thirty-eighth Annual Conference on Neural Information Processing Systems*, 2024.
- Meta AI. Llama 3.2: Revolutionizing edge ai and vision with open, customizable models. <https://ai.meta.com/blog/llama-3-2-connect-2024-vision-edge-mobile-devices/>, September 2024.
- Todor Mihaylov, Peter Clark, Tushar Khot, and Ashish Sabharwal. Can a suit of armor conduct electricity? a new dataset for open book question answering. In *Proceedings of the 2018 Conference on Empirical Methods in Natural Language Processing*, pp. 2381–2391, 2018.
- Adam Paszke, Sam Gross, Francisco Massa, Adam Lerer, James Bradbury, Gregory Chanan, Trevor Killeen, Zeming Lin, Natalia Gimelshein, Luca Antiga, et al. Pytorch: An imperative style, high-performance deep learning library. *Advances in neural information processing systems*, 32, 2019.
- Jonas Pfeiffer, Aishwarya Kamath, Andreas Rücklé, Kyunghyun Cho, and Iryna Gurevych. Adapter-fusion: Non-destructive task composition for transfer learning. *arXiv preprint arXiv:2005.00247*, 2020.
- Chengwei Qin, Aston Zhang, Zhuosheng Zhang, Jiaao Chen, Michihiro Yasunaga, and Diyi Yang. Is chatGPT a general-purpose natural language processing task solver? In *The 2023 Conference on Empirical Methods in Natural Language Processing*, 2023.
- Zeju Qiu, Weiyang Liu, Haiwen Feng, Yuxuan Xue, Yao Feng, Zhen Liu, Dan Zhang, Adrian Weller, and Bernhard Schölkopf. Controlling text-to-image diffusion by orthogonal finetuning. *Advances in Neural Information Processing Systems*, 36:79320–79362, 2023.
- Zeju Qiu, Weiyang Liu, Adrian Weller, and Bernhard Schölkopf. Orthogonal finetuning made scalable. In *EMNLP*, 2025.
- Keisuke Sakaguchi, Ronan Le Bras, Chandra Bhagavatula, and Yejin Choi. Winogrande: An adversarial winograd schema challenge at scale. *Communications of the ACM*, 64(9):99–106, 2021.
- Maarten Sap, Hannah Rashkin, Derek Chen, Ronan Le Bras, and Yejin Choi. Social IQa: Common-sense reasoning about social interactions. In *Proceedings of the 2019 Conference on Empirical Methods in Natural Language Processing and the 9th International Joint Conference on Natural Language Processing (EMNLP-IJCNLP)*, pp. 4463–4473, 2019.
- Weixi Song, Zuchao Li, Lefei Zhang, hai zhao, and Bo Du. Sparse is enough in fine-tuning pre-trained large language models. In *Forty-first International Conference on Machine Learning*, 2024.
- Alex Wang. Glue: A multi-task benchmark and analysis platform for natural language understanding. *arXiv preprint arXiv:1804.07461*, 2018.
- Xiao Wang, Tianze Chen, Qiming Ge, Han Xia, Rong Bao, Rui Zheng, Qi Zhang, Tao Gui, and Xuanjing Huang. Orthogonal subspace learning for language model continual learning. In *Findings of the Association for Computational Linguistics: EMNLP 2023*, pp. 10658–10671, 2023.

- Jason Wei, Yi Tay, Rishi Bommasani, Colin Raffel, Barret Zoph, Sebastian Borgeaud, Dani Yogatama, Maarten Bosma, Denny Zhou, Donald Metzler, Ed H. Chi, Tatsunori Hashimoto, Oriol Vinyals, Percy Liang, Jeff Dean, and William Fedus. Emergent abilities of large language models. *Transactions on Machine Learning Research*, 2022.
- Muling Wu, Wenhao Liu, Xiaohua Wang, Tianlong Li, Changze Lv, Zixuan Ling, Zhu JianHao, Cenyuan Zhang, Xiaoqing Zheng, and Xuanjing Huang. Advancing parameter efficiency in fine-tuning via representation editing. In *Proceedings of the 62nd Annual Meeting of the Association for Computational Linguistics (Volume 1: Long Papers)*, pp. 13445–13464, 2024a.
- Zhengxuan Wu, Aryaman Arora, Zheng Wang, Atticus Geiger, Dan Jurafsky, Christopher D Manning, and Christopher Potts. ReFT: Representation finetuning for language models. In *The Thirty-eighth Annual Conference on Neural Information Processing Systems*, 2024b.
- Jing Xu and Jingzhao Zhang. Random masking finds winning tickets for parameter efficient fine-tuning. In *International Conference on Machine Learning*, 2024.
- Longhui Yu, Weisen Jiang, Han Shi, Jincheng YU, Zhengying Liu, Yu Zhang, James Kwok, Zhenguo Li, Adrian Weller, and Weiyang Liu. Metamath: Bootstrap your own mathematical questions for large language models. In *The Twelfth International Conference on Learning Representations*, 2024.
- Elad Ben Zaken, Yoav Goldberg, and Shauli Ravfogel. BitFit: Simple parameter-efficient fine-tuning for transformer-based masked language-models. In *Proceedings of the 60th Annual Meeting of the Association for Computational Linguistics (Volume 2: Short Papers)*, pp. 1–9, 2022.
- Rowan Zellers, Ari Holtzman, Yonatan Bisk, Ali Farhadi, and Yejin Choi. Hellaswag: Can a machine really finish your sentence? *arXiv preprint arXiv:1905.07830*, 2019.
- Xiaohua Zhai, Joan Puigcerver, Alexander Kolesnikov, Pierre Ruysen, Carlos Riquelme, Mario Lucic, Josip Djolonga, Andre Susano Pinto, Maxim Neumann, Alexey Dosovitskiy, et al. A large-scale study of representation learning with the visual task adaptation benchmark. *arXiv preprint arXiv:1910.04867*, 2019.
- Fangzhao Zhang and Mert Pilanci. Spectral adapter: Fine-tuning in spectral space. In *The Thirty-eighth Annual Conference on Neural Information Processing Systems*, 2024.
- Qingru Zhang, Minshuo Chen, Alexander Bukharin, Pengcheng He, Yu Cheng, Weizhu Chen, and Tuo Zhao. Adaptive budget allocation for parameter-efficient fine-tuning. In *The Eleventh International Conference on Learning Representations*, 2023.

## ORGANIZATION OF THE APPENDIX

The appendix is organized as follows:

- Appendix A introduces the algorithm of the proposed PSOFT.
- Appendix B provides the theoretical proof for the column-wise angle and norm preservation theorem.
- Appendix C presents theoretical details of the Cayley parameterization.
- Appendix D compares the number of trainable parameters across popular PEFT methods.
- Appendix E analyzes activation memory statistics for different PEFT methods.
- Appendix F outlines experimental details for natural language understanding on GLUE.
- Appendix G covers experimental details for visual classification on VTAB-1K.
- Appendix H reports experimental details for mathematical question answering on MetaMathQA-40K.
- Appendix I describes experimental details for commonsense reasoning on Commonsense-15K.
- Appendix J details extended experiments on the effects of SVD initialization, different rank settings, inserted modules, and Neumann terms.

## A ALGORITHM OF THE PROPOSED PSOFT

For completeness, we provide a detailed description of the proposed PSOFT framework, which corresponds to Algorithm 1. For initialization, the orthogonal matrix  $\mathbf{R}$  is set to the identity matrix  $\mathbf{I}_r$ , while PSOFT further introduces two additional vectors,  $\alpha$  and  $\beta$ , both initialized as all ones. Before training begins, a singular value decomposition (SVD) is performed once to extract the top- $r$  singular values and vectors, which are then used to construct the matrices  $\mathbf{A}'$ ,  $\mathbf{B}'$ , and the residual weights  $\mathbf{W}_{\text{res}}$ . During training, the forward computation follows Eq. 8, and the gradients of both  $\mathbf{R}$  and the vectors  $\alpha$  and  $\beta$  are updated jointly to obtain the final weights  $\mathbf{W}_{\text{final}}$ .

---

**Algorithm 1** PSOFT: orthogonal fine-tuning in the principal subspace

---

- 1: **Input:** Pre-trained weight matrix  $\mathbf{W}_{\text{pre}} \in \mathbb{R}^{d \times n}$ , rank  $r$ , input  $x$ , and number of epochs  $E$
  - 2: **Output:** Fine-tuned orthogonal matrix  $\mathbf{R}$ , two vectors  $\alpha$  and  $\beta$ , and final weight matrix  $\mathbf{W}_{\text{final}}$
  - 3: **Initialize:** Orthogonal matrix:  $\mathbf{R} \leftarrow \mathbf{I}_r$ , two vectors:  $\alpha \leftarrow \mathbf{1}_r, \beta \leftarrow \mathbf{1}_r$
  - 4: **Pre-compute:**
  - 5:  $\mathbf{W}_{\text{pre}} = \mathbf{U}\mathbf{S}\mathbf{V}^\top$ ,  $\mathbf{A}' \leftarrow \mathbf{U}_{[:, :r]}$ ,  $\mathbf{B}' \leftarrow \mathbf{S}_{[r, :r]} \mathbf{V}_{[:, :r]}^\top$ ,  $\mathbf{W}_{\text{res}} \leftarrow \mathbf{U}_{[:, :r]} \mathbf{S}_{[r, :r]} \mathbf{V}_{[:, :r]}^\top$
  - 6: **for** epoch = 1 to  $E$  **do**
  - 7:   **for** each mini-batch  $x$  **do**
  - 8:      $\mathbf{h} = (\mathbf{A}' \text{diag}(\alpha) \mathbf{R} \text{diag}(\beta) \mathbf{B}' + \mathbf{W}_{\text{res}})^\top x$ ,
  - 9:     compute  $\frac{\partial \mathcal{L}}{\partial \mathbf{R}}, \frac{\partial \mathcal{L}}{\partial \alpha}, \frac{\partial \mathcal{L}}{\partial \beta}$ , then update  $\mathbf{R} \leftarrow \mathbf{R} - \eta \cdot \frac{\partial \mathcal{L}}{\partial \mathbf{R}}, \alpha \leftarrow \alpha - \eta \cdot \frac{\partial \mathcal{L}}{\partial \alpha}, \beta \leftarrow \beta - \eta \cdot \frac{\partial \mathcal{L}}{\partial \beta}$
  - 10:   **end for**
  - 11: **end for**
  - 12: **Reconstruct:**  $\mathbf{W}_{\text{final}} \leftarrow \mathbf{A}' \text{diag}(\alpha) \mathbf{R} \text{diag}(\beta) \mathbf{B}' + \mathbf{W}_{\text{res}}$
- 

## B PROOF FOR THE ANGLE AND NORM PRESERVATION THEOREM

**Theorem B.1** (Formal: Column-wise angle and norm preservation in the low-rank subspace). *Let  $\mathbf{W}_{\text{pri}} = \mathbf{A}\mathbf{B} \in \mathbb{R}^{d \times n}$  and  $\mathbf{W}_{\text{ps-tuned}} = \mathbf{A}\mathbf{R}\mathbf{B} \in \mathbb{R}^{d \times n}$ , with  $\mathbf{A} \in \mathbb{R}^{d \times r}$ ,  $\mathbf{B} \in \mathbb{R}^{r \times n}$ . Assume  $\text{rank}(\mathbf{A}) = \text{rank}(\mathbf{B}) = r$  and every column  $\mathbf{b}_i \neq \mathbf{0}$  (so all angles are well-defined). Let  $\mathbf{G} := \mathbf{A}^\top \mathbf{A}$ ,  $\mathbf{G}$  is symmetric positive definite,  $\mathbf{w}_i^{\text{pri}} := \mathbf{A}\mathbf{b}_i$ ,  $\mathbf{w}_i^{\text{ps-tuned}} := \mathbf{A}\mathbf{R}\mathbf{b}_i$ , and denote by  $\theta_{ij}^{\text{pri}}$  (resp.  $\theta_{ij}^{\text{ps-tuned}}$ ) the angle between  $\mathbf{w}_i^{\text{pri}}, \mathbf{w}_j^{\text{pri}}$  (resp.  $\mathbf{w}_i^{\text{ps-tuned}}, \mathbf{w}_j^{\text{ps-tuned}}$ ). Then*

$$\mathbf{R}^\top \mathbf{G} \mathbf{R} = \mathbf{G} \iff (\forall i \neq j, \theta_{ij}^{\text{ps-tuned}} = \theta_{ij}^{\text{pri}}) \text{ and } (\forall i, \|\mathbf{w}_i^{\text{ps-tuned}}\| = \|\mathbf{w}_i^{\text{pri}}\|). \quad (9)$$



*Proof.* For any pair of column indices  $i \neq j$ , the cosines of the angles between the vectors in principal weights  $(\mathbf{w}_i^{\text{pri}}, \mathbf{w}_j^{\text{pri}})$  and the vectors in fine-tuned weights  $(\mathbf{w}_i^{\text{ps-tuned}}, \mathbf{w}_j^{\text{ps-tuned}})$  are

$$\cos \theta_{ij}^{\text{pri}} = \frac{\mathbf{b}_i^\top \mathbf{G} \mathbf{b}_j}{\sqrt{\mathbf{b}_i^\top \mathbf{G} \mathbf{b}_i} \sqrt{\mathbf{b}_j^\top \mathbf{G} \mathbf{b}_j}}, \quad \cos \theta_{ij}^{\text{ps-tuned}} = \frac{\mathbf{b}_i^\top \mathbf{R}^\top \mathbf{G} \mathbf{R} \mathbf{b}_j}{\sqrt{\mathbf{b}_i^\top \mathbf{R}^\top \mathbf{G} \mathbf{R} \mathbf{b}_i} \sqrt{\mathbf{b}_j^\top \mathbf{R}^\top \mathbf{G} \mathbf{R} \mathbf{b}_j}}.$$

Moreover, for any  $i$ ,

$$\|\mathbf{w}_i^{\text{pri}}\|^2 = \mathbf{b}_i^\top \mathbf{G} \mathbf{b}_i, \quad \|\mathbf{w}_i^{\text{ps-tuned}}\|^2 = \mathbf{b}_i^\top \mathbf{R}^\top \mathbf{G} \mathbf{R} \mathbf{b}_i.$$

**Sufficiency.** If  $\mathbf{R}^\top \mathbf{G} \mathbf{R} = \mathbf{G}$ , then the two cosine expressions coincide for every  $i \neq j$ , hence  $\cos \theta_{ij}^{\text{ps-tuned}} = \cos \theta_{ij}^{\text{pri}}$ . Since all angles lie in  $[0, \pi]$  where the cosine is strictly decreasing, we obtain  $\theta_{ij}^{\text{ps-tuned}} = \theta_{ij}^{\text{pri}}$ . Similarly,  $\|\mathbf{w}_i^{\text{ps-tuned}}\|^2 = \mathbf{b}_i^\top \mathbf{G} \mathbf{b}_i = \|\mathbf{w}_i^{\text{pri}}\|^2$ , so  $\|\mathbf{w}_i^{\text{ps-tuned}}\| = \|\mathbf{w}_i^{\text{pri}}\|$ .

**Necessity.** Conversely, assume that  $\theta_{ij}^{\text{ps-tuned}} = \theta_{ij}^{\text{pri}}$  for all  $i \neq j$  and  $\|\mathbf{w}_i^{\text{ps-tuned}}\| = \|\mathbf{w}_i^{\text{pri}}\|$  for all  $i$ . Define  $\mathbf{M} := \mathbf{R}^\top \mathbf{G} \mathbf{R} - \mathbf{G}$ . From norm preservation we obtain

$$\mathbf{b}_i^\top \mathbf{M} \mathbf{b}_i = 0, \quad \forall i,$$

Since  $\mathbf{b}_i \neq \mathbf{0}$  and  $\mathbf{G} \succ 0$ , both denominators in the cosine formulas are equal and positive; hence angle preservation implies

$$\mathbf{b}_i^\top \mathbf{M} \mathbf{b}_j = 0 \quad \forall i \neq j.$$

Thus  $\mathbf{B}^\top \mathbf{M} \mathbf{B} = \mathbf{0}$  with  $\text{rank}(\mathbf{B}) = r$ . Because  $\mathbf{B}$  has full row rank, it admits a right inverse  $\mathbf{C} \in \mathbb{R}^{n \times r}$  (e.g.,  $\mathbf{C} = \mathbf{B}^\top (\mathbf{B} \mathbf{B}^\top)^{-1}$ ) such that  $\mathbf{B} \mathbf{C} = \mathbf{I}_r$ . Multiplying gives

$$\mathbf{M} = \mathbf{C}^\top (\mathbf{B}^\top \mathbf{M} \mathbf{B}) \mathbf{C} = \mathbf{0},$$

hence  $\mathbf{R}^\top \mathbf{G} \mathbf{R} = \mathbf{G}$ . □

## C CAYLEY PARAMETERIZATION

The Cayley parameterization (Cayley, 1894) is a mapping that converts real skew-symmetric matrices into orthogonal matrices. For a real skew-symmetric matrix  $\mathbf{A}$  (i.e.,  $\mathbf{A}^\top = -\mathbf{A}$ ), the Cayley transform is defined as:

$$\mathbf{C} = (\mathbf{I} - \mathbf{A})(\mathbf{I} + \mathbf{A})^{-1},$$

where  $\mathbf{I}$  is the identity matrix of the same size as  $\mathbf{A}$  and matrix  $\mathbf{C}$  does not have -1 as an eigenvalue.

The Cayley transform provides a way to parameterize orthogonal matrices near the identity matrix using skew-symmetric matrices. The orthogonality of the Cayley transform is proved as follows.

**Theorem C.1.** *If  $\mathbf{A}$  is a real skew-symmetric matrix and  $(\mathbf{I} + \mathbf{A})$  is invertible, then the Cayley transform  $\mathbf{C} = (\mathbf{I} - \mathbf{A})(\mathbf{I} + \mathbf{A})^{-1}$  is an orthogonal matrix.*

*Proof.* We aim to proof that the matrix  $\mathbf{C}$  after Cayley transform satisfies  $\mathbf{C}^\top \mathbf{C} = \mathbf{C} \mathbf{C}^\top = \mathbf{I}$ .

To compute  $\mathbf{C}^\top \mathbf{C}$ :

$$\begin{aligned} \mathbf{C}^\top \mathbf{C} &= ((\mathbf{I} - \mathbf{A})(\mathbf{I} + \mathbf{A})^{-1})^\top ((\mathbf{I} - \mathbf{A})(\mathbf{I} + \mathbf{A})^{-1}) \\ &= ((\mathbf{I} + \mathbf{A})^{-1})^\top (\mathbf{I} - \mathbf{A})^\top (\mathbf{I} - \mathbf{A})(\mathbf{I} + \mathbf{A})^{-1} \\ &= ((\mathbf{I} + \mathbf{A})^\top)^{-1} (\mathbf{I} - \mathbf{A})^\top (\mathbf{I} - \mathbf{A})(\mathbf{I} + \mathbf{A})^{-1} \end{aligned}$$

By the definition of skew-symmetry,  $\mathbf{A}^\top = -\mathbf{A}$ ,

$$= (\mathbf{I} - \mathbf{A})^{-1} (\mathbf{I} + \mathbf{A})(\mathbf{I} - \mathbf{A})(\mathbf{I} + \mathbf{A})^{-1}$$

Since  $(\mathbf{I} + \mathbf{A})$  and  $(\mathbf{I} - \mathbf{A})$  are commute, we can switch the order of the factors:

$$\begin{aligned} &= (\mathbf{I} - \mathbf{A})^{-1}(\mathbf{I} - \mathbf{A})(\mathbf{I} + \mathbf{A})(\mathbf{I} + \mathbf{A})^{-1} \\ &= \mathbf{I} \end{aligned}$$

Similarly, it can be proven that  $\mathbf{C}\mathbf{C}^\top = \mathbf{I}$ . Therefore, the result of Cayley transform  $\mathbf{C} = (\mathbf{I} - \mathbf{A})(\mathbf{I} + \mathbf{A})^{-1}$  is an orthogonal matrix.  $\square$

In this paper, PSOFT leverages the Cayley parameterization to construct orthogonal matrices with approximately half the number of trainable parameters compared to a full orthogonal matrix, while rigorously preserving orthogonality.

## D COMPARISON OF TRAINABLE PARAMETERS FOR PEFT METHODS

Table 8 reports the number of trainable parameters across representative PEFT methods. Most existing approaches scale their parameter counts with hidden layer dimensions, which constrains their applicability to larger models. In contrast, PSOFT and LoRA-XS decouple the number of trainable parameters from layer width. PSOFT further reduces parameter complexity through the Cayley parameterization, which requires only  $r(r-1)/2$  parameters to represent an orthogonal matrix. Consequently, the total number of trainable parameters in PSOFT remains fixed for a given rank  $r$ , allowing fine-grained control over parameter budgets. Moreover, PSOFT introduces two learnable scaling vectors within the subspace, contributing merely  $2r$  additional parameters, which is negligible compared with other methods.

Table 8: Comparison of trainable parameters for different PEFT methods within a single linear layer, assuming input/output dimensions  $d$  and  $n$ , respectively. Here,  $r$  denotes the low-rank dimension,  $m$  the number of butterfly factors in BOFT,  $b$  the block size in BOFT,  $d_{\min} = \min(d, n)$ , and  $k$  the number of additional off-diagonals in SVFT. All statistics are based on implementations from the HuggingFace’s PEFT library (Mangrulkar et al., 2022).

Method	Number of Trainable Parameters
LoRA	$d \times r + r \times n$
DoRA	$d \times r + r \times n + n$
VeRA	$r + n$
OFT	$r \times (d/r) \times (d/r) + n$
BOFT	$m \times (d/b) \times b^2 + n$
SVFT	$d_{\min} \times k + (d_{\min} - k)(k + 1)$
LoRA-XS	$r \times r$
PSOFT (Ours)	$r(r-1)/2 + 2r$

## E THE ACTIVATION MEMORY STATISTICS ACROSS DIFFERENT PEFT METHODS

In this section, we analyze the activation memory requirements of various PEFT methods during fine-tuning. In transformer-based networks, memory usage primarily arises from three sources: *pre-trained weight storage*, *activation storage*, and *gradient/optimizer state storage*. Activation storage refers to intermediate values created during the forward pass and retained for gradient computation during backpropagation. Different PEFT methods consume comparable amounts of memory for weights, gradients, and optimizer states, as they all involve a substantially reduced number of trainable parameters (Hu et al., 2021; Bałazy et al., 2024; Kopiczko et al., 2024). In contrast, their activation memory consumption exhibits clear differences. As the batch size increases, activation storage gradually becomes the dominant memory bottleneck, as illustrated in Figure 4a. Notably, activation memory in transformer layers accounts for over 99.9% of the total activation memory across all layers (Korthikanti et al., 2023). We therefore focus our analysis on the activation storage of transformer layers.

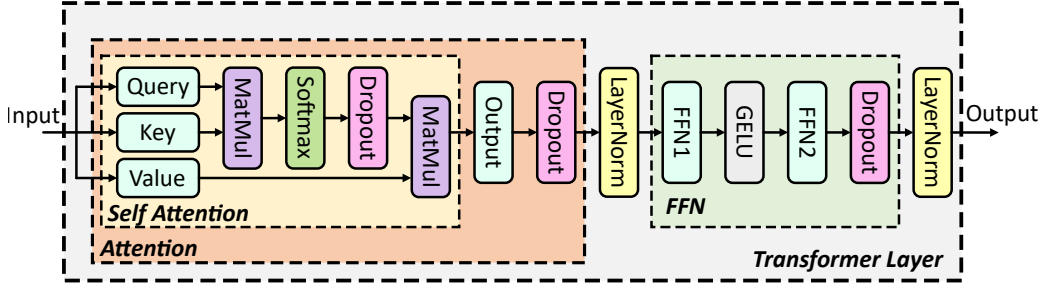


Figure 5: The architecture of a single transformer layer, including the attention layer and the feed forward network layer and self attention layer.

In this study, we consider the transformer layers within an encoder or decoder, where the input has dimensions  $b \times s \times h$ , where  $b$  denotes the micro-batch size,  $s$  represents the maximum sequence length, and  $h$  indicates the hidden dimension size. Each transformer layer consists of a self-attention layer with  $a$  attention heads, and in the feed-forward network (FFN) layer, the hidden dimension is expanded to  $4h$  before being projected back to  $h$ . We assume that activations are stored in 32-bit floating-point format, requiring 4 bytes of memory. All results in this section are reported in bytes unless otherwise specified.

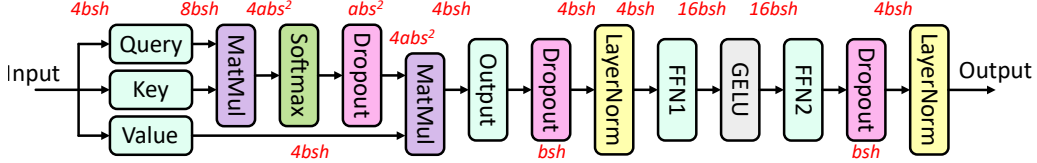


Figure 6: Activation memory statistics in a single transformer layer for full fine-tuning.

As illustrated in Figure 5, each transformer layer consists of a self-attention block (including Query, Key, and Value matrices) combined with an output linear layer to form the attention block. Additionally, it includes two FFN layers, two normalization layers, and three dropout layers. Building on prior work (Korthikanti et al., 2023), we derive an approximate formula for the activation memory required during the forward pass of a single transformer layer. For backpropagation, we consider the input of each module (which serves as the output for the subsequent module) as activations. As illustrated in Figure 6, the activation memory includes the following components:

#### Self-Attention:

- Query ( $Q$ ), Key ( $K$ ), and Value ( $V$ ) matrices: Require  $4bsh$  for their shared inputs.
- First MatMul: Requires  $8bsh$  as input to the module.
- Softmax: Requires  $4abs^2$  for activation storage.
- Self-attention dropout: Only the mask is stored, with a size of  $abs^2$ .
- Second MatMul: Requires activations from the output of dropout ( $4abs^2$ ) and linear layer Value ( $4bsh$ ), totaling  $4abs^2 + 4bsh$ .

#### Attention:

- Output linear layer: Requires  $4bsh$  as input.
- Attention dropout: Only the mask is stored, with a size of  $bsh$ .
- First layer normalization: Requires  $4bsh$  for activation storage.

#### FFN:

- FFN1: Requires  $4bsh$  as input.
- GELU activation: Requires  $16bsh$  for activation storage.
- FFN2: Requires  $16bsh$  as input.

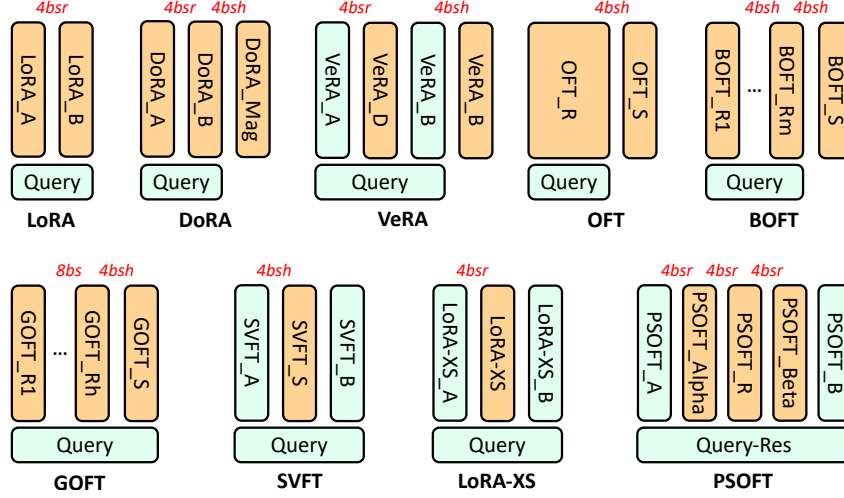


Figure 7: Activation memory statistics in a single linear layer (Query) across different PEFT methods.

- FFN dropout: Only the mask is stored, with a size of  $bsh$ .
- Second layer normalization: Requires  $4bsh$  for activation storage.

Summing these sub-layers, the total activation storage for a single transformer layer is:

$$ACT_{base} = 66bsh + 9abs^2 \quad (10)$$

The six linear layers within a transformer layer undergo changes in activation memory storage when different PEFT methods are applied, as reflected by modifications to the base formula ( $ACT_{base}$ ). For example, the LoRA method introduces a set of low-rank matrices  $B$  and  $A$  in parallel. The activation memory requirements for various PEFT methods in a single linear layer are summarized in Figure 7, with the Query matrix as a representative example. The specific details of these changes are as follows:

- **LoRA**: Adds  $4bsr$  to the original activation storage for gradient computation during back-propagation.
- **DoRA**: Adds  $4bsr + 4bsh$  to the original activation storage.
- **VeRA**: Replaces the original input  $4bsh$  with  $4bsr$  and adds  $4bsh$  for activation storage.
- **OFT**: Adds  $4bsh$  to the original activation storage.
- **BOFT**: Requires an additional  $4mbsh$ , where  $m$  is the number of sparse matrices.
- **GOFT**: Adds  $(h - 1)8bs + 4bsh = 12bsh - 8bs$ , where  $h$  is the hidden layer dimension.
- **SVFT**: Removes the original input activation storage and adds  $4bsh$ .
- **LoRA-XS**: Removes the original input activation storage and adds  $4bsr$ .
- **PSOFT**: Removes the original input activation storage and adds  $12bsr$ .

The activation memory requirements of various PEFT methods for a single transformer layer are summarized in Table 9. Notably, PSOFT incurs significantly lower activation memory than all other methods except LoRA-XS. Its activation memory is comparable to that of LoRA-XS, as the rank  $r$  is much smaller than the hidden dimension  $h$  ( $r \ll h$ ). A key observation is that PSOFT employs scale vectors to enhance task-specific flexibility, similar to other orthogonal fine-tuning methods (Qiu et al., 2023; Liu et al., 2024b; Ma et al., 2024). However, unlike these methods, PSOFT applies the scale vectors within a principal subspace, effectively preventing a substantial increase in activation memory usage.

Table 9: Total activation memory statistics in a single transformer layer for different PEFT methods and FFT. In BOFT,  $m$  denotes the number of sparse matrices.

Methods	Activation memory (Relative)	Activation memory (Absolute)
FFT	$ACT_{base}$	$66bsh + 9abs^2$
LoRA	$ACT_{base} + 24bsr$	$66bsh + 24bsr + 9abs^2$
DoRA	$ACT_{base} + 24bsr + 36bsh$	$102bsh + 24bsr + 9abs^2$
VeRA	$ACT_{base} - 28bsh + 16bsr + 36bsh$	$74bsh + 16bsr + 9abs^2$
OFT	$ACT_{base} + 36bsh$	$102bsh + 9abs^2$
BOFT	$ACT_{base} + 36mbsh$	$66bsh + 36mbsh + 9abs^2$
GOFT	$ACT_{base} + 108bsh - 48bs$	$174bsh + 9abs^2 - 48bs$
SVFT	$ACT_{base} - 28bsh + 24bsh$	$62bsh + 9abs^2$
LoRA-XS	$ACT_{base} - 28bsh + 24bsr$	$38bsh + 24bsr + 9abs^2$
PSOFT	$ACT_{base} - 28bsh + 72bsr$	$38bsh + 72bsr + 9abs^2$

## F NATURAL LANGUAGE UNDERSTANDING ON GLUE

### F.1 DATASETS

The General Language Understanding Evaluation (GLUE) (Wang, 2018) is a comprehensive benchmark for evaluating the performance of natural language understanding (NLU) models across diverse tasks. It includes one text similarity task (SST-B), five pairwise text classification tasks (MNLI, RTE, QQP, MRPC, and QNLI), and two single-sentence classification tasks (CoLA and SST).

Table 10: Hyperparameter settings for fine-tuning DeBERTaV3-base on GLUE

Hyperparameter	CoLA	STS-B	MRPC	RTE	SST-2	QNLI
Optimizer				AdamW		
Warmup Ratio				0.1		
LR Schedule				Linear		
Learning Rate (Head)				5E-04		
Batch Size				32		
Max Seq. Len.	64	128	256	256	128	256
#Epochs	20	20	30	30	10	5
LR PSOFT <sub>r=46</sub>	6E-04	4E-04	4E-04	4E-04	2E-04	4E-04

### F.2 IMPLEMENTATION DETAILS

While it is common in prior PEFT studies (Hu et al., 2021; Lingam et al., 2024; Liu et al., 2024a; Meng et al., 2024) to report results on the GLUE validation set, concerns have been raised regarding the reliability of this protocol (Wu et al., 2024a;b; Bini et al., 2025). To ensure a more rigorous evaluation, we evenly split the original validation set into new validation and test subsets using a fixed random seed. All reported results are based on the test set, with checkpoints selected according to the best accuracy on the new validation set. Given the prohibitive computational cost of evaluating every baseline across all GLUE datasets, we omit the two largest subsets (MNLI and QQP) from our experiments. The peak memory usage during training is measured using `torch.cuda.max_memory_allocated()`.

All experiments are implemented on top of the open-source LoRA framework (Hu et al., 2021), using PyTorch (Paszke et al., 2019) and Huggingface’s PEFT library (Mangrulkar et al., 2022). Following Liu et al. (2024b), we tune only model-agnostic hyperparameters such as learning rate and training epochs. Due to resource constraints, we set the maximum sequence length to 256. PSOFT is applied to all linear layers of the DeBERTaV3-base model. Evaluation metrics include Matthew’s correlation for CoLA, Pearson correlation for STS-B, and accuracy for the other GLUE sub-tasks. Detailed hyperparameter configurations are provided in Table 10.

## G VISUAL CLASSIFICATION ON VTAB-1K

### G.1 DATASETS

The Visual Task Adaptation Benchmark (VTAB-1K) (Zhai et al., 2019) comprises 19 image classification tasks grouped into three categories: natural, specialized, and structured.

- **Natural tasks** involve images captured with standard cameras, depicting scenes from the natural environment, generic objects, fine-grained categories, or abstract concepts.
- **Specialized tasks** use images obtained through specialized equipment, such as medical imaging devices or remote sensing technologies.
- **Structured tasks** focus on artificially designed scenarios to analyze specific relationships or changes between images, such as estimating object distances in 3D scenes (e.g., DMLab), counting objects (e.g., CLEVR), or detecting orientations (e.g., dSprites for disentangled representations).

In VTAB-1K, each dataset provides 800 labeled samples from its original training set, which are used to fine-tune the base model. Additionally, 200 labeled samples in the validation set adjust hyperparameters during fine-tuning. The performance is evaluated using Top-1 classification accuracy on the respective original test set.

Table 11: Hyperparameter settings for fine-tuning ViT-B/16 on VTAB-1K

Hyperparameter	ViT-B/16
Optimizer	AdamW
Warmup Ratio	0.1
LR Schedule	Cosine
Learning Rate (Head)	5E-03
Batch Size	64
Weight Decay	1E-03
Dropout	1E-01
#Epochs	50
LR PSOFT <sub>r=46</sub>	{5E-04, 1E-03, 5E-03}

### G.2 IMPLEMENTATION DETAILS

Our experiments are conducted in PyTorch (Paszke et al., 2019) using HuggingFace’s Datasets, Transformers, and PEFT (Mangrulkar et al., 2022) libraries. Unlike prior works that rely on the Timm framework with custom preprocessing and training loops (Liu et al., 2024b; Ma et al., 2024), our framework leverages standardized APIs such as AutoImageProcessor and Trainer, eliminating manual dataset/model handling and enabling fast integration of advanced methods (e.g., DoRA (Liu et al., 2024a), SVFT (Lingam et al., 2024), BOFT (Liu et al., 2024b)).

We adopt the experimental settings from (Liu et al., 2024b; Ma et al., 2024), adjusting learning rates, weight decay, and training epochs accordingly. Following (Bałazy et al., 2024; Kopiczko et al., 2024; Lingam et al., 2024), we separate learning rates for the classification head and PEFT modules, with a fixed learning rate applied to the head across all methods. Complete hyperparameter configurations are listed in Table 11.

## H MATHEMATICAL QUESTION ANSWERING ON METAMATHQA-40K

### H.1 DATASETS

For mathematical question answering tasks, we fine-tune baselines using the MetaMathQA-40K dataset (Yu et al., 2024) and evaluate their performance on the two challenge benchmarks: GSM-8K (Cobbe et al., 2021) and MATH (Hendrycks et al., 2021).



Table 12: Hyperparameter settings for fine-tuning on MetaMathQA-40K

Hyperparameter	LLaMA-3.2-3B
Optimizer	AdamW
Warmup Ratio	0.1
LR Schedule	Cosine
Max Seq. Len.	512
Batch Size	64
# Epochs	2
LR PSOFT <sub><math>r=168</math></sub>	4E-04
LR PSOFT <sub><math>r=362</math></sub>	2E-04

## H.2 IMPLEMENTATION DETAILS

Our experiments follow prior work (Liu et al., 2024b; Lingam et al., 2024) and are implemented in PyTorch (Paszke et al., 2019) using HuggingFace’s PEFT library (Mangrulkar et al., 2022). Consistent with (Lingam et al., 2024), we tune only learning rates for different models, with full hyperparameters listed in Table 12. We adopt gradient accumulation with small batch sizes ( $\leq 4$ ) to approximate large-batch training across all baselines.

Table 13: Experimental results of fine-tuned LLaMA-3.2-3B on GSM-8K and MATH with extremely low parameter counts. The best result for each dataset is marked in **bold**. Accuracy (%) is reported for both GSM-8K and MATH datasets.

Methods	#Params	Inserted Modules	Mem (GB)	GSM-8K	MATH
GOFTv2	0.26M	Q,K,V	75.3	41.02	9.22
qGOFTv2	1.03M	Q,K,V	75.3	42.46	9.32
BOFT <sub><math>m=2</math></sub>	1.18M	Q,K,V	48.2	52.46	10.78
PSOFT <sub><math>r=168</math></sub>	1.20M	Q,K,V	29.8	52.84	12.24
LoRA <sub><math>r=1</math></sub>	0.40M	Q,K,V	30.1	47.23	10.36
SVFT <sub><math>P</math></sub>	0.49M	Q,K,V,U,D,O,G	41.1	52.01	12.18
LoRA-XS <sub><math>r=48</math></sub>	0.45M	Q,K,V,U,D,O,G	32.3	51.86	9.80
PSOFT <sub><math>r=72</math></sub>	0.53M	Q,K,V,U,D,O,G	32.7	52.01	12.44
LoRA <sub><math>r=1</math></sub>	1.52M	Q,K,V,U,D,O,G	32.0	57.32	12.88
PiSSA <sub><math>r=1</math></sub>	1.52M	Q,K,V,U,D,O,G	32.0	56.48	13.18
LoRA-XS <sub><math>r=88</math></sub>	1.52M	Q,K,V,U,D,O,G	32.8	54.66	12.70
PSOFT <sub><math>r=124</math></sub>	1.54M	Q,K,V,U,D,O,G	33.2	57.47	13.26
DoRA <sub><math>r=1</math></sub>	2.29M	Q,K,V,U,D,O,G	43.2	57.54	13.60
PSOFT <sub><math>r=152</math></sub>	2.31M	Q,K,V,U,D,O,G	33.5	<b>58.23</b>	<b>13.66</b>

Beyond the main experiments, we provide additional evaluations of PEFT methods under constrained parameter budgets, as summarized in Table 13. When fine-tuned on the Q, K, and V modules, PSOFT achieves 10% and 3% higher accuracy than GOFTv2 and qGOFTv2 on GSM-8K and MATH, respectively, while using only 40% of their memory. On MATH, PSOFT also exceeds BOFT by 0.82%/1.46% with just 60% of its memory usage.

PSOFT allows flexible control of parameter counts by adjusting the rank  $r$ , whereas LoRA is restricted to a minimum rank of 1, inherently tying its parameter count to hidden dimension size. Under stricter parameter budgets, LoRA must reduce the scope of inserted modules, often leading to performance degradation. In contrast, PSOFT consistently achieves superior performance even at extremely low parameter configurations. In terms of memory efficiency, PSOFT matches LoRA while outperforming DoRA and SVFT.

## I COMMONSENSE REASONING ON COMMONSENSE-15K

### I.1 DATASETS

Commonsense reasoning benchmarks encompass eight distinct sub-tasks: BoolQ (Clark et al., 2019), PIQA (Bisk et al., 2020), SIQA (Sap et al., 2019), HellaSwag (Zellers et al., 2019), Winogrande (Sakaguchi et al., 2021), ARC-easy/ARC-challenge (Clark et al., 2018), and OpenBookQA (Mihaylov et al., 2018). Following the approach described in (Hu et al., 2023; Lingam et al., 2024; Liu et al., 2024a), we also combine the training datasets from all eight tasks to construct a unified fine-tuning dataset, Commonsense-15K tailored for each task.

Table 14: Hyperparameter settings for fine-tuning on Commonsense-15K

Hyperparameter	LLaMA-3.1-8B
Optimizer	AdamW
Warmup Steps	100
LR Schedule	Linear
Max Seq. Len.	512
Batch Size	64
# Epochs	3
LR PSOFT <sub>r=194</sub>	4E-04
LR PSOFT <sub>r=424</sub>	1E-04

Table 15: Experimental results of fine-tuned LLaMA-3.1-8B on eight commonsense reasoning benchmarks with extremely low parameter counts. The best average result is highlighted in **bold**. Accuracy (%) is reported for all sub-datasets.

Methods	#Params	Inserted Modules	Mem (GB)	BoolQ	PIQA	SIQA	HS	WG	ARC-e	ARC-c	OBQA	Avg.
GOFTv2	0.26M	Q,V	OOM					N/A.				
qGOFTv2	1.05M	Q,V	OOM					N/A.				
BOFT <sub>m=2</sub>	1.21M	Q,V	79.4	69.66	83.95	71.65	80.87	70.01	90.40	77.82	79.00	77.92
PSOFT <sub>r=194</sub>	1.22M	Q,V	52.6	68.87	84.17	71.44	86.46	67.56	90.45	77.73	81.20	78.49
LoRA <sub>r=1</sub>	0.59M	Q,K,V	52.8	66.97	83.08	71.03	77.06	64.01	90.70	77.39	78.80	76.13
SVFT <sub>P</sub>	0.46M	Q,K,V,U,D	65.8	65.08	81.07	69.40	85.69	68.82	88.47	77.05	76.00	76.45
LoRA-XS <sub>r=48</sub>	0.37M	Q,K,V,U,D	53.4	69.30	84.82	71.29	87.44	67.01	89.39	77.22	82.60	78.63
PSOFT <sub>r=72</sub>	0.43M	Q,K,V,U,D	53.7	69.72	84.39	72.01	87.99	68.67	90.19	78.16	81.00	79.02
LoRA <sub>r=1</sub>	1.77M	Q,K,V,U,D	53.9	71.13	85.31	74.67	89.08	72.61	90.24	78.16	82.40	80.45
PiSSA <sub>r=1</sub>	1.77M	Q,K,V,U,D	53.9	72.05	84.60	74.21	89.93	70.88	90.15	79.01	82.00	80.35
LoRA-XS <sub>r=104</sub>	1.73M	Q,K,V,U,D	54.0	71.04	85.47	72.67	89.26	71.74	90.82	79.61	83.20	80.48
PSOFT <sub>r=146</sub>	1.74M	Q,K,V,U,D	54.5	71.31	85.69	73.18	89.38	72.38	90.91	80.03	83.00	80.74
DoRA <sub>r=1</sub>	2.56M	Q,K,V,U,D	65.4	71.05	85.29	73.25	90.09	73.32	90.74	79.75	81.87	80.67
PSOFT <sub>r=176</sub>	2.52M	Q,K,V,U,D	55.0	71.47	86.02	75.33	90.81	72.69	90.45	78.75	84.00	<b>81.19</b>

### I.2 IMPLEMENTATION DETAILS

The experiments are conducted following the frameworks of Hu et al. (2023); Liu et al. (2024a), implemented in PyTorch (Paszke et al., 2019) with HuggingFace’s PEFT library (Mangrulkar et al., 2022). Consistent with Lingam et al. (2024), we tune only the learning rates for different models. Detailed hyperparameter configurations are provided in Table 14.

As shown in Table 15, when fine-tuning the Q and V modules, PSOFT avoids the OOM failures observed in GOFT and qGOFT, and surpasses BOFT by 0.33%/0.57% in average accuracy while using only 66% of its peak memory. We further evaluate under more constrained parameter budgets, where PSOFT continues to deliver superior average accuracy across eight commonsense reasoning

benchmarks. In terms of memory efficiency, PSOFT requires only about 80% of the memory of DoRA and SVFT, while remaining comparable to LoRA.

## J EXTENSION EXPERIMENTS

### J.1 EFFECT OF SVD INITIALIZATION

Table 16: The effect of SVD Initialization on the Commonsense-15K Dataset using the LLaMA-3.2-3B model.

Methods	SVD $n_{iter}$	SVD Init Time	Validation Loss
PSOFT $_{r=32}$	5	2.79	0.9343
	10	3.74	0.9328
	20	4.84	0.9283
	$\infty$	89.68	0.9276
PSOFT $_{r=64}$	5	4.11	0.9174
	10	5.13	0.9134
	20	7.51	0.9157
	$\infty$	89.48	0.9147
PSOFT $_{r=128}$	5	6.33	0.9092
	10	8.38	0.9028
	20	13.01	0.9029
	$\infty$	90.50	0.8992

PSOFT constructs the principal subspace via SVD, where the initialization time and accuracy of fast SVD depend on the `n_iter` parameter (Halko et al., 2011; Meng et al., 2024). We evaluate this on the Commonsense-15K dataset (Hu et al., 2023) using the LLaMA-3.2-3B model (Meta AI, 2024), reporting both initialization time and validation loss. As shown in Table 16, smaller `n_iter` values yield faster initialization, while larger values improve accuracy. With `n_iter` = 20, the loss is nearly identical to that of full SVD (`n_iter`  $\rightarrow \infty$ ). These results show that fast SVD initializes PSOFT within seconds, and even full SVD introduces negligible overhead relative to the total fine-tuning time.

Table 17: Effects of different ranks fine-tuned on the Commonsense-15K Dataset using the LLaMA-3.2-3B model.

Methods	Ranks	#Params	Peak GPU Memory (GB)	Avg. (%)
PSOFT	1	352	31.46	27.07
	4	2,744	31.49	36.16
	8	8,624	31.52	38.21
	16	29,792	31.60	57.12
	32	109,760	31.75	62.94
	64	420,244	32.07	70.95
	128	1,643,264	32.81	73.90
	256	6,497,792	34.47	74.95

### J.2 EFFECT OF RANKS

To provide guidance on rank selection, we evaluate PSOFT with ranks ranging from 1 to 256 on the Commonsense-15K dataset (Hu et al., 2023) using the LLaMA-3.2-3B model (Meta AI, 2024). As shown in Table 17, PSOFT performance generally improves with increasing rank, reflecting the benefits of larger parameter budgets. However, the accuracy gains diminish as rank grows, underscoring the importance of balancing parameter count and performance. Notably, despite substantial increases in parameter numbers, PSOFT’s peak memory usage grows only marginally, owing to its compact design that fine-tunes only an  $r \times r$  orthogonal matrix.

### J.3 EFFECT OF INSERTED MODULES.

We fine-tune LLaMA-3.2-3B with PSOFT and evaluate it on GSM-8K under different insertion schemes, with results shown in Figure 8a. Overall, performance improves as more modules are inserted and as the rank  $r$  increases, showing that complex mathematical tasks benefit directly from higher model capacity under PSOFT. For a fixed rank  $r$ , applying PSOFT to the  $Q$ ,  $K$ ,  $V$ ,  $U$ , and  $D$  modules generally provides the best trade-off between performance and parameter efficiency. When the parameter budget permits, inserting PSOFT into all linear layers yields the strongest results.

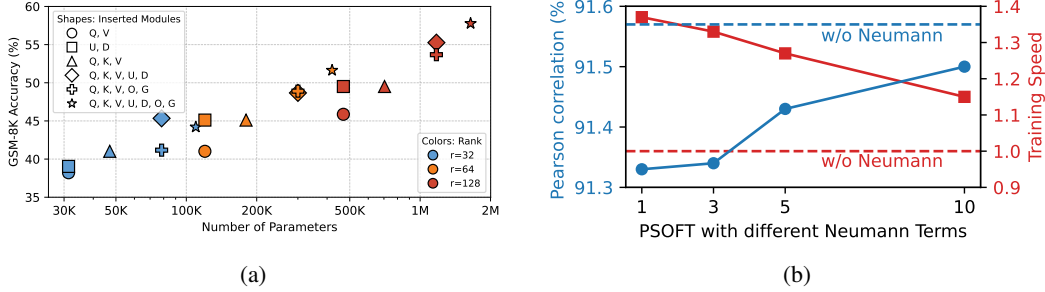


Figure 8: (a) Effect of inserted modules on GSM-8K using LLaMA-3.2-3B. (b) Effect of Neumann terms on STS-B using DeBERTaV3-base.

### J.4 EFFECT OF NEUMANN TERMS.

To assess the effect of different Neumann terms on training speed and performance, we fine-tune DeBERTaV3-base on STS-B with rank 46. As shown in Figure 8b, the Neumann series approximation substantially accelerates training while maintaining performance close to the original Cayley parameterization. Training speed decreases as the number of terms increases, gradually approaching that of Cayley, whereas performance improves with more terms and eventually converges to the Cayley result.