

A Tutorial on Structural Identifiability of Epidemic Models Using *StructuralIdentifiability.jl*

Yuganthi R. Liyanage^{a,*}, Omar Saucedo^b, Necibe Tuncer^a, Gerardo Chowell^{c,d,*}

^a*Department of Mathematics and Statistics, Florida Atlantic University, , Boca Raton, 33431, Florida, USA*

^b*Department of Mathematics, Virginia Tech, , Blacksburg, 24060, Virginia, USA*

^c*School of Public Health, Georgia State University, , Atlanta, 30303, Georgia, USA*

^d*Department of Applied Mathematics, Kyung Hee University, , Yongin, 17104, , Korea*

Abstract

Structural identifiability—the theoretical ability to uniquely recover model parameters from ideal, noise-free data—is a prerequisite for reliable parameter estimation in epidemic modeling. Despite its importance, structural identifiability analysis remains underutilized in the infectious disease modeling literature. In this tutorial, we present a practical and reproducible workflow for conducting structural identifiability analysis of ordinary differential equation models using the Julia package `StructuralIdentifiability.jl`. We apply the tool to a range of epidemic models, including SEIR variants with asymptomatic and pre-symptomatic transmission, vector-borne systems, and models incorporating hospitalization and disease-induced mortality. We compare results from `StructuralIdentifiability.jl` with those obtained using DAISY, a widely used differential algebra tool, and highlight cases where the Julia package succeeds in analyzing models that DAISY cannot handle. Our findings underscore how identifiability depends on model structure, the availability of initial conditions, and the choice of observed states. All code and diagrams are publicly available, making this tutorial a valuable reference for researchers and educators working with dynamic disease models.

Keywords: Structural identifiability, Practical identifiability, Epidemic

*

Email addresses: `aliyanage2018@fau.edu` (Yuganthi R. Liyanage),
`gchowell@gsu.edu` (Gerardo Chowell)

modeling, Ordinary differential equations, Parameter estimation, Symbolic computation, Julia, *StructuralIdentifiability.jl*, DAISY software, Compartmental models, SEIR model.

1. Introduction

Differential equation-based mathematical models provide a rigorous and versatile quantitative framework for exploring the dynamics of complex systems across disciplines such as medicine, epidemiology, and biology. These models consist of systems of differential equations defined by initial conditions and parameters that govern the temporal evolution of state variables. They are widely used in epidemiology to characterize transmission dynamics, estimate key parameters such as reproduction numbers and infectious periods, evaluate the impact of interventions, and support public health decision-making [1, 2, 3, 4]. Beyond their utility in simulating disease progression, these models serve as powerful tools for hypothesis testing and mechanistic inference. However, the reliability of model-based inferences depends on the ability to estimate parameters from limited observational data, which often correspond to a subset of the system’s epidemiological states, such as time series of new cases or hospitalizations [5, 6]. Therefore, a crucial preliminary step—often overlooked—is structural identifiability analysis, which assesses whether model parameters can be uniquely determined from ideal, noise-free observations [7, 8]. Neglecting this step can lead to parameter non-identifiability, resulting in unreliable estimates and potentially misguided public health policies [9, 10].

We have previously introduced a structural identifiability workflow tutorial using the DAISY software [11], focusing on a range of epidemic models [12]. In this work, we build upon that foundation by presenting a tutorial based on the Julia package *StructuralIdentifiability.jl* [13], which is often better suited for analyzing larger and more complex models. As we demonstrate through examples in the following sections, *StructuralIdentifiability.jl* typically offers faster symbolic computations and includes built-in checks for key assumptions, such as matrix nonsingularity. These features enhance its robustness and scalability, enabling the identifiability analysis of high-dimensional and more realistic compartmental models.

By linking theoretical models with real-world data, differential equation-based models empower researchers to better understand and predict the behavior of complex biological and epidemiological systems. However, developing models that yield reliable insights requires a rigorous and systematic approach, particularly in parameter estimation. The utility of a model fundamentally depends on our ability to accurately infer parameters from observed data, such as infection time series or viral load measurements. Crucially, parameters must be structurally identifiable from these data for meaningful inference to occur. If one or more parameters are unidentifiable, then even the best-fitting model may yield ambiguous or misleading conclusions. Consequently, we underscore the vital role of structural identifiability analysis—an essential prerequisite for robust parameter inference and reliable model-based predictions [7, 8, 10].

We advocate augmenting traditional compartmental diagrams with identifiability annotations, enabling modelers and stakeholders to visually assess the estimability of parameters under specific data scenarios [12]. We illustrate this approach using compartmental models of disease transmission where identifiability information is integrated into the diagrammatic representation. Structural identifiability, a theoretical property defined under the assumption of ideal, noise-free data, determines whether parameter estimation is even possible before accounting for data imperfections such as noise or infrequent sampling [7, 10, 11]. Compartmental diagrams, which represent state variables and transitions between them, are widely used in epidemiology to capture population-level processes such as disease spread among susceptible, infected, and recovered groups. By augmenting these diagrams with identifiability labels, researchers can provide clearer guidance to interdisciplinary teams and policymakers, helping them evaluate the potential and limitations of the model in a straightforward way. This visual clarity is especially valuable in collaborative and educational contexts, where it can promote better understanding of model assumptions, improve training in dynamic modeling, and foster more informed decision-making [8].

Figure 1 displays the annual number of publications from 1990 to 2024 that reference structural identifiability, practical identifiability, or both concepts together. The results reveal a marked and sustained increase in interest over time, particularly beginning around 2010. Publications addressing practical identifiability have consistently outnumbered those focused exclusively

on structural identifiability. Meanwhile, the number of studies examining both dimensions of identifiability has also increased steadily in recent years.

Compartmental diagrams are intuitive tools that visually represent the different states, or ‘compartments’, of a modeled system, with arrows indicating transitions between these states defined by a differential equation system. Each compartment typically corresponds to a state variable governed by the model equations. For example, in epidemiological models, compartments represent distinct health states, such as susceptible, infected, and recovered individuals. As such, compartmental diagrams are essential for quickly and clearly conveying the structure and dynamics of a model. In this work, we argue that embedding structural identifiability information directly into these diagrams is critical for enhancing their clarity, utility, and transparency. Doing so can improve the interpretability of the model across disciplines and facilitate better communication among interdisciplinary teams.

Various methods are available to perform structural identifiability analysis, including the Taylor series method [14], the generating series method [15], the similarity transformation approach [16], and the direct test method [17]. Among these, the differential algebra approach, developed by Ljung and Glad [18] and further refined by Bellu et al. [11], stands out for its ability to elucidate parameter correlations. This method not only assists in determining the structural identifiability of the model parameters, but also provides insights into how these parameters interact with each other. The inputs for structural identifiability analysis include the model equations, the observed states of the system (observations), the set of model parameters, and information on whether the initial conditions of the state variables are known. In the following sections, we present a series of compartmental models and demonstrate how *StructuralIdentifiability.jl* can be used to evaluate the identifiability of their parameters under various observational assumptions.

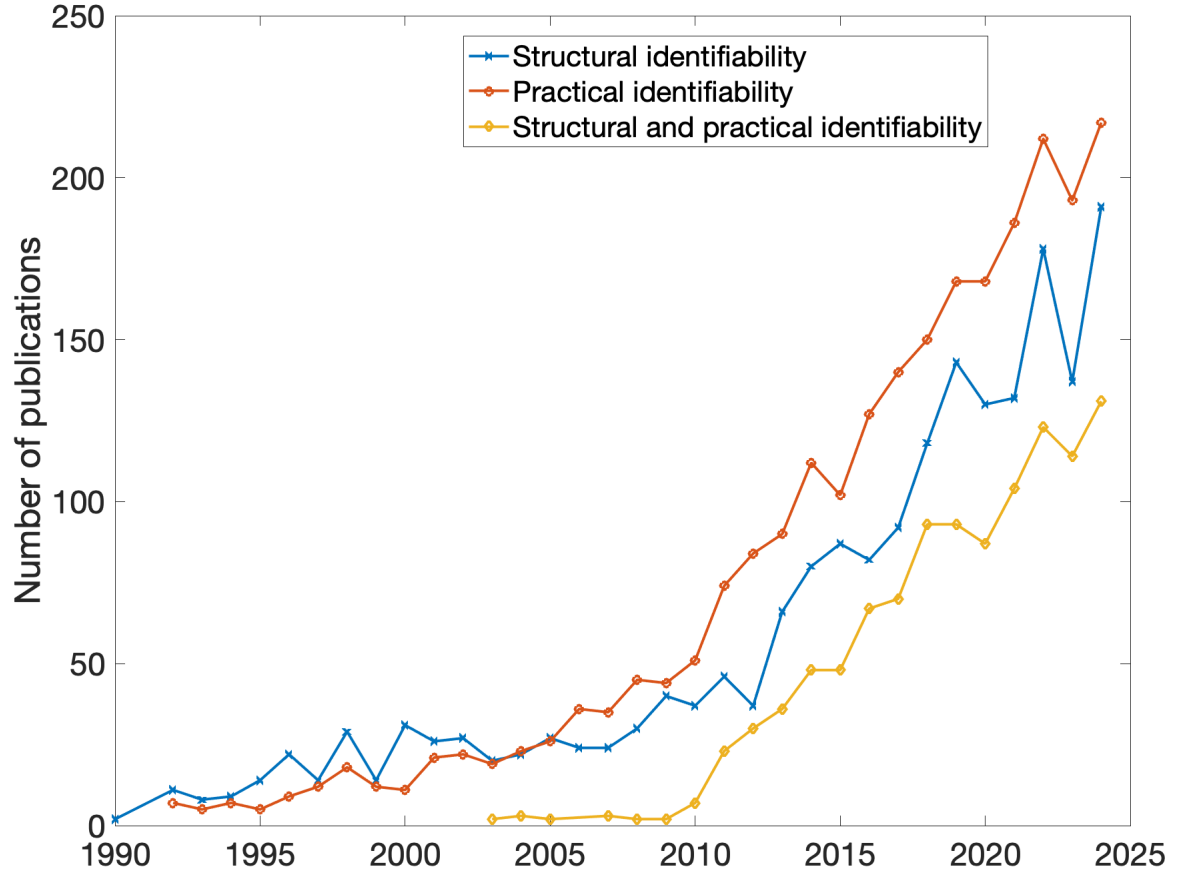


Figure 1: As illustrated in this figure, the number of publications that include structural identifiability, practical identifiability, or both in the title has increased markedly between 1990 and 2024. This trend reflects the growing recognition within the modeling community of the importance of rigorous identifiability analyses to support reliable parameter inference. Notably, practical identifiability has received the most attention in recent years, while interest in studies that integrate both structural and practical perspectives continues to rise. Data retrieved from the Web of Science core collection.

Structural identifiability is an intrinsic property of a model, governed by the identifiability of its individual parameters. Fundamentally, structural identifiability analysis asserts that two distinct sets of parameter values can yield the same model output only if they are identical. Over the years,

several methods have been developed to assess structural identifiability, including the Taylor series method [14], the generating series method [15], the similarity transformation approach [16], the direct test method [17], and the differential algebra method [18, 11].

The structural identifiability of a model is based on the fact that observations vary as the model parameters vary. Suppose that another set of parameters, denoted by $\hat{\mathbf{p}}$, produces the same observations as those denoted by $y_1(t; \mathbf{p})$. That is,

$$y_1(t; \mathbf{p}) = y_1(t; \hat{\mathbf{p}}).$$

By definition, this should only happen when the two parameter sets are identical if the model parameters are structurally identifiable [19, 20, 21, 22]. That is, $\mathbf{p} = \hat{\mathbf{p}}$. Hence, we define the structural identifiability of the model parameters as follows:

Definition 1.1. *Let \mathbf{p} and $\hat{\mathbf{p}}$ be distinct model parameters, and let $y_1(t; \mathbf{p})$ be the observations. If*

$$y_1(t; \mathbf{p}) = y_1(t; \hat{\mathbf{p}}) \quad \text{implies} \quad \mathbf{p} = \hat{\mathbf{p}},$$

then we conclude that the model is structurally identifiable from noise-free and continuous observations $y_1(t)$.

Overview of the algorithm behind `StructuralIdentifiability.jl`

The algorithm implemented in the Julia package `StructuralIdentifiability.jl`, as introduced in [13], is based on the classical input-output approach to structural identifiability. This method was originally proposed by Ollivier in [23].

To illustrate the approach, consider the following system of differential equations with one output variable:

$$\begin{cases} x_1' = ax_2, \\ x_2' = -bx_1, \\ y = x_1 + c, \end{cases} \quad (1)$$

The core idea of the input-output method is to eliminate all state variables to derive equations that involve only model parameters, inputs, and the observable output (and its derivatives). Ideally, one derives a minimal set of such equations. Classical approaches require these to form a *characteristic*

set [23], but `StructuralIdentifiability.jl` uses a slightly different notion of minimality tailored for symbolic computation [13].

For the system above, the algorithm yields the following minimal relation among the parameters and the output y :

$$y'' + aby - abc = 0.$$

This equation indicates that the observable output $y(t)$ depends only on the combinations ab and abc . From an identifiability perspective, this means we cannot recover parameters a, b, c individually from $y(t)$, but only the combinations ab and abc .

If we evaluate this equation at two time points t_1 and t_2 , we can formulate the following linear system:

$$\begin{bmatrix} y(t_1) & 1 \\ y(t_2) & 1 \end{bmatrix} \begin{bmatrix} ab \\ -abc \end{bmatrix} = - \begin{bmatrix} y''(t_1) \\ y''(t_2) \end{bmatrix}.$$

If the matrix on the left-hand side is nonsingular, we can solve this system to obtain ab and abc , which further allows recovery of c under appropriate assumptions.

In essence, structural identifiability reduces to a *field membership problem*: determining whether each parameter lies in the differential field generated by the observed outputs and their derivatives.

Importantly, the validity of this method relies on the nonsingularity of certain matrices. While most software packages assume nonsingularity by default, this assumption may fail in practice. As discussed in [24] (Example 2.14), such failures can lead to incorrect conclusions about identifiability. `StructuralIdentifiability.jl` addresses this issue by checking for matrix nonsingularity and issuing a warning when the assumption is violated.

2. Structural Identifiability of epidemic models

2.1. SEIR model

The SEIR model is a foundational compartmental framework widely used to describe the dynamics of infectious diseases. It stratifies the population into four compartments: susceptible individuals ($S(t)$), exposed (latent) individuals ($E(t)$), infectious individuals ($I(t)$), and recovered individuals ($R(t)$). Infection occurs through a standard incidence term, $\beta \frac{S(t)I(t)}{N}$, where $I(t)/N$

captures the probability of contact between susceptible and infectious individuals. Exposed individuals transition to the infectious stage at rate k , and infectious individuals recover at rate γ . The model assumes a closed population, keeping the total population size N constant.

Structural identifiability refers to the theoretical ability to recover model parameters uniquely from perfect noise-free observations of the system output. To examine the structural identifiability of the SEIR model parameters, we consider the observable output to be the number of new infections per unit time, given by $y_1(t) = kE(t)$. Our goal is to determine whether the transmission rate β , the transition rate k , and the recovery rate γ can be uniquely inferred from this observation.

The SEIR model is given by the following system of ordinary differential equations:

$$\text{Model 1: } \begin{cases} \frac{dS}{dt} = -\beta \frac{SI}{N}, & S(0) = S_0 \\ \frac{dE}{dt} = \beta \frac{SI}{N} - kE, & E(0) = E_0 \\ \frac{dI}{dt} = kE - \gamma I, & I(0) = I_0 \\ \frac{dR}{dt} = \gamma I, & R(0) = R_0. \end{cases} \quad (\text{M}_1)$$

We used the `StructuralIdentifiability.jl` package in JULIA to perform the identifiability analysis of the SEIR model. The analysis was carried out under two conditions: unknown initial conditions and known initial conditions.

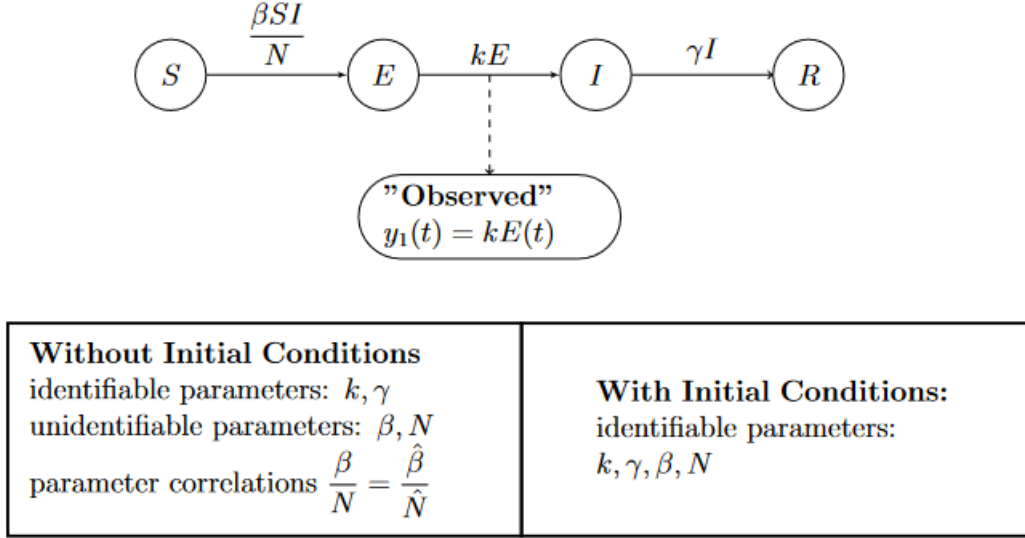


Figure 2: SEIR model flow diagram and structural identifiability results. The top panel shows the compartmental structure of the SEIR model. The bottom panel presents identifiability results from `StructuralIdentifiability.jl`: with unknown and with known initial conditions. Diagram reproduced with permission from Chowell et al. (2023).

The corresponding JULIA input and output for both scenarios—assuming either unknown or known initial conditions—are shown below to demonstrate the structural identifiability analysis workflow. When all initial conditions are known, the total population size N is also determined and must be treated as a known quantity in the analysis. As a result, N is incorporated as an additional observable, which enables identifiability of the transmission rate β . This distinction is reflected in Table 1B, where known initial conditions lead to full parameter identifiability.

```

julia> ode = @ODEmodel(
    S'(t) = - beta*S(t)*I(t)/n,
    E'(t) = (beta*S(t)*I(t)/n) - k*E(t),
    I'(t) = k*E(t) - gamma*I(t),
    R'(t) = gamma*I(t),
    y1(t) = k*E(t)
)

julia> assess_identifiability(ode)
S(t) => :globally
E(t) => :globally
I(t) => :globally
R(t) => :nonidentifiable
beta => :nonidentifiable
gamma => :globally
k => :globally
n => :nonidentifiable

julia> find_identifiable_functions(ode)
k
gamma
n//beta

```

A

```

julia> ode = @ODEmodel(
    S'(t) = - beta*S(t)*I(t)/n,
    E'(t) = (beta*S(t)*I(t)/n) - k*E(t),
    I'(t) = k*E(t) - gamma*I(t),
    R'(t) = gamma*I(t),
    y1(t) = k*E(t),
    y2(t) = n
)

julia> assess_identifiability(ode, known_ic = [S,E,I,R])
S(0) => :globally
E(0) => :globally
I(0) => :globally
R(0) => :globally
beta => :globally
gamma => :globally
k => :globally
n => :globally

```

B

Table 1: Structural identifiability analysis of Model 1 (M1) using `StructuralIdentifiability.jl` package in JULIA. **A.** input and output with unknown IC, **B.** input and output with known IC.

According to the results, the parameters k and γ are globally structurally identifiable under both scenarios. In contrast, the transmission rate β and the total population size N are not identifiable when initial conditions are unknown. This lack of identifiability arises because β and N appear as a product in the incidence term, leading to a strong parameter correlation that hinders their separate estimation. Thus, the model is not structurally identifiable under the assumption of unknown initial conditions. However, when initial conditions are known, the total population size N is also determined, allowing us to disentangle its effect from β . This enables the identifiability of both β and N , rendering the model globally structurally identifiable in this case. We now formally state the proposition summarizing these results.

Proposition 2.1. *The SEIR model, as described in Model M_1 , is not globally structurally identifiable for all parameters when only the time series of new infections, $y(t) = kE(t)$, is observed and initial conditions are unknown. In this setting, the parameters k and γ are globally identifiable, whereas β and the total population size N are not structurally identifiable due to their entanglement in the transmission term. However, when the initial conditions*

are known, N becomes identifiable, which in turn allows for the identifiability of β , rendering the entire model globally structurally identifiable.

2.2. SEIR model with symptomatic and asymptomatic infections

This model extends the classical SEIR framework by incorporating heterogeneity in infectiousness, distinguishing between symptomatic and asymptomatic individuals. It consists of five compartments: susceptible individuals $S(t)$, exposed (latent) individuals $E(t)$, symptomatic infectious individuals $I(t)$, asymptomatic infectious individuals $A(t)$, and recovered individuals $R(t)$. Susceptible individuals become exposed through contact with symptomatic cases at a rate of $\beta I(t)/N$. A fraction ρ of exposed individuals progress to the symptomatic compartment at rate $k\rho$, while the remaining fraction $(1 - \rho)$ develop asymptomatic infections at rate $k(1 - \rho)$. Both infectious groups recover at the same rate γ , contributing to the recovered population.

The SEIAR model is defined by the following system of ordinary differential equations:

$$\text{Model 2: } \begin{cases} \frac{dS}{dt} = -\beta \frac{SI}{N}, & S(0) = S_0, \\ \frac{dE}{dt} = \beta \frac{SI}{N} - kE, & E(0) = E_0, \\ \frac{dI}{dt} = k\rho E - \gamma I, & I(0) = I_0, \\ \frac{dA}{dt} = k(1 - \rho)E - \gamma A, & A(0) = A_0, \\ \frac{dR}{dt} = \gamma I + \gamma A, & R(0) = R_0. \end{cases} \quad (\text{M}_2)$$

The structural identifiability of the model parameters is assessed using the `StructuralIdentifiability.jl` package. We assume the observation is the number of newly symptomatic cases, given by $y(t) = k\rho E(t)$.

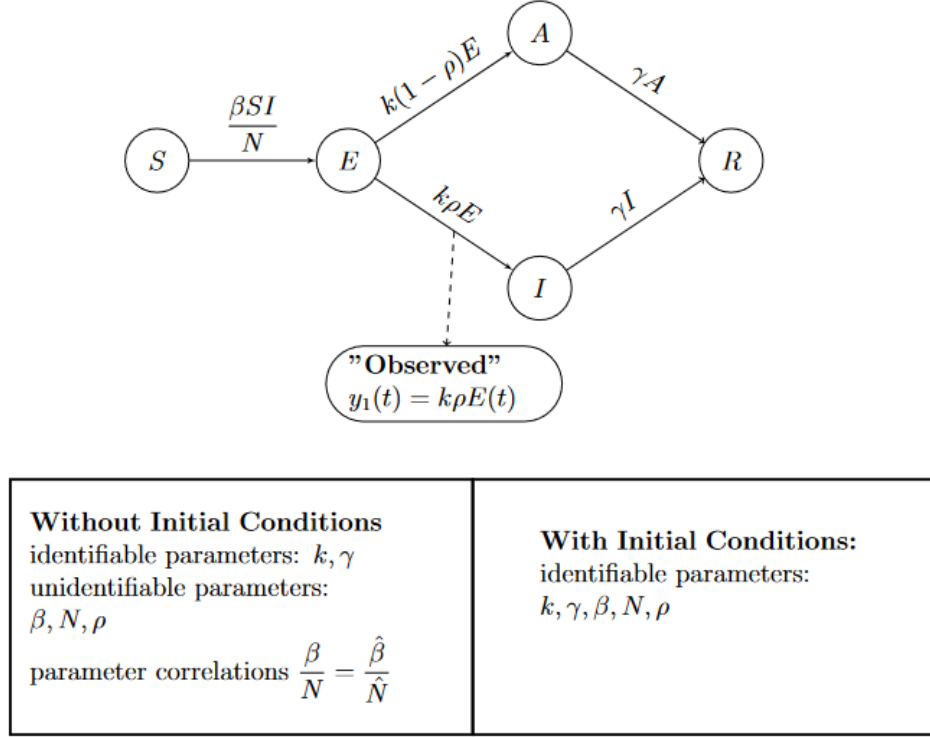


Figure 3: Flow diagram of the SEIR model extended to account for symptomatic and asymptomatic transmission dynamics. The model captures distinct progression pathways from exposed individuals to symptomatic (I) and asymptomatic (A) infectious compartments, both of which contribute to onward transmission and recovery. This enhanced structure allows for more realistic modeling of partially observed epidemics, particularly those involving subclinical spread. The bottom panel presents the structural identifiability results obtained using `StructuralIdentifiability.jl`, under both unknown and known initial condition scenarios. Diagram reproduced with permission from Chowell et al. (2023).

JULIA input and output for both scenarios: the unknown and known initial conditions are shown below.

```

julia> ode = @ODEmodel(
    S'(t) = -beta*S(t)*I(t)/n,
    E'(t) = beta*S(t)*I(t)/n - k*E(t),
    I'(t) = k*rho*E(t) - gamma*I(t),
    A'(t) = k*(1-rho)*E(t) - gamma*A(t),
    y1(t) = k*rho*E(t)

julia> assess_identifiability(ode)
S(t) => :nonidentifiable
E(t) => :nonidentifiable
I(t) => :globally
A(t) => :nonidentifiable
beta => :nonidentifiable
gamma => :globally
k => :globally
n => :nonidentifiable
rho => :nonidentifiable

julia> find_identifiable_functions(ode)
k
gamma
n//beta

```

A

```

julia> ode = @ODEmodel(
    S'(t) = -beta*S(t)*I(t)/n,
    E'(t) = beta*S(t)*I(t)/n - k*E(t),
    I'(t) = k*rho*E(t) - gamma*I(t),
    A'(t) = k*(1-rho)*E(t) - gamma*A(t),
    y1(t) = k*rho*E(t),
    y2(t) = n
)

julia> assess_identifiability(ode, known_ic = [S,E,I,A,R])
S(0) => :globally
E(0) => :globally
I(0) => :globally
A(0) => :globally
beta => :globally
gamma => :globally
k => :globally
n => :globally
rho => :globally

```

B

Table 2: Structural identifiability analysis of Model 2 (M2) using `StructuralIdentifiability.jl` package in JULIA. **A.** input and output with unknown IC **B.** input and output with known IC.

As in the previous case, the parameters k and γ are globally structurally identifiable regardless of the initial condition scenario. In contrast, when initial conditions are unknown, β , N , and ρ are not identifiable. The non-identifiability of β and N stems from their coupling in the incidence term, making only their combined effect estimable. The parameter ρ also remains unidentifiable under this scenario, as it cannot be uniquely recovered from the available observable $y(t) = k\rho E(t)$. Although we do not present the input-output equations explicitly in this study, previous theoretical work confirms that ρ does not appear in the input-output equations. When initial conditions are known, the total population size N becomes a known quantity, which allows the decoupling of β from N and enables the identification of both β and ρ . Thus, the full model becomes structurally identifiable under the assumption of known initial conditions.

We summarize the identifiability findings in the following proposition.

Proposition 2.2. *The SEIR model with symptomatic and asymptomatic infections, described in Model M_2 , is not structurally identifiable for all parameters when only newly symptomatic cases, $y(t) = k\rho E(t)$, are observed and initial conditions are unknown. In this setting, the parameters β , N , and ρ*

are not identifiable, while k and γ remain globally structurally identifiable. The non-identifiability of β and N arises from their coupling in the transmission term, and ρ cannot be uniquely determined from the observed output.

However, when initial conditions are known, the total population size N becomes a known quantity, enabling the separate identification of β . Moreover, ρ becomes identifiable, as its contribution to the observed output can then be disentangled. Therefore, the model becomes globally structurally identifiable under the assumption of known initial conditions.

2.3. SEIR model with infectious asymptomatic individuals

In this section, we present an extended version of the previous model by explicitly incorporating the contribution of asymptomatic individuals to the transmission process. This addition reflects growing empirical evidence that asymptomatic carriers can play a non-negligible role in the spread of infection, particularly in respiratory and emerging infectious diseases. As in Model M₂, exposed individuals transition to either the symptomatic or asymptomatic infectious class at rates $k\rho$ and $k(1 - \rho)$, respectively. Here, k denotes the rate at which individuals leave the latent period, and ρ represents the fraction who become symptomatic. Importantly, both symptomatic and asymptomatic individuals are assumed to recover at the same rate γ , but now both classes contribute to onward transmission—each with its own transmission rate parameter. This enhanced structure enables a more realistic representation of heterogeneous transmission pathways in partially observed epidemics.

$$\text{Model 3: } \begin{cases} \frac{dS}{dt} = -\frac{(\beta_A A + \beta_I I)S}{N}, & S(0) = S_0 \\ \frac{dE}{dt} = \frac{(\beta_A A + \beta_I I)S}{N} - kE, & E(0) = E_0 \\ \frac{dI}{dt} = k\rho E - \gamma I, & I(0) = I_0 \\ \frac{dA}{dt} = k(1 - \rho)E - \gamma A, & A(0) = A_0 \\ \frac{dR}{dt} = \gamma I + \gamma A, & R(0) = R_0. \end{cases} \quad (\text{M}_3)$$

The observed data remains the number of new symptomatic cases $y = k\rho E(t)$. We perform a structural identifiability analysis similar to the previous models.

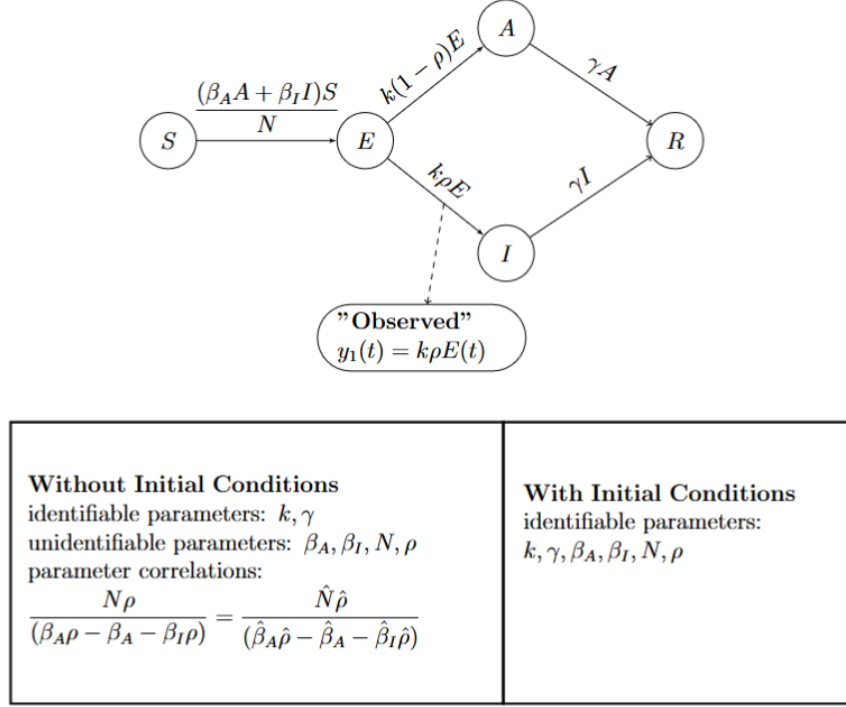


Figure 4: Flow diagram of the SEIR model with infectious asymptomatic individuals. The diagram illustrates the transitions between the susceptible, exposed, symptomatic, asymptomatic, and recovered states in the population. The bottom panel presents identifiability results from `StructuralIdentifiability.jl`: with unknown and with known initial conditions. Diagram reproduced with permission from Chowell et al. (2023).

```

julia> ode = @ODEmodel(
    S'(t) = -(betaA*A(t) + betaI*I(t))*S(t)/n,
    E'(t) = (betaA*A(t) + betaI*I(t))*S(t)/n - k*E(t),
    I'(t) = k*rho1*E(t) - gamma*I(t),
    A'(t) = k*(1-rho1)*E(t) - gamma*A(t),
    R'(t) = gamma*I(t) + gamma*A(t),
    y1(t) = k*rho1*E(t)
)

julia> assess_identifiability(ode)
S(t)  => :nonidentifiable
E(t)  => :nonidentifiable
I(t)  => :nonidentifiable
A(t)  => :nonidentifiable
R(t)  => :nonidentifiable
betaA => :nonidentifiable
betaI => :nonidentifiable
gamma => :globally
k      => :globally
n      => :nonidentifiable
rho1   => :nonidentifiable

julia> find_identifiable_functions(ode)
k
gamma
(n*rho1)/(betaA*rho1 - betaA - betaI*rho1)

```

A

```

julia> ode = @ODEmodel(
    S'(t) = -(betaA*A(t) + betaI*I(t))*S(t)/n,
    E'(t) = (betaA*A(t) + betaI*I(t))*S(t)/n - k*E(t),
    I'(t) = k*rho1*E(t) - gamma*I(t),
    A'(t) = k*(1-rho1)*E(t) - gamma*A(t),
    R'(t) = gamma*I(t) + gamma*A(t),
    y1(t) = k*rho1*E(t),
    y2(t) = n
)

julia> assess_identifiability(ode, known_ic = [S,E,I,A,R])
S(0)  => :globally
E(0)  => :globally
I(0)  => :globally
A(0)  => :globally
R(0)  => :globally
betaA => :globally
betaI => :globally
gamma => :globally
k      => :globally
n      => :globally
rho1   => :globally

```

B

Table 3: Structural identifiability analysis of Model 3 (M3) using StructuralIdentifiability.jl package in JULIA. **A.** input and output with unknown IC **B.** input and output with known IC.

Based on the structural identifiability analysis, we summarize the key findings for Model M_3 below.

Proposition 2.3. *The SEIR model with infectious asymptomatic individuals, as described in Model M_3 , is not structurally identifiable for all parameters when initial conditions are unknown. In this setting, the parameters k and γ are globally structurally identifiable, while β_I , β_A , N , and ρ are not identifiable due to parameter coupling and insufficient observational information. However, when all initial conditions are known, the model becomes globally structurally identifiable, as the known initial values help disentangle the effects of individual parameters and resolve otherwise unidentifiable combinations.*

2.4. SEIR model with disease-induced deaths

In the first three epidemic models, we assumed that all infected individuals eventually recover, with no disease-related mortality. In contrast,

Model M_4 extends the SEIR framework to explicitly incorporate disease-induced deaths, providing a more realistic representation of high-severity infectious diseases. This modification is captured by the following system of differential equations.

$$\textbf{Model 4:} \begin{cases} \frac{dS}{dt} = -\beta \frac{SI}{N(t)}, & S(0) = S_0 \\ \frac{dE}{dt} = \beta \frac{SI}{N(t)} - kE, & E(0) = E_0 \\ \frac{dI}{dt} = kE - (\gamma + \delta)I, & I(0) = I_0 \\ \frac{dR}{dt} = \gamma I, & R(0) = R_0 \\ \frac{dD}{dt} = \delta I, & D(0) = D_0. \end{cases} \quad (M_4)$$

In this model, susceptible individuals transition to the exposed class at a rate proportional to $\beta I/N$, where β represents the transmission rate. Exposed individuals then progress to the infectious stage at rate k , and infected individuals either recover at rate γ or die due to the disease at rate δ , representing disease-induced mortality. The inclusion of a mortality compartment introduces a key structural change: the total population size N is no longer constant but decreases over time, reflecting the cumulative toll of the epidemic. We assess structural identifiability under two observation scenarios: (a) when only new symptomatic infections are observed, $y_1(t) = kE(t)$; and (b) when both new symptomatic infections and disease-induced deaths are observed, $y_1(t) = kE(t)$ and $y_2(t) = \delta I(t)$.

(a) Number of new infected cases are observed:

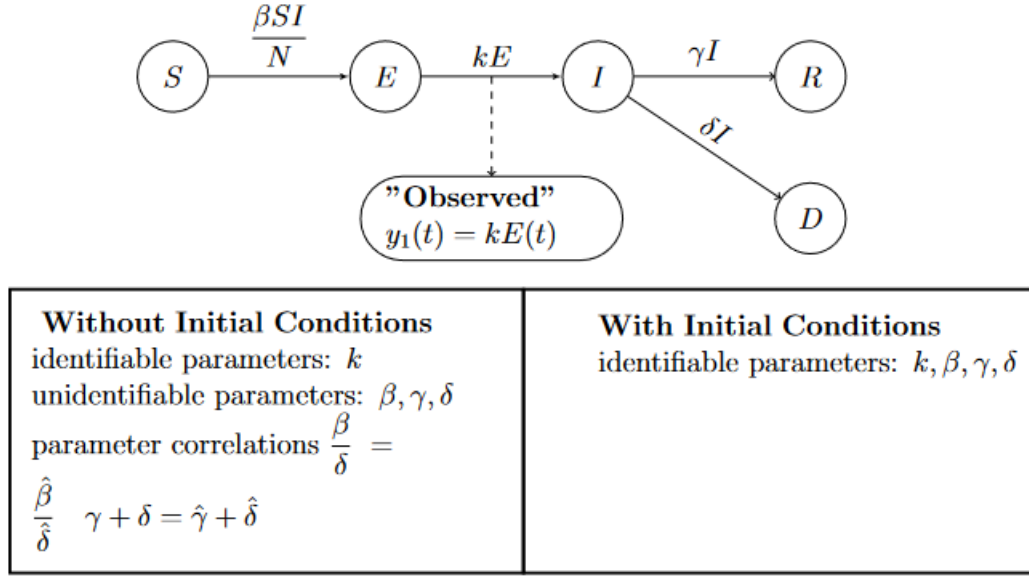


Figure 5: Flow diagram of the SEIR model extended to include disease-induced mortality. In this formulation, infected individuals may either recover or die as a direct consequence of infection, leading to a decline in total population size over time. This feature enhances the model’s realism for high-severity pathogens. The bottom panel displays the structural identifiability results obtained using `StructuralIdentifiability.jl` under scenarios with both unknown and known initial conditions. Diagram reproduced with permission from Chowell et al. (2023).

```

julia> ode = @ODEmodel(
    S'(t) = -beta*S(t)*I(t)/(S(t)+E(t)+I(t)+R(t)),
    E'(t) = beta*S(t)*I(t)/(S(t)+E(t)+I(t)+R(t))-
    k*E(t),
    I'(t) = k*E(t)- (gamma+delta)*I(t),
    R'(t) = gamma*I(t),
    D'(t) = delta*I(t),
    y1(t) = k*E(t)
)

julia> assess_identifiability(ode)
S(t)  => :globally
E(t)  => :globally
I(t)  => :globally
R(t)  => :nonidentifiable
D(t)  => :nonidentifiable
beta  => :nonidentifiable
delta => :nonidentifiable
gamma => :nonidentifiable
k     => :globally

julia> find_identifiable_functions(ode)

k
delta + gamma
delta//beta

```

A

```

julia> ode = @ODEmodel(
    S'(t) = -beta*S(t)*I(t)/(S(t)+E(t)+I(t)+R(t)),
    E'(t) = beta*S(t)*I(t)/(S(t)+E(t)+I(t)+R(t))- k*E(t),
    I'(t) = k*E(t)- (gamma+delta)*I(t),
    R'(t) = gamma*I(t),
    D'(t) = delta*I(t),
    y1(t) = k*E(t)
)

julia> assess_identifiability(ode, known_ic = [S,E,I,R,D])
S(0)  => :globally
E(0)  => :globally
I(0)  => :globally
R(0)  => :globally
D(0)  => :globally
beta  => :globally
delta => :globally
gamma => :globally
k     => :globally

```

B

Table 4: Structural identifiability analysis of Model 4a using StructuralIdentifiability.jl package in JULIA. **A.** input and output with unknown IC **B.** input and output with known IC.

Based on the structural identifiability analysis, we summarize the findings for Model M_4 under the scenario where only new infections are observed:

Proposition 2.4. *For the SEIR model with disease-induced mortality given in Eq. M_4 , when only new infections are observed and initial conditions are unknown, only the progression rate from exposed to infectious (k) is globally structurally identifiable. In contrast, the remaining parameters—including the transmission rate (β), the recovery rate (γ), and the disease-induced mortality rate (δ)—are not identifiable, due to insufficient observability and parameter entanglement. However, when the initial conditions are known, this additional information enables the separate identification of all model parameters, rendering the system globally structurally identifiable.*

We now extend the analysis to the case where both the number of new infections and the number of disease-induced deaths are observed.

(b) Number of new infected cases and deaths are observed:

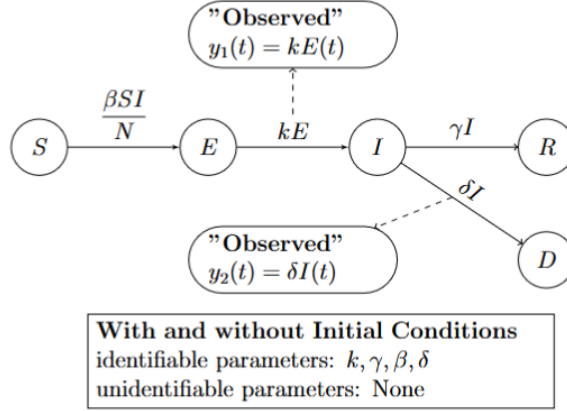


Figure 6: Flow diagram of the SEIR model incorporating disease-induced mortality and dual observational outputs. In this formulation, infected individuals may recover or die from the disease, resulting in a declining population size over time. This structure allows for the analysis of epidemics where mortality is a significant component of the disease burden. The bottom panel shows structural identifiability results obtained using `StructuralIdentifiability.jl`, considering two types of observations: newly symptomatic infections and disease-induced deaths, under both unknown and known initial condition scenarios. Diagram reproduced with permission from Chowell et al. (2023).

```

julia> ode = @ODEmodel(
    S'(t) = -beta*S(t)*I(t)/(S(t)+E(t)+I(t)+R(t)),
    E'(t) = beta*S(t)*I(t)/(S(t)+E(t)+I(t)+R(t)) -
    k*E(t),
    I'(t) = k*E(t) - (gamma+delta)*I(t),
    R'(t) = gamma*I(t),
    D'(t) = delta*I(t),
    y1(t) = k*E(t),
    y2(t) = delta*I(t)
)

julia> assess_identifiability(ode)
S(t) => :globally
E(t) => :globally
I(t) => :globally
R(t) => :globally
D(t) => :nonidentifiable
beta => :globally
delta => :globally
gamma => :globally
k => :globally

julia> find_identifiable_functions(ode)
k
gamma
delta
beta

```

A

```

julia> ode = @ODEmodel(
    S'(t) = -beta*S(t)*I(t)/(S(t)+E(t)+I(t)+R(t)),
    E'(t) = beta*S(t)*I(t)/(S(t)+E(t)+I(t)+R(t)) - k*E(t),
    I'(t) = k*E(t) - (gamma+delta)*I(t),
    R'(t) = gamma*I(t),
    D'(t) = delta*I(t),
    y1(t) = k*E(t),
    y2(t) = delta*I(t)
)

julia> assess_identifiability(ode, known_ic = [S,E,I,R,D])
S(0) => :globally
E(0) => :globally
I(0) => :globally
R(0) => :globally
D(0) => :globally
beta => :globally
delta => :globally
gamma => :globally
k => :globally

```

B

Table 5: Structural identifiability analysis of Model 4b using `StructuralIdentifiability.jl` package in JULIA. **A.** input and output with unknown IC **B.** input and output with known IC.

According to the results, all parameters in Model M_4 are globally structurally identifiable when both the number of new infections and disease-induced deaths are observed, regardless of whether the initial conditions are known or unknown. These findings underscore a key methodological insight: incorporating additional observational data can substantially enhance a model's identifiability, even in settings with partial knowledge of initial conditions. We summarize these findings in the following proposition.

Proposition 2.5. *The SEIR model with disease-induced mortality, as defined in Model M_4 , is globally structurally identifiable when both the number of new infections and the number of disease-induced deaths are observed. This identifiability holds regardless of whether the initial conditions are known or unknown. These results emphasize the critical role of incorporating multiple, complementary observational data streams to ensure the reliable estimation of key epidemiological parameters.*

2.5. Simple vector-borne disease model

Next, we explore a class of epidemic models specifically designed to capture the transmission dynamics of vector-borne diseases, where pathogens are transmitted between humans and vector populations such as mosquitoes. This model includes five epidemiological compartments: susceptible mosquitoes $S_v(t)$, infected mosquitoes $I_v(t)$, susceptible humans $S(t)$, infected humans $I(t)$, and recovered humans $R(t)$. The mosquito population is modeled with constant recruitment at rate Λ_v and per capita mortality at rate μ_v .

Susceptible mosquitoes become infected through contact with infectious humans at a rate proportional to $\beta I(t)/N$, while susceptible humans acquire infection from infectious mosquitoes at a rate of $\beta_v I_v(t)/N$. As in previous models, infected humans recover at rate γ . Importantly, the total human population N is assumed to remain constant over the course of the epidemic, while the mosquito population is dynamically regulated through birth and death processes.

$$\text{Model 5: } \begin{cases} \frac{dS_v}{dt} = \Lambda_v - \frac{\beta S_v I}{N} - \mu_v S_v, & S_v(0) = S_{v0} \\ \frac{dI_v}{dt} = \frac{\beta S_v I}{N} - \mu_v I_v, & I_v(0) = I_{v0} \\ \frac{dS}{dt} = -\frac{\beta_v S I_v}{N}, & S(0) = S_0 \\ \frac{dI}{dt} = \frac{\beta_v S I_v}{N} - \gamma I, & I(0) = I_0 \\ \frac{dR}{dt} = \gamma I, & R(0) = R_0. \end{cases} \quad (\text{M}_5)$$

In this setting, the model output corresponds to the cumulative number of new human infections, defined as $y_1(t) = \int_0^t \frac{\beta_v S(t) I_v(t)}{N} dt = S(0) - S(t)$. This formulation reflects the total number of infections generated by contact with infectious mosquitoes over time.

We now assess whether Model M_5 is structurally capable of revealing its underlying epidemiological parameters from this cumulative incidence measure, under the assumptions of the model structure and observational setup.

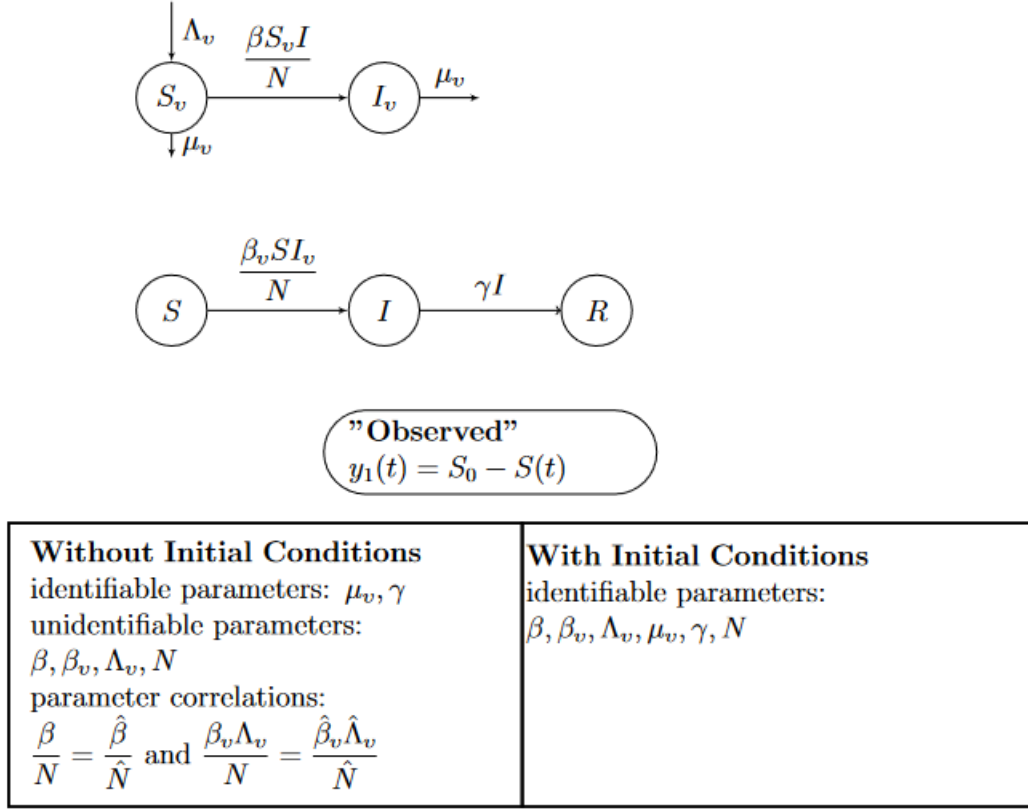


Figure 7: Flow diagram of the simple vector-borne disease model. This model captures the transmission dynamics between human and mosquito populations. Susceptible mosquitoes become infected through contact with infectious humans, while susceptible humans acquire infection from infectious mosquitoes. Infected humans eventually recover, while mosquitoes do not recover but are removed through natural mortality. The bottom panel presents structural identifiability results obtained using `StructuralIdentifiability.jl`, under both unknown and known initial condition scenarios, highlighting how prior knowledge about initial states influences parameter identifiability. Diagram reproduced with permission from Chowell et al. (2023).

```

julia> ode = @ODEmodel(
    Sv'(t) = lamdaupsilon - beta*Sv(t)*I(t)/n-
    muupsilon*Sv(t),
    Iv'(t) = beta*Sv(t)*I(t)/n - muupsilon*Iv(t),
    S'(t) = -betaupsilon*Iv(t)*S(t)/n,
    I'(t) = betaupsilon*Iv(t)*S(t)/n - gamma*I(t),
    R'(t) = gamma*I(t),
    y1(t) = c-S(t)
)

Sv(t)      => :nonidentifiable
Iv(t)      => :nonidentifiable
S(t)       => :globally
I(t)       => :globally
R(t)       => :nonidentifiable
beta       => :nonidentifiable
betaupsilon => :nonidentifiable
c          => :globally
gamma      => :globally
lamdaupsilon => :nonidentifiable
muupsilon  => :globally
n          => :nonidentifiable

julia> find_identifiable_functions(ode)

muupsilon
gamma
c
n//beta
n//(betaupsilon*lamdaupsilon)

```

A

```

julia> ode = @ODEmodel(
    Sv'(t) = lamdaupsilon - beta*Sv(t)*I(t)/n- muupsilon*Sv(t),
    Iv'(t) = beta*Sv(t)*I(t)/n - muupsilon*Iv(t),
    S'(t) = -betaupsilon*Iv(t)*S(t)/n,
    I'(t) = betaupsilon*Iv(t)*S(t)/n - gamma*I(t),
    R'(t) = gamma*I(t),
    y1(t) = c-S(t),
    y2(t) = n
)

julia> assess_identifiability(ode, known_ic = [Sv,Iv,S,I,R])

Sv(0)      => :globally
Iv(0)      => :globally
S(0)       => :globally
I(0)       => :globally
R(0)       => :globally
beta       => :globally
betaupsilon => :globally
c          => :globally
gamma      => :globally
lamdaupsilon => :globally
muupsilon  => :globally
n          => :globally

```

B

Table 6: Structural identifiability analysis of Model 5 using StructuralIdentifiability.jl package in JULIA. **A.** input and output with unknown IC **B.** input and output with known IC.

We summarize the results of the identifiability analysis below:

Proposition 2.6. *The vector-borne disease model described in Model M_5 is not structurally identifiable when initial conditions are unknown. In this case, only the mosquito mortality rate (μ_v) and the human recovery rate (γ) are globally structurally identifiable, while the parameters β , β_v , Λ_v , and N are not identifiable due to parameter coupling and limited observability. However, when all initial conditions are known, all parameters become structurally identifiable, indicating that prior knowledge of initial states plays a critical role in resolving parameter identifiability in vector-host transmission models.*

2.6. Vector-borne disease model with asymptomatic infections

We now perform a structural identifiability analysis of the extended vector-borne disease model M_6 , which incorporates an asymptomatic class in the human host population—building upon the structure of Model M_5 . This model includes six epidemiological compartments: susceptible mosquitoes $S_v(t)$, infected mosquitoes $I_v(t)$, susceptible humans $S(t)$, symptomatic infected humans $I(t)$, asymptomatic infected humans $A(t)$, and recovered humans $R(t)$.

Susceptible mosquitoes become infected after biting either symptomatic or asymptomatic humans, at rates proportional to β_I and β_A , respectively. Infected mosquitoes die at a per capita rate μ_v . On the human side, susceptible individuals become infected by infectious mosquitoes at rate β_v . Upon infection, a proportion ρ of individuals progress to the symptomatic class, while the remaining $1 - \rho$ enter the asymptomatic class. Both groups recover at the same rate γ .

The total human population is assumed constant, while the mosquito population is governed by constant recruitment Λ_v and mortality μ_v , allowing for population turnover in the vector compartment.

$$\text{Model 6: } \begin{cases} \frac{dS_v}{dt} = \Lambda_v - \frac{\beta_I S_v I + \beta_A S_v A}{N} - \mu_v S_v, & S_v(0) = S_{v0} \\ \frac{dI_v}{dt} = \frac{\beta_I S_v I + \beta_A S_v A}{N} - \mu_v I_v, & I_v(0) = I_{v0} \\ \frac{dS}{dt} = -\frac{\beta_v I_v S}{N}, & S(0) = S_0 \\ \frac{dI}{dt} = \frac{\rho \beta_v I_v S}{N} - \gamma I, & I(0) = I_0 \\ \frac{dA}{dt} = \frac{(1 - \rho) \beta_v I_v S}{N} - \gamma A, & A(0) = A_0 \\ \frac{dR}{dt} = \gamma I + \gamma A, & R(0) = R_0. \end{cases} \quad (M_6)$$

The cumulative number of new symptomatic infections, denoted by

$$y_1(t) = \int_0^t \frac{\rho \beta_v S I_v}{N} = \rho(S(0) - S(t)),$$

is taken as the observable output for the identifiability analysis. Next, we investigate whether Model M_6 can reveal its epidemiological parameters from this cumulative case data.

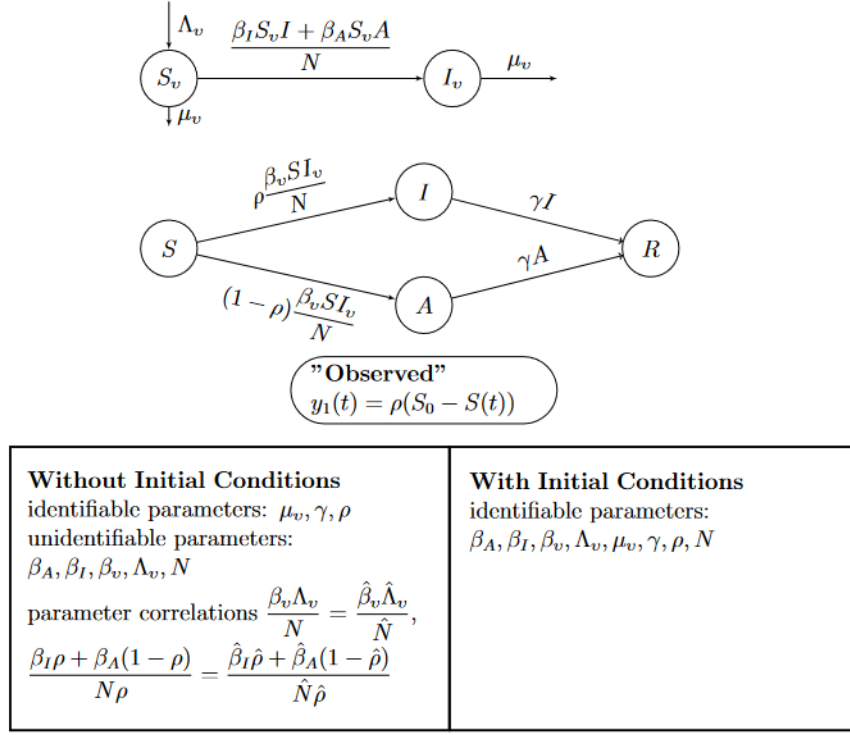


Figure 8: Flow diagram of the vector-borne disease model incorporating asymptomatic human infections. The model captures transmission pathways from both symptomatic and asymptomatic individuals to mosquitoes, and from infected mosquitoes to susceptible humans. This framework reflects more realistic vector-host dynamics in which asymptomatic individuals contribute to ongoing transmission. The bottom panel presents structural identifiability results obtained using `StructuralIdentifiability.jl`, under both unknown and known initial condition scenarios, highlighting the influence of observational assumptions on parameter identifiability. Diagram reproduced with permission from Chowell et al. (2023).

```

julia> ode = @ODEmodel(
    Sv'(t) = lambdaupsilon-((betaI*Sv(t)*I(t)+betaA*
    Sv(t)*A(t))/n)-muv*Sv(t),
    Iv'(t) = (betaI*Sv(t)*I(t)+betaA*Sv(t)*A(t))/n-
    muv*Iv(t),
    S'(t) = -betav*Iv(t)*S(t)/n,
    I'(t) = rho*betav*Iv(t)/n*S(t)-gamma*I(t),
    A'(t) = (1-rho)*betav*Iv(t)*S(t)/n- gamma*A(t),
    R'(t) = gamma*I(t)+ gamma*A(t),
    y1(t) = rho*5-rho*S(t)
)

julia> assess_identifiability(ode)
Sv(t)      => :nonidentifiable
Iv(t)      => :nonidentifiable
S(t)       => :globally
I(t)       => :nonidentifiable
A(t)       => :nonidentifiable
R(t)       => :nonidentifiable
betaA      => :nonidentifiable
betaI      => :nonidentifiable
betav      => :nonidentifiable
gamma      => :globally
lambdaupsilon => :nonidentifiable
muv        => :globally
n          => :nonidentifiable
rho        => :globally

julia> find_identifiable_functions(ode)
rho
muv
gamma
n/(betav*lambdaupsilon)
(n*rho)/(betaA*rho - betaA - betaI*rho)

```

A

```

julia> ode = @ODEmodel(
    Sv'(t) = lambdaupsilon-((betaI*Sv(t)*I(t)+betaA*Sv(t)*A(t))/n)-
    muv*Sv(t),
    Iv'(t) = (betaI*Sv(t)*I(t)+betaA*Sv(t)*A(t))/n- muv*Iv(t),
    S'(t) = -betav*Iv(t)*S(t)/n,
    I'(t) = rho*betav*Iv(t)/n*S(t)-gamma*I(t),
    A'(t) = (1-rho)*betav*Iv(t)*S(t)/n- gamma*A(t),
    R'(t) = gamma*I(t)+ gamma*A(t),
    y1(t) = rho*5-rho*S(t),
    y2(t) = n
)

julia> assess_identifiability(ode, known_ic = [Sv,Iv,S,I,A,R])
Sv(0)      => :globally
Iv(0)      => :globally
S(0)       => :globally
I(0)       => :globally
A(0)       => :globally
R(0)       => :globally
betaA      => :globally
betaI      => :globally
betav      => :globally
gamma      => :globally
lambdaupsilon => :globally
muv        => :globally
n          => :globally
rho        => :globally

```

B

Table 7: Structural identifiability analysis of Model 6 using `StructuralIdentifiability.jl` package in JULIA. **A.** input and output with unknown IC **B.** input and output with known IC.

Based on the structural identifiability results summarized in Figure 8 and Table 7, we formally state the following proposition.

Proposition 2.7. *The vector-borne disease model M_6 , which incorporates asymptomatic infections in humans, is not structurally identifiable when initial conditions are unknown. Under this scenario, only the parameters μ_v (mosquito mortality rate), γ (human recovery rate), and ρ (proportion of symptomatic cases) are globally structurally identifiable. In contrast, key transmission parameters— β_I , β_A , β_v , Λ_v , and N —remain unidentifiable. However, when all initial conditions are known, the model becomes fully structurally identifiable, underscoring the importance of initial state information*

for parameter resolution in vector-host systems.

2.7. Ebola model

This epidemic model characterizes the transmission dynamics of Ebola virus disease (EVD), a pathogen with multiple transmission pathways and clinical outcomes. The model includes six epidemiological compartments: susceptible individuals $S(t)$, latent individuals $E(t)$, infected individuals in the community $I(t)$, hospitalized individuals $H(t)$, recovered individuals $R(t)$, and disease-induced deaths $D(t)$.

Susceptible individuals may become exposed through contact with infectious individuals in the community at a rate $\beta_I I(t)/N$, hospitalized individuals at $\beta_H H(t)/N$, or deceased individuals at $\beta_D D(t)/N$. Following exposure, individuals transition to the infectious class after a mean latent period of $1/k$ days. Infectious individuals in the community may recover at rate γ_I or die at rate δ_I , while hospitalized individuals recover at rate γ_H or die at rate δ_H .

We aim to evaluate the structural identifiability of Model M_7 under three distinct observation scenarios: a) only new infection cases are observed, b) new infections and hospitalizations are observed, c) new infections, hospitalizations, and deaths are jointly observed.

The full system of differential equations representing this model is presented below.

$$\text{Model 7: } \begin{cases} \frac{dS}{dt} = \frac{-(\beta_I I + \beta_H H + \beta_D D)S}{N}, & S(0) = S_0 \\ \frac{dE}{dt} = \frac{(\beta_I I + \beta_H H + \beta_D D)S}{N} - kE, & E(0) = E_0 \\ \frac{dI}{dt} = kE - (\alpha + \gamma_I + \delta_I)I, & I(0) = I_0 \\ \frac{dH}{dt} = \alpha I - (\gamma_H + \delta_H)H, & H(0) = H_0 \\ \frac{dR}{dt} = \gamma_I I + \gamma_H H, & R(0) = R_0 \\ \frac{dD}{dt} = \delta_I I + \delta_H H, & D(0) = D_0. \end{cases} \quad (M_7)$$

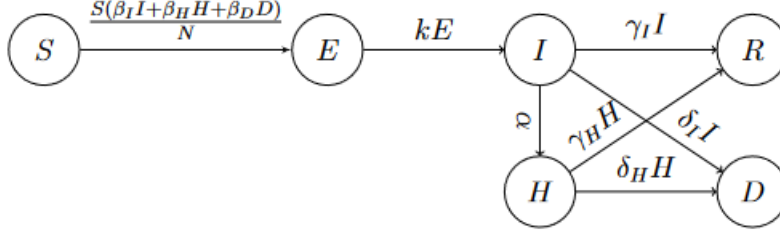


Figure 9: Flow diagram of the Ebola transmission model. The model captures multiple transmission pathways, including exposure to the virus via contact with infectious individuals in the community, hospitalized patients, and deceased individuals, each with distinct transmission rates. This structure reflects the complex and high-risk nature of Ebola virus transmission, particularly in the presence of unsafe burial practices and limited healthcare infrastructure. Diagram reproduced with permission from Chowell et al. (2023).

We begin our identifiability assessment by considering the scenario in which only new infection cases are observed, corresponding to a minimal observational setting.

(a) Number of new infected cases are observed:

Due to the high dimensionality and algebraic complexity of the model, the structural identifiability analysis using only new infection cases as observations could not be completed with the `StructuralIdentifiability.jl` package in Julia. Similar computational challenges were observed with other symbolic tools, including DAISY [12]. To overcome these limitations, we employed a model reduction strategy based on first integrals, which enables simplification of the system while preserving its identifiability properties. This approach facilitates tractable analysis of models with multiple latent and observable compartments.

2.7.1. Reducing the model using first integral technique:

When structural identifiability analysis becomes computationally infeasible due to model complexity, a practical solution is to simplify the system using generalized first integrals. This reduction technique preserves the model's essential dynamical structure while improving tractability for identifiability analysis.

Symbolic approaches based on input-output equations—such as those implemented in the `StructuralIdentifiability.jl` package—typically in-

volve two key steps:

1. Differential elimination, that is, generating input-output equations that relate observables and parameters.
2. Identifiability assessment, by analyzing the coefficients of these equations to determine identifiable parameters or combinations.

In many cases, differential elimination becomes the main computational bottleneck. To alleviate this challenge, a useful strategy is to trade states for parameters—reducing the number of dynamic variables in exchange for introducing constants of integration. While this may complicate the second step (coefficient analysis), it often enables otherwise intractable models to be analyzed. The following examples illustrate this technique.

Example 1: Model with a linear first integral

Consider the following system:

$$\begin{cases} x_1' = \mu x_1^2 + x_2^2, \\ x_2' = -\mu x_1^2 - x_2^2, \\ y = x_1. \end{cases} \quad (2)$$

Observe that the sum of the derivatives satisfies

$$(x_1 + x_2)' = 0,$$

which implies that $x_1 + x_2 = C$ for some constant C . We can use this first integral to eliminate x_2 , yielding the reduced system:

$$\begin{cases} x_1' = \mu x_1^2 + (C - x_1)^2, \\ y = x_1. \end{cases} \quad (3)$$

The input-output equation for the reduced model (3) can be readily derived by substituting $x_1 = y$. Because the transformation from the original system (2) to the reduced system (3) is invertible and one-to-one, the identifiability properties of shared elements—such as the parameter μ and state x_1 —are fully preserved. Furthermore, if both x_1 and the constant C can be shown to be identifiable in the reduced system, then $x_2 = C - x_1$ must also be identifiable in the original model. This confirms that identifiability can be reliably inferred from the reduced system under a valid transformation.

Example 2: Model with a generalized first integral

Now consider a slightly modified system:

$$\begin{cases} x_1' = \mu_1 x_2^2, \\ x_2' = -\mu_2 x_1^2 - x_2^2, \\ y = x_1. \end{cases} \quad (4)$$

This model does not admit an obvious first integral, but we can derive the following relation:

$$x_1' + \mu_1 x_2' + \mu_1 \mu_2 y^2 = 0,$$

which implies that there exists a constant C_1 such that:

$$x_1 + \mu_1 x_2 + \mu_1 \mu_2 \int_0^t y^2(\tau) d\tau = C_1.$$

To use this for reduction, we introduce an auxiliary state x_3 defined by $x_3' = x_1^2$ and an additional output $y_2 = x_3$, yielding:

$$\begin{cases} x_1' = \mu_1 x_2^2, \\ x_2' = -\mu_2 x_1^2 - x_2^2, \\ x_3' = x_1^2, \\ y = x_1, \quad y_2 = x_3. \end{cases} \quad (5)$$

This formulation introduces $x_3 = C_2 + \int_0^t y^2(\tau) d\tau$, and since x_3 is observed, the constant C_2 becomes identifiable. The system now admits a first integral:

$$x_1 + \mu_1 x_2 + \mu_1 \mu_2 x_3 = C,$$

which allows us to eliminate x_2 as $x_2 = (C - x_1 - \mu_1 \mu_2 x_3)/\mu_1$. Substituting this into the system, we get:

$$\begin{cases} x_1' = \mu_1 \left(\frac{C - x_1 - \mu_1 \mu_2 x_3}{\mu_1} \right)^2, \\ x_3' = x_1^2, \\ y = x_1, \quad y_2 = x_3. \end{cases} \quad (6)$$

The reduced system (6) retains the same number of dynamic states as the original model (4), but the inclusion of two output variables significantly

facilitates the derivation of input-output equations. As with the previous example, the identifiability properties are preserved because no new parameters were introduced, and the transformation remains invertible and information-preserving.

This model reduction strategy based on generalized first integrals was originally introduced in [25], where it demonstrated substantial computational gains in the structural identifiability analysis of chemical reaction networks. It has since been recommended by [26] for enabling the identifiability analysis of more complex biological systems that would otherwise be analytically intractable.

Building on these insights, we apply the generalized first-integral reduction technique to simplify Model M₇, allowing us to conduct structural identifiability analysis in the presence of the computational limitations encountered with the full, unreduced system.

The original model, including the observation equation, is specified below:

$$\begin{aligned} S'(t) &= -\frac{(\beta_I I + \beta_H H + \beta_D D S)}{S + E + I + H + R}, \\ E'(t) &= \frac{(\beta_I I + \beta_H H + \beta_D D S)}{S + E + I + H + R} - kE, \\ I'(t) &= kE - (\alpha + \gamma_I + \delta_I)I, \\ H'(t) &= \alpha I - (\gamma_H + \delta_H)H, \\ R'(t) &= \gamma_I I + \gamma_H H, \\ D'(t) &= \delta_I I + \delta_H H, \\ y(t) &= kE. \end{aligned}$$

Since $R(t)$ does not appear in any equation except as part of the total population $N(t) = S(t) + E(t) + I(t) + H(t) + R(t)$, we eliminate $R(t)$. We observe that

$$S'(t) + E'(t) + I'(t) + H'(t) + R'(t) + D'(t) = 0 \Rightarrow S(t) + E(t) + I(t) + H(t) + R(t) + D(t) = C,$$

We define $N(t) = C - D(t)$.

Also, from the model:

$$S'(t) + E'(t) + y(t) = 0 \Rightarrow S(t) + E(t) + \int_0^t y(\tau) d\tau = C_2.$$

Let us define a new variable:

$$x_1(t) = \int_0^t y(\tau) d\tau = \int_0^t kE(\tau) d\tau,$$

and hence,

$$S(t) = C_2 - E(t) - x_1(t).$$

Next, we add integral (of the output) to the model as a new state variable and new observation (since integral can be observed), and we use $S(t) = C_2 - E(t) - x_1(t)$ to eliminate $S(t)$, the model with observations becomes,

$$\begin{aligned} E'(t) &= \frac{(\beta_I I(t) + \beta_H H(t) + \beta_D D(t))(C_2 - E(t) - \int y(t))}{C - D(t)} - kE(t), \\ I'(t) &= kE(t) - (\alpha + \gamma_I + \delta_I)I(t), \\ H'(t) &= \alpha I(t) - (\gamma_H + \delta_H)H(t), \\ D'(t) &= \delta_I I(t) + \delta_H H(t), \\ x_1'(t) &= kE(t), \\ y(t) &= kE(t), \\ y_2(t) &= x_1(t). \end{aligned}$$

Next, from the original equations for $H'(t)$ and $D'(t)$, solve for $I(t)$:

$$I(t) = \frac{\delta_H H'(t) + (\gamma_H + \delta_H)D'(t)}{\alpha\delta_H + (\gamma_H + \delta_H)} \cdot \frac{1}{\delta_I}.$$

From the equation for $I'(t)$,

$$I'(t) = y(t) - (\alpha + \gamma_I + \delta_I)I(t),$$

substitute the expression for $I(t)$,

$$I'(t) = y(t) - (\alpha + \gamma_I + \delta_I) \cdot \left(\frac{\delta_H H'(t) + (\gamma_H + \delta_H)D'(t)}{\alpha\delta_H + (\gamma_H + \delta_H)} \cdot \frac{1}{\delta_I} \right).$$

Integrating both sides,

$$I(t) = \int y(t) - (\alpha + \gamma_I + \delta_I) \cdot \left(\frac{\delta_H H(t) + (\gamma_H + \delta_H)D(t)}{\alpha\delta_H + (\gamma_H + \delta_H)} \cdot \frac{1}{\delta_I} \right) + C_3,$$

which implies,

$$\int y(t) = I(t) + (\alpha + \gamma_I + \delta_I) \cdot \left(\frac{\delta_H H(t) + (\gamma_H + \delta_H) D(t)}{\alpha \delta_H + (\gamma_H + \delta_H)} \cdot \frac{1}{\delta_I} \right) - C_3.$$

Substitute $\int y(t)$ into the model again,

$$\begin{aligned} E'(t) &= \frac{(\beta_I I(t) + \beta_H H(t) + \beta_D D(t)) \left(C_2 - E(t) - I(t) - (\alpha + \gamma_I + \delta_I) \cdot \left(\frac{\delta_H H(t) + (\gamma_H + \delta_H) D(t)}{\alpha \delta_H + (\gamma_H + \delta_H)} \cdot \frac{1}{\delta_I} \right) \right)}{C - D(t)} \\ I'(t) &= kE(t) - (\alpha + \gamma_I + \delta_I) I(t), \\ H'(t) &= \alpha I(t) - (\gamma_H + \delta_H) H(t), \\ D'(t) &= \delta_I I(t) + \delta_H H(t), \\ x'(t) &= kE(t), \\ y(t) &= kE(t), \\ y_2(t) &= I(t) + (\alpha + \gamma_I + \delta_I) \cdot \left(\frac{\delta_H H(t) + (\gamma_H + \delta_H) D(t)}{\alpha \delta_H + (\gamma_H + \delta_H)} \cdot \frac{1}{\delta_I} \right) - C_3. \end{aligned}$$

The following is the reduced model used for structural identifiability analysis in JULIA. We refer to it as the reduced form of the original model.

$$\text{Model 7: } \begin{cases} \frac{dE}{dt} = \frac{(\beta_I I + \beta_H H + \beta_D D)(c_2 - E - (I + (\alpha + \gamma_I + \delta_I)\delta_H H + (\gamma_H + \delta_H)D))}{(c - D)(\alpha \delta_H + \gamma_H + \delta_H)\delta_I - c_3)} - kE, \\ \frac{dI}{dt} = kE - (\alpha + \gamma_I + \delta_I)I, \quad I(0) = I_0 \\ \frac{dH}{dt} = \alpha I - (\gamma_H + \delta_H)H, \quad H(0) = H_0 \\ \frac{dR}{dt} = \gamma_I I + \gamma_H H, \quad R(0) = R_0 \\ \frac{dD}{dt} = \delta_I I + \delta_H H, \quad D(0) = D_0. \end{cases}$$

(M₇ Reduced)

With this reduction, we perform identifiability analysis on the reduced model across all observation scenarios.

(a) Number of new infected cases are observed:

```

ode = @ODEmodel(
  E'(t) = (betaI * I(t) + betaH * H(t) + betaD * D(t)) *
  (C2 - E(t) - (I(t) + (alpha + gammaI + deltaI) /
  (deltaH * alpha + (gammaH + deltaH) * deltaI) *
  (deltaH * H(t) + (gammaH + deltaH) * D(t)) - C3)) /
  (C - D(t)) - k * E(t),
  I'(t) = k * E(t) - (alpha + gammaI + deltaI) * I(t),
  H'(t) = alpha * I(t) - (gammaH + deltaH) * H(t),
  D'(t) = deltaI * I(t) + deltaH * H(t),
  y(t) = k * E(t),
  y2(t) = I(t) + (alpha + gammaI + deltaI) /
  (deltaH * alpha + (gammaH + deltaH) * deltaI) *
  (deltaH * H(t) + (gammaH + deltaH) * D(t)) - C3
)
julia> assess_identifiability(ode)

E(t)    => :globally
I(t)    => :locally
H(t)    => :nonidentifiable
D(t)    => :nonidentifiable
C        => :nonidentifiable
C2       => :globally
C3       => :globally
alpha    => :nonidentifiable
betaD    => :globally
betaH    => :nonidentifiable
betaI    => :nonidentifiable
deltaH   => :nonidentifiable
deltaI   => :nonidentifiable
gammaH   => :nonidentifiable
gammaI   => :nonidentifiable
k        => :globally

julia> find_identifiable_functions(ode)

k
betaD
C3
C2
alpha + deltaH + deltaI + gammaH + gammaI
alpha*deltaH + alpha*gammaH + deltaH*deltaI +
deltaH*gammaI + deltaI*gammaH + gammaH*gammaI

deltaI//betaI
deltaI//C
deltaI//(alpha*deltaH + deltaH*deltaI + deltaI*gammaH)
(alpha*betaH + betaI*deltaH + betaI*gammaH)//deltaI

```

A

```

julia> assess_identifiability(ode, known_ic = [E,I,H,D])

E(0)    => :globally
I(0)    => :globally
H(0)    => :globally
D(0)    => :globally
C        => :globally
C2       => :globally
C3       => :globally
alpha    => :globally
betaD    => :globally
betaH    => :globally
betaI    => :globally
deltaH   => :globally
deltaI   => :globally
gammaH   => :globally
gammaI   => :globally
k        => :globally

```

B

Table 8: Structural identifiability analysis of Model 7a using StructuralIdentifiability.jl package in JULIA. **A.** input and output with unknown IC **B.** input and output with known IC.

Proposition 2.8. *For the reduced model where the number of new infected*

cases is observed, structural identifiability analysis shows that when initial conditions are unknown, only the parameters k and β_D are globally structurally identifiable, while all other parameters remain unidentifiable. However, when initial conditions are known, all model parameters become structurally identifiable. This result underscores the importance of initial condition information and demonstrates that the reduced model is structurally identifiable under full observability of the initial state.

Next, we consider an augmented observation scenario by adding one additional observable—new hospitalizations—to the reduced system. The corresponding input and output specifications for this setting are summarized in Table 9.

(b) Number of new infections and hospitalizations are observed:

```

ode = @ODEmodel(
  E'(t) = (betaI * I(t) + betaH * H(t) + betaD * D(t))
  * (C2 - E(t) - (I(t) + (alpha + gammaI + deltaI) /
  (deltaH * alpha + (gammaH + deltaH) * deltaI) *
  (deltaH * H(t) + (gammaH + deltaH) * D(t)) - C3)) /
  (C - D(t)) - k * E(t),
  I'(t) = k * E(t) - (alpha + gammaI + deltaI) * I(t),
  H'(t) = alpha * I(t) - (gammaH + deltaH) * H(t),
  D'(t) = deltaI * I(t) + deltaH * H(t),
  y(t) = k * E(t),
  y2(t) = I(t) + (alpha + gammaI + deltaI) /
  (deltaH * alpha + (gammaH + deltaH) * deltaI) *
  (deltaH * H(t) + (gammaH + deltaH) * D(t)) - C3,
  y3(t) = alpha * I(t)
)

```

```
julia> assess_identifiability(ode)
```

```

E(t)    => :globally
I(t)    => :globally
H(t)    => :globally
D(t)    => :nonidentifiable
C       => :nonidentifiable
C2      => :globally
C3      => :globally
alpha   => :globally
betaD   => :globally
betaH   => :nonidentifiable
betaI   => :nonidentifiable
deltaH  => :nonidentifiable
deltaI  => :nonidentifiable
gammaH  => :nonidentifiable
gammaI  => :nonidentifiable
k       => :globally

```

```
julia> find_identifiable_functions(ode)
```

```

k
betaD
alpha
C3
C2
deltaI + gammaI
deltaH + gammaH
deltaI//deltaH
deltaI//betaI
deltaI//betaH
deltaI//C

```

A

```
julia> assess_identifiability(ode, known_ic = [E,I,H,D])
```

```

E(0)    => :globally
I(0)    => :globally
H(0)    => :globally
D(0)    => :globally
C       => :globally
C2      => :globally
C3      => :globally
alpha   => :globally
betaD   => :globally
betaH   => :globally
betaI   => :globally
deltaH  => :globally
deltaI  => :globally
gammaH  => :globally
gammaI  => :globally
k       => :globally

```

B

Table 9: Structural identifiability analysis of Model 7b using StructuralIdentifiability.jl package in JULIA. **A.** input and output with unknown IC **B.** input and output with known IC.

Proposition 2.9. *Based on the updated results, we summarize the following:*

For the reduced model where both new infections and new hospitalizations are observed, structural identifiability analysis indicates that when initial conditions are unknown, only the parameters k , α , and β_D are globally structurally identifiable, while all other parameters remain unidentifiable. In contrast, when initial conditions are known, all parameters in the model become structurally identifiable. These findings demonstrate that incorporating a second observation significantly improves identifiability and that the reduced model is fully structurally identifiable under known initial conditions and dual observation streams.

We now extend the analysis further by introducing a third observation—the number of disease-induced deaths—into the reduced system.

(c) Number of new infections, hospitalizations and deaths are observed:

```
julia> ode = @ODEmodel(
    E'(t) = (betaI * I(t) + betaH * H(t) + betaD *
    D(t)) * (C2 - E(t) - (I(t) + (alpha + gammaI +
    deltaI) / (deltaH * alpha + (gammaH + deltaH) *
    deltaI) * (deltaH * H(t) + (gammaH + deltaH) *
    D(t)) - C3)) / (C - D(t)) - k * E(t),
    I'(t) = k * E(t) - (alpha + gammaI + deltaI) * I(t),
    H'(t) = alpha * I(t) - (gammaH + deltaH) * H(t),
    D'(t) = deltaI * I(t) + deltaH * H(t),
    y(t) = k * E(t),
    y2(t) = I(t) + (alpha + gammaI + deltaI) /
    (deltaH * alpha + (gammaH + deltaH) * deltaI) *
    (deltaH * H(t) + (gammaH + deltaH) * D(t)) - C3,
    y3(t) = alpha * I(t),
    y4(t) = deltaI * I(t) + deltaH * H(t)
)
```

```
julia> assess_identifiability(ode)
```

```
E(t)    => :globally
I(t)    => :globally
H(t)    => :globally
D(t)    => :globally
C       => :globally
C2      => :globally
C3      => :globally
alpha   => :globally
betaD   => :globally
betaH   => :globally
betaI   => :globally
deltaH  => :globally
deltaI  => :globally
gammaH  => :globally
gammaI  => :globally
k       => :globally
```

A

```
julia> assess_identifiability(ode, known_ic = [E,I,H,D])
```

```
E(0)    => :globally
I(0)    => :globally
H(0)    => :globally
D(0)    => :globally
C       => :globally
C2      => :globally
C3      => :globally
alpha   => :globally
betaD   => :globally
betaH   => :globally
betaI   => :globally
deltaH  => :globally
deltaI  => :globally
gammaH  => :globally
gammaI  => :globally
k       => :globally
```

B

Table 10: Structural identifiability analysis of Model 7c using `StructuralIdentifiability.jl` package in JULIA. **A.** input and output with unknown IC **B.** input and output with known IC.

With the inclusion of all three observations—new infections, hospitalizations, and deaths—the model achieves full structural identifiability regardless of whether the initial conditions are known.

Proposition 2.10. *For the reduced model with three observational outputs, structural identifiability analysis shows that the model is globally structurally identifiable under both known and unknown initial conditions.*

This result clearly demonstrates that incorporating multiple independent observations can substantially improve parameter identifiability. In this case,

the inclusion of three observation types ensures complete identifiability under all scenarios, reinforcing the principle that richer data streams are essential for robust model-based inference.

2.8. COVID-19 Model

The following model characterizes the transmission dynamics of respiratory infections such as COVID-19, where both pre-symptomatic and symptomatic individuals contribute to disease spread. The model comprises six epidemiological compartments: susceptible individuals $S(t)$, latent individuals $E(t)$, pre-symptomatic infectious individuals $I_\rho(t)$, symptomatic individuals $I(t)$, recovered individuals $R(t)$, and disease-induced deaths $D(t)$.

$$\text{Model 8: } \left\{ \begin{array}{l} \frac{dS}{dt} = -\frac{(\beta_\rho I_\rho + \beta_I I)S}{N}, \quad S(0) = S_0 \\ \frac{dE}{dt} = \frac{(\beta_\rho I_\rho + \beta_I I)S}{N} - kE, \quad E(0) = E_0 \\ \frac{dI_\rho}{dt} = kE - k_\rho I_\rho - \gamma I_\rho, \quad I_\rho(0) = I_{\rho 0} \\ \frac{dI}{dt} = k_\rho I_\rho - \gamma I - \delta I, \quad I(0) = I_0 \\ \frac{dR}{dt} = \gamma I + \gamma_\rho I_\rho, \quad R(0) = R_0 \\ \frac{dD}{dt} = \delta I, \quad D(0) = D_0. \end{array} \right. \quad (\text{M}_8)$$

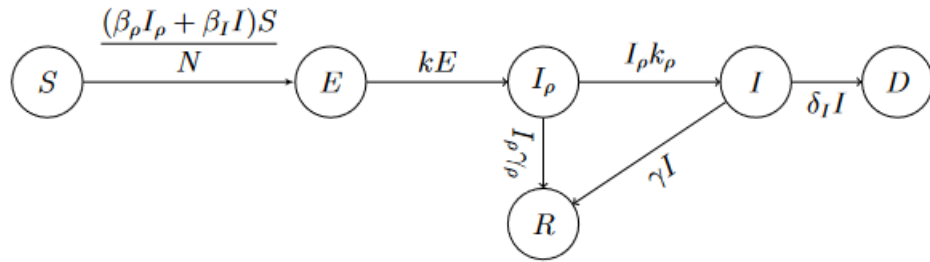


Figure 10: Flow diagram of Model M_8 showing the transmission dynamics of COVID-19. Diagram reproduced with permission from Chowell et al. (2023).

We investigate the structural identifiability of Model M_8 under two observational scenarios: (a) when only the number of new symptomatic cases is observed, and (b) when both new symptomatic cases and deaths are observed.

Due to the model complexity, direct application of structural identifiability tools to the original formulation of Model M_8 under scenario (a) was not feasible. To overcome this limitation, we applied a model reduction strategy based on first integrals, as previously described, to eliminate the susceptible compartment and simplify the system. This allowed us to analyze the structural identifiability of the reduced model using available computational tools.

The reduced formulation of Model M_8 , along with the corresponding input-output specifications for both unknown and known initial conditions, is presented in Table 11.

The reduced model derived using the first integral method is expressed by the following system:

$$\text{Model 8: } \begin{cases} \frac{dE}{dt} = \frac{(\beta_\rho I_\rho + \beta_I I)(c_1 - (E + I_\rho + (k_p + \gamma_p) \int y))}{Nk_p} - kE, & E(0) = E_0 \\ \frac{dI_\rho}{dt} = kE - k_\rho I_\rho - \gamma_\rho I_\rho, & I_\rho(0) = I_{\rho 0} \\ \frac{dI}{dt} = k_\rho I_\rho - \gamma I - \delta I, & I(0) = I_0 \\ \frac{dR}{dt} = \gamma I + \gamma_\rho I_\rho, & R(0) = R_0 \\ \frac{dD}{dt} = \delta I, & D(0) = D_0. \end{cases}$$

(M_8 Reduced)

(a) Number of new symptomatic cases is observed.

```

julia> ode= @ODEmodel(
E'(t) = (beta_p*Ii(t)+beta_I*I(t))*( C1 - (E + Ii +
(k_p +gamma_p)*int_y/k_p))/( C-D(t)),
Ii'(t) = k*E(t)-k_p*Ii(t)-gamma_p*Ii(t),
I'(t) = k_p*Ii(t) - gamma*I(t)-delta*I(t),
D'(t) = delta*I(t),
int_y'(t) = k_p*Ii(t),
y(t) = k_p*Ii(t),
y2(t) = int_y(t)
)
julia> assess_identifiability(ode)
E(t)      => :nonidentifiable
Ii(t)     => :nonidentifiable
I(t)      => :globally
D(t)      => :nonidentifiable
int_y(t)  => :globally
C         => :nonidentifiable
C1        => :nonidentifiable
beta_I    => :nonidentifiable
beta_p    => :nonidentifiable
delta     => :nonidentifiable
gamma     => :nonidentifiable
gamma_p   => :nonidentifiable
k         => :globally
k_p       => :nonidentifiable

julia> find_identifiable_functions(ode)
k
C1*k_p
gamma_p + k_p
delta + gamma
delta//beta_I
delta//(C1*beta_p)

```

A

```

julia> assess_identifiability(ode, known_ic = [E,Ii,I,D])
E(0)      => :globally
Ii(0)     => :globally
I(0)      => :globally
D(0)      => :globally
int_y(0)  => :globally
C         => :nonidentifiable
C1        => :globally
beta_I    => :nonidentifiable
beta_p    => :nonidentifiable
delta     => :nonidentifiable
gamma     => :nonidentifiable
gamma_p   => :globally
k         => :globally
k_p       => :globally

```

B

Table 11: Structural identifiability analysis of the reduced Model 8a using the `StructuralIdentifiability.jl` package in JULIA. A: Input and output with unknown initial conditions. B: Input and output with known initial conditions.

We summarize the findings from Table 11 in the following proposition.

Proposition 2.11. *The reduced model M_8 is not structurally identifiable when only the number of new symptomatic cases is observed. With unknown initial conditions, only the parameter k is globally structurally identifiable. When initial conditions are known, the parameters γ_ρ , k , and k_ρ become identifiable. Because several parameters remain unidentifiable in both scenarios, the model lacks full structural identifiability regardless of the assumptions made about initial conditions.*

To address this limitation, we consider several strategies for improving identifiability. These include: (i) incorporating additional observational data, (ii) fixing certain parameters based on biological plausibility or prior information, and (iii) reformulating the model to reduce complexity or parameter redundancy. As a first step, we assess the impact of adding the number of new deaths as an additional observation.

It is also worth noting that the original, unreduced version of Model M₈ could be analyzed using `StructuralIdentifiability.jl` when two outputs were specified. In the following section, we summarize the identifiability results under that two-observation setting.

(b) Number of new symptomatic cases and deaths are observed

```

julia> ode = @ODEmodel(
    S'(t) = -(beta_p*Ii(t)+beta_I*I(t))*S(t)/
    (S(t)+E(t)+Ii(t)+I(t)+R(t)),
    E'(t) = (beta_p*Ii(t)+beta_I*I(t))*S(t)/
    (S(t)+E(t)+Ii(t)+I(t)+R(t))-(k*E(t)),
    Ii'(t) = k*E(t)-k_p*Ii(t)-gamma_p*Ii(t),
    I'(t) = k_p*Ii(t) - gamma*I(t)-delta*I(t),
    R'(t) = gamma*I(t) + gamma_p*Ii(t),
    D'(t) = delta*I(t),
    y1(t) = k_p*Ii(t),
    y2(t) = delta*I(t)
)

julia> assess_identifiability(ode)
S(t)    => :nonidentifiable
E(t)    => :nonidentifiable
Ii(t)   => :nonidentifiable
I(t)    => :globally
R(t)    => :nonidentifiable
D(t)    => :nonidentifiable
beta_I  => :globally
beta_p  => :nonidentifiable
delta   => :globally
gamma   => :globally
gamma_p => :nonidentifiable
k       => :locally
k_p     => :nonidentifiable

julia> find_identifiable_functions(ode)

gamma
delta
beta_I
gamma_p*k + k*k_p
gamma_p + k + k_p
k_p//beta_p

```

A

```

julia> assess_identifiability(ode, known_ic = [S,E,Ii,I,R,D])
S(0)    => :globally
E(0)    => :globally
Ii(0)   => :globally
I(0)    => :globally
R(0)    => :globally
D(0)    => :globally
beta_I  => :globally
beta_p  => :globally
delta   => :globally
gamma   => :globally
gamma_p => :globally
k       => :globally
k_p     => :globally

```

B

Table 12: Structural identifiability analysis of Model 8b using the `StructuralIdentifiability.jl` package in JULIA. A: Input and output with unknown initial conditions. B: Input and output with known initial conditions.

We summarize the results of the identifiability analysis with the additional observation in the following proposition.

Proposition 2.12. *For the COVID-19 transmission model M_8 , when both the number of new symptomatic cases and deaths are observed: Under unknown initial conditions, the parameters β_I , δ , and γ are globally structurally identifiable, while k is only locally identifiable. The parameters β_p , γ_p , and k_p remain unidentifiable, likely due to insufficient variation in the observational outputs to disentangle their individual effects. In contrast, when the initial*

conditions are known, all model parameters become globally structurally identifiable. These findings underscore the importance of both informative data and accurate specification of initial conditions to achieve reliable parameter inference in complex transmission models.

2.9. SEUIR model

Model M_9 describes a SEUIR compartmental model formulated as a system of ordinary differential equations. The state variables include the number of susceptible individuals $S(t)$, exposed individuals $E(t)$, symptomatic infectious individuals $I(t)$, unobserved or undocumented infectious individuals $U(t)$, and recovered individuals $R(t)$ at time t . This model structure allows for the explicit representation of both reported and unreported infectious individuals, which is especially relevant for diseases like COVID-19 with substantial underreporting. The primary observational output is the number of new symptomatic cases, assumed to be proportional to $\kappa\rho E(t)$, where κ is the progression rate from exposed to infectious and ρ is the reporting fraction.

$$\text{Model 9: } \left\{ \begin{array}{l} \frac{dS}{dt} = \frac{-S(\beta_I I + \beta_U U)}{N}, \quad S(0) = S_0 \\ \frac{dE}{dt} = \frac{S(\beta_I I + \beta_U U)}{N} - (\kappa\rho + \kappa(1 - \rho))E, \quad E(0) = E_0 \\ \frac{dI}{dt} = \kappa\rho E - (\gamma + \alpha)I, \quad I(0) = I_0 \\ \frac{dU}{dt} = \kappa(1 - \rho)E - \gamma U, \quad U(0) = U_0 \\ \frac{dH}{dt} = \alpha I - \gamma_H H - \delta H, \quad H(0) = H_0 \\ \frac{dD}{dt} = \delta H, \quad D(0) = D_0 \\ \frac{dR}{dt} = \gamma I + \gamma U + \gamma_H H, \quad R(0) = R_0. \end{array} \right. \quad (M_9)$$

```

ode = @ODEmodel(
    S'(t) = -S(t)*(betai*I(t)+betau*U(t))/N,
    E'(t) = -(k*rho+k*(1-rho))*E(t)+S(t)*(betai*I(t)+
    betau*U(t))/N,
    I'(t) = k*rho*E(t)-gamma*I(t),
    U'(t)=k*(1-rho)*E(t)-gamma*U(t),
    R'(t)=gamma*I(t)+gamma*U(t),
    y1(t)=k*rho*E(t)
)

julia> assess_identifiability(ode)

S(t)  => :nonidentifiable
E(t)  => :nonidentifiable
I(t)  => :nonidentifiable
U(t)  => :nonidentifiable
R(t)  => :nonidentifiable
N      => :nonidentifiable
betai  => :nonidentifiable
betau  => :nonidentifiable
gamma  => :globally
k       => :globally
rho     => :nonidentifiable

julia> find_identifiable_functions(ode)
k
gamma
(betai*rho - betau*rho + betau)/(N*rho)

```

A

```

ode = @ODEmodel(
    S'(t) = -S(t)*(betai*I(t)+betau*U(t))/N,
    E'(t) = -(k*rho+k*(1-rho))*E(t)+S(t)*(betai*I(t)+
    betau*U(t))/N,
    I'(t) = k*rho*E(t)-gamma*I(t),
    U'(t)=k*(1-rho)*E(t)-gamma*U(t),
    R'(t)=gamma*I(t)+gamma*U(t),
    y1(t)=k*rho*E(t),
    y2(t)=N
)

julia> assess_identifiability(ode)

S(t)  => :nonidentifiable
E(t)  => :nonidentifiable
I(t)  => :nonidentifiable
U(t)  => :nonidentifiable
R(t)  => :nonidentifiable
N      => :globally
betai  => :nonidentifiable
betau  => :nonidentifiable
gamma  => :globally
k       => :globally
rho     => :nonidentifiable

```

B

Table 13: Structural identifiability analysis of Model M_9 using StructuralIdentifiability.jl package in JULIA. **A.** input and output with unknown IC **B.** input and output with known IC.

Proposition 2.13. *The SEUIR model M_9 is structurally unidentifiable when the initial conditions are unknown. Specifically, the parameters γ and k are globally identifiable, while the remaining parameters—including β_I , β_U , ρ , and N —cannot be uniquely determined from the observed data. Even when the initial conditions are known, identifiability remains limited: only γ , k , and N become identifiable. These findings underscore the need for additional observational data or model reformulation to enable full identifiability of the model parameters.*

2.10. SEUIHRD model

Model M_{10} describes a SEUIHRD compartmental model formulated using a system of ordinary differential equations. The state variable $S(t)$ represents the number of susceptible individuals at time t , $E(t)$ denotes the number of exposed individuals, $I(t)$ corresponds to the number of symptomatic infected

individuals, and $U(t)$ represents the number of unobserved or unaccounted infected individuals. $H(t)$ accounts for the number of hospitalized individuals, $D(t)$ denotes cumulative disease-induced deaths, and $R(t)$ is the number of recovered individuals. This model structure allows for a more realistic representation of infection progression, capturing heterogeneity in disease reporting, healthcare burden, and fatality.

$$\text{Model 10: } \left\{ \begin{array}{l} \frac{dS}{dt} = \frac{-S(\beta_I I + \beta_U U)}{N}, \quad S(0) = S_0 \\ \frac{dE}{dt} = \frac{S(\beta_I I + \beta_U U)}{N} - (\kappa\rho + \kappa(1 - \rho))E, \quad E(0) = E_0 \\ \frac{dI}{dt} = \kappa\rho E - (\gamma + \alpha)I, \quad I(0) = I_0 \\ \frac{dU}{dt} = \kappa(1 - \rho)E - \gamma U, \quad U(0) = U_0 \\ \frac{dH}{dt} = \alpha I - \gamma_H H - \delta H, \quad H(0) = H_0 \\ \frac{dD}{dt} = \delta H, \quad D(0) = D_0 \\ \frac{dR}{dt} = \gamma I + \gamma U + \gamma_H H, \quad R(0) = R_0. \end{array} \right. \quad (\text{M}_{10})$$

In this model, we consider two observational scenarios: a) the observed quantities are the number of symptomatic cases, given by $\kappa\rho E$, and the number of hospitalizations, represented by αI ; b) the observed quantities include symptomatic cases ($\kappa\rho E$), hospitalizations (αI), and deaths among hospitalized individuals, captured by $\gamma_H H$. These observational settings enable us to assess how the inclusion of additional health outcomes impacts the structural identifiability of model parameters.

(a) Number of new reported infections and new hospitalizations are observed

```

ode = @ODEmodel(
    S'(t) = -S(t)*(betai*I(t)+betau*U(t))/N,
    E'(t) = -(k*rho+k*(1-rho))*E(t)+S(t)*(betai*I(t)+betau*U(t))/N,
    I'(t) = k*rho*E(t)-(gamma+alpha)*I(t),
    U'(t) = k*(1-rho)*E(t)-gamma*U(t),
    H'(t) = alpha*I(t)-gammah*H(t)-delta*H(t),
    D'(t) = delta*H(t),
    R'(t) = gamma*I(t)+gamma*U(t)+gammah*H(t),
    y1(t) = k*rho*E(t),
    y2(t) = alpha*I(t)
)

julia> assess_identifiability(ode)

S(t)    => :nonidentifiable
E(t)    => :nonidentifiable
I(t)    => :globally
U(t)    => :nonidentifiable
H(t)    => :nonidentifiable
D(t)    => :nonidentifiable
R(t)    => :nonidentifiable
N       => :nonidentifiable
alpha   => :globally
betai   => :nonidentifiable
betau   => :nonidentifiable
delta   => :nonidentifiable
gamma   => :globally
gammah  => :nonidentifiable
k       => :globally
rho     => :nonidentifiable

julia> find_identifiable_functions(ode)

k
gamma
alpha
betai//N
(betau*rho - betau)//(betai*rho)

```

A

```

ode = @ODEmodel(
    S'(t) = -S(t)*(betai*I(t)+betau*U(t))/N,
    E'(t) = -(k*rho+k*(1-rho))*E(t)+S(t)*(betai*I(t)+betau*U(t))/N,
    I'(t) = k*rho*E(t)-(gamma+alpha)*I(t),
    U'(t) = k*(1-rho)*E(t)-gamma*U(t),
    H'(t) = alpha*I(t)-gammah*H(t)-delta*H(t),
    D'(t) = delta*H(t),
    R'(t) = gamma*I(t)+gamma*U(t)+gammah*H(t),
    y1(t) = k*rho*E(t),
    y2(t) = alpha*I(t),
    y3(t) = N
)

julia> assess_identifiability(ode, known_ic = [S,E,I,U,H,D,R])

S(0)    => :globally
E(0)    => :globally
I(0)    => :globally
U(0)    => :globally
H(0)    => :globally
D(0)    => :globally
R(0)    => :globally
N       => :globally
alpha   => :globally
betai   => :globally
betau   => :globally
delta   => :nonidentifiable
gamma   => :globally
gammah  => :nonidentifiable
k       => :globally
rho     => :globally

```

B

Table 14: Structural identifiability analysis of Model 10a using `StructuralIdentifiability.jl` package in JULIA. **A.** input and output with unknown IC **B.** input and output with known IC.

Proposition 2.14. *The SEUIHRD model M_{10} is not globally structurally identifiable when initial conditions are unknown. Specifically, the parameters α , γ , and k are globally identifiable, whereas the remaining parameters—including β_I , β_U , δ , γ_H , ρ , and N —are not identifiable under this scenario. When all initial conditions are known, only δ and γ_H remain unidentifiable. Thus, the model remains structurally unidentifiable whether or not the initial conditions are known.*

To improve the identifiability of the model, we extend the analysis by incorporating an additional observation—specifically, the number of new deaths. This allows us to assess the extent to which enriching the observational data improves parameter identifiability.

(b) Number of new reported infections, new hospitalizations and new deaths are observed

<pre> julia> ode = @ODEmodel(S'(t) = -S(t)*(betai*I(t)+betau*U(t))/N, E'(t) = -(k*rho+k*(1-rho))*E(t)+S(t)*(betai*I(t)+betau*U(t))/N, I'(t) = k*rho*E(t)-(gamma+alpha)*I(t), U'(t) = k*(1-rho)*E(t)-gamma*U(t), H'(t) = alpha*I(t)-gammah*H(t)-delta*H(t), D'(t) = delta*H(t), R'(t) = gamma*I(t)+gamma*U(t)+gammah*H(t), y1(t) = k*rho*E(t), y2(t) = alpha*I(t), y3(t) = delta*H(t)) julia> assess_identifiability(ode) S(t) => :nonidentifiable E(t) => :nonidentifiable I(t) => :globally U(t) => :nonidentifiable H(t) => :globally D(t) => :nonidentifiable R(t) => :nonidentifiable N => :nonidentifiable alpha => :globally betai => :nonidentifiable betau => :nonidentifiable delta => :globally gamma => :globally gammah => :globally k => :globally rho => :nonidentifiable julia> find_identifiable_functions(ode) k gammah gamma delta alpha betai//N (betau*rho - betau)//(betai*rho) </pre> <p style="text-align: center;">A</p>	<pre> julia> ode = @ODEmodel(S'(t) = -S(t)*(betai*I(t)+betau*U(t))/N, E'(t) = -(k*rho+k*(1-rho))*E(t)+S(t)*(betai*I(t)+betau*U(t))/N, I'(t) = k*rho*E(t)-(gamma+alpha)*I(t), U'(t) = k*(1-rho)*E(t)-gamma*U(t), H'(t) = alpha*I(t)-gammah*H(t)-delta*H(t), D'(t) = delta*H(t), R'(t) = gamma*I(t)+gamma*U(t)+gammah*H(t), y1(t) = k*rho*E(t), y2(t) = alpha*I(t), y3(t) = delta*H(t), y4(t) = N) julia> assess_identifiability(ode, known_ic = [S,E,I,U,H,D,R]) S(0) => :globally E(0) => :globally I(0) => :globally U(0) => :globally H(0) => :globally D(0) => :globally R(0) => :globally N => :globally alpha => :globally betai => :globally betau => :globally delta => :globally gamma => :globally gammah => :globally k => :globally rho => :globally </pre> <p style="text-align: center;">B</p>
--	--

Table 15: Structural identifiability analysis of Model 10b using StructuralIdentifiability.jl package in JULIA. **A.** input and output with unknown IC **B.** input and output with known IC.

We summarize the findings from this extended analysis in the following proposition.

Proposition 2.15. *For the SEUIHRD model M_{10} , when three types of observations are available—new reported infections, new hospitalizations, and new deaths—the following results hold: With unknown initial conditions, the parameters α , δ , γ , γ_H , and k are globally structurally identifiable, while the remaining parameters remain unidentifiable. When the initial conditions are known, the model becomes fully identifiable, and all parameters can be structurally identified. These results highlight the critical role of incorporating multiple observations to resolve identifiability issues in complex compartmental models.*

2.11. SEIR model with spillover infections and human-to-human transmission

Model M_{11} captures the dynamics of spillover infections originating from poultry and subsequent human-to-human transmission. The model includes six compartments: $S(t)$ represents the number of susceptible humans and poultry, $E_i(t)$ denotes the number of exposed individuals infected through interspecies transmission, and $E_s(t)$ represents the number of exposed individuals infected through secondary (human-to-human) transmission. $I_i(t)$ refers to the number of infectious poultry, $I_s(t)$ is the number of infectious humans, and $R(t)$ denotes the number of recovered individuals (human or poultry). This model structure allows the characterization of both zoonotic spillover events and sustained human transmission chains.

$$\text{Model 11: } \left\{ \begin{array}{ll} \frac{dS}{dt} &= \frac{-\beta(I_i + I_s)}{N} - \alpha, \quad S(0) = S_0 \\ \frac{dE_i}{dt} &= \alpha - \kappa E_i, \quad E_i(0) = E_{i_0} \\ \frac{dI_i}{dt} &= \kappa E_i - \gamma I_i, \quad I_i(0) = I_{i_0} \\ \frac{dE_s}{dt} &= \frac{\beta(I_i + I_s)}{N} - \kappa E_s, \quad E_s(0) = E_{s_0} \\ \frac{dI_s}{dt} &= \kappa E_s - \gamma I_s, \quad I_s(0) = I_{s_0} \\ \frac{dR}{dt} &= \gamma(I_i + I_s), \quad R(0) = R_0. \end{array} \right. \quad (M_{11})$$

The observable measures will be the spillover cases (κE_i) and human-to-human cases (κE_s).

<pre> ode = @ODEmodel(S'(t) = -alpha-beta*(Ii+Is)/N, Ei'(t) = alpha - k*Ei, Ii'(t) = k*Ei - gamma*Ii, Es'(t) = -k*Es + beta*(Ii+Is)/N, Is'(t) = k*Es -gamma*Is, R'(t) = gamma*(Ii+Is), y1(t) = k*Ei, y2(t) = k*Es, y3(t) = N) julia> assess_identifiability(ode) S(t) => :nonidentifiable Ei(t) => :globally Ii(t) => :nonidentifiable Es(t) => :globally Is(t) => :nonidentifiable R(t) => :nonidentifiable N => :globally alpha => :globally beta => :globally gamma => :globally k => :globally julia> find_identifiable_functions(ode) k gamma beta alpha N </pre>	<pre> julia> assess_identifiability(ode, known_ic = [S,Ei,Ii,Es,Is,R]) S(0) => :globally Ei(0) => :globally Ii(0) => :globally Es(0) => :globally Is(0) => :globally R(0) => :globally N => :globally alpha => :globally beta => :globally gamma => :globally k => :globally </pre>
A	B

Table 16: Structural identifiability analysis of Model 11 using `StructuralIdentifiability.jl` package in JULIA. **A.** input and output with unknown IC **B.** input and output with known IC.

Proposition 2.16. *For the SEIR model with spillover infections and human-to-human transmission, all parameters are globally structurally identifiable, both with and without known initial conditions.*

We now summarize the structural identifiability findings for all models using both the `StructuralIdentifiability.jl` package in Julia and the DAISY software. The results for Models M₁–M₈ from DAISY were originally presented in our previous work [12]. Across the models analyzed, we found

strong agreement between the results produced by `StructuralIdentifiability.jl` and DAISY. Notably, DAISY did not yield results for Models 7a and 7b, as indicated in [12], nor for their reduced forms. Similarly, DAISY was unable to process Model 8a or its reduced version. These computational limitations underscore the utility of Julia-based symbolic tools such as `StructuralIdentifiability.jl` for analyzing more complex epidemic models.

Table 17 presents the identifiability results under unknown initial conditions, while Table 18 summarizes the results when initial conditions are assumed to be known.

		DAISY		StructuralIdentifiability.jl in JULIA	
Model	Observations	Identifiable parameters	Unidentifiable parameters	Identifiable parameters	Unidentifiable parameters
M1	Number of new infected cases (kE)	k, γ	β, N	k, γ	β, N
M2	Number of new infected symptomatic cases ($k\rho E$)	k, γ	ρ, β, N	k, γ	ρ, β, N
M3	Number of new infected symptomatic cases ($k\rho E$)	k, γ	$\rho, \beta_A, \beta_I, N$	k, γ	$\rho, \beta_A, \beta_I, N$
M4a	Number of new infected cases (kE)	k	β, δ, γ	k	β, δ, γ
M4b	Number of new infected cases (kE) and new deaths (δI)	k, β, δ, γ	-	k, β, δ, γ	-
M5	Cumulative number of new incidence ($S(0) - S(t)$)	γ, μ_v	$\beta, \beta_v, \Lambda_v, N$	γ, μ_v	$\beta, \beta_v, \Lambda_v, N$
M6	Cumulative number of new incidence ($S(0) - S(t)$)	γ, μ_v, ρ	$\beta_A, \beta_I, \beta_v, \Lambda_v, N$	γ, μ_v, ρ	$\beta_A, \beta_I, \beta_v, \Lambda_v, N$
M7a (reduced)	Number of new infected cases (kE)	no results	no results	k, β_D	$\beta_I, \beta_H, \alpha, \delta_I, \delta_H, \gamma_H, \gamma_I$
M7b (reduced)	Number of new infected cases (kE) and new hospitalization (αI)	no results	no results	α, β_D, k	$\beta_I, \beta_H, \delta_I, \delta_H, \gamma_H, \gamma_I$
M7c (reduced)	Number of new infected cases (kE), new hospitalization (αI) and, new deaths ($\delta_I I + \delta_H H$)	all	-	all	-
M8a (reduced)	Number of new symptomatic cases ($k_\rho I_\rho$)	no results	no results	k	$\gamma, \delta, \gamma_\rho, k_\rho, \beta_\rho, \beta_I$
M8b	Number of new symptomatic cases ($k_\rho I_\rho$) and new deaths ($\delta_I I$)	$\gamma, \delta, k, \beta_I$	$\beta_\rho, \gamma_\rho, k_\rho$	$\gamma, \delta, k(\text{locally}), \beta_I$	$\beta_\rho, \gamma_\rho, k_\rho$
M9	New reported cases ($k\rho E$)	γ, k	β_I, β_U, ρ	γ, k	β_I, β_U, ρ
M10a	new reported cases ($k\rho E$), new hospitalizations (αI)	$\alpha, \beta_I, \gamma, k$	$\beta_U, \delta, \gamma_H, \rho$	$\alpha, \beta_I, \gamma, k$	$\beta_U, \delta, \gamma_H, \rho$
M10b	new reported cases ($k\rho E$), new hospitalizations (αI), new deaths (δH)	$\alpha, \beta_I, \delta, \gamma, \gamma_H, k$	β_U, ρ	$\alpha, \beta_I, \delta, \gamma, \gamma_H, k$	β_U, ρ
M11	new spillover cases (kE_i), new human-to-human cases (kE_s)	all	all	all	all

Table 17: Summary of structural identifiability results for all models under unknown initial conditions, as obtained using the DAISY software and the `StructuralIdentifiability.jl` package in Julia.

		DAISY		StructuralIdentifiability.jl in JULIA	
Model	Observations	Identifiable parameters	Unidentifiable parameters	Identifiable parameters	Unidentifiable parameters
M1	Number of new infected cases (kE)	all	-	all	-
M2	Number of new infected symptomatic cases ($k\rho E$)	all	-	all	-
M3	Number of new infected symptomatic cases ($k\rho E$)	all	-	all	-
M4a	Number of new infected cases (kE)	all	-	all	-
M4b	Number of new infected cases (kE) and new deaths (δI)	all	-	all	-
M5	Cumulative number of new incidence ($S(0) - S(t)$)	all	-	all	-
M6	Cumulative number of new incidence ($S(0) - S(t)$)	all	-	all	-
M7a (reduced)	Number of new infected cases (kE)	no results	no results	all	-
M7b (reduced)	Number of new infected cases (kE) and new hospitalization (αI)	no results	no results	all	-
M7c (reduced)	Number of new infected cases (kE), new hospitalization (αI) and, new deaths ($\delta_I I + \delta_H H$)	all	-	all	-
M8a	Number of new symptomatic cases ($k_\rho I_\rho$)	no results	no results	k, γ_ρ, k_ρ	$\gamma, \delta, \beta_\rho, \beta_I$
M8b	Number of new symptomatic cases ($k_\rho I_\rho$) and new deaths ($\delta_I I$)	all	-	all	-
M9	New reported cases ($k\rho E$)	all	-	all	-
M10a	new reported cases ($k\rho E$), new hospitalizations (αI)	$\alpha, \beta_I, \beta_U, \gamma, k, \rho$	δ, γ_H	$\alpha, \beta_I, \beta_U, \gamma, k, \rho$	δ, γ_H
M10b	new reported cases ($k\rho E$), new hospitalizations (αI), new deaths (δH)	all	-	all	-
M11	new spillover cases (kE_i), new human-to-human cases (kE_s)	all	-	all	-

Table 18: Summary of structural identifiability results for all models under known initial conditions, as obtained using the DAISY software and the `StructuralIdentifiability.jl` package in Julia.

3. Discussion

Identifiability plays an integral role in determining whether the model structure yields unique estimated parameters. Implementing identifiability analysis is an important initial step in parameter estimation as it provides intuition on whether or not the fitted parameters can be used confidently for inference. In this study, we present multiple examples of compartmental ordinary differential equation models, where identifiability analysis can be easily implemented so that a researcher or public health official has insight on which parameters to pay attention to and what type of data to collect. This knowledge of producing reliable estimates is invaluable as gives confidence on efforts such as mitigation strategies and how resources should be allocated.

We explored the identifiability of eleven ordinary differential equation-based epidemic models representing a range of infectious disease dynamics. Our aim was to investigate how the progressive addition of epidemiological compartments influences the structural identifiability of model parameters, under scenarios with both known and unknown initial conditions. The structural identifiability analysis was conducted using two established tools: DAISY and the Julia-based package `StructuralIdentifiability.jl` [11, 13]. These tools were selected due to their complementary strengths: DAISY is well-established for smaller systems and algebraic clarity, while `StructuralIdentifiability.jl` offers better scalability and computational efficiency for larger or more complex models. A comparison of their capabilities is provided in Barreiro et al. (2023) [27]. From Tables 17 and 18, we observe that the identifiability results are generally consistent between DAISY and `StructuralIdentifiability.jl`. However, in some cases, DAISY was unable to return results due to computational limitations or algebraic complexity. In such instances, the `StructuralIdentifiability.jl` package proved especially useful, successfully producing identifiability results for these models.

One of the key methodological contributions of this work is the practical demonstration of how structural identifiability analysis can be systematically incorporated into the early stages of epidemic model development. The use of the *StructuralIdentifiability.jl* package in Julia provides a powerful yet accessible framework for symbolic analysis, allowing researchers to assess the identifiability of parameters across a diverse set of compartmental models

without requiring extensive background in symbolic computation. From classical SEIR models to more complex systems involving asymptomatic transmission, disease-induced mortality, and vector-borne dynamics, our analyses show how identifiability is influenced by model structure, initial conditions, and the choice of observed outputs. A particularly valuable aspect of our approach is the use of compartmental diagrams annotated with identifiability information, which improves model transparency and facilitates communication among interdisciplinary teams. Furthermore, the application of model reduction techniques using generalized first integrals, especially in the context of the computationally intensive Ebola transmission model, highlights a promising strategy to extend identifiability assessments to large-scale systems that would otherwise be intractable. Collectively, these methodological advances provide modelers with concrete tools to verify the theoretical soundness of their models before engaging in parameter estimation or forecasting, ultimately enhancing the reliability of model-based public health decision-making.

Nonetheless, several limitations must be acknowledged. Structural identifiability is a theoretical property that assumes access to noise-free, continuous, and complete data. However, real-world epidemiological data is often sparse, noisy, and subject to reporting delays. In such contexts, practical identifiability analysis - which accounts for finite and noisy data - should be conducted as a complementary step. Additionally, as model complexity increases, symbolic computation becomes increasingly challenging. In our analysis of the Ebola model, we employed a model reduction strategy using generalized first integrals to overcome these computational barriers, an approach that can be extended to other complex systems.

In summary, this work demonstrates how symbolic structural identifiability analysis—implemented via the Julia package *StructuralIdentifiability.jl*—can be applied to a broad spectrum of epidemic models, from classical SEIR frameworks to models with increased biological realism. Compared to our earlier tutorial based on DAISY, this approach enables more efficient analysis of higher-dimensional systems. By systematically exploring how identifiability depends on model structure, observability of outputs, and knowledge of initial conditions, we identify common pitfalls and guide modelers toward more robust formulations. Our annotated flow diagrams and practical model reduction techniques further enhance accessibility and

transparency. Future efforts should aim to integrate structural and practical identifiability assessments into unified workflows, thereby improving the reliability and interpretability of models used to inform public health decisions.

Data availability

All codes used in this study is publicly available at <https://github.com/YuganthiLiyanage/Structural-identifiability-of-epidemic-models>

Appendix A. Example Appendix Section

References

- [1] F. Brauer, Compartmental models in epidemiology, in: F. Brauer, P. van den Driessche, J. Wu (Eds.), *Mathematical Epidemiology*, volume 1945 of *Lecture Notes in Mathematics*, Springer, 2008, pp. 19–79. doi:10.1007/978-3-540-78911-6_2.
- [2] J. Arino, F. Brauer, P. van den Driessche, J. Watmough, J. Wu, A final size relation for epidemic models, *Mathematical Biosciences and Engineering* 4 (2007) 159–175. doi:10.3934/mbe.2007.4.159.
- [3] G. Chowell, N. W. Hengartner, C. Castillo-Chavez, P. W. Fenimore, J. M. Hyman, The basic reproductive number of ebola and the effects of public health measures: The cases of congo and uganda, *Journal of Theoretical Biology* 229 (2004) 119–126. doi:10.1016/j.jtbi.2004.03.006.
- [4] R. M. Anderson, C. Fraser, A. C. Ghani, C. A. Donnelly, S. Riley, N. M. Ferguson, G. M. Leung, T. H. Lam, A. J. Hedley, L.-M. Ho, et al., Epidemiology, transmission dynamics and control of sars: The 2002–2003 epidemic, *Philosophical Transactions of the Royal Society of London. Series B: Biological Sciences* 359 (2004) 1091–1105. doi:10.1098/rstb.2004.1490.
- [5] P. Yan, G. Chowell, *Quantitative Methods for Investigating Infectious Disease Outbreaks*, Springer, 2019. doi:10.1007/978-3-030-21923-9.
- [6] H. T. Banks, H. T. Tran, *Mathematical and Experimental Modeling of Physical and Biological Processes*, Chapman and Hall/CRC, 2009.

- [7] N. Tuncer, T. T. Le, Structural and practical identifiability analysis of outbreak models, *Mathematical Biosciences* 299 (2018) 1–18. doi:10.1016/j.mbs.2018.02.004.
- [8] K. Roosa, G. Chowell, Assessing parameter identifiability in compartmental dynamic models using a computational approach: Application to infectious disease transmission models, *Theoretical Biology and Medical Modelling* 16 (2019) 1. doi:10.1186/s12976-018-0097-6.
- [9] A. F. Villaverde, A. Barreiro, A. Papachristodoulou, Structural identifiability of dynamic systems biology models, *PLOS Computational Biology* 12 (2016) e1005153. doi:10.1371/journal.pcbi.1005153.
- [10] M. C. Eisenberg, S. L. Robertson, J. H. Tien, Identifiability and estimation of multiple transmission pathways in cholera and water-borne disease, *Journal of Theoretical Biology* 324 (2013) 84–102. doi:10.1016/j.jtbi.2012.12.021.
- [11] G. Bellu, M. P. Saccomani, S. Audoly, L. D’Angiò, Daisy: A new software tool to test global identifiability of biological and physiological systems, *Computer Methods and Programs in Biomedicine* 88 (2007) 52–61. doi:10.1016/j.cmpb.2007.07.002.
- [12] G. Chowell, S. Dahal, Y. R. Liyanage, A. Tariq, N. Tuncer, Structural identifiability analysis of epidemic models based on differential equations: a tutorial-based primer, *Journal of Mathematical Biology* 87 (2023) 79.
- [13] R. Dong, C. Goodbrake, H. Harrington, G. Pogudin, Differential elimination for dynamical models via projections with applications to structural identifiability, *SIAM Journal on Applied Algebra and Geometry* 7 (2023) 194–235. URL: <https://doi.org/10.1137/22M1469067>.
- [14] H. Pohjanpalo, System identifiability based on the power series expansion of the solution, *Mathematical Biosciences* 41 (1978) 21–33. doi:10.1016/0025-5564(78)90063-9.
- [15] E. Walter, Y. Lecourtier, Global approaches to identifiability testing for linear and nonlinear state space models, *Mathematical Biosciences* 59 (1982) 1–20. doi:10.1016/0025-5564(82)90045-0.

- [16] S. Vajda, K. R. Godfrey, H. Rabitz, Similarity transformation approach to identifiability analysis of nonlinear compartmental models, *Mathematical Biosciences* 93 (1989) 217–248. doi:10.1016/002.
- [17] G. Joly-Blanchard, L. Denis-Vidal, Some remarks about an identifiability result of nonlinear systems, *Automatica* 34 (1998) 1151–1152.
- [18] L. Ljung, T. Glad, On global identifiability for arbitrary model parametrizations, *automatica* 30 (1994) 265–276.
- [19] J. H. Guillaume, J. D. Jakeman, S. Marsili-Libelli, M. Asher, P. Brunner, B. Croke, M. C. Hill, A. J. Jakeman, K. J. Keesman, S. Razavi, et al., Introductory overview of identifiability analysis: A guide to evaluating whether you have the right type of data for your modeling purpose, *Environmental Modelling & Software* 119 (2019) 418–432.
- [20] C. Cobelli, J. J. Distefano 3rd, Parameter and structural identifiability concepts and ambiguities: a critical review and analysis, *American Journal of Physiology-Regulatory, Integrative and Comparative Physiology* 239 (1980) R7–R24.
- [21] R. Bellman, K. J. Åström, On structural identifiability, *Mathematical biosciences* 7 (1970) 329–339.
- [22] J. Distefano, C. Cobelli, On parameter and structural identifiability: Nonunique observability/reconstructibility for identifiable systems, other ambiguities, and new definitions, *IEEE Transactions on Automatic Control* 25 (1980) 830–833.
- [23] M. Ollivier, Le problème de l’identifiabilité structurelle globale: Approche théorique, méthodes effectives et bornes de complexité, Ph.d. thesis, École Polytechnique, Paris, 1990.
- [24] H. Hong, A. Ovchinnikov, G. Pogudin, C. Yap, Global identifiability of differential models, *Communications on Pure and Applied Mathematics* 73 (2020) 1831–1879. URL: <https://doi.org/10.1002/cpa.21921>.
- [25] G. Pogudin, Generalized first integrals and structural identifiability, 2024. URL: <https://github.com/SciML/StructuralIdentifiability.jl/issues/63>.

- [26] G. Ballif, F. Clément, R. Yvinec, Nonlinear compartmental modeling to monitor ovarian follicle population dynamics on the whole lifespan, *Journal of mathematical biology* 89 (2024) 9. doi:10.1007/s00285-024-02108-6.
- [27] X. Rey Barreiro, A. F. Villaverde, Benchmarking tools for a priori identifiability analysis, *Bioinformatics* 39 (2023) btad065.